

Analysis of Disaggregation of Public Data from Statistics a

Data Source	Link	Topic
Nova Scotia Government Open Data Portal https://data.novascotia.ca/	https://data.novascotia.ca/Community-Services/Community-Living-Disability-Support-Program/axmt-riwq/about_data	(dis)Ablity
Statistics Canada	https://www150.statcan.gc.ca/n1/pub/89-654-x/89-654-x2023004-eng.htm	(dis)Ablity
Statistics Canada	https://www150.statcan.gc.ca/t1/tbl1/en/tv.action?pid=1310090101	(dis)Ablity
Statistics Canada	https://www150.statcan.gc.ca/t1/tbl1/en/tv.action?pid=1310037501	(dis)Ablity
Statistics Canada	https://www150.statcan.gc.ca/t1/tbl1/en/tv.action?pid=1310037601	(dis)Ablity
Statistics Canada	https://www150.statcan.gc.ca/t1/tbl1/en/tv.action?pid=1310037701	(dis)Ablity
Statistics Canada	https://www150.statcan.gc.ca/t1/tbl1/en/tv.action?pid=1310037801	(dis)Ablity
Statistics Canada	https://www150.statcan.gc.ca/t1/tbl1/en/tv.action?pid=1310037901	(dis)Ablity

Statistics Canada	https://www150.statcan.gc.ca/n1/pub/89-654-x/89-654-x2023002-eng.htm	(dis)Ablity
Statistics Canada	https://www12.statcan.gc.ca/census-recensement/2021/dp-pd/prof/details/page.cfm?Lang=E&GENDERlist=1,2,3&STATISTIClist=1,4&HEADERlist=0&DGUIDlist=2021A000212&SearchText=Nova%20Scotia	Census
Statistics Canada	https://www150.statcan.gc.ca/t1/tbl1/en/tv.action?pid=9810003601&pickMembers%5B0%5D=1.4	Census
Statistics Canada	https://www150.statcan.gc.ca/t1/tbl1/en/tv.action?pid=9810003701	Census
Nova Scotia Government Open Data Portal	https://data.novascotia.ca/Environment-and-Energy/Climate-	Climate
Statistics Canada	https://www150.statcan.gc.ca/t1/tbl1/en/tv.action?pid=3710001101&pickMembers%5B0%5D=1.4&pickMembers%5B1%5D=2.1&pickMembers%5B2%5D=6.1&cubeTimeFrame.startYear=2017+%2F+2018&cubeTimeFrame.endYear=2021+%2F+2022&referencePeriods=20170101%2C20210101	Education

Statistics Canada	https://www23.statcan.gc.ca/imdb/p2SV.pl?Function=getSurvey&SDDS=5017	Education
Statistics Canada	https://www150.statcan.gc.ca/n1/pub/81-582-x/81-582-x2024001-eng.htm	Education
Statistics Canada	https://www150.statcan.gc.ca/t1/tbl1/en/tv.action?pid=3710014901	Education
Statistics Canada	https://www150.statcan.gc.ca/n1/pub/89-503-x/89-503-x2015001-eng.htm	Gender
Statistics Canada	https://www23.statcan.gc.ca/imdb/p2SV.pl?Function=getSurvey&Id=1535347	Gender
Statistics Canada	https://www.statcan.gc.ca/en/subjects-start/society_and_community/s_ex_gender_and_sexual_orientation	Gender

Statistics Canada	https://www150.statcan.gc.ca/n1/pub/71-607-x/71-607-x2022021-eng.htm	Gender
Nova Scotia Government Open Data Portal https://data.novascotia.ca/	https://data.novascotia.ca/Health-and-Wellness/Seniors-Pharmacare-Utilization-Total-Expenditure-b/ba3i-cr89	Health
Nova Scotia Government Open Data Portal https://data.novascotia.ca/	https://data.novascotia.ca/Health-and-Wellness/Seniors-Pharmacare-Utilization-Total-Expenditure-b/vrx5-5byq	Health
Nova Scotia Government Open Data Portal https://data.novascotia.ca/	https://data.novascotia.ca/Health-and-Wellness/Seniors-Pharmacare-Utilization-by-Age-Group-and-Sex/fvav-ji37/about_data	Health
Nova Scotia Government Open Data Portal https://data.novascotia.ca/	https://data.novascotia.ca/Health-and-Wellness/Notifiable-Diseases-Counts-and-Rates-By-Age-Group/77w9-ruh5/about_data	Health
Nova Scotia Government Open Data Portal https://data.novascotia.ca/	https://data.novascotia.ca/Health-and-Wellness/Notifiable-Diseases-Counts-and-Rates-By-Sex/hgpa-vixp/about_data	Health

<p>Nova Scotia Government Open Data Portal https://data.novascotia.ca/</p>	<p>https://data.novascotia.ca/Health-and-Wellness/Mortality-rate-by-sex-filter-by-drug-type-/aevc-vtvh</p>	<p>Health</p>
<p>Nova Scotia Government Open Data Portal https://data.novascotia.ca/</p>	<p>https://data.novascotia.ca/Health-and-Wellness/Accessing-Primary-Care-in-Nova-Scotia/fac5-58sq/about_data</p>	<p>Health</p>
<p>Nova Scotia Health</p>	<p>https://public.tableau.com/app/profile/nova.scotia.health/viz/ActionforHealth-PublicReporting/Overview</p>	<p>Health</p>
<p>Nova Scotia Health</p>	<p>https://public.tableau.com/app/profile/nova.scotia.health/viz/ActionforHealth-PublicReporting/Overview</p>	<p>Health</p>
<p>Nova Scotia Government Open Data Portal https://data.novascotia.ca/</p>	<p>https://data.novascotia.ca/Health-and-Wellness/Mobile-Clinic-Visits-Trend/4mcm-bg4g</p>	<p>Health</p>
<p>Nova Scotia Government Open Data Portal https://data.novascotia.ca/</p>	<p>https://data.novascotia.ca/Population-and-Demographics/Suicide-Mortality-Rate-by-Sex/bx4m-4pty</p>	<p>Health</p>
<p>Nova Scotia Government Open Data Portal https://data.novascotia.ca/</p>	<p>https://data.novascotia.ca/Health-and-Wellness/Home-Support-Waitlist/jwb6-ztxi/about_data</p>	<p>Health</p>

<p>Nova Scotia Government Open Data Portal https://data.novascotia.ca/</p>	<p>https://data.novascotia.ca/Public-Opinion-Research/Atlantic-Quarterly-Autumn-2017-Tobacco-and-E-cigar/ybmm-jciu/about_data</p>	<p>Health</p>
<p>Nova Scotia Government Open Data Portal https://data.novascotia.ca/</p>	<p>https://data.novascotia.ca/Public-Opinion-Research/Atlantic-Quarterly-Spring-2018-DHW-Perception-of-H/mzjn-d9qj/about_data</p>	<p>Health</p>
<p>Nova Scotia Government Open Data Portal https://data.novascotia.ca/</p>	<p>https://data.novascotia.ca/Health-and-Wellness/Family-Pharmacare-Program-Payment-and-Utilization-/2kg5-pifq/about_data</p>	<p>Health</p>
<p>Canada Mortgage and Housing Corporation</p>	<p>https://www.cmhc-schl.gc.ca/professionals/housing-markets-data-and-research/housing-data/data-tables/household-characteristics/housing-conditions-aboriginal-households-living-on-reserve</p>	<p>Housing</p>

<p>Canada Mortgage and Housing Corporation - Statistics Canada, Canadian Income Survey 2012 – 2019, Survey of Labour and Income Dynamics 2006 – 2011</p>	<p>https://www.cmhc-schl.gc.ca/professionals/housing-markets-data-and-research/housing-data/datatables/household-characteristics/real-median-household-income-after-tax-tenure</p>	<p>Housing</p>
<p>Canada Mortgage and Housing Corporation</p>	<p>https://www.cmhc-schl.gc.ca/professionals/housing-markets-data-and-research/housing-data/datatables/household-characteristics/home-equity-net-worth-tenure-canada-provinces</p>	<p>Housing</p>
<p>Canada Mortgage and Housing Corporation</p>	<p>https://www.cmhc-schl.gc.ca/professionals/housing-markets-data-and-research/housing-data/datatables/household-characteristics/core-housing-need-status-selected-characteristics-gender</p>	<p>Housing</p>
<p>Canada Mortgage and Housing Corporation - (Census-based and National-Household-Survey-based housing indicators and data)</p>	<p>https://www.cmhc-schl.gc.ca/professionals/housing-markets-data-and-research/housing-data/datatables/household-characteristics/census-appendix-housing-conditions-off-reserve-status-indians</p>	<p>Housing</p>
<p>Canada Mortgage and Housing Corporation</p>	<p>https://www.cmhc-schl.gc.ca/professionals/housing-markets-data-and-research/housing-data/datatables/household-characteristics</p>	<p>Housing</p>

<p>Nova Scotia Government Open Data Portal https://data.novascotia.ca/</p>	<p>https://data.novascotia.ca/Immigration-and-Migration/2019-Q1-Immigration-Phone-Survey-Results/5hrm-2nyt/about_data</p>	<p>Immigration</p>
<p>Nova Scotia Government Open Data Portal https://data.novascotia.ca/</p>	<p>https://data.novascotia.ca/Immigration-and-Migration/2019-Q1-Immigration-Online-Survey-Results/jqdz-fanc/about_data</p>	<p>Immigration</p>
<p>Nova Scotia Government Open Data Portal https://data.novascotia.ca/</p>	<p>https://data.novascotia.ca/Immigration-and-Migration/2018-Q2-Immigration-Survey-Results/2jpc-xfg6/about_data</p>	<p>Immigration</p>
<p>Nova Scotia Government Open Data Portal https://data.novascotia.ca/</p>	<p>https://data.novascotia.ca/Immigration-and-Migration/2017-Q4-Immigration-Survey-Results/pvu9-jvbe/about_data</p>	<p>Immigration</p>
<p>Statistics Canada</p>	<p>https://www23.statcan.gc.ca/imdb/p2SV.pl?Function=getSurvey&SDDS=5200</p>	<p>Income</p>

Statistics Canada	https://www150.statcan.gc.ca/t1/tbl1/en/tv.action?pid=9810009601&pickMembers%5B0%5D=1.488	Income
Statistics Canada	https://www23.statcan.gc.ca/imdb/p2SV.pl?Function=getSurvey&SDDS=3250	Indigenous Population
Nova Scotia Government Open Data Portal https://data.novascotia.ca/	https://data.novascotia.ca/Population-and-Demographics/Numbers-and-Rates-of-Suicide-Fatalities-in-NS-by-Y/n3dv-9n4b/about_data	Justice
Nova Scotia Government Open Data Portal https://data.novascotia.ca/	https://data.novascotia.ca/Crime-and-Justice/NS-Adult-Admissions-to-Custody-by-Gender/aske-6h8e/about_data	Justice
Nova Scotia Department of Justice	https://novascotia.ca/just/publications/docs/2016-17_CORRECTIONS_KEY_INDICATOR_REPORT.pdf	Justice

Nova Scotia Department of Justice	https://novascotia.ca/just/corrections/	Justice
Nova Scotia Government Open Data Portal https://data.novascotia.ca/	https://data.novascotia.ca/Crime-and-Justice/NS-Adult-Admissions-to-Custody-by-Ethnicity/9cqk-8ceu/about_data	Justice
Nova Scotia Government Open Data Portal https://data.novascotia.ca/	https://data.novascotia.ca/Public-Opinion-Research/Nova-Scotia-Department-of-Justice-Perceived-Safety/67q8-cgd8/about_data	Justice
Nova Scotia Government Open Data Portal https://data.novascotia.ca/	https://data.novascotia.ca/Public-Opinion-Research/Confidence-in-the-Justice-System-CRA-/xe9y-akj5/about_data	Justice
Statistics Canada	https://www150.statcan.gc.ca/t1/tbl1/en/cv.action?pid=3510020501	Justice

Statistics Canada	https://www150.statcan.gc.ca/n1/en/surveys/3306	Justice
Statistics Canada	https://www150.statcan.gc.ca/t1/tbl1/en/tv.action?pid=3510001401&pickMembers%5B0%5D=1.4&cubeTimeFrame.startYear=2018+%2F+2019&cubeTimeFrame.endYear=2022+%2F+2023&referencePeriods=20180101%2C20220101	Justice
Statistics Canada	https://www150.statcan.gc.ca/t1/tbl1/en/tv.action?pid=3510001501&pickMembers%5B0%5D=1.4&pickMembers%5B1%5D=2.1&cubeTimeFrame.startYear=2018+%2F+2019&cubeTimeFrame.endYear=2022+%2F+2023&referencePeriods=20180101%2C20220101	Justice
Statistics Canada	https://www150.statcan.gc.ca/t1/tbl1/en/tv.action?pid=3510001601&pickMembers%5B0%5D=1.4&pickMembers%5B1%5D=2.1&cubeTimeFrame.startYear=2018+%2F+2019&cubeTimeFrame.endYear=2022+%2F+2023&referencePeriods=20180101%2C20220101	Justice

Statistics Canada	https://www150.statcan.gc.ca/t1/tbl1/en/tv.action?pid=3510001701&pickMembers%5B0%5D=1.4&pickMembers%5B1%5D=2.1&cubeTimeFrame.startYear=2018+%2F+2019&cubeTimeFrame.endYear=2022+%2F+2023&referencePeriods=20180101%2C20220101	Justice
Statistics Canada	https://www150.statcan.gc.ca/t1/tbl1/en/tv.action?pid=3510001801&pickMembers%5B0%5D=1.4&pickMembers%5B1%5D=2.1&cubeTimeFrame.startYear=2018+%2F+2019&cubeTimeFrame.endYear=2022+%2F+2023&referencePeriods=20180101%2C20220101	Justice
Statistics Canada	https://www150.statcan.gc.ca/t1/tbl1/en/tv.action?pid=3510001901&pickMembers%5B0%5D=1.4&pickMembers%5B1%5D=2.1&cubeTimeFrame.startYear=2018+%2F+2019&cubeTimeFrame.endYear=2022+%2F+2023&referencePeriods=20180101%2C20220101	Justice
Statistics Canada	https://www150.statcan.gc.ca/t1/tbl1/en/tv.action?pid=3510002001&pickMembers%5B0%5D=1.4&pickMembers%5B1%5D=2.1&cubeTimeFrame.startYear=2018+%2F+2019&cubeTimeFrame.endYear=2022+%2F+2023&referencePeriods=20180101%2C20220101	Justice

Statistics Canada	https://www150.statcan.gc.ca/t1/tbl1/en/tv.action?pid=3510002101&pickMembers%5B0%5D=1.4&pickMembers%5B1%5D=2.1&cubeTimeFrame.startYear=2018+%2F+2019&cubeTimeFrame.endYear=2022+%2F+2023&referencePeriods=20180101%2C20220101	Justice
Statistics Canada	https://www150.statcan.gc.ca/t1/tbl1/en/tv.action?pid=3510002401&pickMembers%5B0%5D=1.4&pickMembers%5B1%5D=2.1&pickMembers%5B2%5D=3.1&cubeTimeFrame.startYear=2018+%2F+2019&cubeTimeFrame.endYear=2022+%2F+2023&referencePeriods=20180101%2C20220101	Justice
Statistics Canada	https://www150.statcan.gc.ca/t1/tbl1/en/tv.action?pid=3510001301&pickMembers%5B0%5D=1.5&cubeTimeFrame.startYear=2017+%2F+2018&cubeTimeFrame.endYear=2021+%2F+2022&referencePeriods=20170101%2C20210101	Justice
Statistics Canada		Justice
Statistics Canada	https://www150.statcan.gc.ca/n1/pub/85-002-x/2018001/article/54960/s4-eng.htm	Justice
Statistics Canada	https://www23.statcan.gc.ca/imdb/p2SV.pl?Function=getSurvey&SDDS=3302	Justice

Statistics Canada	https://www23.statcan.gc.ca/imdb/p2SV.pl?Function=getSurvey&SDDS=5260	Justice
Statistics Canada	https://www23.statcan.gc.ca/imdb/p2SV.pl?Function=getSurvey&SDDS=5290#a2	Justice
Statistics Canada	https://www150.statcan.gc.ca/t1/tbl1/en/tv.action?pid=1410040701&pickMembers%5B0%5D=1.4&pickMembers%5B1%5D=2.1	Justice
Statistics Canada	https://www150.statcan.gc.ca/n1/en/surveys/5290	Justice
Statistics Canada	https://www23.statcan.gc.ca/imdb/p2SV.pl?Function=getSurvey&SDDS=5256	Justice
Statistics Canada	https://www150.statcan.gc.ca/t1/tbl1/en/tv.action?pid=3510016601&pickMembers%5B0%5D=1.4	Justice
Statistics Canada	https://www150.statcan.gc.ca/t1/tbl1/en/tv.action?pid=3510016701&pickMembers%5B0%5D=1.4&pickMembers%5B1%5D=2.1	Justice
Statistics Canada	https://www150.statcan.gc.ca/t1/tbl1/en/tv.action?pid=3510016801&pickMembers%5B0%5D=1.4&pickMembers%5B1%5D=2.1	Justice

<p>Nova Scotia Government Open Data Portal https://data.novascotia.ca/</p>	<p>https://data.novascotia.ca/Employment-and-Labour/-ARCHIVED-Census-Long-Form-Labour-Force-Ages/pxay-vjn2/about_data</p>	<p>Labour</p>
<p>Nova Scotia Government Open Data Portal https://data.novascotia.ca/</p>	<p>https://data.novascotia.ca/Public-Opinion-Research/Atlantic-Quarterly-Summer-2017-Perceptions-of-Oppo/rc3v-mjdx/about_data</p>	<p>Labour</p>
<p>Statistics Canada</p>	<p>https://www150.statcan.gc.ca/t1/tbl1/en/tv.action?pid=1410000101</p>	<p>Labour</p>
<p>Statistics Canada</p>	<p>https://www23.statcan.gc.ca/imdb/p2SV.pl?Function=getSurvey&SDDS=3701</p>	<p>Labour</p>
<p>Statistics Canada</p>	<p>https://www150.statcan.gc.ca/t1/tbl1/en/tv.action?pid=1410006401</p>	<p>Labour</p>

Statistics Canada	https://www150.statcan.gc.ca/t1/tbl1/en/tv.action?pid=1410001701&pickMembers%5B0%5D=1.4&pickMembers%5B1%5D=2.3&cubeTimeFrame.startMonth=01&cubeTimeFrame.startYear=2024&cubeTimeFrame.endMonth=05&cubeTimeFrame.endYear=2024&referencePeriods=20240101%2C20240501	Labour
Statistics Canada	https://www150.statcan.gc.ca/t1/tbl1/en/tv.action?pid=1410001801	Labour
Nova Scotia Government Open Data Portal https://data.novascotia.ca/	https://data.novascotia.ca/Employment-and-Labour/Nova-Scotia-Labour-Agreements/5546-ke2q/about_data	Labour
Nova Scotia Government Open Data Portal https://data.novascotia.ca/	https://data.novascotia.ca/Employment-and-Labour/Labour-Market-Information-Resource-Database/umem-xjp4/about_data	Labour
Statistics Canada	https://www150.statcan.gc.ca/n1/pub/71-607-x/71-607-x2017002-eng.htm	Labour
Nova Scotia Government Open Data Portal https://data.novascotia.ca/	https://data.novascotia.ca/Employment-and-Labour/-ARCHIVED-Census-Long-Form-Unpaid-Work-Gender/dpbr-jn4a/about_data	Labour

<p>Nova Scotia Government Open Data Portal https://data.novascotia.ca/</p>	<p>https://data.novascotia.ca/Employment-and-Labour/Nova-Scotia-Hourly-Minimum-Wage-Percent-Change-by-/6vef-enka</p>	<p>Labour</p>
<p>Nova Scotia Government Open Data Portal https://data.novascotia.ca/</p>	<p>https://data.novascotia.ca/Population-and-Demographics/-ARCHIVED-Census-Marital-Status-Age-Sex-2011/9ux2-u2fa/about_data</p>	<p>Marital Status</p>
<p>Nova Scotia Government Open Data Portal https://data.novascotia.ca/</p>	<p>https://data.novascotia.ca/Population-and-Demographics/Mean-Annual-Suicide-Rate-per-100-000-Population-by/knyj-jzqt</p>	<p>Mortality</p>
<p>Statistics Canada</p>	<p>https://www150.statcan.gc.ca/t1/tbl1/en/tv.action?pid=1710013401</p>	<p>Population</p>
<p>Nova Scotia Government Open Data Portal https://data.novascotia.ca/</p>	<p>https://data.novascotia.ca/Population-and-Demographics/NS-Births-by-Age-of-Parents/mwuv-zu69/about_data</p>	<p>Population</p>
<p>Nova Scotia Government Open Data Portal https://data.novascotia.ca/</p>	<p>https://data.novascotia.ca/Public-Opinion-Research/Nova-Scotia-Culture-Survey-2022/ycuj-7yne/about_data</p>	<p>Population</p>

<p>Nova Scotia Government Open Data Portal https://data.novascotia.ca/</p>	<p>https://cch.novascotia.ca/sites/default/files/inline/nova-scotia-culture-survey-2022.pdf</p>	<p>Population</p>
<p>Statistics Canada</p>	<p>https://www150.statcan.gc.ca/t1/tbl1/en/tv.action?pid=3710004701&pickMembers%5B0%5D=1.2&pickMembers%5B1%5D=2.1&pickMembers%5B2%5D=4.1</p>	<p>Poverty</p>
<p>Nova Scotia Government Open Data Portal https://data.novascotia.ca/</p>	<p>https://data.novascotia.ca/Lands-Forests-and-Wildlife/Lifeguard-Count-of-Swimmers-at-Provincial-Park-Bea/9ugc-p6xh</p>	<p>Recreation</p>
<p>Nova Scotia Government Open Data Portal https://data.novascotia.ca/</p>	<p>https://data.novascotia.ca/Population-and-Demographics/NS-Same-Sex-Marriages-by-Age-Group/2s5s-he3t/about_data</p>	<p>Sexual Orientation</p>
<p>Nova Scotia Government Open Data Portal https://data.novascotia.ca/</p>	<p>https://data.novascotia.ca/Population-and-Demographics/NS-Same-Sex-Marriages-by-Marital-Status/wp86-wuyi/about_data</p>	<p>Sexual Orientation</p>

<p>Nova Scotia Government Open Data Portal https://data.novascotia.ca/</p>	<p>https://data.novascotia.ca/Roads-Driving-and-Transport/Active-Driver-Licences-by-Class-and-Age-Group/evreg8fr/about_data</p>	<p>Transport</p>
---	--	-------------------------

Legend	
	Indicates data with the most intersectional information

**nd Nova Scotia Government Open Data Portal, Conducted by CRIAV
Development. August 30, 20204**

Description	Time Period Coverage
Number of Disability Support Program participants currently in community-based living. Community-based living includes those whose primary placement is in Alternative Family Support, Developmental Residences, Flex Independent, Flex In Home, Group Homes, Independent Living Support, Supervised Apartment and Small Options Homes, etc.	April 2016 - April 30, 2024
The 2022 Canadian Survey on Disability (CSD) is a national survey of Canadians aged 15 and over whose everyday activities are limited because of a long-term condition or health-related problem.	June 3, 2022 to November 30, 2022
Presence of barriers to accessibility for persons with disabilities aged 15 years and over, by province and territory. Table: 13-10-0901-01 - derived from the <u>Canadian Survey on Disability</u>	2022
Severity of disability for persons with disabilities aged 15 years and over, by age group and gender. Table: 13-10-0375-01 - derived from the <u>Canadian Survey on Disability</u>	2022
Type of disability for persons with disabilities aged 15 years and over, by age group and gender. Table 13-10-0376-01 - derived from the Canadian Survey on Disability.	2022
Labour force status of persons with and without disabilities aged 15 years and over, by age group and gender. Table: 13-10-0377-01 - derived from the Canadian Survey on Disability.	2022
Highest certificate, diploma or degree for persons with and without disabilities aged 15 years and over, by severity, by age group and gender. Table: 13-10-0378-01 - derived from the Canadian Survey on Disability.	2022
After-tax total income for persons with and without disabilities aged 25 years and over, by severity, by age group and gender. Table 13-10-0379-01 - derived from the Canadian Survey on Disability.	2022

<p>The data set details earnings disparities between people with disabilities and people without disabilities. The data are used in the report to examine the pay gap by looking at different sociodemographic factors and employment characteristics. Key findings are included as well as raw data. Data from the 2019 Canadian Income Survey (CIS) are used for this report.</p>	<p>2019</p>
<p>2021 Census of Population</p>	<p>2021</p>
<p>This data comes from the 2021 Census of the population. It is being used by Statistics Canada, along with the Canadian Transgender and Non-Binary Population Data sorted by census metropolitan areas, to inform a data visualization tool that creates a map showing the number of the population using different shades of blue.</p>	<p>2021</p>
<p>This data comes from the 2021 Census of the population. It is being used by Statistics Canada, along with the Canadian Transgender and Non-Binary Population Data sorted by census metropolitan areas, to inform a data visualization tool that creates a map showing the number of the population using different shades of blue.</p>	<p>2021</p>
<p>A survey of Nova Scotians' opinions on climate change and carbon pricing.</p>	<p>Undefined</p>
<p>Postsecondary enrollments, by field of study, registration status, program type, credential type and gender.</p>	<p>2021 to 2022</p>

<p>This national survey provides information on Canadian enrolments and graduates of public postsecondary institutions to address policy and planning needs. PSIS collects information relating to programs and courses offered at an institution, as well as information regarding students and their registration. Information collected is supposed to be available through the PSIS cross-sectional files. While raw disaggregated data are difficult to find, the StatsCan data tables provide data and information collected from the survey.</p>	<p>2021 to 2022</p>
<p>The Pan-Canadian Education Indicators Program (PCEIP) draws from a wide variety of data sources to provide information on the school-age population, elementary, secondary and postsecondary education, transitions, and labour market outcomes.</p>	<p>2021 to 2022</p>
<p>Data table: 37-10-0149-01 2018 average reading and math scores of 15-year-old students by gender and domain. These data are used in the Gender Results Framework data tables.</p>	<p>2018</p>
<p>This report provides a compilation of data related to women's family status, education, employment, economic well-being, unpaid work, health, and more to better understand the experience of women compared to that of men in Canada.</p>	<p>1911 - 2015</p>
<p>The Gender Statistics program will provide a suite of indicators to monitor and analyse gender equality in Canada. Indicators will present sex disaggregated data on topics such as education, labour, income, health and justice. Whenever possible, indicators will be provided by geography, age groups and other intersecting characteristics.</p>	<p>Undefined</p>
<p>The Gender Results Framework (GRF) - Data tables have information on education, economic participation and prosperity, leadership and democratic participation, gender-based violence and access to justice, poverty reduction, health and wellbeing, and other Statistics Canada gender indicators. The data here have links back to the original tables.</p>	<p>Various</p>

<p>This is a data visualization tool that shows a map of Canada's transgender and non-binary population. Data is pulled from Table 98-10-0036-01 Broad age groupd and gender: Canada, provinces and territories and Table 98-10-0037-01 Broad age groups and gender: Canada and census metropolitan areas.</p>	<p>2021</p>
<p>Seniors' Pharmacare Utilization and Payment by Age Group and Sex includes the following data fields: Year, Sex, Beneficiaries, Number of Prescriptions, Drug Cost, Pharmacists Fees, Total Expenditures, Rx per Beneficiary, Cost per Beneficiary</p>	<p>2009 to 2023</p>
<p>Seniors' Pharmacare Utilization and Payment by Age Group and Sex includes the following data fields: Year, Sex, Beneficiaries, Number of Prescriptions, Drug Cost, Pharmacists Fees, Total Expenditures, Rx per Beneficiary, Cost per Beneficiary</p>	<p>2009 to 2023</p>
<p>Seniors' Pharmacare Utilization and Payment by Age Group and Sex includes the following data fields: Year, Sex, Beneficiaries, Number of Prescriptions, Drug Cost, Pharmacists Fees, Total Expenditures, Rx per Beneficiary, Cost per Beneficiary</p>	<p>2008 to 2023</p>
<p>Counts and rates (per 100,000 population) of notifiable diseases reported in Nova Scotia by age group.</p>	<p>January 1, 2014 to December 31, 2022</p>
<p>Counts and rates (per 100,000 population) of notifiable diseases reported in Nova Scotia by sex.</p>	<p>January 1, 2014 to December 31, 2022</p>

<p>Mortality rate by sex</p>	<p>2009 to 2022</p>
<p>The data set includes various health service-related metrics and indicators related to the Nova Scotia Health. The data is collected from multiple sources within the health system, including the Need a Family Practice Registry, Primary Care Electronic Medical Records, Hospital Registration systems and Virtual Care platforms. The data is aggregated and anonymized to ensure privacy and does not contain any personally identifiable health information. This data set is used to build the Action for Health Public Reporting and the goal of this project is to provide accessible healthcare information to the general public, researchers, and analysts in order to improve understanding and foster improvements in the healthcare system in Nova Scotia.</p>	<p>Q1 April 2021 to Present</p>
<p>These are data dashboards that provide information on Nova Scotia health services. There are many different data sources used in the creation of the dashboards. Sources include Hospital Inpatient, Emergency and Surgical Databases, Continuing Care Home Support and Long Term Care Reports and Emergency Health Services (EHS). Data here are anonymous and aggregate.</p>	<p>Various 2024 Dates</p>
<p>These are data dashboards that provide information on Nova Scotia health services. There are many different data sources used in the creation of the dashboards. Sources include Hospital Inpatient, Emergency and Surgical Databases, Continuing Care Home Support and Long Term Care Reports and Emergency Health Services (EHS). Data here are anonymous and aggregate.</p>	<p>Various 2024 Dates</p>
<p>The data set includes various health service-related metrics and indicators related to the Nova Scotia Health. The data is collected from multiple sources within the health system, including the Need a Family Practice Registry, Primary Care Electronic Medical Records, Hospital Registration systems and Virtual Care platforms. The data is aggregated and anonymized to ensure privacy and does not contain any personally identifiable health information. This data set is used to build the Action for Health Public Reporting and the goal of this project is to provide accessible healthcare information to the general public, researchers, and analysts in order to improve understanding and foster improvements in the healthcare system in Nova Scotia</p>	<p>May 01, 2023 to December 31, 2023</p>
<p>Numbers and rates of suicide fatalities in NS by year, month, sex, and health zone of residence.</p>	<p>2008 to 2023</p>
<p>Number of individuals waiting for full or partial Home Support services - Weekly</p>	<p>April 1, 2014 to Q3 2023-2024, Current as of May 1, 2024</p>

<p>Data set is results of commissioned questions the Atlantic Quarterly omnibus public opinion survey conducted in November 2017. The questions relate to public opinion and behaviour regarding “underground economy” (purchasing contraband tobacco) and tobacco and ecigarette use. Overall results are provided for each question and results are presented by demographic markers (age, gender, geographic region, education level and household income).</p>	<p>2017</p>
<p>The data set represents the results of commissioned questions in the public opinion survey conducted in May 2018 via Atlantic Quarterly, Corporate Research Associate’s omnibus survey. These commissioned questions relate to public perception of health care delivery and the effect of adding a collaborative team approach may have on it. Overall results are provided for each question and results are also broken down by various demographic markers (age, gender, geographic region, education level and household income).</p>	<p>May 2018</p>
<p>The Nova Scotia Family Pharmacare Program is a provincial drug insurance plan designed to help Nova Scotians with the cost of their prescription drugs. The Program offers protection against drug costs for families who have no drug coverage or if the cost of the prescription drugs becomes a financial burden to them. The Program is available to all Nova Scotians with a valid Nova Scotia Health Card. This dataset lists the payment and utilization of the program by Age Group and Sex.</p>	<p>April 2022 to April 2024</p>
<p>This dataset shows housing statistics on Indigenous households living on reserve in Canada. The data are broken down by provinces and territories. Included are average housold income, "living in or able to access adequate and suitable housing", and "living below adequacy and suitability standards and unable to access suitable housing".</p>	<p>Data are from 2001, 2006, 2011, and 2016.</p>

<p>This data set focuses on the real median total household income (after-taxes) and summarize the changes in after-tax household income by renters, owners, and combined total of renters and owners. The data tables provide information on a provincial level and selected Census Metropolitan Areas.</p>	<p>2006 - 2019</p>
<p>Provincial data for the home equity and net worth data for all homeowners, renters and for all households together in Canada. Type of housing by tenure. Sourced from Statistics Canada Survey of Financial Security.</p>	<p>1999 and 2012</p>
<p>This data details core housing need status for individuals in Canada, the provinces and territories, and Census Metropolitan Areas (CMAs). Organized by gender and characteristics like tenure, age, living arrangements, Aboriginal identity, immigrant status, education, work status and income.</p>	<p>2016</p>
<p>This dataset details housing statistics on housing conditions of Indigenous households living off-reserve and summarizes how many households are living in acceptable housing, and how many are in core housing need.</p>	<p>2016</p>
<p>Data sets here cover Canadian household characteristics. These data can be organized by province, Census Metropolitan Areas and Census Agglomerations.</p>	<p>2016</p>

<p>Data set is the result of commissioned questions in the Atlantic Quarterly omnibus public opinion survey conducted in February 2019. These commissioned questions relate to public opinion regarding perceptions of immigration. Results are provided for each question broken down by various demographic markers (age, gender, geographic region, education level and household income). Sample size consisted of 400 telephone interviews in a random sample of adult aged 18+ from Nova Scotia.</p>	<p>Q1 2019</p>
<p>Data set is the result of commissioned questions in the Atlantic Quarterly omnibus public opinion survey conducted in February 2019. These commissioned questions relate to public opinion regarding perceptions of immigration. Results are provided for each question broken down by various demographic markers (age, gender, geographic region, education level and household income). Sample size consisted of 454 online surveys.</p>	<p>Q1 2019</p>
<p>Data set is the result of commissioned questions in the Atlantic Quarterly omnibus public opinion survey conducted in May 2018. These commissioned questions relate to public opinion regarding perceptions of immigration. Results are provided for each question broken down by various demographic markers (age, gender, geographic region, education level and household income).</p>	<p>Q2 2018</p>
<p>Data set is the result of commissioned questions in the Atlantic Quarterly omnibus public opinion survey conducted in November and December 2017. These commissioned questions relate to public opinion regarding perceptions of immigration. Overall results are provided for each question and results are also broken down by various demographic markers (age, gender, geographic region, education level and household income).</p>	<p>Q4 2017</p>
<p>A cross-sectional survey meant to provide a picture of the income and income sources of Canadians, with individual and household characteristics.</p>	<p>2022</p>

<p>Table 98-10-0096-01 : This data table shows income inequality statistics in Nova Scotia. Variables used are the year and inequality measures (which include "population in private households", Gini Index, and "P90/P10 rratio on adjusted household after-tax income". The source for this information is the Census of Population.</p>	<p>2020</p>
<p>The purpose of the Aboriginal Peoples Survey (APS) is to provide data on the social and economic conditions of First Nations people living off reserve, Métis and Inuit, aged 15 and over, in Canada. These data are used for related statistical products.</p>	<p>2017</p>
<p>Numbers and rates of suicide fatalities in NS by year, month, sex, and health zone of residence. Data are collected through a live database and include Nova Scotia Medical Examiner Services (NSMES) cases that were determined to be suicides. Population data have been updated with the most recent available data from Statistics Canada (Table: 17-10-0134-01).</p>	<p>2009 - Present, Current as of May 3, 2024.</p>
<p>This dataset provides information on the percentage of offenders in adult correctional facilities by gender and admission status (e.g., remand or sentenced custody). Percentage calculations exclude records where the gender of the offender is unknown. The data is sourced from the Nova Scotia Department of Justice's Justice Enterprise Information Network (JEIN).</p>	<p>January 1, 2012 to June 1, 2021</p>
<p>Nova Scotia Correctional Services is considered a core business area for the province's Department of Justice. This report on Key Indicators as they relate to corrections in Nova Scotia include gross expenditures, per capita expenditures, average daily costs in custody, other information on persons in correctional facilities.</p>	<p>2016 to 2017</p>

<p>Nova Scotia Correctional Services is considered a core business area for the province's Department of Justice. This report on Key Indicators as they relate to corrections in Nova Scotia include gross expenditures, per capita expenditures, average daily costs in custody, other information on persons in correctional facilities.</p>	<p>2022 to 2023</p>
<p>This dataset provides information on the percentage of offenders in adult correctional facilities by ethnicity and admission status (e.g., remand or sentenced custody). Percentage calculations exclude records where the ethnic background of the offender is unknown. The data is sourced from the Nova Scotia Department of Justice's Justice Enterprise Information Network (JEIN).</p>	<p>April 1, 2011 to June 30, 2021, Current as of June 10, 2021</p>
<p>This dataset provides data on the level of perceived safety from crime felt by Nova Scotians walking alone in their area at night and is based on a question included in the Atlantic Quarterly survey administered by Corporate Research Associates (CRA). The data here are difficult to decipher.</p>	<p>January 1, 2007 to November 30, 2018</p>
<p>This dataset provides data on the level of confidence in the justice system expressed by Nova Scotians and is based on a question included in the Atlantic Quarterly survey administered by Corporate Research Associates (CRA).</p>	<p>January 1, 2007 to November 30, 2018</p>
<p>This data table is compiled using survey information from the Gender Statistics Program. This is an active program that provides a suite of indicators to monitor and analyse gender equality in Canada. This data provides some intersectionality.</p>	<p>Undefined</p>

<p>The purpose of this survey is to "provide important indicators as to the nature and characteristics in correctional case-flow that are of use to agencies responsible for the delivery of these services, the media and the public. The survey collects annual data on the delivery of adult correctional services from both the provincial/territorial and federal correctional systems."</p>	<p>2022/2023</p>
<p>Table: 35-10-0014-01 Derived from the Adult Correctional Services Survey.</p>	<p>2018 to 2023</p>
<p>Table: 35-10-0015-01 Derived from the Adult Correctional Services Survey.</p>	<p>2018 to 2023</p>
<p>Table: 35-10-0016-01 Derived from the Adult Correctional Services Survey.</p>	<p>2018 to 2023</p>

Table: 35-10-0017-01 Derived from the Adult Correctional Services Survey.	2018 to 2023
Table: 35-10-0018-01 Derived from the Adult Correctional Services Survey.	2018 to 2023
Table: 35-10-0019-01 Derived from the Adult Correctional Services Survey.	2018 to 2023
Table: 35-10-0020-01 Derived from the Adult Correctional Services Survey.	2018 to 2023

<p>Table: 35-10-0021-01 Derived from the Adult Correctional Services Survey.</p>	<p>2018 to 2023</p>
<p>Table: 35-10-0024-01 Derived from the Adult Correctional Services Survey.</p>	<p>2018 to 2023</p>
<p>Table: 35-10-0013-01 Derived from the Adult Correctional Services Survey.</p>	<p>2017 to 2022</p>
<p>Federal information and archived documentation not included due to relevance.</p>	
<p>Nova Scotia Fact Sheet on victims of police-reported violent crime in Nova Scotia, 2016. This is a webpage, complete with data tables.</p>	<p>2016</p>
<p>The Uniform Crime Reporting Survey was designed to measure the incidence of crime in Canadian society and its characteristics. The information is used by federal and provincial policy makers as well as public and private researchers. Used for the Nova Scotia fact sheet on victims, listed above.</p>	<p>2023</p>

<p>The purpose of the Canadian Victim Services Indicators (CVSI) project is to collect aggregate statistics from victim services directorates with provincial and territorial governments to provide information on the characteristics of victims accessing services, the types of services utilized, and case load demands in order to better develop programs and services for victims of violence. Used for the Nova Scotia fact sheet on victims, listed above.</p>	<p>2016</p>
<p>The purpose of the Survey on Sexual Misconduct at Work (SSMW) is to obtain an accurate picture of the nature, extent, and impact of: inappropriate sexual behaviours; discriminatory behaviours based on sex, sexual orientation, and gender identity; and sexual victimization within Canadian work-related settings.</p>	<p>2020</p>
<p>Table: 14-10-0407-01 derived from the Survey on Sexual Misconduct at Work. This data table is also available through the Gender Results Framework - Data Tables.</p>	<p>2020</p>
<p>Federal and archived data not applicable for the scope and purpose of this data table.</p>	
<p>The purpose of this survey is to collect information on Canadians' experiences related to their safety in public and private spaces. Questions are asked about these personal experiences at home, in the workplace, in public spaces and online.</p>	<p>2018</p>
<p>Table: 35-10-0166-01 derived from the Survey of Safety in Public and Private Spaces</p>	<p>2018</p>
<p>Table: 35-10-0167-01 derived from the Survey of Safety in Public and Private Spaces</p>	<p>2018</p>
<p>Table: 35-10-0168-01 derived from the Survey of Safety in Public and Private Spaces</p>	<p>2018</p>

<p>This table reports labour force statistics by age (employment, unemployment, not in the labour force, unemployment rate, participation rate, employment rate). This data is sourced from the Census of Population (long form). Geographies available: provinces, counties, communities, municipalities, district health authorities, community health boards, economic regions, police districts, school boards, municipal electoral districts, provincial electoral districts, federal electoral districts, regional development authorities, watersheds.</p>	<p>January 1, 1991 to December 31, 2006</p>
<p>Data set is results of commissioned questions the Atlantic Quarterly omnibus public opinion survey conducted in August 2017. These commissioned questions relate to public opinion regarding perceptions of career opportunities and role of young Nova Scotians in the provincial economy. Overall results are provided for each question and results are also broken down by various demographic markers (age, gender, geographic region, education level and household income).</p>	<p>2017</p>
<p>Average full-time hourly wage paid and payroll employment by type of work, economic region and occupation. Organized by province.</p>	<p>2016 to 2017</p>
<p>The Labour Force Survey provides estimates of employment and unemployment. With the release of the survey results only 10 days after the completion of data collection, the LFS estimates are the first of the major monthly economic data series to be released. LFS data are used to produce the well-known unemployment rate as well as other standard labour market indicators such as the employment rate and the participation rate.</p>	<p>April 2024</p>
<p>Employee wages by industry</p>	<p>2023</p>

<p>Labour force characteristics by sex and detailed age group. Table: 14-10-0017-01</p>	<p>2024</p>
<p>Labour force characteristics by sex and detailed age group. This specific survey is inactive and the data is archived.</p>	<p>2018</p>
<p>The data contains information relating to the terms and conditions of employment of unionized workplaces that are provincially regulated. Blank fields indicate the data was not collected. Collective agreements filled with the Minister of Labour, Skills and Immigration pursuant to subsection 4A(12) and Section 46 of the Nova Scotia Trade Union Act.</p>	<p>October 1972 to April 2024</p>
<p>This data set is a collection of online resources to find Labour Market Information. Includes 411 entries of different industry and business websites as well as government websites to find labour market data.</p>	<p>Current as of January 15, 2019</p>
<p>This is a data visualization tool that shows a map of Canada. The interactive map allows viewers to select a province or territory and see the market indicators for the location. The map shows information based on the estimates from two surveys (Labour Force Survey and the Job Vacancy and Wage Survey).</p>	<p>2024</p>
<p>This information is collected from the Statistics Canada Census Program. Updated information can be found on the Federal website.</p>	<p>January 1996 to December 2006</p>

<p>Provincial regulations establish the province's minimum wage. Minimum wage is the lowest legal wage employers can pay their employees. This dataset includes minimum wage rates in Nova Scotia dating back to 2002. Employers, employees and the public request minimum wage data, including in relation to historical rates.</p>	<p>September 2003 to April 2024</p>
<p>This table reports marital status by age and sex. This data is sourced from the Census of Population. Geographies available: provinces, counties, communities, municipalities, district health authorities, community health boards, economic regions, police districts, school boards, municipal electoral districts, provincial electoral districts, federal electoral districts, regional development authorities, watersheds.</p>	<p>2011</p>
<p>Mean Annual Suicide Rate per 100,000 Population by Age Group and Sex (Filter by Years Averaged)</p>	<p>2020 to 2022</p>
<p>Table 17-10-0134-01 : Populations estimates by health region and peer group, using the 2018 boundaries. Data gathered from the Census of Population and Annual Demographic Estimates.</p>	<p>2022</p>
<p>Number of births by year by age of parents for all of Nova Scotia.</p>	<p>January 1, 2016 to December 31, 2023</p>
<p>The Nova Scotia Culture Survey was conducted between March 2 - 21, 2022. 1,000 Nova Scotia residents aged 18+ were surveyed using telephone interviews. The survey measured Nova Scotian's attitudes about culture and their cultural identities.</p>	<p>March 2 - 21, 2022</p>

<p>This is the report derived from the Nova Scotia Culture Survey. The report was prepared for Communications Nova Scotia on behalf of the Department of Communities, Culture, Tourism and Heritage. Contents include a detailed analysis of how Nova Scotians define culture, the public good benefits of culture, the personal impact of culture, racism and discrimination, cultural learning opportunities, and cultural organizations.</p>	<p>2022</p>
<p>Average scores and distribution of proficiency levels, by sex and age group</p>	<p>2012</p>
<p>A column chart depicting the lifeguard count of swimmers at Provincial Park beaches by year.</p>	<p>2014 to 2023</p>
<p>Number of marriages, by age group, by year, for same sex couples</p>	<p>January 1, 2014 to December 31, 2023</p>
<p>Number of marriages, by marital status, by year, for same sex couples.</p>	<p>January 1, 2014 to December 31, 2023</p>

Number of active driver licences by driver licence class and age range. Driver licence classes include: Class 1 = for driving semi-trailers and tractor-trailer combinations; Class 2 = for driving buses with more than 24 passengers; Class 3 = for driving vehicles or vehicle-trailer combinations weighing more than 14,000 kg; Class 4 = for driving buses/vans 24 passengers and under for compensation, taxis, rideshares and ambulances; Class 5 = for driving cars, pick-up trucks, sport utility vehicles and vans with less than 24 passenger capacity; Class 6 = for driving motorcycles and motor-driven cycles; Class 7 = learner's licence for those learning to drive class 5 vehicles; Class 8 = for driving farm tractors. These descriptions could be used somewhere on the page to describe each class of driver licence.

June 1, 2021 to Present

on

N for the Regional Assessment of Offshore Wind.

Release Date	Frequency	Data Report Title	Data Type
May 13, 2024	Monthly	Community Living - Disability Support Program	Raw Data
December 1, 2023	One-time	Canadian Survey on Disability, 2022	Survey
May 28, 2024	Occasional	Presence of barriers to accessibility for persons with disabilities	Raw Data
March 28, 2024	Every 5 Years	Severity of disability for persons with disabilities	Raw Data
March 28, 2024	Every 5 Years	Type of disability for persons with disabilities	Raw Data
March 28, 2024	Every 5 Years	Labour force status of persons with and without disabilities	Raw Data
March 28, 2024	Every 5 Years	Highest certificate, diploma or degree for persons with and without disabilities	Raw Data
March 28, 2024	Every 5 Years	After-tax total income for persons with and without disabilities	Raw Data

June 27, 2023	One-time	Earnings pay gap among persons with and without disabilities	Report
Multiple Dates: 2022 to 2024	N/A	2021 Census of Population	Raw Data
April 27, 2022	Occasional	Broad age groups and gender: Canada, provinces and territories	Raw Data
April 27, 2022	Occasional	Broad age groups and gender: Canada and census metropolitan areas	Raw Data
June 29, 2018	One-time	Climate Change Survey Results	Raw Data
November 22, 2023	Annually	Postsecondary Enrollments	Raw Data

November 22, 2023	Annual	Postsecondary Student Information System (PSIS)	Survey Program
March 28, 2024	As Needed	Pan-Canadian Education Indicators Program (PCEIP)	Program
September 29, 2020	Occasional	Estimated average scores of 15-year-old students for the Programme for International Student Assessment, by gender and domain	Raw Data
March 8, 2017	One-time	Women in Canada: A Gender-based Statistical Report	Report
February 12, 2024	Multiple	Gender Statistics Program	Program
June 1, 2024	As Needed	Gender Results Framework - Data tables	Data Visualization

February 23, 2024	As Needed	Canada's Transgender and Non-Binary Population	Data Visualization
April 08, 2024	Annually	Seniors' Pharmacare Utilization Total Expenditure by Year and Age Group	Raw Data
April 08, 2024	Annually	Seniors' Pharmacare Utilization Total Expenditure by Year and Sex	Raw Data
April 08, 2024	Annually	Seniors' Pharmacare Utilization by Age Group and Sex	Raw Data
February 05, 2024	Annually	Notifiable Diseases Counts and Rates By Age Group	Raw Data
February 05, 2025	Annually	Notifiable Diseases Counts and Rates By Sex	Raw Data

May 07, 2024	Annually	Mortality rate by sex	Raw Data
May 07, 2024	Quarterly	Accessing Primary Care in Nova Scotia	Raw Data
June 2, 2024	As Needed	Nova Scotia Action for Health - Public Reporting	Report
May 2024	As Needed	Accessing Primary Care in Nova Scotia	Report
May 08, 2024	Monthly	Mobile Clinic Visits Trend	Raw Data
May 07, 2024	Annually	Suicide Mortality Rate by Sex	Raw Data
May 08, 2024	Quarterly	Home Support Waitlist	Raw Data

April 24, 2018	One-time	Atlantic Quarterly Autumn 2017 Tobacco and E-cigarette Use	Raw Data
October 17, 2018	One-time	Atlantic Quarterly Spring 2018 - DHW (Perception of Health Care)	Raw Data
April 8, 2024	Annually	Family Pharmacare Program – Payment and Utilization by Age Group and Sex	Raw Data
March 23, 2022	As Needed	Housing Conditions of Aboriginal Households Living On-Reserve	Raw Data

April 28, 2021	Annually	Real Median Household Income (After-Tax), by Tenure, 2006 – 2019	Raw Data
March 31, 2018	As Needed	Home Equity and Net Worth by Tenure	Raw Data
October 8, 2019	One-time	Core Housing Need Characteristics by Population and Gender	Raw Data
April 13, 2022	One-time	Housing Conditions of Off-reserve Status Indians	Raw Data
April 20, 2022	One-time	Household Characteristics Data	Raw Data

November 05, 2019	As Needed	2019 Q1 Immigration Phone Survey Results	Raw Data
November 05, 2019	As Needed	2019 Q1 Immigration Online Survey Results	Raw Data
February 05, 2019	One-time	2018 Q2 Immigration Survey Results	Raw Data
April 13, 2018	One-time	2017 Q4 Immigration Survey Results	Raw Data
April 26, 2024	Annual	Canadian Income Survey	Survey

July 13, 2022	Occasional	Income inequality statistics across Canada	Raw Data
November 26, 2018	Every 5 Years	Aboriginal Peoples Survey (APS)	Survey
May 7, 2024	Monthly	Numbers and Rates of Suicide Fatalities in NS by Year, Sex, and Zone of Residence	Raw Data
June 22, 2021	Annually	NS Adult Admissions to Custody by Gender	Raw Data
November 2017	Annually	Corrections in Nova Scotia: Key Indicators	Report

January 2024	Annually	Corrections Key Indicators, 2022-2023	Report
October 4, 2021	Annually	NS Adult Admissions to Custody by Ethnicity	Raw Data
December 05, 2018	Annually	Nova Scotia Department of Justice - Perceived Safety from Crime when Walking Alone in Area After Dark	Raw Data
October 7, 2019	Annually	Confidence in the Justice System (CRA)	Raw Data
February 12, 2024	Multiple	Intimate partner violence, since age 15 and in the past 12 months, by selected characteristics of victim	Raw Data

March 19, 2024	Annual	Adult Correctional Services Survey	Survey
March 19, 2024	Annual	Adult Admissions to Correctional Services	Raw Data
March 19, 2024	Annual	Adult Admissions to Correctional Services by Sex	Raw Data
March 19, 2024	Annual	Adult Admissions to Correctional Services by Indigenous Identity	Raw Data

March 19, 2024	Annual	Adult Custody Admissions to Correctional Services by Age Group	Raw Data
March 19, 2024	Annual	Adult sentenced custody admissions to correctional services by sex and sentence length ordered	Raw Data
March 19, 2024	Annual	Adult admissions to community services by sex	Raw Data
March 19, 2024	Annual	Adult admissions to community services by Indigenous identity	Raw Data

March 19, 2024	Annual	Adult admissions to community services by age group	Raw Data
March 19, 2024	Annual	Adult releases from correctional services by sex and aggregate time served	Raw Data
September 18, 2023	Annual	Operating expenditures for adult correctional services	Raw Data
Not Specified		Victims of police-reported violent crime in Nova Scotia, 2016	Fact Sheet
15-Dec-23	Annual	Uniform Crime Reporting Survey (UCR)	Survey

30-May-18	One time	Canadian Victim Services Indicators (CVSI)	Survey
12-Aug-21	Every 5 Years	Survey on Sexual Misconduct at Work (SSMW)	Survey
12-Feb-24	Every 5 Years	Proportion of employees who self-report being harassed or sexually assaulted in the workplace	Raw Data
5-Dec-19	Every 5 Years	Survey of Safety in Public and Private Spaces (SSPPS)	Survey
2-Dec-20	Every 5 Years	Self-reported sexual assault since age 15	Raw Data
2-Dec-20	Every 5 Years	Self-reported physical and sexual abuse during childhood	Raw Data
2-Dec-20	Every 5 Years	Self-reported violent victimization among Indigenous people	Raw Data

April 06, 2016	One-time	Census Long Form Labour Force Ages	Raw Data
February 5, 2018	One-time	Atlantic Quarterly Summer 2017 Perceptions of Opportunities for Youth	Raw Data
June 26, 2018	Annually	Average full-time hourly wage paid and payroll employment by type of work, economic region and occupation	Raw Data
May 10, 2024	Monthly	Labour Force Survey	Raw Data
January 5, 2024	Annually	Employee wages by industry	Raw Data

June 7, 2024	Monthly	Labour Force Characteristics	Raw Data
January 4, 2019	Annually	Labour Force Characteristics	Raw Data
May 6, 2024	Quarterly	Nova Scotia Labour Agreements	Raw Data
February 7, 2019	As Needed	Labour Market Information Resource Database	Raw Data
June 7, 2024	Monthly	Labour Market Indicators	Report
April 7, 2016	One-time	Census Long Form Unpaid Work - Gender	Raw Data

May 6, 2024	As Needed	Nova Scotia Hourly Minimum Wage -- Percent Change by Year	Raw Data
April 07, 2016	One-time	Census Marital Status - Age Sex 2011	Raw Data
June 05, 2023	N/A	Mean Annual Suicide Rate	Raw Data
March 2, 2023	Annual	Population Estimates	Raw Data
February 15, 2025	Annually	NS Births by Age of Parents	Raw Data
November 06, 2023	One-time	Nova Scotia Culture Survey 2022	Raw Data

2023	One-Time	Nova Scotia Culture Survey 2022 Report	Report
22-Jun-15	Occasional	Literacy, Numeracy	
February 14, 2024	Annually	Lifeguard Count of Swimmers at Provincial Park Beaches by Year	Raw Data
February 15, 2024	One-time	NS Same Sex Marriages by Age Group	Raw Data
February 15, 2024	Annually	NS Same Sex Marriages by Marital Status	Raw Data

February 05, 2024	Bi-Annually	Active Driver Licences by Class and Age Group	Raw Data
-------------------	-------------	--	----------

Data Summary	Gender	Sexual Orientation	Indigenous Identity	Ethnicity	Race
(dis)Ability, Geography (Provincial)					
Age, Education, (dis)Ability, Geography (Provincial), Gender, Income	x				
Age, (dis)Ability, Geography (Provincial)					
Age (Group), Geography (Province), (dis)Ability, Gender	x				
Age (Group), Geography (Province), (dis)Ability, Gender	x				
Age (Group), Geography (Province), (dis)Ability, Gender	x				
Age (Group), Geography (Province), (dis)Ability, Gender, Education	x				
Age (Group), Geography (Province), (dis)Ability, Gender, Income	x				

Disability, Gender, Age, Education	x				
Gender, Indigenous Identity, Ethnicity, Age, Education, Language, Religion, Income, Employment and Unemployment Rate, Marital Status	x		x	x	
Gender, Age, Geography (Provincial)	x				
Gender, Age, Geography (Census Metropolitan Area)	x				
Gender, Age, Education, Geography, Income	x				
Gender, Education, Geography (Provincial)	x				

Gender, Age, Education, Geography, Income	x				
Education, Age, Gender	x				
Gender, Age, Education	x				
Gender	x				
Gender, Sexual Orientation, Ethnicity, Age, (dis)Ability, Income	x	x		(visible minority)	
Gender, Indigenous Identity, Age, Education, Income, Employment Rate, Unemployment Rate	x				x

Gender, Geography	x				
Gender, Age	x				
Gender, Age	x				
Gender, Age	x				
Age					
Gender	x				

Gender	x				
No Disaggregation					
No Disaggregation					
No Disaggregation					
No Disaggregation					
Gender	x				
No Disaggregation					

Gender, Age, Education, Geography, Income	x				
Gender, Age, Education, Geography, Income	x				
Gender and Age	x				
Indigenous Identity and Income			x		

Income					
Geography (Provincial)					
Gender, Indigenous Identity, Age, Income, Geography (Census Metropolitan Areas)	x		x		
Indigenous Identity			x		
Gender, Indigenous Identity, Ethnicity, Age, Disability, Geography, Income	x		x	x	

Gender, Age, Education, Geography, Income	x				
Gender, Age, Education, Geography, Income	x				
Gender, Age, Education, Geography, Income	x				
Gender, Age, Education, Geography, Income	x				
Gender, Ethnicity, Age, (dis)Ability, Geography, Income	x			(visible minority)	

Income, Geography					
Gender, Age, (dis)Ability, Geography (Provincial), Income	x		x		
Gender, Geography	x				
Gender	x				
Ethnicity, Indigenous Identity, Gender, Geography	x		x	x	

Ethnicity, Indigenous Identity, Gender, Geography	x		x	x	
Ethnicity and Indigenous Identity			x	x	
No Disaggregation					
No Disaggregation					
Gender, Age (Group), Geography (Atlantic Provinces)	x				

Age, Gender, Indigenous Identity, Geography (Provincial)	x		x		
Geography					
Geography, Gender	x				
Geography, Indigenous Identity			x		

Geography, Age					
Geography, Gender	x				
Geography, Gender	x				
Geography, Indigenous Identity			x		

Geography, Age	x				
Geography, Gender	x				
Geography					
Geography, Gender	x				
Geography, Gender, Age	x				

Gender, Sexual Orientation, Indigenous Identity, Ethnicity, Age, Disability, Geography	x	x	x	x	
Gender, Sexual Orientation, Indigenous Identity, Ethnicity, Age, Disability, Geography	x	x	x	(visible minority)	
Gender, Sexual Orientation, Indigenous Identity, Ethnicity, Age, Disability, Geography	x	x	x	(visible minority)	
Geography, Indigenous Identity			x		

Gender, Age, Geography	x				
Gender, Age, Education, Geography, Income	x				
No Disaggregation					
Gender, Age, Geography, Income, Indigenous Identity, Employment Rate, Unemployment Rate	x		x		
Gender, Age, Geography, Income	x				

Gender, Age, Employment Rate and Unemployment Rate	x				
Gender, Age, Employment Rate and Unemployment Rate	x				
Geography (Provincial)					
Geography (Provincial)					
Geography (Provincial), Unemployment Rate, Employment Rate, Income					
Gender	x				

Income					
Gender, Age	x				
Age, Gender	x				
Geography					
Gender, Age	x				
Gender, Sexual Orientation, Indigenous Identity, Age, (Dis)Ability, Education, Geography, Income	x	x	x		

Gender, Sexual Orientation, Indigenous Identity, Age, (Dis)Ability, Education, Geography, Income	x	x	x		
Gender, Age, Education	x				
No Disaggregation					
Gender, Age (Group), Sexual Orientation	x	x			
Gender, Sexual Orientation	x	x			

Age					
-----	--	--	--	--	--

Age	(dis)Ability	Education	Geography	Language	Religion	Income	Employment Rate
	x		Provincial				
x	x	x	Provincial			x	
x	x		Provincial				
x	x		Provincial				
x	x		Provincial				
x	x	x	Provincial				
x	x		Provincial			x	

x	x	x					
x		x		x	x	x	x
x			Provincial				
x			Census Metropolitan Area (Halifax)				
x		x	x			x	
		x	Provincial				

			Provincial and Census Municipal Areas				
x		x				x	
x		x					
x		x					
			Canada				
x	x					x	
x		x				x	x

			Provincial and Census Municipal Areas				
x			Provincial				
x			Provincial				
x			Provincial				
x			Provincial				
			Provincial				

			Provincial				
			Provincial Zone of Residence				
			Provincial Zone of Residence				
			Provincial				
			Provincial				

x		x	x			x	
x		x	x			x	
x							
						x	

						x	
			x				
x			Census Metropolitan Areas			x	
x	x		x				

x		x	Nova Scotia: Halifax, Cape Breton, or Rest of Mainland			x	
x		x	Nova Scotia: Halifax, Cape Breton, or Rest of Mainland			x	
x		x	Nova Scotia: Halifax, Cape Breton, or Rest of Mainland			x	
x		x	Nova Scotia: Halifax, Cape Breton, or Rest of Mainland			x	
x	x		Provincial			x	

			Provincial, census divisions and census subdivisions			x	
x	x		Provincial			x	
			Provincial				
			Provincial				
			Provincial				

			Provincial				
			Provincial				
			Provincial				
x			Atlantic Provinces				

			Provincial				
x			Provincial				
			Provincial				
			Provincial				
			Provincial				

			Provincial				
x			Provincial				
			Provincial				
			Provincial				
			Provincial				

			Provincial				
			Provincial				
			Provincial				
			Provincial				
			Provincial				
			Provincial, Geographic location of police service				

x

x	x		Provincial				
x	x		Provincial				
x	x		Provincial				
			Provincial				

x			County				
x		x	x			x	
x			Canada and Provinces			x	x
x			Provincial			x	

			Provincial				
x							x
			Provincial				
x							x
			Provincial				
			Provincial				
			Provincial			x	x

						x	
x			Provincial				
x			Provincial				
			Provincial				
x			Provincial				
x	x	x	HRM, Cape Breton, Rest of Mainland			x	

x	x	x	HRM, Cape Breton, Rest of Mainland			x	
x		x					
			Provincial Beach				
x			Provincial				
			Provincial				

			Provincial				
--	--	--	------------	--	--	--	--

Unemployment Rate	Notes	Status
		Not Archived
	Data available: https://www150.statcan.gc.ca/n1/en/surveys/3251	Not Archived
		Not Archived
		Not Archived
		Not Archived
		Not Archived


		Not Archived
x	Data products: https://www12.statcan.gc.ca/census-recensement/2021/dp-pd/index-eng.cfm#producttable	Not Archived
	Census of the Population 2021	Not Archived
	Census of the Population 2021	Not Archived
		Not Archived
	This information appears on the Women's Economic Security Fact Sheet Series for the Nova Scotia Advisory Council on the Status of Women.	Not Archived

	This survey program is extensive and can capture information on a provincial basis as well as by educational institution. It takes effort to get clear and intersectional data from this collection. Citizenship is included as a variable.	Active
		Active
		Not Archived
	This information appears on the Women's Economic Security Fact Sheet Series for the Nova Scotia Advisory Council on the Status of Women.	Archived
		Active
x		Not Archived


		Not Archived
	These data are also in a chart.	Not Archived
	These data are also in a chart.	Not Archived
		Not Archived
		Not Archived
		Not Archived

	Further disaggregation of this data would be advantageous. There is also a bar graph available of these data.	Not Archived
	Report: https://public.tableau.com/app/profile/nova.scotia.health/viz/ActionforHealth-PublicReporting/Overview and Data Dictionary: https://data.novascotia.ca/api/views/m9ng-y7cu/files/609f4ef0-5dcc-46c3-a8cb-ad05fa1b5181?download=true&filename=AFH%20Data%20Dictionary.xlsx Further disaggregation would be advantageous.	Not Archived
	Further disaggregation of this data would be advantageous.	
	Further disaggregation of this data would be advantageous.	
	Further disaggregation of this data would be advantageous.	Not Archived
		Not Archived
		Not Archived

		Not Archived
		Not Archived
	Annual Statistical Report: https://novascotia.ca/dhw/publications/annual-statistical-reports/DHW_Annual_Stats_Report_MSI_2020_21.pdf	Not Archived
		Not Archived



		Not Archived
		Not Archived
	The 2016 data is not labeled by province, but the 2011 data are labeled by province.	Not Archived
		Not Archived



		Not Archived
		Not Archived
	<p>Population data have been updated with the most recent available data from Statistics Canada (17-10-0134-01; rate data may differ slightly from previous releases). Related content includes useful graphs including Suicide Mortality Rate by Sex, Mean Annual Suicide Rate, and Annual Frequencies of Suicide Deaths by Method.</p>	Not Archived
	<p>Information also available via the Government of Canada: https://open.canada.ca/data/en/data-set/6cb170a4-88de-5088-952c-c397c8ac4890 Related document: https://novascotia.ca/just/publications/docs/2016-17_CORRECTIONS_KEY_INDICATOR_REPORT.pdf</p>	Not Archived
	<p>Information in this report includes: cost of corrections, court sentences, counts of persons in custody, incarceration rates, length of stay, admissions to adult correctional facilities by sex and by ethnicity, and the same statistics for youth.</p>	Not Archived

	This is the most recent correction report, but it lacks the depth and detail of the previous report from 2016/17. Information in this report includes: cost of corrections, court sentences, counts of persons in custody, incarceration rates, length of stay, admissions to adult correctional facilities by sex and by ethnicity, and the same statistics for youth.	Not Archived	
		Not Archived	
	Related document (https://novascotia.ca/just/publications/docs/DoJ_Accountability_Report_2011-12.pdf) is not available.	Not Archived	
		Not Archived	
		Not Archived	

		Active
		Active
		Active
		Active

		Active
		Active
		Active
		Active



		Active
		Active
		Active
		Active
		Archived
		Active




		Active
	This information is valuable, but most of the data are considered "too unreliable to be published", therefore key disaggregated information is not included.	Active
		Active
		Active
		Active

		Archived
	<p>Summary Report: https://data.novascotia.ca/api/views/rc3v-mjdx/files/8273e804-a614-4643-95e8-47bc7f0cc28d?download=true&filename=Q3_2017_CNS-Youth_Summary_Report_FINAL.pptx</p>	Not Archived
		Not Archived
x	<p>This information appears on the Women's Economic Security Fact Sheet Series for the Nova Scotia Advisory Council on the Status of Women.</p>	Not Archived
	<p>This information appears on the Women's Economic Security Fact Sheet Series for the Nova Scotia Advisory Council on the Status of Women.</p>	Not Archived


x		Active
x	This information appears on the Women's Economic Security Fact Sheet Series for the Nova Scotia Advisory Council on the Status of Women.	Archived
		Not Archived
		Not Archived
x		Active
		Archived



		Not Archived
		Archived
		Not Archived
	This data has all age groups and genders without disaggregation.	Not Archived
		Not Archived
	Related document: https://cch.novascotia.ca/sites/default/files/inline/nova-scotia-culture-survey-2022.pdf	Not Archived



		Not Archived
	Literacy/Numeracy	Active
		Not Archived
	Related document: http://www.novascotia.ca/sns/access/vitalstats/annual-reports.asp	Not Archived
		Not Archived



		Not Archived
--	--	--------------

