



## MEMO

**TO:** Steve Lines, Meghan Bertenshaw, Shane Hayes (FMG)

**FROM:** Eduardo Cervi, Kristen Gault (WSP)                      **REVIEWER:** Steve Sibbick (WSP)

**CC:** Anna Klein, Derrick Moggy, Mark Jaferllari (WSP)

**SUBJECT:** **2024 Field Leachate Barrel Update**, Springpole Gold Project

**PROJECT NO.:** ONS2104

**DATE:** February 18, 2025

---

## 1 INTRODUCTION

WSP Canada (WSP) was retained by First Mining Gold Corp (FMG) to conduct a geochemical characterization program for the Springpole Gold Project (the Project), in support of engineering assessments. Field kinetic tests, known as Field Leach Barrel (FLB) tests, were prepared as part of the kinetic testing program. The primary objectives of these tests are to evaluate the rates of sulphide oxidation and metal release from mine rock under in-situ conditions, contributing to the broader metal leaching and acid rock drainage (ML/ARD) assessment. These results supplement data from other kinetic tests for the Project.

The FLB tests were constructed on-site by WSP in July 2022 using drill core. Key selection criteria for drill core included the ARD potential and metal content (particularly arsenic content) of the sample intervals. Routine leachate sampling by FMG began in August 2022. This technical memorandum summarizes the FLB results from August 2022 through October 2024, covering a total of 10 leachate sampling events.

## 2 METHODOLOGY

A summary of the FLBs, test methodology, and the interpretative approach for key results is presented below.

### 2.1 FIELD LEACH BARREL ASSEMBLY

A conceptual diagram of the FLB tests and selected photographs of the construction process are provided in Appendix A. A summary of the construction process is described below:

- WSP constructed a total of ten FLBs at the Project site in July 2022, near the weather station. Nine FLBs contained drill core samples, and one was a field blank with quartz sand only.
- FLBs were made from open-top 55-gallon plastic drums with a hole at the base, fitted with a PVC bulkhead and elbow. A filtration bed of silica sand overlying geotextile lined the bottom. A sealed leachate collection pail was attached via vinyl tubing to the FLB.
- The FLBs were placed on an elevated platform with covered access for leachate collection. Drill core was added to the tests, except the field blank. Direct precipitation was allowed to enter the FLBs unconstrained.

### 2.2 SAMPLE SELECTION

Key considerations in the selection of drill core samples used in the FLB tests included:



- The ARD potential of the samples, to evaluate lag times to acid onset under field conditions.
- The metal content of the samples, with a particular focus on selecting samples with a range of arsenic content to further evaluate the arsenic leaching potential of the rock.
- Where possible, FLBs were constructed using drill core of a single lithology, although some mixed lithology tests were also prepared.

A summary of the sample selection procedure is described below:

- Drill core samples were pre-selected based on drill core logs and multielement inductively coupled plasma mass spectrometry (ICP-MS) data<sup>1</sup>, considering the ARD potential and arsenic content of the samples.
- Samples represented typical Project rock and those enriched in elements of interest or rock with higher ARD potential.
- Samples were from recent drill core within the planned open pit volume, targeting a total of 25 to 50 metres (m) of drill core length and approximately 70 to 90 kilograms of material for each FLB. A list of the drill core intervals used in the tests is provided in Table B-1 of Appendix B.
- Prior to testing, the selected drill core was inspected on-site, and ten representative subsamples were taken for ML/ARD testing to verify the geochemical properties of the materials. The samples were analyzed for Acid-Base Accounting (ABA) parameters:
  - paste pH, Sobek Neutralization Potential (NP), sulphur content and speciation, total carbon, and total inorganic carbon (TIC) and elemental content via aqua regia digest and ICP-MS.

Table 1 summarizes the ML/ARD characteristics of the FLB tests, showing the weighted average composition for each test based on the interval lengths of the subsamples.

- Each FLB was designed to contain a 0.3 to 0.4 m thick layer of loosely placed drill core. Supporting calculations assumed the drill core was relatively competent. However, some of the material was highly altered with a low competency, and the drill core fragments rapidly reduced in size. This resulted in a thinner layer (0.1 to 0.2 m) of drill core in FLBs W1, W2, and W6.
- Precipitation data from the site weather station were compared to leachate volumes to evaluate FLB performance and check for leaks. Initially, several FLBs did not collect water suggesting a leak may have been present, or the materials were ‘wetting up’. The issues were resolved through applying silicone to the fittings and rebuilding FLB W4 using new fittings. Following these updates leachate volumes were consistent with seasonal changes in site precipitation.

The ABA and elemental content results are detailed in Tables B-2 and B-3 in Appendix B, respectively. The data are presented graphically in Figures C-1 to C-10 (Appendix C). The ABA data for the subsamples from each test were compared to analogue Acid Potential (AP), NP, and metal content for all the drill core intervals in each test from the exploration ICP database. Good alignment was observed, confirming the representativeness of the subsamples (Appendix C).

---

<sup>1</sup> Exploration ICP data used to support the selection process included data available as of Q2 2022. The Project ABA analogue was used to estimate the AP and NP content, and neutralization potential ratio, for the drill core intervals selected for use in the tests.



**Table 1: FLB Description**

FLB ID	Lithology	Lithology ID	Description <sup>(1)</sup>	Total Sulphur <sup>(2)</sup>	AP <sup>(3)</sup>	Carb NP <sup>(4)</sup>	NP <sup>(4)</sup>	Carb NPR <sup>(5)</sup>
				%	kg CaCO <sub>3</sub> /t	kg CaCO <sub>3</sub> /t	kg CaCO <sub>3</sub> /t	Carb NP/AP
FLB W1	Volcanic Breccia	VBX	– High S, Low NP, PAG – Elevated As (80 <sup>th</sup> Percentile) – Elevated Cd, Pb, Hg, Mo, U (80 <sup>th</sup> – 90 <sup>th</sup> percentile)	2.8	88	2.9	8.9	0.032
FLB W2	Trachyte	TRA	– Typical S, Low NP, PAG – Typical As – Elevated Ag, Cd, Se, Hg, U, Mo (>80 <sup>th</sup> percentile)	1.6	48	1.7	6.7	0.035
FLB W3	Trachyte	TRA	– Low S, NAG – Moderate As – Elevated Sb, Hg (80 <sup>th</sup> – 90 <sup>th</sup> percentile)	0.51	16	182	153	9.8 <sup>(6)</sup>
FLB W4	And_tuff_metaseds	AND_TUFF_MSED	– Low S, NAG – Typical As – Elevated Co, Cr, Ni, V, W (80 <sup>th</sup> – 90 <sup>th</sup> percentile)	0.45	14	138	153	10
FLB W6	And_tuff_metaseds, Volcanic Breccia, Trachyte	AND_TUFF_MSED, VBX, TRA	– High S, Typical NP, PAG – Elevated As (85 <sup>th</sup> Percentile) – Elevated Co, W (80 <sup>th</sup> percentile)	4.8	149	120	123	0.8
FLB W8	And_tuff_metaseds, Volcanic Breccia, Trachyte	AND_TUFF_MSED, VBX, TRA	– Typical S, NAG – Moderate As – Elevated Co, Ni, W (80 <sup>th</sup> – 90 <sup>th</sup> percentile)	0.99	30	177	161	5.3 <sup>(6)</sup>
FLB W9	And_tuff_metaseds	AND_TUFF_MSED	– Typical S, NAG – Low As – Elevated V (90 <sup>th</sup> percentile)	0.66	20	102	114	5.1
FLB W10	And_tuff_metaseds	AND_TUFF_MSED	– Typical S, Typical NP, Uncertain – Typical As	2.4	73	95	111	1.3
FLB W11	And_tuff_metaseds, Volcanic Breccia, Trachyte	AND_TUFF_MSED, VBX, TRA	– Typical S, NAG – Moderate arsenic – Elevated W (85 <sup>th</sup> percentile)	1.5	46	101	110	2.2

**Notes:**

- (1) Static testing results presented represent the weighted average composition for each barrel based on the interval length of individual grab samples ( $n = 10$ ). ABA and metal content descriptions are given relative to the Project ML/ARD database ( $n = 876$  ABA samples,  $n = 694$  metal content samples by aqua regia digestion, Wood 2021).
- (2) Total Sulphur measured by Leco furnace.
- (3) Acid Potential, calculated as  $31.25 \times \text{Sulphide Sulphur}$  calculated by difference (i.e., Total sulphur – Sulphate Sulphur).
- (4) CarbNP calculated based on Total Inorganic Carbon measured by HCl Leach and Leco furnace. NP measured based on Sobek Neutralization Potential.
- (5) Neutralization Potential Ratio calculated as CarbNP/AP for all tests except for FLB W3 and FLB W8; these samples had CarbNP values that were greater than NP values suggesting that the materials contained non-net neutralizing carbonates. NPR was based on NP/AP for these tests.



### 2.3 LEACHATE SAMPLING AND ANALYSIS

Leachate sampling was conducted by FMG personnel trained in sample collection. Leachates were collected from spring to fall (2022 to 2024), excluding periods of ice buildup or dry weather, totalling 10 sampling events.

Leachate samples were submitted to ALS Canada laboratory for analysis.

**Table 2: Leachate Sampling Schedule**

Number of Weeks	Sampling Dates	Samples Collected
10	August 29, 2022	<ul style="list-style-type: none"> <li>– FLB W1, FLB W2, FLB W3, FLB W4, FLB W6, FLB W8, FLB W9, FLB W10, and FLB W11</li> <li>– Duplicate FLB Sample <sup>(1)</sup></li> <li>– Blank FLB (B)</li> <li>– Field blank (FB; lab-supplied DI water)</li> </ul>
51	June 14, 2023	
56	July 17, 2023	
60	August 11, 2023	
62	August 22, 2023	
68	October 06, 2023	
102	June 03, 2024	
109	July 23, 2024	
115	August 30, 2024	
120	October 06, 2024	

**Note:** FLB with the highest leachate volume from the sampling date was selected to be the duplicate sample.

Table 3 provides a summary of the analyses performed on the FLB leachate and field blank samples, including field parameters, dissolved metals, mercury, and other key constituents such as anions and total phosphorus.

**Table 3: Summary of Analyses Performed on Leachates**

Item	Analysis Performed
<ul style="list-style-type: none"> <li>– FLB W1, FLB W2, FLB W3, FLB W4, FLB W6, FLB W8, FLB W9, FLB W10, and FLB W11</li> <li>– Duplicate FLB Sample</li> <li>– Blank FLB (B)</li> </ul>	Field parameters (temperature, pH, conductivity) measured with field meter
	Dissolved Mercury (CVAAS)
	Dissolved Metals (ICP-MS) <sup>(1)</sup>
	Anions by ion chromatography (sulphate, chloride, fluoride), alkalinity, lab pH, and conductivity
	Total Phosphorous (colorimetry)
	Acidity
	TDS
Field blank (FB; lab-supplied DI water) <sup>(2)</sup>	Dissolved Metals (ICP-MS)
	Dissolved Mercury (CVAAS)

**Notes:**

- (1) Dissolved metals to include Al, Sb, As, Ba, Be, Bi, B, Cd, Ca, Cr, Co, Cu, Fe, Pb, Li, Mg, Mn, Mo, Ni, K, Se, Si, Ag, Na, Sr, S, Te, Tl, Th, Sn, Ti, W, U, V, W, Zn, and Zr.
- (2) Field blank (FB) samples were analyzed only for Dissolved Metals and Dissolved Mercury (Cold Vapor Atomic Absorption Spectroscopy - CVAAS).



## 2.4 DATA ANALYSIS AND INTERPRETATION

The analysis and interpretation of the data included:

- Leachate results were compared to screening values as applicable to provide context to the observed results. The screening analysis included comparison of the leachate chemistry to Ontario Provincial Water Quality Objectives (PWQO). It is recognized, however, that the comparison is not a direct assessment of mine water quality, and the screening holds no regulatory value.
- Leachate chemistry was analyzed to calculate release rates and identify trends in metal release. The rates were determined relative to the mass of drill core used in each FLB test and were represented as the median release rates over the monitoring period for assessment purposes.
- To support interpretation of the FLB test results, calcium, magnesium, and sulphate concentrations were used to calculate the carbonate molar ratio (CMR), defined as  $(Ca + Mg)/SO_4$ . The CMR reflects the balance between oxidation and neutralization reactions in the test material. Calcium and magnesium represent carbonate dissolution (neutralization potential), while sulphate indicates sulphide oxidation. CMR values are interpreted as follows:
  - $CMR < 1$ : indicates the rate of sulphide oxidation is greater than the rate of carbonate dissolution.
  - $CMR$  between 1 and 2: indicate that neutralization potential dissolution is occurring in response to sulphide oxidation.
  - $CMR > 2$ : suggests that the rate of neutralization potential dissolution may be greater than the rate of sulphide oxidation. This could occur where the sulphide oxidation rate is low and/or the neutralization potential dissolution is enhanced under test conditions (e.g., flushing with weakly acidic rainwater).

## 3 RESULTS

The results of the field parameters and laboratory analyses of the FLB leachate samples are presented and discussed in the following subsections. Concentration trends are illustrated in Figures D-1 to D-30 of Appendix D.

### 3.1 PH AND TEMPERATURE

Key observations for measured field parameters are summarized below:

- Temperatures recorded at the time of sample collection generally align with expected seasonal ambient conditions, ranging from 5.6 °C in early autumn to 22.5 °C during the summer.
- Most of the FLBs maintained circumneutral to alkaline laboratory pH levels (Figure D-1), ranging from 6.5 to 7.6 across all samples. W1 (VBX) and W2 (TRA) became net acid generating during the monitoring period. Both the W1 and W2 samples are characterized by typical to high sulphur levels, low NP, and are classified as potentially acid generating (PAG).
  - W2 exhibited acidification beginning in July 2023, following approximately one year of field test operation, with the most recent monitoring indicating a pH around 2.4.
  - W1 showed acidic pH in June 2024, with current pH readings near 2.6. Leachate pH for W1 were circumneutral at the previous sampling event in October 2023; this suggests that W1 became net acid generating at some point between approximately 16 months and two years of field test operation.



### 3.2 ACIDITY, ALKALINITY, AND SULPHATE

Key observations are summarized below:

- Acidity concentrations (Figure D-4) remained stable and near the detection limit (2 mg CaCO<sub>3</sub>/L) throughout 2023, except for W1 and W2, where concentrations approached 30 mg CaCO<sub>3</sub>/L in both barrels. From 2024 onward, strongly acidic leaching conditions were observed in W1 and W2, with acidity concentrations nearing 2,000 mg CaCO<sub>3</sub>/L in both tests in recent data. All other samples showed a stable to slightly increasing trend in acidity concentrations in recent data; however, they remained below 10 mg CaCO<sub>3</sub>/L and leachates had a neutral pH.
- Alkalinity concentrations (Figure D-5) in W1 and W2 have declined over the operational period, consistent with the observed trends in pH. In the most recent monitoring (October 2024), alkalinity in W1 and W2 was below the detection limit (<2 mg CaCO<sub>3</sub>/L). All other FLBs showed alkalinity concentrations ranging from 12 to 73 mg CaCO<sub>3</sub>/L.
- Sulphate concentrations across samples ranged from 1.2 to 2,240 mg/L, reflecting the acidic and neutral pH of the various tests (Figure D-6).
  - Sulphate concentrations were consistently below 50 mg/L for all non-acid generating (NAG) samples (i.e., W3, W4, W8, W9, and W11) throughout the monitoring period. Low sulphate release is consistent with their low sulphur content and high CarbNPR, indicating substantial neutralization potential and pH buffering capacity.
  - FLB W6 exhibited an increasing trend in sulphate concentrations since start-up (approximately 83 mg/L in recent data). The sample in W6 is classified as PAG and has high levels of sulphur (4.8%) and NP (120 kg CaCO<sub>3</sub>/t). Leachates for W6 have maintained a neutral pH throughout the monitoring period.
  - Sulphate concentrations were highest in PAG samples W1 (High S, Low NP, VBX) and W2 (Typical S, Low NP, TRA), on the order of 2,000 to 2,200 mg/L in recent data, consistent with their acidic pH. Inspection of leachate chemistry suggests that sulphate concentrations in W1 may be buffered by gypsum solubility. Calcium concentrations do not align with gypsum buffering for W2 in recent data.

### 3.3 CARBONATE MOLAR RATIO (CMR)

The CMR was calculated to evaluate the FLB test results. This ratio reflects the dynamic balance between carbonate dissolution (neutralization) and sulfide oxidation within the test material. The calculated CMR values are presented in Figure D-9 (Appendix D).

- FLBs W3, W4, W8, W9, and W11 presented CMR >2, indicating that the rate of neutralization potential (NP) dissolution is greater than the rate of sulphide oxidation. These samples are classified as NAG with low to typical sulphur content and typical or high NP values.
- FLBs W6 (High S, Typical NP, PAG) and W10 (Typical S, Typical NP, Uncertain) exhibited CMR values in leachates between 1 and 2, suggesting that NP dissolution is responding to sulphide oxidation.
- FLBs W1 (VBX) and W2 (TRA) had CMR <1, consistent with their acidic leaching condition. Both samples are classified as PAG.



### 3.4 KEY METALS

Release rates for key metals are outlined below. Leachate results were compared to PWQO and interim PWQO (iPWQO) values for screening purposes.

- Concentrations of most metals were above the iPWQO or PWQO screening values in FLBs W1 and W2, consistent with their acidic leaching condition:
  - Elevated concentrations were observed for several parameters relative to screening values, including aluminum, arsenic, beryllium, cadmium, chromium, cobalt, copper, iron, lead, nickel, silver, thallium, vanadium, and zinc (Figures D-10 to D-23). Uranium, vanadium, and thallium concentrations were occasionally to frequently above the screening values in both FLB tests.
- For other non-acidic FLB leachates, the following observations were made when results were compared to the screening values:
  - Antimony (Figure D-24) was above the iPWQO (0.02 mg/L) in W3, while molybdenum (Figure D-25) was occasionally greater than the iPWQO (0.04 mg/L) in W11.
  - Copper concentrations were above the PWQO in W3 (2023) but later stabilized below the screening value in 2024. In FLBs W8 and W10, copper concentrations were occasionally above the PWQO, though concentrations showed a decreasing trend in 2024.
  - Uranium (Figure D-26) was occasionally above the iPWQO screening value in W10, although concentrations showed a decreasing trend through 2024.
  - Zinc concentrations were above the PWQO in W8 (June 2023) but later stabilized below the screening value throughout 2023 and 2024.
- Boron, selenium, tungsten (Figures D-27 to D-29) remained below the screening values throughout the monitoring period for all samples.
- Mercury concentrations in all leachates were below the screening value (Figure D-30) and consistently remained below the analytical detection limit. The only exception was a leachate from W2 in October 2024, which showed concentrations near the detection limit (0.0000107 mg/L).

### 3.5 PRELIMINARY ARSENIC THRESHOLD VALUE FOR NAG ROCK

A preliminary arsenic cut-off threshold of 50 mg/kg was used to distinguish between arsenic-leaching and non-arsenic leaching NAG mine rock (WSP 2025). The threshold will be further refined over time and updated in accordance with Ontario's closure planning requirements and operation, maintenance and surveillance manual required for the CDF. The arsenic leaching results from the FLBs were compared to the preliminary arsenic threshold value for assessment purposes.

Interpretation of the current FLB dataset relative to the arsenic threshold value has the following limitations:

- The FLBs were initiated prior to the arsenic threshold value being established. Consequently, while the tests cover a range of arsenic contents, the selection of FLBs did not focus on the arsenic threshold as a specific sample selection parameter.



- Six of the tests were NAG and therefore were suitable for inclusion in this assessment. The PAG tests were excluded due to their acidic leaching condition as well as mineralogical differences between PAG and NAG rock (generally pyrite content) which influences arsenic release.

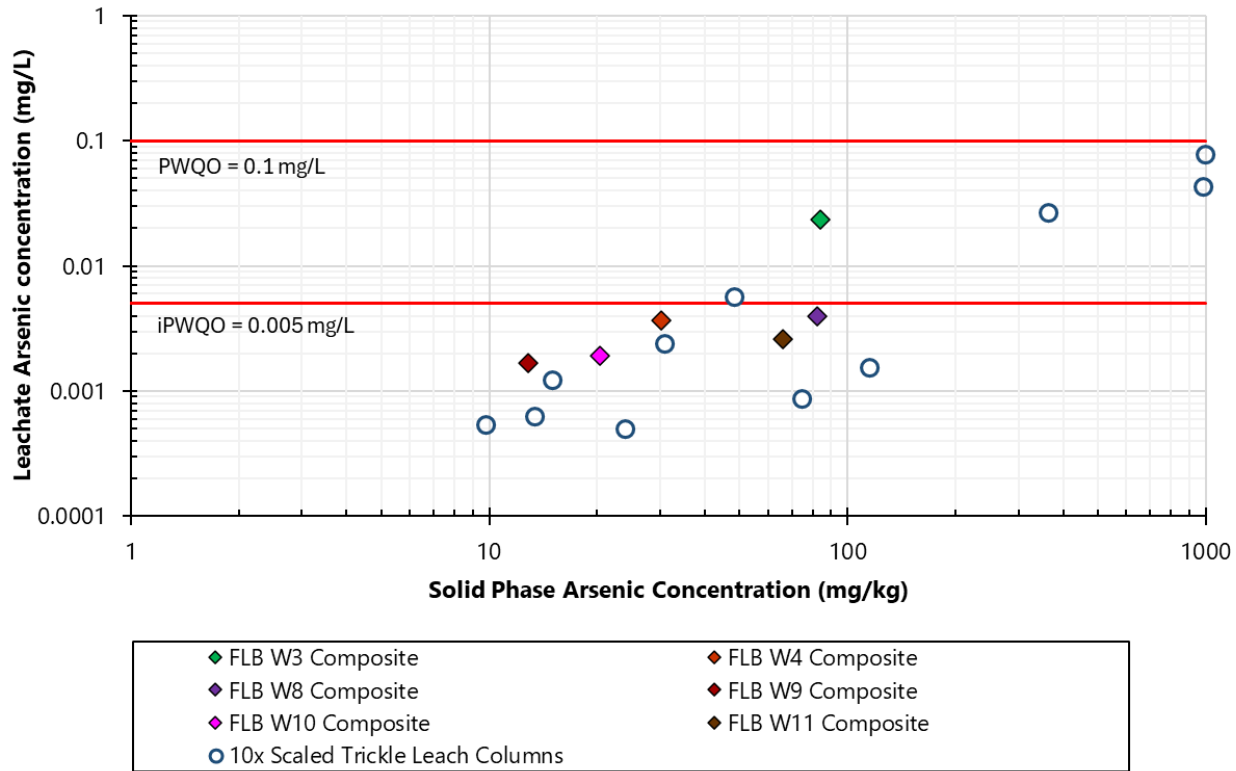
Overall, the available FLB results align with arsenic release trends from other kinetic tests and are supportive of the 50 mg/kg arsenic threshold value. Median arsenic concentrations in the FLB leachates are shown in Figure 1, along with arsenic concentrations from trickle leach column tests<sup>2</sup>.

- Three NAG FLBs had solid-phase arsenic contents < 50 mg/kg, including W4, W9, and W10. Median leachate concentrations were below the iPWQO for arsenic for these tests.
- Three NAG FLBs had solid phase arsenic contents > 50 mg/kg, including W3, W8, and W11. Median leachate concentrations were below the iPWQO for arsenic for W8 and W11, but above the iPWQO for arsenic for W3. Variability in arsenic release from these tests is attributed to varying arsenic sulphide mineralogy among the test samples. Key arsenic host phases have been identified including arsenian pyrite, arsenopyrite, and gersdorffite-cobaltite, which show a range of arsenic leaching potential. However, the relative abundance of these phases among the overall Project NAG mine rock is not well understood. Therefore, the current 50 mg/kg threshold is supported by the current data.

The varying arsenic concentrations in leachates from the three NAG FLBs with an arsenic content > 50 mg/kg suggests that a higher arsenic threshold value may be achievable. However, additional FLB testing with representative samples (i.e., including a range of arsenic concentrations and As:S molar ratios) will be carried out prior to construction of the CDF to evaluate this. The current 50 mg/kg arsenic threshold should continue to be utilized in the meantime for Project planning.

---

<sup>2</sup> Trickle leach concentrations are scaled by a factor of 10 to account for laboratory conditions of the column tests (see WSP 2025).



**Notes:**

Trickle leach concentrations are scaled by a factor of 10 to account for laboratory conditions of the column tests (see WSP 2025). FLB test results represent median leachate concentrations.



Relationship between arsenic release and solid phase arsenic content for FLBs and laboratory trickle leach column tests

**2024 Field Leach Barrel Update  
Springpole Project**

Springpole

Project Number	ONS2104
----------------	---------

Date	February 2025
------	---------------

Figure Number	<b>1</b>
---------------	----------

Drawn	EC	Reviewed	KG
-------	----	----------	----

**Figure 1: Relationship between arsenic release and solid phase arsenic content for FLBs and laboratory trickle leach column tests**



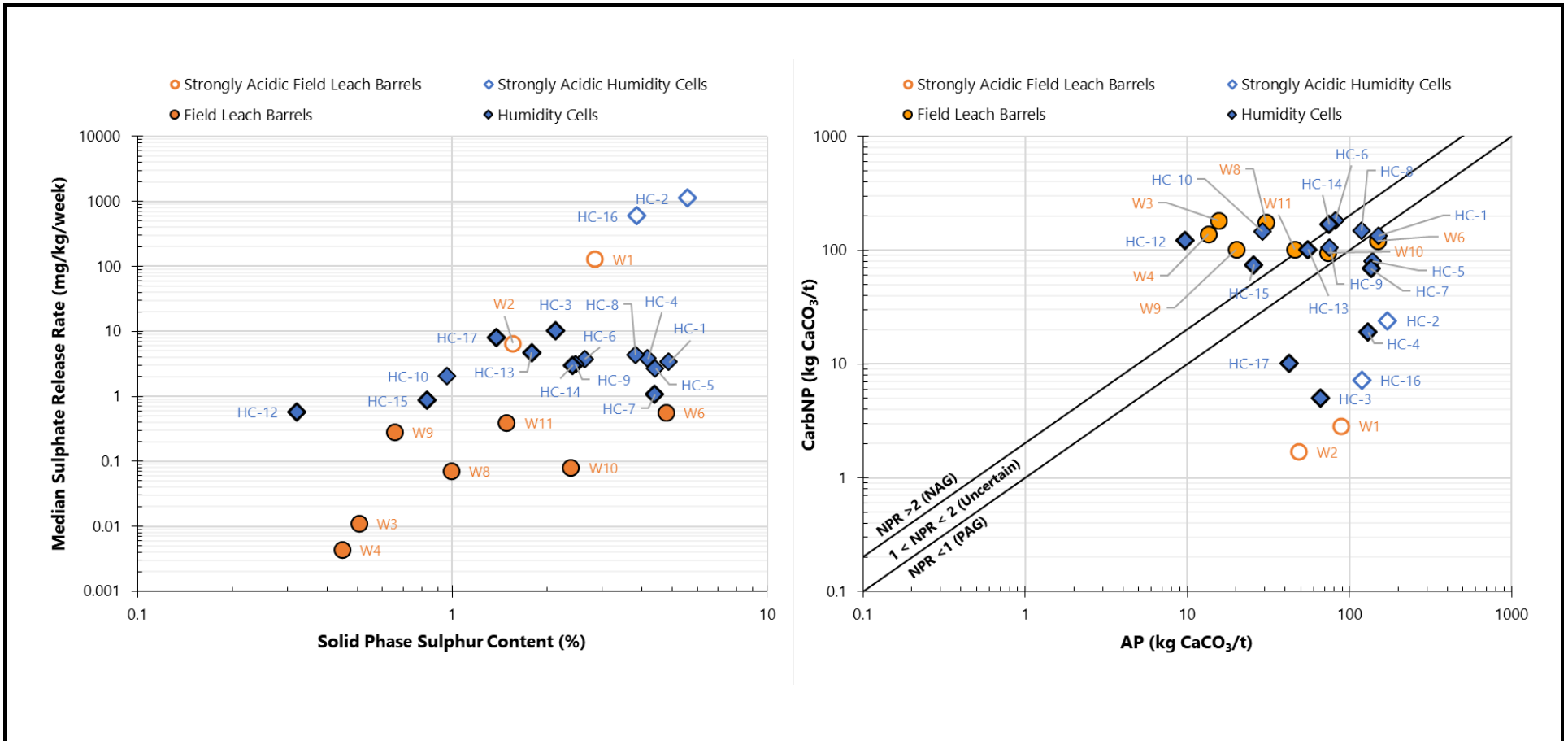
### 3.6 SULPHATE RELEASE RATES AND OBSERVED ACID ONSET TIME

A comparative analysis of sulphate release rates from the FLB tests and the laboratory humidity cell tests (WSP 2024) was conducted to evaluate oxidation rate differences between field and laboratory conditions (Figure 2). Overall, it is noted that FLB tests are considered to be more representative of field oxidation rates than humidity cell tests, which are operated under ambient temperature laboratory conditions with high amounts of flushing to ensure all oxidation products are liberated from the sample material. FLBs, on the other hand, function under field temperatures and are flushed only by local rates of precipitation.

- For acidic (pH 2 – 3) leaching test samples, sulphate release rates were one to two orders of magnitude higher in humidity cell tests (600 and 1,120 mg/kg/week for HC-16 and HC-2, respectively) compared to FLB tests W1 and W2 (130 and 6.5 mg/kg/week, respectively). Leachate pH in the humidity cell tests indicated stable acid generating conditions, whereas the leachate pH for FLB W1 and W2 continues to show a decreasing trend.
- For non-acidic leaching tests, the humidity cell tests typically had sulphate release rates comparable to or slightly higher than the FLB tests (Figure 2). These differences were generally on the order of one order of magnitude for most tests. However, two NAG FLBs with a lower sulphur content had sulphate release rates that were two orders of magnitude lower than the humidity cell tests.
- While some variation in sulphate release rate among samples with different sulphur contents were observed, no trends in sulphate release and sulphur content were noted among the FLBs or humidity cells.

Current estimates of lag times to acid onset for PAG rock materials are based on laboratory derived sulphide oxidation rates. The FLB derived rates suggest that lag times could be longer than currently estimated for PAG materials with higher NP. However, acid onset may still occur rapidly for PAG materials that have a low NP content, as two FLB tests (W1 and W2) became net acid generating after approximately two and one year(s), respectively. These materials had an NP on the order of 5 to 10 kg CaCO<sub>3</sub>/t and a sulphur content of approximately 1.6 to 2.8%. Such materials are located in parts of the Portage Zone. Additional, material-specific consideration will be required when using the observed field rates from the FLBs to adjust laboratory derived lag times. Management of the short lag time materials requires their isolation from oxidation within the time frames observed from the FLBs. PAG mine rock, including the short lag time PAG mine rock, will be stored in the CDF to limit the oxidation of these materials and mitigate acid onset.

Continued monitoring of the FLBs is planned as part of engineering studies to demonstrate that these lower rates are representative of site conditions. As part of these studies additional field tests will be initiated with supplemental representative materials.



**Notes:**

FLBs W1 and W2, and humidity cells HC-2 and HC-16, were acid-generating (pH 2 - 3) and are shown as open symbols.

Humidity cells HC-12, HC-13, HC-14, and HC-15 were mildly acidic (pH 5.5–6.5), attributed to iron carbonate dissolution as summarized in the kinetic testing report (WSP 2023). As such they are not considered 'acid generating' for the purposes of this evaluation, which is considering acid generation due to sulphide oxidation.

Humidity cells HC-3, HC-7, and HC-17 show initial signs of ARD onset, but stable leaching conditions have not been reached.

Sulphate release rates for acidic tests calculated as the median sulphate release rate from the final 20 weeks of testing (humidity cells) and during acidic leaching conditions (FLBs).

CarbNP and AP results presented represent the weighted average composition for each barrel based on the interval length of individual grab samples ( $n = 10$ ). ABA and metal content descriptions are given relative to the Project ML/ARD database ( $n = 876$  ABA samples,  $n = 694$  metal content samples by aqua regia digestion, Wood 2021).



Field Leach Barrels vs Humidity Cells Sulphate Concentrations			
2024 Field Leach Barrel Update Springpole Project			
Springpole			
Project Number		ONS2104	
Date		February 2025	
Figure Number		2	
Drawn	EC	Reviewed	KG

**Figure 2: Field Leach Barrels and Humidity Cells Sulphate Release Rates**



#### 4 SUMMARY AND RECOMMENDATIONS

This technical memorandum summarizes the FLB results from August 2022 to October 2024. Further monitoring of the field kinetic tests will be undertaken as part of ongoing engineering studies to confirm these results.

- The results observed to date for the field kinetic tests are consistent with results from the laboratory kinetic testing program, which informed the overall approach for mine waste management planning for the Project.
- Except for samples W1 (High S, Low NP, PAG) and W2 (Typical S, Low NP, PAG), all FLBs maintained circumneutral to alkaline pH levels and stable metal release, with leachate concentrations generally below screening values. Samples W1 and W2 were acidic and consistently exhibited concentrations above the screening values for multiple parameters.
- Comparison of sulphate release rates for the FLBs and humidity cell tests suggests that sulphide oxidation rates are generally one order of magnitude lower under field conditions relative to laboratory conditions. Continued monitoring of the FLBs should be conducted to demonstrate that these lower rates are representative of site conditions.
- Despite the observed lower sulphide oxidation rates overall, acid onset appears to occur within a short time frame (one to two years) for low NP materials, with FLB tests W1 and W2 becoming net acid generating within two and one year(s) of field test operation, respectively. This is consistent with the results of humidity cell testing for similar materials.
- FLB results summarized herein are supportive of the 50 mg/kg arsenic threshold for NAG rock. Further testing is planned prior to construction of the CDF to confirm the validity of a potentially higher threshold.



## 5 REFERENCES

Price (1997). Draft Guidelines and Recommended Methods for the Prediction of Metal Leaching and Acid Rock Drainage at Mine Sites in British Columbia. April 1997.

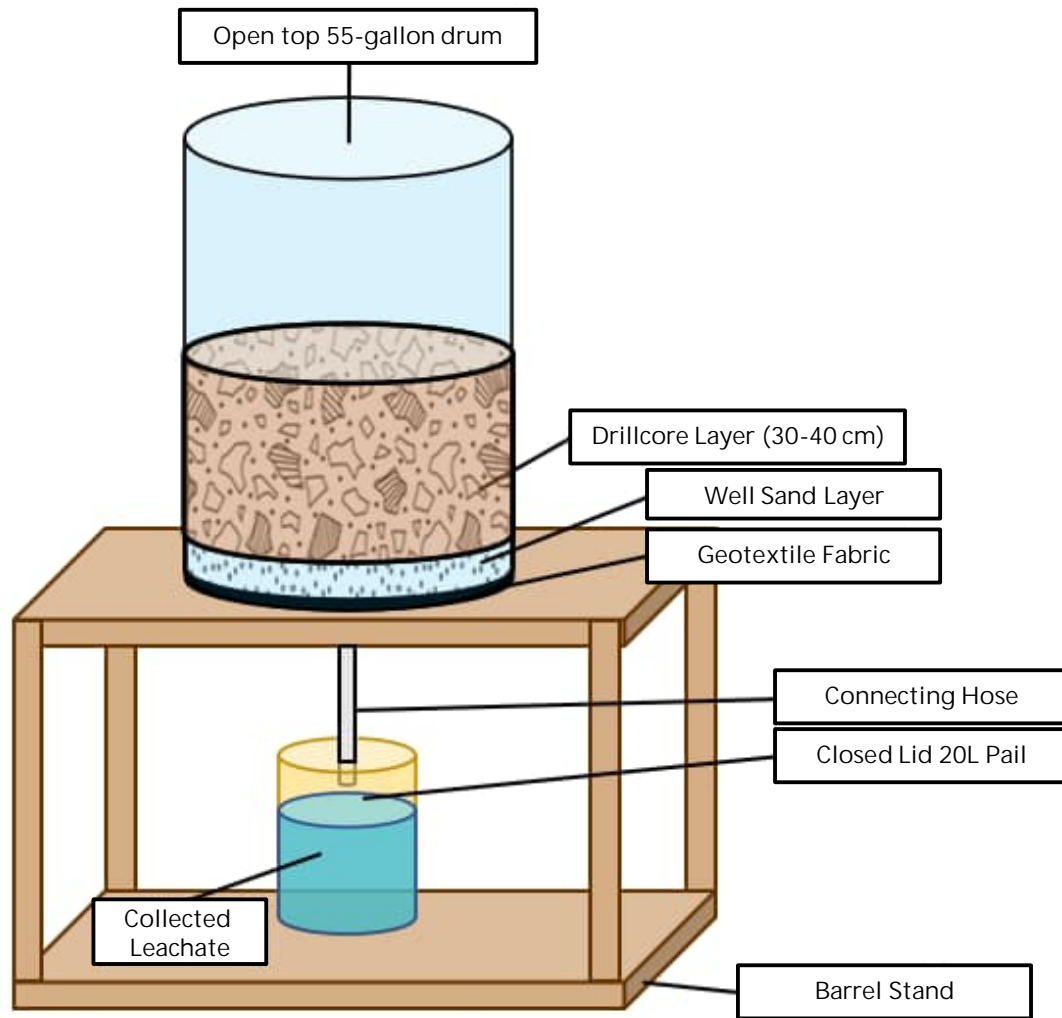
Wood (2021). Static Geochemical Testing Baseline Report – Springpole Gold Project. Draft Report. November 2021.

WSP (2024). Baseline Kinetic Geochemical Testing Report - Kinetic Testing Update Q4 2024 – Springpole Gold Project. Draft Report. December 2024

WSP (2025). ABA Analogue and Arsenic Leaching Threshold – Springpole Gold Project. January 2025.



## **Appendix A**



**Notes**

Diagram is not to scale.



**Field Leach Barrels Conceptual Design**

**2024 Field Leach Barrel Update  
Springpole Project - DRAFT**

Springpole

Project Number		ONS2104	
Date		February 2025	
Figure Number		<b>A-1</b>	
Drawn	EC	Reviewed	KG

Bulkhead fittings on FLB bottom and collection pail lid



**Selected Photographs - Field Leach Barrels**

**2024 Field Leach Barrel Update  
Springpole Project - DRAFT**

Springpole

Project Number		ONS2104	
Date		February 2025	
Figure Number		<b>A-2</b>	
Drawn	EC	Reviewed	KG

# FLB stand and tubing connections



## Selected Photographs - Field Leach Barrels

2024 Field Leach Barrel Update  
Springpole Project - DRAFT

Springpole

Project Number		ONS2104	
Date		February 2025	
Figure Number		<b>A-3</b>	
Drawn	EC	Reviewed	KG

Geotextile fabric and sand at base of FLB



**Selected Photographs - Field Leach Barrels**

**2024 Field Leach Barrel Update  
Springpole Project - DRAFT**

Springpole

Project Number		ONS2104	
Date		February 2025	
Figure Number		<b>A-4</b>	
Drawn	EC	Reviewed	KG

Drillcore in FLB



**Selected Photographs - Field Leach Barrels**

**2024 Field Leach Barrel Update  
Springpole Project - DRAFT**

Springpole

Project Number	ONS2104		
Date	February 2025		
Figure Number	<b>A-5</b>		
Drawn	EC	Reviewed	KG



## **Appendix B**



**Table B-1: Drillcore Intervals for FLB Tests**

FLB ID	Drillhole	From (m)	To (m)	Sample ID
FLB W1	SM20-001	151	152	FLBW1-01
FLB W1	SM20-001	154	155	
FLB W1	SM20-001	176	177	FLBW1-02
FLB W1	SM20-001	177	178	
FLB W1	SM20-001	178	179	
FLB W1	SM20-001	179	180	
FLB W1	SM20-001	182	183	
FLB W1	SM20-002	182	183	
FLB W1	SM20-002	183	184	FLBW1-03
FLB W1	SM20-002	188	189	
FLB W1	SM20-002	189	190	
FLB W1	SM20-002	191	192	
FLB W1	PM-DH-02	183	184	FLBW1-03
FLB W1	SM20-002	162	163	FLBW1-06
FLB W1	SM20-002	173	174	
FLB W1	SM20-002	194	195	
FLB W1	SM20-002	193	194	
FLB W1	SM20-002	197	198	
FLB W1	SM20-002	198	199	FLBW1-04
FLB W1	SM20-002	212	213	
FLB W1	SM20-002	213	214	FLBW1-08
FLB W1	SM20-002	217	218	
FLB W1	SM20-002	223	224	FLBW1-07
FLB W1	SM20-002	224	225	FLBW1-09
FLB W1	SM20-002	225	226	
FLB W1	SM20-002	228	229	FLBW1-10
FLB W2	PM-DH-03	267	268	FLBW2-01
FLB W2	SM20-001	42	43	
FLB W2	SM20-001	52	53	FLBW2-08
FLB W2	SM20-001	125	126	FLBW2-07
FLB W2	SM20-001	189	190	
FLB W2	SM20-001	202	203	
FLB W2	SM20-001	203	204	
FLB W2	SM20-001	204	205	FLBW2-09
FLB W2	SM20-001	205	206	
FLB W2	SM20-001	206	207	FLBW2-10
FLB W2	SM20-001	208	209	
FLB W2	SM20-001	223	224	
FLB W2	SM20-001	244	245	
FLB W2	SM20-001	245	246	FLBW2-02
FLB W2	SM20-001	246	247	
FLB W2	SM20-001	253	254	
FLB W2	SM20-001	261	262	
FLB W2	SM20-001	274	275	
FLB W2	SM20-001	276	277	FLBW2-03
FLB W2	SM20-001	278	279	
FLB W2	SM20-001	286	287	FLBW2-04
FLB W2	SM20-001	287	288	
FLB W2	SM20-001	290	291	FLBW2-05
FLB W2	SM20-001	336	337	FLBW2-06
FLB W2	SM20-001	339	340	
FLB W2	SM20-002	233	234	
FLB W2	SM20-002	236	237	



**Table B-1: Drillcore Intervals for FLB Tests**

FLB ID	Drillhole	From (m)	To (m)	Sample ID
FLB W3	SM20-002	141	142	
FLB W3	SP-ARD-001	8	9	
FLB W3	SP-ARD-001	9	10	
FLB W3	SP-ARD-001	13.3	14	
	SP-ARD-001	14	15	
FLB W3	SP-ARD-001	57	58	
FLB W3	SP-ARD-001	58	59	FLBW3-03
FLB W3	SP-ARD-001	68	69	
FLB W3	SP-ARD-001	76	77	
FLB W3	SP-ARD-001	78	79	FLBW3-05
FLB W3	SP-ARD-001	79	80	
FLB W3	SP-ARD-002	34.2	35	
FLB W3	SP-ARD-002	35	36	
FLB W3	SP-ARD-002	38	39	FLBW3-01
FLB W3	SP-ARD-002	40	41	
FLB W3	SP-ARD-002	56	57	FLBW3-02
FLB W3	SP-ARD-002	57	58	
FLB W3	SP-ARD-002	58	59	FLBW3-03
FLB W3	SP-ARD-002	59	60	
FLB W3	SP-ARD-002	68	69	
FLB W3	SP-ARD-003	4.36	5	
FLB W3	SP-ARD-003	5	6	
FLB W3	SP-ARD-003	6	7	
FLB W3	SP-ARD-003	7	8	
FLB W3	SP-ARD-003	8	9	
FLB W3	SP-ARD-003	10	11	
FLB W3	SP-ARD-003	11	12	
FLB W3	SP-ARD-003	12	13	
FLB W3	SP-ARD-003	13	14	
FLB W3	SP-ARD-003	17	18	FLBW3-07
FLB W3	SP-ARD-003	18	19	
FLB W3	SP-ARD-003	20	21	
FLB W3	SP-ARD-003	21	22	
FLB W3	SP-ARD-003	22	23	
FLB W3	SP-ARD-003	23	24	FLBW3-08
FLB W3	SP-ARD-003	24	25	
FLB W3	SP-ARD-003	25	26	FLBW3-09
FLB W3	SP-ARD-003	26	27	
FLB W3	SP-ARD-003	27	28	
FLB W3	SP-ARD-003	28	29	
FLB W3	SP-ARD-003	30	31	
FLB W3	SP-ARD-003	32	33	FLBW3-10
FLB W3	SP-ARD-003	34	35	
FLB W3	SP-ARD-003	35	36	
FLB W3	SP-ARD-003	38	39	FLBW3-01
FLB W3	SP-ARD-003	39	40	
FLB W3	SP-ARD-003	40	41	
FLB W3	SP-ARD-003	41	42	FLBW3-06
FLB W3	SP-ARD-003	42	43	
FLB W3	SP-ARD-003	43	44	
FLB W3	SP-ARD-003	45	46	
FLB W3	SP-ARD-003	46	47	
FLB W3	SP-ARD-003	50	51	
FLB W3	SP-ARD-003	66	67.16	



**Table B-1: Drillcore Intervals for FLB Tests**

FLB ID	Drillhole	From (m)	To (m)	Sample ID
FLB W4	PM-DH-02	384	385	
FLB W4	PM-DH-02	407	408	
FLB W4	PM-DH-02	410	411	FLBW4-04
FLB W4	PM-DH-02	432	433	FLBW4-03
FLB W4	PM-DH-04	33	34	FLBW4-01
FLB W4	PM-DH-04	38	39	
FLB W4	PM-DH-04	44	45	
FLB W4	PM-DH-04	46	47	FLBW4-02
FLB W4	PM-DH-04	71	72	FLBW4-06
FLB W4	PM-DH-04	72	73	
FLB W4	PM-DH-04	73	74	
FLB W4	PM-DH-04	74	75	
FLB W4	PM-DH-04	76	77	
FLB W4	PM-DH-04	77	78	
FLB W4	PM-DH-04	82	83	FLBW4-07
FLB W4	PM-DH-04	83	84	
FLB W4	PM-DH-04	84	84.7	
FLB W4	PM-DH-04	87	88	FLBW4-05
FLB W4	PM-DH-04	90	91	
FLB W4	PM-DH-04	91	92	FLBW4-08
FLB W4	PM-DH-04	102	103	FLBW4-09
FLB W4	PM-DH-04	106	107	
FLB W4	PM-DH-04	174	175	
FLB W4	PM-DH-04	175	176	
FLB W4	PM-DH-04	176	177	FLBW4-10
FLB W4	PM-DH-04	366	367	
FLB W4	PM-DH-04	378	379	
FLB W6	PM-DH-01	82.34	83.2	FLBW6-03
FLB W6	PM-DH-02	400	401	
FLB W6	PM-DH-04	26	27	
FLB W6	PM-DH-04	157.96	159.16	FLBW6-09
FLB W6	PM-DH-04	165	166	FLBW6-07
FLB W6	PM-DH-04	208	209	
FLB W6	PM-DH-04	265	265.91	
FLB W6	SM20-003	50	51	
FLB W6	SP-ARD-001	60.8	62	
FLB W6	SP-ARD-001	62	63	
FLB W6	PM-DH-04	166	167	
FLB W6	PM-DH-04	178.46	179.3	FLBW6-06
FLB W6	PM-DH-04	183	184	FLBW6-05
FLB W6	PM-DH-04	210	211	FLBW6-08
FLB W6	PM-DH-04	216	217	
FLB W6	PM-DH-04	293	294	
FLB W6	PM-DH-04	297.88	298.66	
FLB W6	PM-DH-04	301	302	FLBW6-01
FLB W6	PM-DH-04	333	333.89	FLBW6-02
FLB W6	PM-DH-04	374.08	375	
FLB W6	SP-ARD-001	10	11	
FLB W6	SP-ARD-001	12	13.3	FLBW6-10
FLB W6	SP-ARD-001	40	40.7	FLBW6-04



**Table B-1: Drillcore Intervals for FLB Tests**

FLB ID	Drillhole	From (m)	To (m)	Sample ID
FLB W8	PM-DH-04	3.95	5	
FLB W8	PM-DH-04	5	6	FLBW8-10
FLB W8	PM-DH-04	15	16	FLBW8-09
FLB W8	PM-DH-04	36	37	FLBW8-01
FLB W8	PM-DH-04	59	60	FLBW8-02
FLB W8	PM-DH-04	109	110	FLBW8-07
FLB W8	PM-DH-04	110	111	
FLB W8	PM-DH-04	112	113	FLBW8-08
FLB W8	PM-DH-04	127	128	
FLB W8	PM-DH-04	131	132	
FLB W8	PM-DH-04	133	134	
FLB W8	PM-DH-04	136	137	
FLB W8	SM20-002	113	114	
FLB W8	SP-ARD-001	15	16	FLBW8-09
FLB W8	SP-ARD-001	25	26	
FLB W8	SP-ARD-001	26	27	
FLB W8	SP-ARD-001	60	60.8	
FLB W8	SP-ARD-001	73	74	
FLB W8	SP-ARD-002	11	12	FLBW8-03
FLB W8	SP-ARD-002	13	14	
FLB W8	SP-ARD-002	16.08	17	
FLB W8	SP-ARD-002	19.2	20	
FLB W8	SP-ARD-002	32	33	
FLB W8	SP-ARD-002	55	56	FLBW8-05
FLB W8	SP-ARD-002	63	64	FLBW8-04
FLB W8	SP-ARD-002	67	68	
FLB W8	SP-ARD-002	79	80	
FLB W8	SP-ARD-003	53	54	FLBW8-06
FLB W8	SP-ARD-003	54	55	
FLB W8	SP-ARD-003	57	58	
FLB W8	SP-ARD-003	59	60	FLBW8-02
FLB W8	SP-ARD-003	67.16	68	
FLB W8	SP-ARD-003	68	69.6	
FLB W8	SP-ARD-003	69.6	71	
FLB W9	PM-DH-01	369	370	
FLB W9	PM-DH-01	413	414	FLBW9-04
FLB W9	PM-DH-01	415	416	FLBW9-06
FLB W9	PM-DH-01	416	417	
FLB W9	PM-DH-01	423	424	
FLB W9	PM-DH-01	428	429	
FLB W9	PM-DH-01	431	432	FLBW9-08
FLB W9	PM-DH-01	444	445	
FLB W9	PM-DH-01	446	447	FLBW9-10
FLB W9	PM-DH-02	373	374	FLBW9-05
FLB W9	PM-DH-02	374	375	
FLB W9	PM-DH-02	377	378	FLBW9-09
FLB W9	PM-DH-02	382	383	
FLB W9	PM-DH-02	391	392	
FLB W9	PM-DH-02	392	393	
FLB W9	PM-DH-02	393	394	FLBW9-01
FLB W9	PM-DH-02	398	399	FLBW9-07
FLB W9	PM-DH-04	49.46	50.48	
FLB W9	PM-DH-04	50.48	51.45	
FLB W9	PM-DH-04	53.53	54.23	FLBW9-02
FLB W9	PM-DH-04	65	66	
FLB W9	PM-DH-04	345	346	
FLB W9	PM-DH-04	377.1	378	
FLB W9	PM-DH-04	382	383	
FLB W9	PM-DH-04	384	385	
FLB W9	PM-DH-04	386	387	FLBW9-03



Table B-1: Drillcore Intervals for FLB Tests

FLB ID	Drillhole	From (m)	To (m)	Sample ID
FLB W10	PM-DH-01	359	360	
FLB W10	PM-DH-01	363	364	FLBW10-10
FLB W10	PM-DH-01	364	365	
FLB W10	PM-DH-01	365	366	
FLB W10	PM-DH-01	381.45	383	
FLB W10	PM-DH-01	384	385	
FLB W10	PM-DH-01	385	386	
FLB W10	PM-DH-01	386	387	
FLB W10	PM-DH-01	389	390	FLBW10-09
FLB W10	PM-DH-01	405	406	FLBW10-08
FLB W10	PM-DH-01	412	413	
FLB W10	PM-DH-01	417	418	FLBW10-06
FLB W10	PM-DH-01	418	419	
FLB W10	PM-DH-01	419	420	
FLB W10	PM-DH-01	420	421	
FLB W10	PM-DH-01	421	422	
FLB W10	PM-DH-01	422	423	
FLB W10	PM-DH-01	424	425	FLBW10-07
FLB W10	PM-DH-01	429	430	
FLB W10	PM-DH-01	430	431	
FLB W10	PM-DH-01	432	433	
FLB W10	PM-DH-01	435	436	FLBW10-02
FLB W10	PM-DH-01	442	443	
FLB W10	PM-DH-01	443	444	
FLB W10	PM-DH-01	449	450	FLBW10-01
FLB W10	PM-DH-02	340	341	
FLB W10	PM-DH-02	375	376	FLBW10-05
FLB W10	PM-DH-02	378	379	
FLB W10	PM-DH-02	379	380	
FLB W10	PM-DH-02	403	404	FLBW10-03
FLB W10	PM-DH-02	405	406	FLBW10-08
FLB W10	PM-DH-04	148	149	
FLB W10	PM-DH-04	344	345	FLBW10-04
FLB W11	PM-DH-04	11	12	FLBW11-01
FLB W11	PM-DH-04	31	32	
FLB W11	PM-DH-04	32	33	
FLB W11	PM-DH-04	56	57	
FLB W11	PM-DH-04	141	142	
FLB W11	PM-DH-04	142	143	
FLB W11	PM-DH-04	144	145	FLBW11-04
FLB W11	PM-DH-02	397	398	
FLB W11	PM-DH-04	177.7	178.46	
FLB W11	PM-DH-04	181	182.05	
FLB W11	PM-DH-04	196	196.85	FLBW11-05
FLB W11	PM-DH-04	336	337	
FLB W11	PM-DH-04	343	344	
FLB W11	PM-DH-04	383	384	FLBW11-02
FLB W11	PM-DH-02	413	414	FLBW11-03
FLB W11	SM20-002	111	112	FLBW11-09
FLB W11	SM20-002	115	116	
FLB W11	SM20-002	127	128	
FLB W11	SM20-002	145	146	FLBW11-10
FLB W11	SM20-003	165	166	
FLB W11	SP-ARD-001	40.7	42	
FLB W11	SP-ARD-001	44	45	
FLB W11	SP-ARD-001	43	44	
FLB W11	SP-ARD-001	45	46	FLBW11-08
FLB W11	SP-ARD-001	63	64	
FLB W11	SP-ARD-002	17	17.6	FLBW11-06
FLB W11	SP-ARD-002	20	21	
FLB W11	SP-ARD-002	21	22	
FLB W11	SP-ARD-002	78	79	FLBW11-07

Table B-2: Summary of Metal Leaching and Acid Rock Drainage Characteristics for the FLB Tests

FLB ID	Sample ID	Drillhole	From		Interval	Lithology	Paste pH		Fiziz Rating	Total S <sup>(1)</sup>		SO <sub>4</sub> S <sup>(1)</sup>	Sulphide S <sup>(1)</sup>	AP <sup>(2)</sup>	MPA <sup>(3)</sup>	Total C <sup>(4)</sup>		CarbNP <sup>(5)</sup>	NPR <sup>(6)</sup>	NPR <sup>(7)</sup>	CarbNPR <sup>(8)</sup>
			m	m			pH Units	wt%		wt%	wt%					%C	%C				
			0.01	N/A			0.02	0.01		0.02	kg CaCO <sub>3</sub> /t					kg CaCO <sub>3</sub> /t	kg CaCO <sub>3</sub> /t				
FLB W1	FLBW1-01	SM20-001	151	152	1	VBX	7.3	None	2.5	<0.01	2.5	77	77	0.03	<0.02	1.7	9.4	0.12	0.022		
	FLBW1-02	SM20-001	176	177	1	VBX	7.6	None	2.2	0.020	2.2	69	70	0.10	<0.02	2	10	0.14	0.024		
	FLBW1-03	SM20-002	183	184	1	VBX	7.2	None	3.5	<0.01	3.5	108	108	0.06	<0.02	1.7	6.9	0.06	0.015		
	FLBW1-04	SM20-002	198	199	1	VBX	7.5	None	3.0	<0.01	3.0	94	94	0.07	<0.02	1.7	9.1	0.10	0.018		
	FLBW1-05	PM-DH-02	183	184	1	VBX	7.6	None	4.3	<0.01	4.3	135	135	0.13	<0.02	1.7	6.3	0.05	0.012		
	FLBW1-06	SM20-002	162	163	1	VBX	8.4	Slight	1.0	<0.01	1.0	30	30	0.18	0.16	13	23	0.78	0.44		
	FLBW1-07	SM20-002	223	224	1	VBX	7.9	None	1.7	<0.01	1.7	52	52	0.04	<0.02	1.7	7.8	0.15	0.032		
	FLBW1-08	SM20-002	213	214	1	VBX	7.2	None	3.8	<0.01	3.8	118	118	0.03	<0.02	1.7	4.6	0.04	0.014		
	FLBW1-09	SM20-002	224	225	1	VBX	7.1	None	2.9	<0.01	2.9	90	90	<0.02	<0.02	1.7	5.8	0.06	0.018		
	FLBW1-10	SM20-002	228	229	1	VBX	7.7	None	3.5	<0.01	3.5	109	109	0.06	<0.02	1.7	5.5	0.05	0.015		
Weighted Average Composition <sup>(8)</sup>							7.4	--	2.8	0.011	2.8	88	88	0.07	0.03	2.9	8.9	0.10	0.032		
FLB W2	FLBW2-01	PM-DH-03	267	268	1	TRA	8.1	None	1.2	0.020	1.2	37	37	0.07	<0.02	1.7	9.5	0.26	0.046		
	FLBW2-02	SM20-001	245	246	1	TRA	7.8	None	1.9	0.030	1.8	57	58	<0.02	<0.02	2	6.9	0.12	0.029		
	FLBW2-03	SM20-001	276	277	1	TRA	8.2	None	2.1	<0.01	2.1	64	64	<0.02	<0.02	1.7	7.4	0.11	0.026		
	FLBW2-04	SM20-001	286	287	1	TRA	8.3	None	1.3	<0.01	1.3	40	40	<0.02	<0.02	1.7	8.0	0.20	0.041		
	FLBW2-05	SM20-001	290	291	1	TRA	7.7	None	2.4	<0.01	2.4	76	76	<0.02	<0.02	1.7	5.7	0.07	0.022		
	FLBW2-06	SM20-001	336	337	1	TRA	8.7	None	1.2	0.020	1.2	38	38	0.35	<0.02	2	14.8	0.39	0.044		
	FLBW2-07	SM20-001	125	126	1	TRA	7.7	None	1.7	<0.01	1.7	53	53	<0.02	<0.02	1.7	3.9	0.07	0.032		
	FLBW2-08	SM20-001	52	53	1	TRA	7.7	None	1.7	<0.01	1.7	53	53	<0.02	<0.02	1.7	5.4	0.10	0.031		
	FLBW2-09	SM20-001	204	205	1	TRA	8.1	None	1.1	<0.01	1.1	34	34	<0.02	<0.02	1.7	2.8	0.08	0.048		
	FLBW2-10	SM20-001	206	207	1	TRA	8.0	None	1.0	<0.01	1.0	32	32	<0.02	<0.02	1.7	2.7	0.09	0.053		
Weighted Average Composition <sup>(8)</sup>							7.9	--	1.6	0.014	1.5	48	49	0.06	0.020	1.7	6.7	0.14	0.035		
FLB W3	FLBW3-01	SP-ARD-002	38	39	1	TRA	9.0	Strong	0.48	<0.01	0.5	15	15	2.6	2.5	210	171	11	14		
	FLBW3-02	SP-ARD-002	56	57	1	TRA	9.3	Moderate	0.40	0.020	0.4	12	13	4.03	3.8	320	196	16	27		
	FLBW3-03	SP-ARD-002	58	59	1	TRA	9.4	Moderate	0.54	0.010	0.5	17	17	2.70	2.6	218	167	10	13		
	FLBW3-04	SP-ARD-001	58	59	1	TRA	9.2	Moderate	0.15	0.020	0.1	4	5	2.46	2.3	192	158	39	47		
	FLBW3-05	SP-ARD-001	78	79	1	TRA	9.2	Strong	0.39	0.010	0.4	12	12	2.81	2.9	238	199	17	30		
	FLBW3-06	SP-ARD-003	41	42	1	TRA	9.2	Strong	0.51	<0.01	0.5	16	16	1.91	1.8	153	142	8.9	10		
	FLBW3-07	SP-ARD-003	17	18	1	TRA	9.4	Strong	0.71	<0.01	0.7	22	22	1.51	1.3	107	116	5.2	4.8		
	FLBW3-08	SP-ARD-003	23	24	1	TRA	9.4	Strong	0.75	<0.01	0.8	23	23	1.44	1.4	118	111	4.7	5.0		
	FLBW3-09	SP-ARD-003	25	26	1	TRA	9.5	Strong	0.37	<0.01	0.4	12	12	2.09	1.7	144	159	14	12		
	FLBW3-10	SP-ARD-003	32	33	1	TRA	9.3	Strong	0.75	<0.01	0.8	23	23	1.85	1.4	118	110	4.7	5.0		
Weighted Average Composition <sup>(8)</sup>							9.3	--	0.51	0.012	0.5	16	16	2.3	2.2	192	153	9.8	12		

Notes

- (1) Total S measured by Leco furnace. Sulphate S measured by HCl leach. Sulphide S calculated by difference (Total S - Sulphate S = Sulphide S)
- (2) Acid Potential calculated as 31.25\*Sulphide S by difference
- (3) Maximum Potential Acidity, calculated as 31.25\*Total S by Leco furnace
- (4) Total Carbon measured by Leco furnace. Total Inorganic Carbon, measured by HCl leach and Leco furnace
- (5) Carbonate Neutralization Potential, calculated from TIC (TIC\*10<sup>3</sup>/(100\*12.01))+CarbNP
- (6) Sobek Neutralization Potential
- (7) NPR calculated as NP/AP. CarbNP calculated as CarbNP/AP.
- (8) Weighted average composition for each barrel based on the interval length of individual grab samples

Table B-2: Summary of Metal Leaching and Acid Rock Drainage Characteristics for the FLB Tests

FLB ID	Sample ID	Drillhole	From m	To m	Interval m	Lithology	Paste pH	Fizz Rating	Total S <sup>(1)</sup>	SO <sub>4</sub> S <sup>(1)</sup>	Sulphide S <sup>(1)</sup>	AP <sup>(2)</sup>	MPA <sup>(3)</sup>	Total C <sup>(4)</sup>	TIC <sup>(5)</sup>	CarbNP <sup>(6)</sup>	NP <sup>(7)</sup>	NPR <sup>(7)</sup>	CarbNPR <sup>(8)</sup>
							pH Units		wt%	wt%	wt%	kg CaCO <sub>3</sub> /t	kg CaCO <sub>3</sub> /t	%C	%C	kg CaCO <sub>3</sub> /t	kg CaCO <sub>3</sub> /t	NP/AP	CarbNPR
							0.01		N/A	0.02	0.01	0.02	0.6	0.02	0.02	0.02	1.7	0.5	NP/AP
FLB W4	FLBW4-01	PM-DH-04	33	34	1	And_tuf_metaseds	8.9	Strong	0.58	0.020	0.6	18	18	2.8	2.4	202	184	10	12
	FLBW4-02	PM-DH-04	46	47	1	And_tuf_metaseds	8.5	Strong	1.08	0.010	1.1	33	34	2.3	1.9	156	183	5.5	4.7
	FLBW4-03	PM-DH-02	432	433	1	And_tuf_metaseds	9.1	Strong	0.47	0.010	0.5	14	15	0.8	0.70	58	93	6.4	4.1
	FLBW4-04	PM-DH-02	410	411	1	And_tuf_metaseds	9.4	Strong	0.47	0.010	0.5	14	15	1.1	1.1	90	117	8.1	6.3
	FLBW4-05	PM-DH-04	87	88	1	And_tuf_metaseds	9.5	Strong	0.23	0.010	0.2	7	7	2.1	1.8	153	161	23	22
	FLBW4-06	PM-DH-04	71	72	1	And_tuf_metaseds	9.0	Strong	0.31	0.020	0.3	9	10	1.8	1.6	130	154	17	14
	FLBW4-07	PM-DH-04	82	83	1	And_tuf_metaseds	9.1	Strong	0.04	0.020	0.0	1	1	1.5	1.4	116	131	210	185
	FLBW4-08	PM-DH-04	91	92	1	And_tuf_metaseds	9.0	Strong	0.81	0.010	0.8	25	25	2.8	2.5	208	223	8.9	8.3
	FLBW4-09	PM-DH-04	102	103	1	And_tuf_metaseds	9.4	Strong	0.21	0.010	0.2	6	7	1.6	1.6	133	144	23	21
	FLBW4-10	PM-DH-04	176	177	1	And_tuf_metaseds	9.1	Strong	0.28	0.020	0.2	8	8	1.7	1.7	138	141	19	18
Weighted Average Composition <sup>(8)</sup>							9.0	--	0.45	0.014	0.4	14	14	1.8	1.7	138	153	11	10
FLB W6	FLBW6-01	PM-DH-04	301	302	1	VEX	8.5	Strong	4.2	0.010	4.2	132	132	1.1	1.0	87	92	0.70	0.66
	FLBW6-02	PM-DH-03	333	333.89	0.89	And_tuf_metaseds	8.7	Strong	3.5	0.010	3.4	108	108	1.6	1.4	119	133	1.2	1.1
	FLBW6-03	PM-DH-01	82.34	83.2	0.86	And_tuf_metaseds	8.5	Strong	6.4	<0.01	6.4	199	199	1.0	0.87	73	89	0.45	0.36
	FLBW6-04	SP-ARD-001	40	40.7	0.7	And_tuf_metaseds	8.7	Strong	3.7	0.010	3.7	114	114	1.7	1.6	133	127	1.1	1.2
	FLBW6-05	PM-DH-04	183	184	1	And_tuf_metaseds	9.0	Moderate	3.6	0.010	3.6	113	113	1.5	1.3	112	119	1.1	1.0
	FLBW6-06	PM-DH-04	178.46	179.3	0.84	And_tuf_metaseds	8.7	Strong	5.4	0.010	5.4	169	169	2.3	2.1	178	185	1.1	1.0
	FLBW6-07	PM-DH-04	165	166	1	And_tuf_metaseds	8.6	Strong	4.6	<0.01	4.6	143	143	0.77	0.72	80	71	0.50	0.42
	FLBW6-08	PM-DH-04	210	211	1	And_tuf_metaseds	8.8	Strong	6.0	0.010	6.0	186	186	1.8	1.8	152	147	0.79	0.82
	FLBW6-09	PM-DH-04	157.96	159.16	1.2	And_tuf_metaseds	8.7	Strong	3.5	0.010	3.5	109	109	0.87	0.83	69	89	0.81	0.63
	FLBW6-10	SP-ARD-001	12	13.3	1.3	TRA	8.5	Strong	6.6	0.020	6.5	204	205	2.8	2.5	210	176	0.86	1.0
Weighted Average Composition <sup>(8)</sup>							8.6	--	4.8	0.011	4.8	149	149	1.6	1.4	120	123	0.82	0.81
FLB W8	FLBW8-01	PM-DH-04	36	37	1	And_tuf_metaseds	9.1	Strong	1.4	0.020	1.4	43	43	2.6	2.1	172	168	4.0	4.0
	FLBW8-02	PM-DH-04	59	60	1	And_tuf_metaseds	8.9	Strong	0.70	0.010	0.7	22	22	1.4	1.3	109	134	6.2	5.1
	FLBW8-03	SP-ARD-002	11	12	1	And_tuf_metaseds	9.0	Strong	1.81	0.020	1.8	56	57	3.7	2.0	169	178	3.2	3.0
	FLBW8-04	SP-ARD-002	63	64	1	TRA	9.7	Strong	0.97	0.020	1.0	30	30	2.8	2.4	203	180	6.1	6.8
	FLBW8-05	SP-ARD-002	55	56	1	TRA	9.3	Strong	1.3	0.030	1.3	40	41	3.0	2.9	245	174	4.3	6.1
	FLBW8-06	SP-ARD-003	53	54	1	VEX	9.5	Strong	0.91	<0.01	0.9	28	28	1.3	1.3	107	113	4.0	3.7
	FLBW8-07	PM-DH-04	109	110	1	And_tuf_metaseds	9.3	Strong	0.42	0.010	0.4	13	13	1.5	1.4	119	141	1.1	9.3
	FLBW8-08	PM-DH-04	112	113	1	And_tuf_metaseds	9.1	Strong	0.40	0.010	0.4	12	13	1.9	1.9	155	165	14	13
	FLBW8-09	PM-DH-04	15	16	1	And_tuf_metaseds	9.3	Strong	0.57	0.040	0.5	17	18	2.9	2.7	225	191	12	14
	FLBW8-10	PM-DH-04	5	6	1	And_tuf_metaseds	8.6	Moderate	1.4	0.010	1.4	45	45	3.3	3.2	269	162	3.6	5.0
Weighted Average Composition <sup>(8)</sup>							9.1	--	0.99	0.018	1.0	30	31	2.4	2.1	177	161	5.3	5.82

Notes

- (1) Total S measured by Leco furnace. Sulphate S measured by HCl leach. Sulphide S calculated by difference (Total S - Sulphate S = Sulphide S)
- (2) Acid Potential calculated as 31.25\*Sulphide S by difference
- (3) Maximum Potential Acidity, calculated as 31.25\*Total S by Leco furnace
- (4) Total Carbon measured by Leco furnace. Total Inorganic Carbon, measured by HCl leach and Leco furnace
- (5) Carbonate Neutralization Potential, calculated from TIC (TIC\*10<sup>3</sup>/(100\*12.01))+CarbNP
- (6) Sobek Neutralization Potential
- (7) NPR calculated as NP/AP. CarbNP calculated as CarbNP/AP.
- (8) Weighted average composition for each barrel based on the interval length of individual grab samples

Table B-2: Summary of Metal Leaching and Acid Rock Drainage Characteristics for the FLB Tests

FLB ID	Sample ID	Drillhole	From m	To m	Interval m	Lithology	Paste pH		Total S <sup>(1)</sup> wt%	S <sub>ox</sub> S <sup>(1)</sup> wt%	Sulphide S <sup>(1)</sup> wt%	AP <sup>(2)</sup> lg CaCO <sub>3</sub> /t	MPA <sup>(3)</sup> lg CaCO <sub>3</sub> /t	Total C <sup>(4)</sup> %C	TIC <sup>(5)</sup> %C	CarbNP <sup>(6)</sup> lg CaCO <sub>3</sub> /t	NPR <sup>(7)</sup> lg CaCO <sub>3</sub> /t	NPR <sup>(8)</sup> NPIAP	CarbNPR <sup>(8)</sup> CarbNPIAP
							pH Units	Fizz Rating											
							0.01	N/A											
FLB W9	FLBW9-01	PM-DH-02	393	394	1	And_tuf_metaseds	9.5	Strong	0.45	0.020	0.4	13	14	0.8	0.74	62	92	6.8	4.6
	FLBW9-02	PM-DH-04	53.53	54.23	0.7	And_tuf_metaseds	8.8	Strong	0.68	0.010	0.7	21	21	1.7	1.7	144	152	7.3	6.9
	FLBW9-03	PM-DH-04	386	387	1	And_tuf_metaseds	9.4	Strong	0.59	0.010	0.6	18	18	1.7	1.8	152	138	7.6	8.4
	FLBW9-04	PM-DH-01	413	414	1	And_tuf_metaseds	8.5	Strong	0.62	0.030	0.6	18	19	1.3	1.2	98	116	6.3	5.3
	FLBW9-05	PM-DH-02	373	374	1	And_tuf_metaseds	9.5	Strong	0.51	0.010	0.5	16	16	1.2	1.1	93	112	7.1	6.0
	FLBW9-06	PM-DH-01	415	416	1	And_tuf_metaseds	8.6	Strong	1.4	0.030	1.3	41	42	1.2	1.1	95	97	2.3	2.3
	FLBW9-07	PM-DH-02	396	399	1	And_tuf_metaseds	9.9	Strong	0.31	0.020	0.3	9	10	0.88	0.82	68	94	10	7.5
	FLBW9-08	PM-DH-01	431	432	1	And_tuf_metaseds	9.7	Strong	0.48	0.010	0.5	15	15	1.4	1.4	118	135	9.2	8.1
	FLBW9-09	PM-DH-02	377	378	1	And_tuf_metaseds	9.3	Strong	0.90	-0.010	0.9	28	28	1.5	1.5	127	130	4.7	4.6
	FLBW9-10	PM-DH-01	446	447	1	And_tuf_metaseds	5.7	Strong	0.67	0.030	0.6	20	21	0.88	0.88	73	89	4.4	3.7
Weighted Average Composition <sup>(8)</sup>							9.0	--	0.66	0.018	0.6	20	20	1.2	1.2	102	114	5.7	5.1
FLB W10	FLBW10-01	PM-DH-01	449	450	1	And_tuf_metaseds	9.0	Strong	1.7	0.030	1.7	52	53	1.0	0.92	77	102	2.0	1.5
	FLBW10-02	PM-DH-01	436	436	1	And_tuf_metaseds	9.1	Strong	3.2	0.030	3.1	98	98	1.1	0.98	82	105	1.1	0.8
	FLBW10-03	PM-DH-02	403	404	1	And_tuf_metaseds	8.8	Strong	2.0	0.030	1.9	60	61	1.2	1.2	96	108	1.8	1.6
	FLBW10-04	PM-DH-04	344	345	1	And_tuf_metaseds	9.6	Strong	0.81	0.020	0.8	25	25	1.9	1.8	152	153	6.2	6.1
	FLBW10-05	PM-DH-02	375	376	1	And_tuf_metaseds	8.5	Strong	4.6	-0.01	4.6	145	145	1.1	1.0	86	105	0.73	0.6
	FLBW10-06	PM-DH-01	417	418	1	And_tuf_metaseds	8.9	Strong	3.4	0.030	3.4	105	106	1.1	1.1	90	108	1.0	0.9
	FLBW10-07	PM-DH-01	424	425	1	And_tuf_metaseds	8.9	Strong	2.1	0.020	2.1	65	66	1.0	1.0	87	106	1.6	1.3
	FLBW10-08	PM-DH-01	405	406	1	And_tuf_metaseds	8.8	Strong	1.9	0.030	1.9	59	60	1.1	1.1	93	109	1.9	1.6
	FLBW10-09	PM-DH-01	389	390	1	And_tuf_metaseds	8.8	Strong	2.1	0.020	2.0	64	64	1.0	0.91	76	97	1.5	1.2
	FLBW10-10	PM-DH-01	363	364	1	And_tuf_metaseds	5.7	Strong	2.0	0.020	1.9	61	61	1.4	1.4	113	117	1.9	1.9
Weighted Average Composition <sup>(8)</sup>							8.8	--	2.4	0.024	2.3	73	74	1.2	1.1	95	111	1.5	1.3
FLB W11	FLBW11-01	PM-DH-04	11	12	1	And_tuf_metaseds	8.6	Moderate	1.3	0.020	1.2	38	39	1.6	1.5	125	111	2.9	3.2
	FLBW11-02	PM-DH-04	383	384	1	And_tuf_metaseds	9.4	Strong	2.0	0.010	2.0	63	63	1.3	1.0	84	109	1.7	1.3
	FLBW11-03	PM-DH-02	413	414	1	And_tuf_metaseds	9.6	Strong	1.6	0.020	1.6	51	51	1.1	1.1	88	111	2.2	1.7
	FLBW11-04	PM-DH-04	144	145	1	And_tuf_metaseds	9.7	Strong	0.9	0.010	0.9	29	29	0.91	0.96	80	94	3.2	2.8
	FLBW11-05	PM-DH-04	196	196.65	0.65	And_tuf_metaseds	9.5	Strong	2.1	0.010	2.1	64	65	2.5	2.1	174	190	2.9	2.7
	FLBW11-06	SP-ARD-002	17	17.6	0.6	TRA	9.4	Moderate	1.7	0.010	1.7	53	53	2.1	1.9	158	145	2.8	3.0
	FLBW11-07	SP-ARD-002	78	79	1	TRA	9.7	Strong	1.4	-0.01	1.4	43	43	1.3	1.2	103	102	2.4	2.4
	FLBW11-08	SP-ARD-001	45	46	1	VBX	9.4	Strong	1.6	0.010	1.6	50	50	1.4	1.4	115	124	2.5	2.3
	FLBW11-09	SM20-002	111	112	1	VBX	9.1	Moderate	0.77	-0.01	0.8	24	24	0.28	0.39	33	35	1.4	1.3
	FLBW11-10	SM20-002	145	146	1	TRA	9.3	Strong	1.7	0.020	1.6	51	52	1.4	1.1	88	106	2.1	1.7
Weighted Average Composition <sup>(8)</sup>							9.2	--	1.5	0.013	1.5	46	46	1.3	1.2	101	110	2.4	2.2

Notes

- (1) Total S measured by Leco furnace. Sulphate S measured by HCl leach. Sulphide S calculated by difference (Total S - Sulphate S = Sulphide S)
- (2) Acid Potential calculated as 31.25\*Sulphide S by difference
- (3) Maximum Potential Acidity, calculated as 31.25\*Total S by Leco furnace
- (4) Total Carbon measured by Leco furnace. Total Inorganic Carbon, measured by HCl leach and Leco furnace
- (5) Carbonate Neutralization Potential, calculated from TIC (TIC\*(100/12.01)-CarbNP)
- (6) Sobek Neutralization Potential
- (7) NPR calculated as NPIAP. CarbNP calculated as CarbNPIAP.
- (8) Weighted average composition for each barrel based on the interval length of individual grab samples



Table B-3: Elemental Content - FLB Tests

Sample ID	FLB ID	Drillhole	From	To	Interval	Lithology	Silver (Ag)	Aluminum (Al)	Arsenic (As)	Boron (B)	Barium (Ba)	Beryllium (Be)	Bismuth (Bi)
							ppm 0.01	% 0.01	ppm 0.1	ppm 10	ppm 10	ppm 0.05	ppm 0.01
<b>10x Crustal Abundance Screening Value (Price 1997)</b>							0.75	--	18	100	4250	30	0.085
FLBW1-01	FLB W1	SM20-001	151	152	1	VBX	1.3	0.28	46	<10	186	0.20	0.38
FLBW1-02	FLB W1	SM20-001	176	177	1	VBX	0.35	0.65	25	<10	239	0.36	0.23
FLBW1-03	FLB W1	SM20-002	183	184	1	VBX	0.66	0.50	178	10	97	0.47	0.42
FLBW1-04	FLB W1	SM20-002	198	199	1	VBX	0.57	0.52	137	14	184	0.91	0.92
FLBW1-05	FLB W1	PM-DH-02	183	184	1	VBX	2.3	1.4	100	<10	115	1.1	1.8
FLBW1-06	FLB W1	SM20-002	162	163	1	VBX	0.15	0.44	71	<10	111	0.41	0.23
FLBW1-07	FLB W1	SM20-002	223	224	1	VBX	0.27	0.53	50	12	234	0.41	0.42
FLBW1-08	FLB W1	SM20-002	213	214	1	VBX	1.1	0.75	104	<10	154	0.69	0.94
FLBW1-09	FLB W1	SM20-002	224	225	1	VBX	0.53	0.49	75	11	112	0.40	0.62
FLBW1-10	FLB W1	SM20-002	228	229	1	VBX	1.6	0.88	145	11	156	0.60	0.49
<b>Weighted Average Composition</b>							0.88	0.65	93	11	159	0.55	0.64
FLBW2-01	FLB W2	PM-DH-03	267	268	1	TRA	3.0	0.66	13	10	286	0.61	0.55
FLBW2-02	FLB W2	SM20-001	245	246	1	TRA	1.2	1.1	28	12	146	0.34	0.35
FLBW2-03	FLB W2	SM20-001	276	277	1	TRA	1.2	0.65	29	11	200	0.42	0.37
FLBW2-04	FLB W2	SM20-001	286	287	1	TRA	6.5	0.63	21	<10	234	0.50	0.22
FLBW2-05	FLB W2	SM20-001	290	291	1	TRA	3.1	0.81	48	<10	173	0.62	0.69
FLBW2-06	FLB W2	SM20-001	336	337	1	TRA	0.92	1.9	42	<10	82	0.57	0.070
FLBW2-07	FLB W2	SM20-001	125	126	1	TRA	1.7	0.85	81	11	352	0.74	0.60
FLBW2-08	FLB W2	SM20-001	52	53	1	TRA	0.97	1.2	63	<10	331	0.82	0.62
FLBW2-09	FLB W2	SM20-001	204	205	1	TRA	1.6	0.24	36	11	185	0.21	0.47
FLBW2-10	FLB W2	SM20-001	206	207	1	TRA	1.3	0.31	29	11	231	0.23	0.51
<b>Weighted Average Composition</b>							2.1	0.84	39	11	222	0.51	0.45
FLBW3-01	FLB W3	SP-ARD-002	38	39	1	TRA	0.25	0.24	148	<10	41	0.25	0.11
FLBW3-02	FLB W3	SP-ARD-002	56	57	1	TRA	0.18	1.0	113	<10	33	0.37	0.040
FLBW3-03	FLB W3	SP-ARD-002	58	59	1	TRA	0.40	1.3	108	<10	54	0.37	0.070
FLBW3-04	FLB W3	SP-ARD-001	58	59	1	TRA	0.10	1.5	42	<10	100	0.67	0.030
FLBW3-05	FLB W3	SP-ARD-001	78	79	1	TRA	0.12	1.0	45	<10	50	0.57	0.050
FLBW3-06	FLB W3	SP-ARD-003	41	42	1	TRA	0.34	0.20	79	<10	127	0.50	0.47
FLBW3-07	FLB W3	SP-ARD-003	17	18	1	TRA	0.41	0.20	85	<10	179	0.36	0.38
FLBW3-08	FLB W3	SP-ARD-003	23	24	1	TRA	0.34	0.19	78	<10	227	0.57	0.42
FLBW3-09	FLB W3	SP-ARD-003	25	26	1	TRA	0.30	0.20	71	<10	175	0.68	0.37
FLBW3-10	FLB W3	SP-ARD-003	32	33	1	TRA	0.45	0.19	70	<10	245	0.42	0.45
<b>Weighted Average Composition</b>							0.29	0.60	84	10	123	0.48	0.24
FLBW4-01	FLB W4	PM-DH-04	33	34	1	And_tuf_metaseds	0.060	1.6	35	<10	11	0.43	<0.01
FLBW4-02	FLB W4	PM-DH-04	46	47	1	And_tuf_metaseds	0.15	3.3	55	<10	11	0.19	0.030
FLBW4-03	FLB W4	PM-DH-02	432	433	1	And_tuf_metaseds	0.19	3.5	28	<10	177	0.10	0.040
FLBW4-04	FLB W4	PM-DH-02	410	411	1	And_tuf_metaseds	0.90	3.0	19	<10	165	0.32	0.030
FLBW4-05	FLB W4	PM-DH-04	87	88	1	And_tuf_metaseds	0.30	1.2	15	<10	102	0.42	0.060
FLBW4-06	FLB W4	PM-DH-04	71	72	1	And_tuf_metaseds	0.070	3.7	21	<10	32	0.18	0.040
FLBW4-07	FLB W4	PM-DH-04	82	83	1	And_tuf_metaseds	0.040	3.8	18	<10	73	0.18	0.070
FLBW4-08	FLB W4	PM-DH-04	91	92	1	And_tuf_metaseds	0.070	2.2	51	<10	43	0.12	0.010
FLBW4-09	FLB W4	PM-DH-04	102	103	1	And_tuf_metaseds	0.060	2.5	36	<10	82	0.21	0.020
FLBW4-10	FLB W4	PM-DH-04	176	177	1	And_tuf_metaseds	0.050	4.1	24	<10	38	0.37	0.020
<b>Weighted Average Composition</b>							0.19	2.9	30	10	73	0.25	0.033
FLBW6-01	FLB W6	PM-DH-04	301	302	1	VBX	0.78	0.99	89	<10	93	0.50	0.040
FLBW6-02	FLB W6	PM-DH-03	333	333.89	0.89	And_tuf_metaseds	0.80	0.63	54	<10	85	0.30	0.10
FLBW6-03	FLB W6	PM-DH-01	82.34	83.2	0.86	And_tuf_metaseds	1.1	0.95	71	<10	70	0.43	0.10
FLBW6-04	FLB W6	SP-ARD-001	40	40.7	0.7	And_tuf_metaseds	0.73	0.23	51	<10	31	0.30	0.050
FLBW6-05	FLB W6	PM-DH-04	183	184	1	And_tuf_metaseds	1.1	1.1	164	<10	52	0.26	0.12
FLBW6-06	FLB W6	PM-DH-04	178.46	179.3	0.84	And_tuf_metaseds	0.97	1.3	176	<10	87	0.35	0.32
FLBW6-07	FLB W6	PM-DH-04	165	166	1	And_tuf_metaseds	0.50	0.69	118	<10	108	0.19	0.10
FLBW6-08	FLB W6	PM-DH-04	210	211	1	And_tuf_metaseds	0.97	2.4	142	10	106	0.82	0.040
FLBW6-09	FLB W6	PM-DH-04	157.96	159.16	1.2	And_tuf_metaseds	0.23	0.86	146	<10	94	0.37	0.17
FLBW6-10	FLB W6	SP-ARD-001	12	13.3	1.3	TRA	0.57	0.87	136	<10	74	0.57	0.050
<b>Weighted Average Composition</b>							0.75	1.0	118	10	82	0.42	0.11

**Notes**

Cells highlighted in red are greater than the average crustal abundance screening value from Price 1997  
 Weighted average composition for each barrel based on the interval length of individual grab samples



Table B-3: Elemental Content - FLB Tests

Sample ID	FLB ID	Drillhole	From	To	Interval	Lithology	Silver (Ag)	Aluminum (Al)	Arsenic (As)	Boron (B)	Barium (Ba)	Beryllium (Be)	Bismuth (Bi)
							ppm	%	ppm	ppm	ppm	ppm	ppm
							0.01	0.01	0.1	10	10	0.05	0.01
<b>10x Crustal Abundance Screening Value (Price 1997)</b>							0.75	--	18	100	4250	30	0.085
FLBW8-01	FLB W8	PM-DH-04	36	37	1	And_tuf_metaseds	0.070	0.92	81	<10	21	0.44	0.020
FLBW8-02	FLB W8	PM-DH-04	59	60	1	And_tuf_metaseds	0.14	3.9	39	<10	13	0.27	<0.01
FLBW8-03	FLB W8	SP-ARD-002	11	12	1	And_tuf_metaseds	0.11	0.85	81	<10	38	0.27	0.050
FLBW8-04	FLB W8	SP-ARD-002	63	64	1	TRA	0.23	1.8	188	<10	62	0.47	0.030
FLBW8-05	FLB W8	SP-ARD-002	55	56	1	TRA	0.13	1.7	75	<10	61	0.43	0.070
FLBW8-06	FLB W8	SP-ARD-003	53	54	1	VBX	0.13	1.1	62	12	164	0.44	0.36
FLBW8-07	FLB W8	PM-DH-04	109	110	1	And_tuf_metaseds	0.15	4.0	52	<10	139	0.25	0.15
FLBW8-08	FLB W8	PM-DH-04	112	113	1	And_tuf_metaseds	0.12	4.0	59	<10	58	0.20	0.040
FLBW8-09	FLB W8	PM-DH-04	15	16	1	And_tuf_metaseds	0.13	0.71	49	<10	37	0.56	0.010
FLBW8-10	FLB W8	PM-DH-04	5	6	1	And_tuf_metaseds	0.16	0.44	136	<10	21	0.94	0.030
<b>Weighted Average Composition</b>							0.14	1.9	82	10	61	0.43	0.077
FLBW9-01	FLB W9	PM-DH-02	393	394	1	And_tuf_metaseds	0.19	3.0	8.9	<10	208	0.12	0.030
FLBW9-02	FLB W9	PM-DH-04	53.53	54.23	0.7	And_tuf_metaseds	0.10	2.9	27	<10	16	0.20	<0.01
FLBW9-03	FLB W9	PM-DH-04	386	387	1	And_tuf_metaseds	0.12	1.7	12	<10	56	0.23	0.070
FLBW9-04	FLB W9	PM-DH-01	413	414	1	And_tuf_metaseds	0.15	1.0	10	<10	355	0.73	0.32
FLBW9-05	FLB W9	PM-DH-02	373	374	1	And_tuf_metaseds	0.24	2.4	14	<10	191	0.23	0.11
FLBW9-06	FLB W9	PM-DH-01	415	416	1	And_tuf_metaseds	0.23	0.98	10	<10	279	0.66	0.32
FLBW9-07	FLB W9	PM-DH-02	398	399	1	And_tuf_metaseds	0.40	2.7	11	<10	247	0.21	0.020
FLBW9-08	FLB W9	PM-DH-01	431	432	1	And_tuf_metaseds	0.12	2.0	21	<10	146	0.45	0.13
FLBW9-09	FLB W9	PM-DH-02	377	378	1	And_tuf_metaseds	0.16	1.7	12	<10	176	0.31	0.16
FLBW9-10	FLB W9	PM-DH-01	446	447	1	And_tuf_metaseds	0.11	1.0	7.4	<10	329	0.64	0.88
<b>Weighted Average Composition</b>							0.18	1.9	13	10	206	0.38	0.21
FLBW10-01	FLB W10	PM-DH-01	449	450	1	And_tuf_metaseds	0.13	1.2	12	<10	277	0.71	1.9
FLBW10-02	FLB W10	PM-DH-01	435	436	1	And_tuf_metaseds	0.44	1.1	21	<10	157	0.59	0.61
FLBW10-03	FLB W10	PM-DH-02	403	404	1	And_tuf_metaseds	0.19	0.97	16	<10	266	0.59	0.38
FLBW10-04	FLB W10	PM-DH-04	344	345	1	And_tuf_metaseds	0.27	1.1	30	<10	96	0.32	0.040
FLBW10-05	FLB W10	PM-DH-02	375	376	1	And_tuf_metaseds	0.48	1.1	41	<10	114	0.22	0.40
FLBW10-06	FLB W10	PM-DH-01	417	418	1	And_tuf_metaseds	0.34	0.88	23	<10	169	0.54	0.67
FLBW10-07	FLB W10	PM-DH-01	424	425	1	And_tuf_metaseds	0.35	1.5	14	<10	251	0.88	0.51
FLBW10-08	FLB W10	PM-DH-01	405	406	1	And_tuf_metaseds	0.28	0.96	13	<10	235	0.64	0.49
FLBW10-09	FLB W10	PM-DH-01	389	390	1	And_tuf_metaseds	0.66	0.83	14	<10	212	0.56	0.32
FLBW10-10	FLB W10	PM-DH-01	363	364	1	And_tuf_metaseds	0.82	0.83	19	<10	215	0.47	0.56
<b>Weighted Average Composition</b>							0.40	1.0	20	10	199	0.55	0.59
FLBW11-01	FLB W11	PM-DH-04	11	12	1	And_tuf_metaseds	0.10	1.7	120	<10	40	1.2	0.030
FLBW11-02	FLB W11	PM-DH-04	383	384	1	And_tuf_metaseds	0.16	1.3	59	<10	65	0.32	0.090
FLBW11-03	FLB W11	PM-DH-02	413	414	1	And_tuf_metaseds	3.6	2.8	21	<10	176	0.59	0.030
FLBW11-04	FLB W11	PM-DH-04	144	145	1	And_tuf_metaseds	0.17	2.3	27	<10	85	0.67	0.040
FLBW11-05	FLB W11	PM-DH-04	196	196.85	0.85	And_tuf_metaseds	0.59	2.7	75	<10	163	0.68	0.020
FLBW11-06	FLB W11	SP-ARD-002	17	17.6	0.6	TRA	0.39	0.42	76	<10	57	0.24	0.46
FLBW11-07	FLB W11	SP-ARD-002	78	79	1	TRA	0.52	0.45	92	<10	122	0.30	0.47
FLBW11-08	FLB W11	SP-ARD-001	45	46	1	VBX	0.32	0.98	43	<10	44	0.65	0.080
FLBW11-09	FLB W11	SM20-002	111	112	1	VBX	0.77	0.75	59	<10	160	0.57	0.33
FLBW11-10	FLB W11	SM20-002	145	146	1	TRA	0.14	0.93	94	<10	122	0.44	0.15
<b>Weighted Average Composition</b>							0.68	1.4	66	10	104	0.57	0.16

**Notes**

Cells highlighted in red are greater than the average crustal abundance screening value from Price 1997  
 Weighted average composition for each barrel based on the interval length of individual grab samples



Table B-3: Elemental Content - FLB Tests

Sample ID	FLB ID	Drillhole	From	To	Interval	Lithology	Calcium (Ca)	Cadmium (Cd)	Cerium (Ce)	Cobalt (Co)	Chromium (Cr)	Cesium (Cs)	Copper (Cu)
							%	ppm	ppm	ppm	ppm	ppm	ppm
							0.01	0.01	0.02	0.1	1	0.05	0.2
<b>10x Crustal Abundance Screening Value (Price 1997)</b>							--	1.5	--	250	1020	--	600
FLBW1-01	FLB W1	SM20-001	151	152	1	VBX	0.15	0.17	33	18	21	0.34	49
FLBW1-02	FLB W1	SM20-001	176	177	1	VBX	0.31	0.070	164	13	23	1.3	25
FLBW1-03	FLB W1	SM20-002	183	184	1	VBX	0.14	2.6	89	37	21	2.4	68
FLBW1-04	FLB W1	SM20-002	198	199	1	VBX	0.31	0.21	418	14	21	4.2	17
FLBW1-05	FLB W1	PM-DH-02	183	184	1	VBX	0.060	1.7	92	34	58	13	105
FLBW1-06	FLB W1	SM20-002	162	163	1	VBX	0.78	0.050	103	13	25	5.4	19
FLBW1-07	FLB W1	SM20-002	223	224	1	VBX	0.28	0.060	65	17	22	4.0	34
FLBW1-08	FLB W1	SM20-002	213	214	1	VBX	0.18	0.23	93	21	16	4.2	40
FLBW1-09	FLB W1	SM20-002	224	225	1	VBX	0.20	0.14	55	25	19	2.5	35
FLBW1-10	FLB W1	SM20-002	228	229	1	VBX	0.11	0.31	53	25	21	5.6	67
<b>Weighted Average Composition</b>							0.25	0.55	116	22	25	4.4	46
FLBW2-01	FLB W2	PM-DH-03	267	268	1	TRA	0.23	0.57	59	6.7	40	7.2	57
FLBW2-02	FLB W2	SM20-001	245	246	1	TRA	0.040	0.080	114	27	28	7.7	23
FLBW2-03	FLB W2	SM20-001	276	277	1	TRA	0.17	0.37	150	15	33	5.1	45
FLBW2-04	FLB W2	SM20-001	286	287	1	TRA	0.090	0.43	57	8.7	35	4.3	30
FLBW2-05	FLB W2	SM20-001	290	291	1	TRA	0.13	0.56	229	20	31	6.5	96
FLBW2-06	FLB W2	SM20-001	336	337	1	TRA	0.28	0.18	41	48	49	20	69
FLBW2-07	FLB W2	SM20-001	125	126	1	TRA	0.060	0.64	121	14	40	6.6	28
FLBW2-08	FLB W2	SM20-001	52	53	1	TRA	0.020	0.78	105	15	30	8.2	12
FLBW2-09	FLB W2	SM20-001	204	205	1	TRA	0.040	0.17	101	4.7	27	0.43	12
FLBW2-10	FLB W2	SM20-001	206	207	1	TRA	0.030	0.030	85	5.2	27	0.89	12
<b>Weighted Average Composition</b>							0.11	0.38	106	16	34	6.7	38
FLBW3-01	FLB W3	SP-ARD-002	38	39	1	TRA	5.4	0.050	28	45	27	1.2	67
FLBW3-02	FLB W3	SP-ARD-002	56	57	1	TRA	6.1	0.060	14	39	46	11	69
FLBW3-03	FLB W3	SP-ARD-002	58	59	1	TRA	4.5	0.27	18	44	54	14	68
FLBW3-04	FLB W3	SP-ARD-001	58	59	1	TRA	4.1	0.050	33	25	28	17	36
FLBW3-05	FLB W3	SP-ARD-001	78	79	1	TRA	6.5	0.090	30	25	22	14	63
FLBW3-06	FLB W3	SP-ARD-003	41	42	1	TRA	3.4	0.68	116	10	15	0.59	25
FLBW3-07	FLB W3	SP-ARD-003	17	18	1	TRA	2.7	0.53	132	6.9	18	0.78	24
FLBW3-08	FLB W3	SP-ARD-003	23	24	1	TRA	2.6	0.44	159	6.6	16	0.48	20
FLBW3-09	FLB W3	SP-ARD-003	25	26	1	TRA	3.7	0.57	158	6.5	14	0.48	18
FLBW3-10	FLB W3	SP-ARD-003	32	33	1	TRA	2.6	0.81	151	6.1	15	0.42	32
<b>Weighted Average Composition</b>							4.2	0.36	84	21	26	6.0	42
FLBW4-01	FLB W4	PM-DH-04	33	34	1	And_tuf_metaseds	4.9	0.050	22	35	22	2.0	6.6
FLBW4-02	FLB W4	PM-DH-04	46	47	1	And_tuf_metaseds	6.0	0.090	28	44	59	1.2	29
FLBW4-03	FLB W4	PM-DH-02	432	433	1	And_tuf_metaseds	2.5	0.090	33	36	137	9.9	56
FLBW4-04	FLB W4	PM-DH-02	410	411	1	And_tuf_metaseds	3.5	0.070	42	40	110	15	143
FLBW4-05	FLB W4	PM-DH-04	87	88	1	And_tuf_metaseds	4.7	0.060	46	22	38	12	75
FLBW4-06	FLB W4	PM-DH-04	71	72	1	And_tuf_metaseds	5.1	0.050	26	31	332	1.1	52
FLBW4-07	FLB W4	PM-DH-04	82	83	1	And_tuf_metaseds	4.3	0.040	16	39	183	13	34
FLBW4-08	FLB W4	PM-DH-04	91	92	1	And_tuf_metaseds	7.5	0.070	16	45	125	2.9	65
FLBW4-09	FLB W4	PM-DH-04	102	103	1	And_tuf_metaseds	4.9	0.040	14	35	171	21	13
FLBW4-10	FLB W4	PM-DH-04	176	177	1	And_tuf_metaseds	3.9	0.050	11	46	153	18	126
<b>Weighted Average Composition</b>							4.7	0.061	25	37	133	9.6	60
FLBW6-01	FLB W6	PM-DH-04	301	302	1	VBX	3.1	0.17	41	21	45	8.2	49
FLBW6-02	FLB W6	PM-DH-03	333	333.89	0.89	And_tuf_metaseds	4.5	0.17	33	30	47	3.2	47
FLBW6-03	FLB W6	PM-DH-01	82.34	83.2	0.86	And_tuf_metaseds	2.6	0.070	43	55	48	7.2	55
FLBW6-04	FLB W6	SP-ARD-001	40	40.7	0.7	And_tuf_metaseds	3.3	1.4	24	16	63	0.55	38
FLBW6-05	FLB W6	PM-DH-04	183	184	1	And_tuf_metaseds	2.5	0.050	43	37	40	18	74
FLBW6-06	FLB W6	PM-DH-04	178.46	179.3	0.84	And_tuf_metaseds	4.6	1.0	37	36	54	33	90
FLBW6-07	FLB W6	PM-DH-04	165	166	1	And_tuf_metaseds	2.5	0.15	48	29	29	4.4	35
FLBW6-08	FLB W6	PM-DH-04	210	211	1	And_tuf_metaseds	3.9	0.11	17	56	95	42	93
FLBW6-09	FLB W6	PM-DH-04	157.96	159.16	1.2	And_tuf_metaseds	2.3	0.040	45	32	39	6.1	48
FLBW6-10	FLB W6	SP-ARD-001	12	13.3	1.3	TRA	4.9	0.43	22	39	26	24	37
<b>Weighted Average Composition</b>							3.4	0.32	35	35	47	15	56

**Notes**

Cells highlighted in red are greater than the average crustal abundance screening value from Price 1997

Weighted average composition for each barrel based on the interval length of individual grab samples



Table B-3: Elemental Content - FLB Tests

Sample ID	FLB ID	Drillhole	From	To	Interval	Lithology	Calcium	Cadmium	Cerium	Cobalt	Chromium	Cesium	Copper
							(Ca)	(Cd)	(Ce)	(Co)	(Cr)	(Cs)	(Cu)
							%	ppm	ppm	ppm	ppm	ppm	ppm
							0.01	0.01	0.02	0.1	1	0.05	0.2
<b>10x Crustal Abundance Screening Value (Price 1997)</b>							--	1.5	--	250	1020	--	600
FLBW8-01	FLB W8	PM-DH-04	36	37	1	And_tuf_metaseds	4.3	0.080	22	40	28	3.3	18
FLBW8-02	FLB W8	PM-DH-04	59	60	1	And_tuf_metaseds	4.3	0.060	20	35	129	1.1	62
FLBW8-03	FLB W8	SP-ARD-002	11	12	1	And_tuf_metaseds	5.9	0.11	19	37	39	12	89
FLBW8-04	FLB W8	SP-ARD-002	63	64	1	TRA	4.5	0.080	11	54	65	17	57
FLBW8-05	FLB W8	SP-ARD-002	55	56	1	TRA	5.1	0.060	14	50	68	18	112
FLBW8-06	FLB W8	SP-ARD-003	53	54	1	VBX	3.7	0.040	63	16	34	16	30
FLBW8-07	FLB W8	PM-DH-04	109	110	1	And_tuf_metaseds	4.5	0.040	73	47	200	35	75
FLBW8-08	FLB W8	PM-DH-04	112	113	1	And_tuf_metaseds	5.7	0.060	22	56	190	11	124
FLBW8-09	FLB W8	PM-DH-04	15	16	1	And_tuf_metaseds	4.6	0.070	40	32	29	16	16
FLBW8-10	FLB W8	PM-DH-04	5	6	1	And_tuf_metaseds	5.3	0.12	20	41	29	6.9	121
<b>Weighted Average Composition</b>							4.8	0.072	30	41	81	14	70
FLBW9-01	FLB W9	PM-DH-02	393	394	1	And_tuf_metaseds	2.6	0.020	39	31	77	9.3	61
FLBW9-02	FLB W9	PM-DH-04	53.53	54.23	0.7	And_tuf_metaseds	4.9	0.080	22	34	117	1.5	38
FLBW9-03	FLB W9	PM-DH-04	386	387	1	And_tuf_metaseds	3.6	0.040	42	32	48	6.2	49
FLBW9-04	FLB W9	PM-DH-01	413	414	1	And_tuf_metaseds	4.0	0.040	83	14	44	14	53
FLBW9-05	FLB W9	PM-DH-02	373	374	1	And_tuf_metaseds	3.4	0.080	48	33	71	14	69
FLBW9-06	FLB W9	PM-DH-01	415	416	1	And_tuf_metaseds	3.5	0.10	78	14	44	13	47
FLBW9-07	FLB W9	PM-DH-02	398	399	1	And_tuf_metaseds	2.9	0.050	41	29	76	15	102
FLBW9-08	FLB W9	PM-DH-01	431	432	1	And_tuf_metaseds	4.3	0.070	85	27	35	38	41
FLBW9-09	FLB W9	PM-DH-02	377	378	1	And_tuf_metaseds	4.0	0.030	64	24	59	9.1	39
FLBW9-10	FLB W9	PM-DH-01	446	447	1	And_tuf_metaseds	2.8	0.020	68	13	34	9.4	41
<b>Weighted Average Composition</b>							3.6	0.052	58	25	59	13	55
FLBW10-01	FLB W10	PM-DH-01	449	450	1	And_tuf_metaseds	3.3	0.030	84	14	35	10	40
FLBW10-02	FLB W10	PM-DH-01	435	436	1	And_tuf_metaseds	3.4	0.13	63	27	38	9.0	61
FLBW10-03	FLB W10	PM-DH-02	403	404	1	And_tuf_metaseds	3.9	0.090	70	14	33	11	36
FLBW10-04	FLB W10	PM-DH-04	344	345	1	And_tuf_metaseds	3.7	0.070	34	24	37	6.5	78
FLBW10-05	FLB W10	PM-DH-02	375	376	1	And_tuf_metaseds	3.0	0.070	99	34	60	7.6	50
FLBW10-06	FLB W10	PM-DH-01	417	418	1	And_tuf_metaseds	3.4	0.080	76	15	44	12	51
FLBW10-07	FLB W10	PM-DH-01	424	425	1	And_tuf_metaseds	3.3	0.11	81	20	46	17	54
FLBW10-08	FLB W10	PM-DH-01	405	406	1	And_tuf_metaseds	3.6	0.090	81	13	34	8.5	27
FLBW10-09	FLB W10	PM-DH-01	389	390	1	And_tuf_metaseds	3.1	0.18	74	13	33	5.5	23
FLBW10-10	FLB W10	PM-DH-01	363	364	1	And_tuf_metaseds	4.1	0.070	182	14	35	6.7	42
<b>Weighted Average Composition</b>							3.5	0.092	84	19	40	9.4	46
FLBW11-01	FLB W11	PM-DH-04	11	12	1	And_tuf_metaseds	2.4	0.080	22	40	37	39	87
FLBW11-02	FLB W11	PM-DH-04	383	384	1	And_tuf_metaseds	2.7	0.050	48	37	41	5.9	53
FLBW11-03	FLB W11	PM-DH-02	413	414	1	And_tuf_metaseds	3.4	0.28	34	32	70	25	134
FLBW11-04	FLB W11	PM-DH-04	144	145	1	And_tuf_metaseds	2.1	0.020	30	45	137	41	51
FLBW11-05	FLB W11	PM-DH-04	196	196.85	0.85	And_tuf_metaseds	4.8	0.17	12	44	83	48	109
FLBW11-06	FLB W11	SP-ARD-002	17	17.6	0.6	TRA	3.5	0.090	39	40	25	6.4	54
FLBW11-07	FLB W11	SP-ARD-002	78	79	1	TRA	3.2	0.42	42	12	41	3.8	23
FLBW11-08	FLB W11	SP-ARD-001	45	46	1	VBX	3.0	0.090	34	22	42	15	40
FLBW11-09	FLB W11	SM20-002	111	112	1	VBX	1.0	0.050	112	8.8	27	11	31
FLBW11-10	FLB W11	SM20-002	145	146	1	TRA	2.7	0.070	48	33	25	14	49
<b>Weighted Average Composition</b>							2.8	0.13	43	31	53	21	63

**Notes**

Cells highlighted in red are greater than the average crustal abundance screening value from Price 1997  
 Weighted average composition for each barrel based on the interval length of individual grab samples



Table B-3: Elemental Content - FLB Tests

Sample ID	FLB ID	Drillhole	From	To	Interval	Lithology	Iron (Fe)	Gallium (Ga)	Germanium (Ge)	Hafnium (Hf)	Mercury (Hg)	Indium (In)	Potassium (K)
							%	ppm	ppm	ppm	ppm	ppm	%
							0.01	0.05	0.05	0.02	0.005	0.005	0.01
<b>10x Crustal Abundance Screening Value (Price 1997)</b>							56.3	190	15	--	0.85	--	--
FLBW1-01	FLB W1	SM20-001	151	152	1	VBX	2.3	1.1	<0.05	1.1	0.15	<0.005	0.15
FLBW1-02	FLB W1	SM20-001	176	177	1	VBX	2.1	2.8	0.080	1.2	0.13	0.008	0.23
FLBW1-03	FLB W1	SM20-002	183	184	1	VBX	3.4	1.9	0.060	1.8	0.45	0.015	0.29
FLBW1-04	FLB W1	SM20-002	198	199	1	VBX	3.0	4.0	0.17	2.9	0.21	0.009	0.37
FLBW1-05	FLB W1	PM-DH-02	183	184	1	VBX	5.1	8.4	0.12	1.9	0.25	0.030	1.6
FLBW1-06	FLB W1	SM20-002	162	163	1	VBX	1.5	2.5	0.070	1.8	0.051	0.006	0.42
FLBW1-07	FLB W1	SM20-002	223	224	1	VBX	2.1	2.0	0.050	1.8	0.077	<0.005	0.38
FLBW1-08	FLB W1	SM20-002	213	214	1	VBX	3.6	2.3	0.060	2.7	0.23	<0.005	0.37
FLBW1-09	FLB W1	SM20-002	224	225	1	VBX	2.9	1.6	<0.05	1.7	0.19	0.005	0.27
FLBW1-10	FLB W1	SM20-002	228	229	1	VBX	3.8	2.6	0.050	2.1	0.32	0.006	0.50
<b>Weighted Average Composition</b>							3.0	2.9	0.076	1.9	0.21	0.009	0.45
FLBW2-01	FLB W2	PM-DH-03	267	268	1	TRA	1.8	3.4	0.070	2.1	0.19	0.007	0.60
FLBW2-02	FLB W2	SM20-001	245	246	1	TRA	2.5	3.9	0.070	1.4	0.15	0.005	1.1
FLBW2-03	FLB W2	SM20-001	276	277	1	TRA	2.3	3.6	0.090	2.0	0.21	0.006	0.73
FLBW2-04	FLB W2	SM20-001	286	287	1	TRA	1.4	3.0	<0.05	2.5	0.72	<0.005	0.66
FLBW2-05	FLB W2	SM20-001	290	291	1	TRA	2.6	4.3	0.090	2.1	0.68	0.008	0.87
FLBW2-06	FLB W2	SM20-001	336	337	1	TRA	7.7	8.6	0.080	0.65	0.032	0.015	1.8
FLBW2-07	FLB W2	SM20-001	125	126	1	TRA	2.3	5.3	0.10	4.3	0.18	0.014	0.98
FLBW2-08	FLB W2	SM20-001	52	53	1	TRA	2.6	6.3	0.12	5.3	0.12	0.011	1.5
FLBW2-09	FLB W2	SM20-001	204	205	1	TRA	1.1	1.5	<0.05	1.8	0.14	<0.005	0.20
FLBW2-10	FLB W2	SM20-001	206	207	1	TRA	1.1	1.9	<0.05	2.2	0.11	<0.005	0.26
<b>Weighted Average Composition</b>							2.5	4.2	0.077	2.4	0.25	0.0081	0.86
FLBW3-01	FLB W3	SP-ARD-002	38	39	1	TRA	3.2	0.95	<0.05	0.84	0.054	0.011	0.19
FLBW3-02	FLB W3	SP-ARD-002	56	57	1	TRA	5.9	3.3	<0.05	0.88	0.028	0.011	0.87
FLBW3-03	FLB W3	SP-ARD-002	58	59	1	TRA	5.8	3.9	<0.05	0.93	0.052	0.015	1.1
FLBW3-04	FLB W3	SP-ARD-001	58	59	1	TRA	7.5	6.3	0.060	0.92	0.010	0.013	1.3
FLBW3-05	FLB W3	SP-ARD-001	78	79	1	TRA	4.5	3.1	<0.05	1.2	0.041	0.010	0.93
FLBW3-06	FLB W3	SP-ARD-003	41	42	1	TRA	1.6	1.1	0.060	1.2	0.36	<0.005	0.17
FLBW3-07	FLB W3	SP-ARD-003	17	18	1	TRA	1.4	1.2	0.070	1.3	0.34	<0.005	0.18
FLBW3-08	FLB W3	SP-ARD-003	23	24	1	TRA	1.4	1.3	0.080	1.1	0.26	<0.005	0.17
FLBW3-09	FLB W3	SP-ARD-003	25	26	1	TRA	1.4	1.3	0.080	0.96	0.34	<0.005	0.18
FLBW3-10	FLB W3	SP-ARD-003	32	33	1	TRA	1.5	1.2	0.070	0.99	0.45	<0.005	0.17
<b>Weighted Average Composition</b>							3.4	2.4	0.062	1.0	0.19	0.0085	0.53
FLBW4-01	FLB W4	PM-DH-04	33	34	1	And_tuf_metaseds	6.9	5.8	<0.05	0.43	0.010	0.013	0.11
FLBW4-02	FLB W4	PM-DH-04	46	47	1	And_tuf_metaseds	8.1	12	<0.05	0.65	0.027	0.026	0.060
FLBW4-03	FLB W4	PM-DH-02	432	433	1	And_tuf_metaseds	6.4	14	0.090	0.60	0.006	0.036	1.3
FLBW4-04	FLB W4	PM-DH-02	410	411	1	And_tuf_metaseds	5.8	12	0.070	0.85	0.011	0.026	1.6
FLBW4-05	FLB W4	PM-DH-04	87	88	1	And_tuf_metaseds	4.4	4.8	<0.05	1.2	0.009	0.014	0.96
FLBW4-06	FLB W4	PM-DH-04	71	72	1	And_tuf_metaseds	7.2	11	<0.05	0.52	0.022	0.022	0.090
FLBW4-07	FLB W4	PM-DH-04	82	83	1	And_tuf_metaseds	5.9	9.0	<0.05	0.43	0.008	0.013	0.41
FLBW4-08	FLB W4	PM-DH-04	91	92	1	And_tuf_metaseds	4.7	4.8	<0.05	0.34	0.029	0.007	0.22
FLBW4-09	FLB W4	PM-DH-04	102	103	1	And_tuf_metaseds	4.8	6.4	<0.05	0.43	0.019	0.010	0.76
FLBW4-10	FLB W4	PM-DH-04	176	177	1	And_tuf_metaseds	8.1	11	<0.05	0.32	0.021	0.025	0.72
<b>Weighted Average Composition</b>							6.2	9.1	0.056	0.58	0.016	0.019	0.63
FLBW6-01	FLB W6	PM-DH-04	301	302	1	VBX	6.0	4.1	0.050	1.7	0.14	0.021	1.0
FLBW6-02	FLB W6	PM-DH-03	333	333.89	0.89	And_tuf_metaseds	4.3	2.0	<0.05	0.90	0.032	0.006	0.55
FLBW6-03	FLB W6	PM-DH-01	82.34	83.2	0.86	And_tuf_metaseds	7.3	3.9	<0.05	1.2	0.025	0.013	0.91
FLBW6-04	FLB W6	SP-ARD-001	40	40.7	0.7	And_tuf_metaseds	4.5	0.94	<0.05	0.95	0.29	0.025	0.18
FLBW6-05	FLB W6	PM-DH-04	183	184	1	And_tuf_metaseds	6.0	3.4	<0.05	1.9	0.082	0.033	0.82
FLBW6-06	FLB W6	PM-DH-04	178.46	179.3	0.84	And_tuf_metaseds	7.3	5.2	<0.05	0.96	0.21	0.026	1.1
FLBW6-07	FLB W6	PM-DH-04	165	166	1	And_tuf_metaseds	5.3	2.3	<0.05	1.8	0.31	0.008	0.55
FLBW6-08	FLB W6	PM-DH-04	210	211	1	And_tuf_metaseds	9.2	6.2	0.070	0.94	0.12	0.017	2.6
FLBW6-09	FLB W6	PM-DH-04	157.96	159.16	1.2	And_tuf_metaseds	6.0	3.2	<0.05	1.6	0.023	0.012	0.70
FLBW6-10	FLB W6	SP-ARD-001	12	13.3	1.3	TRA	12	3.2	<0.05	1.3	0.060	0.021	0.81
<b>Weighted Average Composition</b>							7.0	3.5	0.052	1.4	0.12	0.018	0.94

**Notes**

Cells highlighted in red are greater than the average crustal abundance screening value from Price 1997  
 Weighted average composition for each barrel based on the interval length of individual grab samples



Table B-3: Elemental Content - FLB Tests

Sample ID	FLB ID	Drillhole	From	To	Interval	Lithology	Iron (Fe)	Gallium (Ga)	Germanium (Ge)	Hafnium (Hf)	Mercury (Hg)	Indium (In)	Potassium (K)
							%	ppm	ppm	ppm	ppm	ppm	%
							0.01	0.05	0.05	0.02	0.005	0.005	0.01
<b>10x Crustal Abundance Screening Value (Price 1997)</b>							56.3	190	15	--	0.85	--	--
FLBW8-01	FLB W8	PM-DH-04	36	37	1	And_tuf_metaseds	6.6	2.8	<0.05	0.66	0.016	0.009	0.22
FLBW8-02	FLB W8	PM-DH-04	59	60	1	And_tuf_metaseds	6.9	12	<0.05	0.38	0.019	0.029	0.060
FLBW8-03	FLB W8	SP-ARD-002	11	12	1	And_tuf_metaseds	7.7	2.4	<0.05	0.95	0.031	0.015	0.48
FLBW8-04	FLB W8	SP-ARD-002	63	64	1	TRA	6.6	3.8	<0.05	0.87	0.028	0.010	1.6
FLBW8-05	FLB W8	SP-ARD-002	55	56	1	TRA	8.8	5.2	<0.05	0.93	0.039	0.028	1.5
FLBW8-06	FLB W8	SP-ARD-003	53	54	1	VBX	2.9	3.5	<0.05	2.4	0.022	0.008	1.1
FLBW8-07	FLB W8	PM-DH-04	109	110	1	And_tuf_metaseds	6.6	9.8	0.060	0.37	0.011	0.017	1.2
FLBW8-08	FLB W8	PM-DH-04	112	113	1	And_tuf_metaseds	6.6	10.0	<0.05	0.22	0.038	0.020	0.45
FLBW8-09	FLB W8	PM-DH-04	15	16	1	And_tuf_metaseds	8.5	3.7	<0.05	0.84	0.019	0.015	0.46
FLBW8-10	FLB W8	PM-DH-04	5	6	1	And_tuf_metaseds	5.6	1.2	<0.05	0.72	0.025	0.010	0.34
<b>Weighted Average Composition</b>							6.7	5.4	0.051	0.83	0.025	0.016	0.73
FLBW9-01	FLB W9	PM-DH-02	393	394	1	And_tuf_metaseds	6.1	15	0.10	0.60	0.012	0.048	1.4
FLBW9-02	FLB W9	PM-DH-04	53.53	54.23	0.7	And_tuf_metaseds	5.4	9.4	<0.05	0.49	0.015	0.017	0.10
FLBW9-03	FLB W9	PM-DH-04	386	387	1	And_tuf_metaseds	5.1	6.5	<0.05	0.77	0.008	0.014	0.74
FLBW9-04	FLB W9	PM-DH-01	413	414	1	And_tuf_metaseds	2.9	5.9	0.070	1.9	<0.0050	0.012	1.0
FLBW9-05	FLB W9	PM-DH-02	373	374	1	And_tuf_metaseds	5.5	11	0.070	0.86	0.011	0.029	1.7
FLBW9-06	FLB W9	PM-DH-01	415	416	1	And_tuf_metaseds	3.1	5.4	0.060	1.8	0.021	0.011	0.96
FLBW9-07	FLB W9	PM-DH-02	398	399	1	And_tuf_metaseds	5.8	14	0.10	0.83	0.009	0.047	1.7
FLBW9-08	FLB W9	PM-DH-01	431	432	1	And_tuf_metaseds	5.1	8.7	0.070	1.3	0.008	0.019	1.8
FLBW9-09	FLB W9	PM-DH-02	377	378	1	And_tuf_metaseds	4.3	8.4	0.070	1.2	0.006	0.026	1.2
FLBW9-10	FLB W9	PM-DH-01	446	447	1	And_tuf_metaseds	2.6	4.6	0.050	3.4	0.006	0.007	0.99
<b>Weighted Average Composition</b>							4.6	8.9	0.070	1.3	0.0099	0.023	1.2
FLBW10-01	FLB W10	PM-DH-01	449	450	1	And_tuf_metaseds	3.3	5.6	0.060	3.0	0.007	0.010	1.1
FLBW10-02	FLB W10	PM-DH-01	435	436	1	And_tuf_metaseds	4.2	4.9	0.050	2.6	0.033	0.009	1.0
FLBW10-03	FLB W10	PM-DH-02	403	404	1	And_tuf_metaseds	3.3	4.7	0.060	2.0	0.008	0.009	0.94
FLBW10-04	FLB W10	PM-DH-04	344	345	1	And_tuf_metaseds	5.8	4.4	0.050	1.0	0.007	0.011	1.0
FLBW10-05	FLB W10	PM-DH-02	375	376	1	And_tuf_metaseds	5.9	6.2	0.050	1.0	0.017	0.026	0.87
FLBW10-06	FLB W10	PM-DH-01	417	418	1	And_tuf_metaseds	4.4	5.3	0.060	1.9	0.013	0.014	0.86
FLBW10-07	FLB W10	PM-DH-01	424	425	1	And_tuf_metaseds	4.3	6.5	0.070	2.8	0.007	0.012	1.4
FLBW10-08	FLB W10	PM-DH-01	405	406	1	And_tuf_metaseds	3.2	4.7	0.050	1.8	0.013	0.008	0.95
FLBW10-09	FLB W10	PM-DH-01	389	390	1	And_tuf_metaseds	2.9	3.8	0.050	2.8	0.053	0.007	0.83
FLBW10-10	FLB W10	PM-DH-01	363	364	1	And_tuf_metaseds	3.0	4.8	0.080	1.9	0.010	0.012	0.89
<b>Weighted Average Composition</b>							4.0	5.1	0.058	2.1	0.017	0.012	1.00
FLBW11-01	FLB W11	PM-DH-04	11	12	1	And_tuf_metaseds	7.7	6.2	<0.05	0.84	0.017	0.018	0.92
FLBW11-02	FLB W11	PM-DH-04	383	384	1	And_tuf_metaseds	5.5	5.2	<0.05	0.98	0.011	0.014	0.66
FLBW11-03	FLB W11	PM-DH-02	413	414	1	And_tuf_metaseds	5.6	7.9	0.060	1.7	0.021	0.017	2.0
FLBW11-04	FLB W11	PM-DH-04	144	145	1	And_tuf_metaseds	5.7	11	0.080	1.0	0.028	0.027	2.2
FLBW11-05	FLB W11	PM-DH-04	196	196.85	0.85	And_tuf_metaseds	7.5	6.4	0.060	0.76	0.017	0.017	2.6
FLBW11-06	FLB W11	SP-ARD-002	17	17.6	0.6	TRA	4.1	1.8	<0.05	1.1	0.020	0.010	0.35
FLBW11-07	FLB W11	SP-ARD-002	78	79	1	TRA	2.2	1.8	<0.05	2.7	0.20	0.007	0.41
FLBW11-08	FLB W11	SP-ARD-001	45	46	1	VBX	4.9	4.9	<0.05	1.3	0.016	0.018	0.89
FLBW11-09	FLB W11	SM20-002	111	112	1	VBX	1.7	3.3	0.070	3.0	0.15	0.005	0.70
FLBW11-10	FLB W11	SM20-002	145	146	1	TRA	6.6	4.5	0.050	1.9	0.013	0.018	0.84
<b>Weighted Average Composition</b>							5.1	5.4	0.057	1.6	0.051	0.015	1.2

**Notes**

Cells highlighted in red are greater than the average crustal abundance screening value from Price 1997  
 Weighted average composition for each barrel based on the interval length of individual grab samples



Table B-3: Elemental Content - FLB Tests

Sample ID	FLB ID	Drillhole	From	To	Interval	Lithology	Lanthanum (La)	Lithium (Li)	Magnesium (Mg)	Manganese (Mn)	Molybdenum (Mo)	Sodium (Na)
							ppm 0.2	ppm 0.1	% 0.01	ppm 5	ppm 0.05	% 0.01
<b>10x Crustal Abundance Screening Value (Price 1997)</b>							390	200	--	9500	12	--
FLBW1-01	FLB W1	SM20-001	151	152	1	VBX	18	3.3	0.070	26	161	<0.01
FLBW1-02	FLB W1	SM20-001	176	177	1	VBX	104	14	0.24	41	369	<0.01
FLBW1-03	FLB W1	SM20-002	183	184	1	VBX	45	8.4	0.17	27	38	<0.01
FLBW1-04	FLB W1	SM20-002	198	199	1	VBX	302	22	0.29	52	20	<0.01
FLBW1-05	FLB W1	PM-DH-02	183	184	1	VBX	56	125	2.1	75	61	0.01
FLBW1-06	FLB W1	SM20-002	162	163	1	VBX	49	8.6	0.30	177	10	0.010
FLBW1-07	FLB W1	SM20-002	223	224	1	VBX	33	10	0.32	43	3.0	0.010
FLBW1-08	FLB W1	SM20-002	213	214	1	VBX	52	17	0.38	56	13	<0.01
FLBW1-09	FLB W1	SM20-002	224	225	1	VBX	28	7.8	0.20	18	32	0.010
FLBW1-10	FLB W1	SM20-002	228	229	1	VBX	27	14	0.49	48	10.0	<0.01
<b>Weighted Average Composition</b>							71	23	0.46	56	72	0.010
FLBW2-01	FLB W2	PM-DH-03	267	268	1	TRA	35	62	0.78	76	134	<0.01
FLBW2-02	FLB W2	SM20-001	245	246	1	TRA	245	29	1.2	32	140	<0.01
FLBW2-03	FLB W2	SM20-001	276	277	1	TRA	100	61	0.95	37	100	<0.01
FLBW2-04	FLB W2	SM20-001	286	287	1	TRA	39	45	0.79	33	179	<0.01
FLBW2-05	FLB W2	SM20-001	290	291	1	TRA	152	79	1.2	51	206	<0.01
FLBW2-06	FLB W2	SM20-001	336	337	1	TRA	20	83	2.0	3386	3.0	0.020
FLBW2-07	FLB W2	SM20-001	125	126	1	TRA	63	30	1.3	49	83	<0.01
FLBW2-08	FLB W2	SM20-001	52	53	1	TRA	55	63	2.1	89	61	<0.01
FLBW2-09	FLB W2	SM20-001	204	205	1	TRA	69	3.4	0.090	12	195	<0.01
FLBW2-10	FLB W2	SM20-001	206	207	1	TRA	56	6.9	0.19	14	99	<0.01
<b>Weighted Average Composition</b>							67	46	1.1	378	120	0.011
FLBW3-01	FLB W3	SP-ARD-002	38	39	1	TRA	16	3.4	0.71	989	4.9	0.020
FLBW3-02	FLB W3	SP-ARD-002	56	57	1	TRA	6.5	7.6	2.9	1523	3.1	0.010
FLBW3-03	FLB W3	SP-ARD-002	58	59	1	TRA	11	9.3	2.4	1441	4.8	0.020
FLBW3-04	FLB W3	SP-ARD-001	58	59	1	TRA	15	14	1.4	2219	2.4	0.020
FLBW3-05	FLB W3	SP-ARD-001	78	79	1	TRA	14	9.7	0.90	1478	0.58	0.010
FLBW3-06	FLB W3	SP-ARD-003	41	42	1	TRA	56	2.0	1.2	1593	2.0	0.010
FLBW3-07	FLB W3	SP-ARD-003	17	18	1	TRA	64	3.4	1.1	1971	6.9	<0.01
FLBW3-08	FLB W3	SP-ARD-003	23	24	1	TRA	77	2.0	1.1	1768	8.7	<0.01
FLBW3-09	FLB W3	SP-ARD-003	25	26	1	TRA	76	1.9	1.3	2061	0.47	<0.01
FLBW3-10	FLB W3	SP-ARD-003	32	33	1	TRA	74	1.4	0.96	2010	1.7	<0.01
<b>Weighted Average Composition</b>							41	5.4	1.4	1705	3.5	0.013
FLBW4-01	FLB W4	PM-DH-04	33	34	1	And_tuf_metaseds	9.3	17	2.4	1129	2.6	0.020
FLBW4-02	FLB W4	PM-DH-04	46	47	1	And_tuf_metaseds	15	61	2.8	1076	3.8	0.020
FLBW4-03	FLB W4	PM-DH-02	432	433	1	And_tuf_metaseds	16	41	3.4	1146	2.3	0.040
FLBW4-04	FLB W4	PM-DH-02	410	411	1	And_tuf_metaseds	22	45	2.4	876	2.6	0.040
FLBW4-05	FLB W4	PM-DH-04	87	88	1	And_tuf_metaseds	22	16	1.3	1235	2.5	0.040
FLBW4-06	FLB W4	PM-DH-04	71	72	1	And_tuf_metaseds	17	56	3.0	1190	6.4	0.020
FLBW4-07	FLB W4	PM-DH-04	82	83	1	And_tuf_metaseds	7.6	68	3.7	731	0.12	0.020
FLBW4-08	FLB W4	PM-DH-04	91	92	1	And_tuf_metaseds	8.3	32	2.3	1109	3.4	0.020
FLBW4-09	FLB W4	PM-DH-04	102	103	1	And_tuf_metaseds	8.3	41	2.2	861	3.8	0.020
FLBW4-10	FLB W4	PM-DH-04	176	177	1	And_tuf_metaseds	4.9	50	4.4	1081	0.96	0.010
<b>Weighted Average Composition</b>							13	43	2.8	1043	2.8	0.025
FLBW6-01	FLB W6	PM-DH-04	301	302	1	VBX	21	50	1.3	1830	11	0.040
FLBW6-02	FLB W6	PM-DH-03	333	333.89	0.89	And_tuf_metaseds	17	11	0.54	1240	15	0.040
FLBW6-03	FLB W6	PM-DH-01	82.34	83.2	0.86	And_tuf_metaseds	24	28	1.1	1030	17	0.040
FLBW6-04	FLB W6	SP-ARD-001	40	40.7	0.7	And_tuf_metaseds	11	2.1	1.2	1035	4.1	0.030
FLBW6-05	FLB W6	PM-DH-04	183	184	1	And_tuf_metaseds	22	17	1.8	904	17	0.020
FLBW6-06	FLB W6	PM-DH-04	178.46	179.3	0.84	And_tuf_metaseds	21	22	2.5	1465	18	0.060
FLBW6-07	FLB W6	PM-DH-04	165	166	1	And_tuf_metaseds	26	19	0.40	582	22	0.030
FLBW6-08	FLB W6	PM-DH-04	210	211	1	And_tuf_metaseds	12	100	3.4	1433	22	0.010
FLBW6-09	FLB W6	PM-DH-04	157.96	159.16	1.2	And_tuf_metaseds	31	19	0.96	803	12	0.040
FLBW6-10	FLB W6	SP-ARD-001	12	13.3	1.3	TRA	10	10	1.5	2494	1.9	0.010
<b>Weighted Average Composition</b>							20	28	1.5	1318	14	0.031

**Notes**

Cells highlighted in red are greater than the average crustal abundance screening value from Price 1997  
 Weighted average composition for each barrel based on the interval length of individual grab samples



Table B-3: Elemental Content - FLB Tests

Sample ID	FLB ID	Drillhole	From	To	Interval	Lithology	Lanthanum (La)	Lithium (Li)	Magnesium (Mg)	Manganese (Mn)	Molybdenum (Mo)	Sodium (Na)
							ppm 0.2	ppm 0.1	% 0.01	ppm 5	ppm 0.05	% 0.01
<b>10x Crustal Abundance Screening Value (Price 1997)</b>							390	200	--	9500	12	--
FLBW8-01	FLB W8	PM-DH-04	36	37	1	And_tuf_metaseds	9.7	12	1.9	894	15	0.010
FLBW8-02	FLB W8	PM-DH-04	59	60	1	And_tuf_metaseds	8.9	58	3.7	877	0.82	0.020
FLBW8-03	FLB W8	SP-ARD-002	11	12	1	And_tuf_metaseds	8.6	5.7	2.3	1516	0.93	0.020
FLBW8-04	FLB W8	SP-ARD-002	63	64	1	TRA	5.0	10	2.8	1292	0.62	0.020
FLBW8-05	FLB W8	SP-ARD-002	55	56	1	TRA	6.3	9.9	2.4	1297	3.2	0.020
FLBW8-06	FLB W8	SP-ARD-003	53	54	1	VBX	33	24	1.1	1102	8.0	0.020
FLBW8-07	FLB W8	PM-DH-04	109	110	1	And_tuf_metaseds	56	60	4.0	1005	2.1	0.020
FLBW8-08	FLB W8	PM-DH-04	112	113	1	And_tuf_metaseds	12	51	3.9	979	1.8	0.020
FLBW8-09	FLB W8	PM-DH-04	15	16	1	And_tuf_metaseds	18	7.2	1.9	1425	1.6	0.010
FLBW8-10	FLB W8	PM-DH-04	5	6	1	And_tuf_metaseds	9.4	8.0	1.9	1195	2.4	<0.0100
<b>Weighted Average Composition</b>							17	25	2.6	1158	3.6	0.017
FLBW9-01	FLB W9	PM-DH-02	393	394	1	And_tuf_metaseds	18	42	2.4	792	2.6	0.040
FLBW9-02	FLB W9	PM-DH-04	53.53	54.23	0.7	And_tuf_metaseds	10	54	2.6	930	1.8	0.020
FLBW9-03	FLB W9	PM-DH-04	386	387	1	And_tuf_metaseds	20	15	1.8	860	4.8	0.030
FLBW9-04	FLB W9	PM-DH-01	413	414	1	And_tuf_metaseds	43	35	1.1	1060	5.5	0.060
FLBW9-05	FLB W9	PM-DH-02	373	374	1	And_tuf_metaseds	24	42	2.0	874	4.4	0.040
FLBW9-06	FLB W9	PM-DH-01	415	416	1	And_tuf_metaseds	40	33	1.1	783	5.8	0.060
FLBW9-07	FLB W9	PM-DH-02	398	399	1	And_tuf_metaseds	20	46	2.2	942	2.6	0.050
FLBW9-08	FLB W9	PM-DH-01	431	432	1	And_tuf_metaseds	53	41	1.6	1019	8.7	0.030
FLBW9-09	FLB W9	PM-DH-02	377	378	1	And_tuf_metaseds	33	28	1.6	918	3.8	0.040
FLBW9-10	FLB W9	PM-DH-01	446	447	1	And_tuf_metaseds	35	24	0.99	474	4.2	0.040
<b>Weighted Average Composition</b>							30	35	1.7	863	4.5	0.042
FLBW10-01	FLB W10	PM-DH-01	449	450	1	And_tuf_metaseds	43	25	1.2	498	6.1	0.060
FLBW10-02	FLB W10	PM-DH-01	435	436	1	And_tuf_metaseds	33	31	1.3	965	9.7	0.060
FLBW10-03	FLB W10	PM-DH-02	403	404	1	And_tuf_metaseds	36	33	0.97	1139	5.2	0.050
FLBW10-04	FLB W10	PM-DH-04	344	345	1	And_tuf_metaseds	17	19	1.8	1483	3.9	0.040
FLBW10-05	FLB W10	PM-DH-02	375	376	1	And_tuf_metaseds	67	22	1.2	686	25	0.050
FLBW10-06	FLB W10	PM-DH-01	417	418	1	And_tuf_metaseds	38	31	1.1	710	4.4	0.060
FLBW10-07	FLB W10	PM-DH-01	424	425	1	And_tuf_metaseds	42	43	1.6	836	3.6	0.060
FLBW10-08	FLB W10	PM-DH-01	405	406	1	And_tuf_metaseds	42	31	1.1	708	6.9	0.060
FLBW10-09	FLB W10	PM-DH-01	389	390	1	And_tuf_metaseds	38	22	0.97	1092	8.2	0.040
FLBW10-10	FLB W10	PM-DH-01	363	364	1	And_tuf_metaseds	125	30	0.90	938	49	0.020
<b>Weighted Average Composition</b>							48	29	1.2	906	12	0.050
FLBW11-01	FLB W11	PM-DH-04	11	12	1	And_tuf_metaseds	10	26	1.9	1240	1.9	0.010
FLBW11-02	FLB W11	PM-DH-04	383	384	1	And_tuf_metaseds	23	11	1.4	680	15	0.030
FLBW11-03	FLB W11	PM-DH-02	413	414	1	And_tuf_metaseds	16	40	2.4	951	15	0.020
FLBW11-04	FLB W11	PM-DH-04	144	145	1	And_tuf_metaseds	16	62	2.5	630	14	0.060
FLBW11-05	FLB W11	PM-DH-04	196	196.85	0.85	And_tuf_metaseds	6.6	82	3.8	1229	3.4	0.010
FLBW11-06	FLB W11	SP-ARD-002	17	17.6	0.6	TRA	18	6.7	1.3	808	2.0	0.040
FLBW11-07	FLB W11	SP-ARD-002	78	79	1	TRA	21	7.5	0.57	1460	6.9	0.020
FLBW11-08	FLB W11	SP-ARD-001	45	46	1	VBX	16	12	0.98	1184	0.51	0.040
FLBW11-09	FLB W11	SM20-002	111	112	1	VBX	55	12	0.55	235	2.7	0.020
FLBW11-10	FLB W11	SM20-002	145	146	1	TRA	23	13	1.0	2463	5.6	0.030
<b>Weighted Average Composition</b>							21	27	1.6	1098	6.9	0.028

**Notes**

Cells highlighted in red are greater than the average crustal abundance screening value from Price 1997  
 Weighted average composition for each barrel based on the interval length of individual grab samples



Table B-3: Elemental Content - FLB Tests

Sample ID	FLB ID	Drillhole	From	To	Interval	Lithology	Niobium (Nb)	Nickel (Ni)	Phosphorous (P)	Lead (Pb)	Rubidium (Rb)	Rhenium (Re)	Sulphur (S)
							ppm 0.05	ppm 0.2	ppm 10	ppm 0.2	ppm 0.1	ppm 0.001	% 0.01
<b>10x Crustal Abundance Screening Value (Price 1997)</b>													
FLBW1-01	FLB W1	SM20-001	151	152	1	VBX	<0.05	18	165	18	11	0.0020	2.5
FLBW1-02	FLB W1	SM20-001	176	177	1	VBX	<0.05	14	529	38	28	0.013	2.3
FLBW1-03	FLB W1	SM20-002	183	184	1	VBX	0.080	50	85	52	29	0.0040	3.6
FLBW1-04	FLB W1	SM20-002	198	199	1	VBX	0.16	19	379	96	42	0.0040	3.2
FLBW1-05	FLB W1	PM-DH-02	183	184	1	VBX	0.090	52	135	120	221	0.32	4.5
FLBW1-06	FLB W1	SM20-002	162	163	1	VBX	0.16	18	920	49	52	0.0020	1.0
FLBW1-07	FLB W1	SM20-002	223	224	1	VBX	0.060	23	766	47	48	0.0010	1.7
FLBW1-08	FLB W1	SM20-002	213	214	1	VBX	0.11	29	191	67	46	0.0030	3.8
FLBW1-09	FLB W1	SM20-002	224	225	1	VBX	<0.05	37	725	55	32	0.0050	3.0
FLBW1-10	FLB W1	SM20-002	228	229	1	VBX	<0.05	38	196	66	66	0.0020	3.7
<b>Weighted Average Composition</b>							0.086	30	409	61	57	0.035	2.9
FLBW2-01	FLB W2	PM-DH-03	267	268	1	TRA	0.32	14	606	109	85	0.049	1.3
FLBW2-02	FLB W2	SM20-001	245	246	1	TRA	0.060	54	138	74	130	0.033	1.7
FLBW2-03	FLB W2	SM20-001	276	277	1	TRA	0.070	20	612	57	107	0.010	2.3
FLBW2-04	FLB W2	SM20-001	286	287	1	TRA	0.16	16	283	86	85	0.033	1.4
FLBW2-05	FLB W2	SM20-001	290	291	1	TRA	0.11	43	542	126	124	0.034	2.6
FLBW2-06	FLB W2	SM20-001	336	337	1	TRA	<0.05	43	1044	12	194	0.0020	1.4
FLBW2-07	FLB W2	SM20-001	125	126	1	TRA	0.22	36	643	57	120	0.0030	1.8
FLBW2-08	FLB W2	SM20-001	52	53	1	TRA	0.26	45	268	48	162	0.0030	1.8
FLBW2-09	FLB W2	SM20-001	204	205	1	TRA	0.060	5.1	115	13	15	0.020	1.2
FLBW2-10	FLB W2	SM20-001	206	207	1	TRA	0.090	4.6	143	14	26	0.0010	1.1
<b>Weighted Average Composition</b>							0.14	28	439	60	105	0.019	1.6
FLBW3-01	FLB W3	SP-ARD-002	38	39	1	TRA	0.13	84	685	16	12	0.0020	0.58
FLBW3-02	FLB W3	SP-ARD-002	56	57	1	TRA	0.14	113	579	8.5	75	0.0030	0.48
FLBW3-03	FLB W3	SP-ARD-002	58	59	1	TRA	0.14	116	657	20	97	0.0010	0.63
FLBW3-04	FLB W3	SP-ARD-001	58	59	1	TRA	0.21	36	1336	4.6	145	<0.001	0.18
FLBW3-05	FLB W3	SP-ARD-001	78	79	1	TRA	0.22	33	914	6.5	115	<0.001	0.47
FLBW3-06	FLB W3	SP-ARD-003	41	42	1	TRA	0.090	16	725	68	11	<0.001	0.58
FLBW3-07	FLB W3	SP-ARD-003	17	18	1	TRA	0.080	15	752	62	13	<0.001	0.85
FLBW3-08	FLB W3	SP-ARD-003	23	24	1	TRA	0.090	15	809	45	10	<0.001	0.82
FLBW3-09	FLB W3	SP-ARD-003	25	26	1	TRA	0.090	13	808	49	11	<0.001	0.43
FLBW3-10	FLB W3	SP-ARD-003	32	33	1	TRA	0.080	13	784	55	10	<0.001	0.81
<b>Weighted Average Composition</b>							0.13	45	805	34	50	0.0013	0.58
FLBW4-01	FLB W4	PM-DH-04	33	34	1	And_tuf_metaseds	0.080	35	609	2.0	7.8	<0.001	0.66
FLBW4-02	FLB W4	PM-DH-04	46	47	1	And_tuf_metaseds	<0.05	36	529	6.2	3.1	0.0010	1.3
FLBW4-03	FLB W4	PM-DH-02	432	433	1	And_tuf_metaseds	<0.05	84	837	7.7	73	<0.001	0.54
FLBW4-04	FLB W4	PM-DH-02	410	411	1	And_tuf_metaseds	0.070	85	825	8.0	97	<0.001	0.50
FLBW4-05	FLB W4	PM-DH-04	87	88	1	And_tuf_metaseds	0.21	31	786	5.1	83	<0.001	0.28
FLBW4-06	FLB W4	PM-DH-04	71	72	1	And_tuf_metaseds	<0.05	74	433	4.7	4.4	0.0010	0.35
FLBW4-07	FLB W4	PM-DH-04	82	83	1	And_tuf_metaseds	<0.05	133	343	6.9	41	<0.001	0.060
FLBW4-08	FLB W4	PM-DH-04	91	92	1	And_tuf_metaseds	<0.05	111	262	6.5	15	<0.001	0.95
FLBW4-09	FLB W4	PM-DH-04	102	103	1	And_tuf_metaseds	<0.05	126	164	4.1	79	<0.001	0.28
FLBW4-10	FLB W4	PM-DH-04	176	177	1	And_tuf_metaseds	<0.05	117	309	2.8	63	<0.001	0.30
<b>Weighted Average Composition</b>							0.071	83	510	5.4	47	0.0010	0.52
FLBW6-01	FLB W6	PM-DH-04	301	302	1	VBX	0.060	31	890	22	123	<0.001	4.6
FLBW6-02	FLB W6	PM-DH-03	333	333.89	0.89	And_tuf_metaseds	<0.05	28	760	20	40	0.0020	3.8
FLBW6-03	FLB W6	PM-DH-01	82.34	83.2	0.86	And_tuf_metaseds	<0.05	42	767	15	97	0.0040	6.6
FLBW6-04	FLB W6	SP-ARD-001	40	40.7	0.7	And_tuf_metaseds	<0.05	22	1376	38	7.7	<0.001	3.9
FLBW6-05	FLB W6	PM-DH-04	183	184	1	And_tuf_metaseds	0.18	27	598	4.8	62	<0.001	4.0
FLBW6-06	FLB W6	PM-DH-04	178.46	179.3	0.84	And_tuf_metaseds	<0.05	46	722	31	92	0.0020	5.7
FLBW6-07	FLB W6	PM-DH-04	165	166	1	And_tuf_metaseds	<0.05	28	699	21	27	<0.001	5.1
FLBW6-08	FLB W6	PM-DH-04	210	211	1	And_tuf_metaseds	<0.05	110	299	18	344	0.0030	6.1
FLBW6-09	FLB W6	PM-DH-04	157.96	159.16	1.2	And_tuf_metaseds	<0.05	43	633	6.8	47	<0.001	3.8
FLBW6-10	FLB W6	SP-ARD-001	12	13.3	1.3	TRA	0.35	35	840	17	75	<0.001	6.7
<b>Weighted Average Composition</b>							0.10	42	740	18	93	0.0016	5.1

**Notes**

Cells highlighted in red are greater than the average crustal abundance screening value from Price 1997

Weighted average composition for each barrel based on the interval length of individual grab samples



Table B-3: Elemental Content - FLB Tests

Sample ID	FLB ID	Drillhole	From	To	Interval	Lithology	Niobium (Nb)	Nickel (Ni)	Phosphorous (P)	Lead (Pb)	Rubidium (Rb)	Rhenium (Re)	Sulphur (S)	
							ppm	ppm	ppm	ppm	ppm	ppm	%	
							0.05	0.2	10	0.2	0.1	0.001	0.01	
<b>10x Crustal Abundance Screening Value (Price 1997)</b>							--	840	10500	140	--	--	--	0.35
FLBW8-01	FLB W8	PM-DH-04	36	37	1	And_tuf_metaseds	0.080	34	607	2.2	12	0.0020	1.5	
FLBW8-02	FLB W8	PM-DH-04	59	60	1	And_tuf_metaseds	<0.05	47	482	3.5	3.0	<0.001	0.86	
FLBW8-03	FLB W8	SP-ARD-002	11	12	1	And_tuf_metaseds	0.14	57	708	5.6	42	<0.001	2.0	
FLBW8-04	FLB W8	SP-ARD-002	63	64	1	TRA	0.11	126	508	9.4	123	<0.001	1.1	
FLBW8-05	FLB W8	SP-ARD-002	55	56	1	TRA	0.14	141	644	5.7	123	0.0020	1.5	
FLBW8-06	FLB W8	SP-ARD-003	53	54	1	VBX	0.20	30	568	21	131	<0.001	1.1	
FLBW8-07	FLB W8	PM-DH-04	109	110	1	And_tuf_metaseds	<0.05	169	496	6.1	129	<0.001	0.49	
FLBW8-08	FLB W8	PM-DH-04	112	113	1	And_tuf_metaseds	<0.05	167	346	4.9	44	0.0010	0.49	
FLBW8-09	FLB W8	PM-DH-04	15	16	1	And_tuf_metaseds	0.18	16	899	3.8	50	<0.001	0.64	
FLBW8-10	FLB W8	PM-DH-04	5	6	1	And_tuf_metaseds	0.14	49	467	4.7	27	<0.001	1.6	
<b>Weighted Average Composition</b>							0.11	84	573	6.7	68	0.0012	1.1	
FLBW9-01	FLB W9	PM-DH-02	393	394	1	And_tuf_metaseds	0.15	36	941	2.3	83	<0.001	0.49	
FLBW9-02	FLB W9	PM-DH-04	53.53	54.23	0.7	And_tuf_metaseds	<0.05	40	481	3.6	5.7	<0.001	0.75	
FLBW9-03	FLB W9	PM-DH-04	386	387	1	And_tuf_metaseds	0.18	40	846	3.9	62	<0.001	0.63	
FLBW9-04	FLB W9	PM-DH-01	413	414	1	And_tuf_metaseds	0.070	23	662	20	112	<0.001	0.73	
FLBW9-05	FLB W9	PM-DH-02	373	374	1	And_tuf_metaseds	0.13	47	820	4.2	118	0.0010	0.57	
FLBW9-06	FLB W9	PM-DH-01	415	416	1	And_tuf_metaseds	<0.05	24	630	43	101	<0.001	1.5	
FLBW9-07	FLB W9	PM-DH-02	398	399	1	And_tuf_metaseds	0.13	37	854	4.9	98	0.0010	0.37	
FLBW9-08	FLB W9	PM-DH-01	431	432	1	And_tuf_metaseds	0.16	31	913	7.8	187	0.0010	0.55	
FLBW9-09	FLB W9	PM-DH-02	377	378	1	And_tuf_metaseds	0.12	28	772	7.7	77	<0.001	1.0	
FLBW9-10	FLB W9	PM-DH-01	446	447	1	And_tuf_metaseds	0.11	20	573	9.5	84	0.0010	0.78	
<b>Weighted Average Composition</b>							0.12	32	757	11	96	0.0010	0.73	
FLBW10-01	FLB W10	PM-DH-01	449	450	1	And_tuf_metaseds	0.13	21	682	10	86	0.0010	1.9	
FLBW10-02	FLB W10	PM-DH-01	435	436	1	And_tuf_metaseds	0.080	30	764	34	94	0.0020	3.4	
FLBW10-03	FLB W10	PM-DH-02	403	404	1	And_tuf_metaseds	0.070	21	655	26	99	0.0010	2.2	
FLBW10-04	FLB W10	PM-DH-04	344	345	1	And_tuf_metaseds	<0.05	27	878	6.3	107	<0.001	0.91	
FLBW10-05	FLB W10	PM-DH-02	375	376	1	And_tuf_metaseds	<0.05	32	878	13	52	0.0040	4.6	
FLBW10-06	FLB W10	PM-DH-01	417	418	1	And_tuf_metaseds	0.050	22	661	32	82	<0.001	3.7	
FLBW10-07	FLB W10	PM-DH-01	424	425	1	And_tuf_metaseds	0.090	31	752	23	128	0.0010	2.2	
FLBW10-08	FLB W10	PM-DH-01	405	406	1	And_tuf_metaseds	0.080	21	666	18	103	0.0010	2.1	
FLBW10-09	FLB W10	PM-DH-01	389	390	1	And_tuf_metaseds	0.080	22	640	45	87	0.0010	2.2	
FLBW10-10	FLB W10	PM-DH-01	363	364	1	And_tuf_metaseds	0.060	22	625	14	128	0.0040	2.2	
<b>Weighted Average Composition</b>							0.074	25	720	22	97	0.0017	2.5	
FLBW11-01	FLB W11	PM-DH-04	11	12	1	And_tuf_metaseds	0.15	51	759	3.4	106	0.0010	1.3	
FLBW11-02	FLB W11	PM-DH-04	383	384	1	And_tuf_metaseds	0.21	41	916	6.0	55	0.0020	2.1	
FLBW11-03	FLB W11	PM-DH-02	413	414	1	And_tuf_metaseds	0.11	79	901	25	143	0.0030	1.8	
FLBW11-04	FLB W11	PM-DH-04	144	145	1	And_tuf_metaseds	<0.05	109	478	2.7	190	<0.001	1.0	
FLBW11-05	FLB W11	PM-DH-04	196	196.85	0.85	And_tuf_metaseds	<0.05	91	250	44	283	<0.001	2.3	
FLBW11-06	FLB W11	SP-ARD-002	17	17.6	0.6	TRA	0.13	70	910	6.1	24	<0.001	1.8	
FLBW11-07	FLB W11	SP-ARD-002	78	79	1	TRA	0.060	20	529	54	36	<0.001	1.6	
FLBW11-08	FLB W11	SP-ARD-001	45	46	1	VBX	0.42	18	1113	7.1	98	<0.001	1.8	
FLBW11-09	FLB W11	SM20-002	111	112	1	VBX	0.25	14	905	52	82	<0.001	0.84	
FLBW11-10	FLB W11	SM20-002	145	146	1	TRA	0.47	15	1316	9.9	73	<0.001	1.7	
<b>Weighted Average Composition</b>							0.19	49	812	21	110	0.0013	1.6	

**Notes**

Cells highlighted in red are greater than the average crustal abundance screening value from Price 1997  
 Weighted average composition for each barrel based on the interval length of individual grab samples



Table B-3: Elemental Content - FLB Tests

Sample ID	FLB ID	Drillhole	From	To	Interval	Lithology	Antimony (Sb)	Scandium (Sc)	Selenium (Se)	Tin (Sn)	Strontium (Sr)	Tantalum (Ta)
							ppm 0.05	ppm 0.1	ppm 0.2	ppm 0.2	ppm 0.2	ppm 0.01
<b>10x Crustal Abundance Screening Value (Price 1997)</b>							2	220	0.5	23	3700	--
FLBW1-01	FLB W1	SM20-001	151	152	1	VBX	2.4	0.80	0.50	<0.2	185	<0.1
FLBW1-02	FLB W1	SM20-001	176	177	1	VBX	1.1	2.2	0.80	<0.2	438	<0.01
FLBW1-03	FLB W1	SM20-002	183	184	1	VBX	3.3	1.4	1.0	<0.2	27	<0.01
FLBW1-04	FLB W1	SM20-002	198	199	1	VBX	1.9	0.70	2.0	0.20	152	<0.01
FLBW1-05	FLB W1	PM-DH-02	183	184	1	VBX	3.1	5.9	2.8	0.40	152	<0.01
FLBW1-06	FLB W1	SM20-002	162	163	1	VBX	2.6	1.2	0.30	<0.2	110	0.050
FLBW1-07	FLB W1	SM20-002	223	224	1	VBX	1.7	0.90	0.40	<0.2	172	<0.01
FLBW1-08	FLB W1	SM20-002	213	214	1	VBX	2.5	0.90	1.1	0.20	130	<0.01
FLBW1-09	FLB W1	SM20-002	224	225	1	VBX	2.5	0.80	1.0	<0.2	98	<0.01
FLBW1-10	FLB W1	SM20-002	228	229	1	VBX	3.1	1.1	1.9	0.50	60	<0.01
<b>Weighted Average Composition</b>							2.4	1.6	1.2	0.25	152	0.014
FLBW2-01	FLB W2	PM-DH-03	267	268	1	TRA	1.8	1.4	1.8	<0.2	264	<0.01
FLBW2-02	FLB W2	SM20-001	245	246	1	TRA	1.1	1.6	1.8	0.20	214	<0.01
FLBW2-03	FLB W2	SM20-001	276	277	1	TRA	1.2	1.6	1.9	<0.2	198	<0.01
FLBW2-04	FLB W2	SM20-001	286	287	1	TRA	2.7	0.80	1.3	0.20	180	<0.01
FLBW2-05	FLB W2	SM20-001	290	291	1	TRA	2.0	1.4	2.5	0.20	223	<0.01
FLBW2-06	FLB W2	SM20-001	336	337	1	TRA	0.20	6.2	1.8	<0.2	20	<0.01
FLBW2-07	FLB W2	SM20-001	125	126	1	TRA	3.5	2.5	0.70	0.40	87	<0.01
FLBW2-08	FLB W2	SM20-001	52	53	1	TRA	3.3	2.5	0.60	0.40	61	<0.01
FLBW2-09	FLB W2	SM20-001	204	205	1	TRA	1.2	0.60	0.60	<0.2	175	<0.01
FLBW2-10	FLB W2	SM20-001	206	207	1	TRA	1.3	0.60	0.50	<0.2	197	<0.01
<b>Weighted Average Composition</b>							1.8	1.9	1.4	0.24	162	0.010
FLBW3-01	FLB W3	SP-ARD-002	38	39	1	TRA	3.4	2.8	0.30	<0.2	171	<0.01
FLBW3-02	FLB W3	SP-ARD-002	56	57	1	TRA	3.8	4.8	0.20	<0.2	182	<0.01
FLBW3-03	FLB W3	SP-ARD-002	58	59	1	TRA	3.5	5.8	<0.2	<0.2	182	<0.01
FLBW3-04	FLB W3	SP-ARD-001	58	59	1	TRA	2.3	6.0	<0.2	0.30	409	<0.01
FLBW3-05	FLB W3	SP-ARD-001	78	79	1	TRA	3.5	2.9	<0.2	<0.2	210	0.050
FLBW3-06	FLB W3	SP-ARD-003	41	42	1	TRA	5.8	0.80	<0.2	<0.2	446	<0.01
FLBW3-07	FLB W3	SP-ARD-003	17	18	1	TRA	6.1	0.70	<0.2	<0.2	324	<0.01
FLBW3-08	FLB W3	SP-ARD-003	23	24	1	TRA	4.7	0.70	<0.2	<0.2	359	<0.01
FLBW3-09	FLB W3	SP-ARD-003	25	26	1	TRA	4.4	0.70	<0.2	<0.2	488	<0.01
FLBW3-10	FLB W3	SP-ARD-003	32	33	1	TRA	6.2	0.60	<0.2	<0.2	449	<0.01
<b>Weighted Average Composition</b>							4.4	2.6	0.21	0.21	322	0.014
FLBW4-01	FLB W4	PM-DH-04	33	34	1	And_tuf_metaseds	1.1	6.4	<0.2	<0.2	99	<0.01
FLBW4-02	FLB W4	PM-DH-04	46	47	1	And_tuf_metaseds	1.1	13	<0.2	<0.2	148	<0.01
FLBW4-03	FLB W4	PM-DH-02	432	433	1	And_tuf_metaseds	0.52	16	<0.2	0.40	28	<0.01
FLBW4-04	FLB W4	PM-DH-02	410	411	1	And_tuf_metaseds	0.48	11	<0.2	0.50	47	<0.01
FLBW4-05	FLB W4	PM-DH-04	87	88	1	And_tuf_metaseds	0.77	4.4	<0.2	0.30	200	<0.01
FLBW4-06	FLB W4	PM-DH-04	71	72	1	And_tuf_metaseds	0.43	9.2	<0.2	<0.2	115	<0.01
FLBW4-07	FLB W4	PM-DH-04	82	83	1	And_tuf_metaseds	0.34	4.5	<0.2	<0.2	118	<0.01
FLBW4-08	FLB W4	PM-DH-04	91	92	1	And_tuf_metaseds	0.49	2.4	<0.2	<0.2	166	<0.01
FLBW4-09	FLB W4	PM-DH-04	102	103	1	And_tuf_metaseds	0.51	3.7	<0.2	<0.2	107	<0.01
FLBW4-10	FLB W4	PM-DH-04	176	177	1	And_tuf_metaseds	0.31	11	<0.2	<0.2	88	<0.01
<b>Weighted Average Composition</b>							0.60	8.0	0.20	0.26	112	0.010
FLBW6-01	FLB W6	PM-DH-04	301	302	1	VBX	1.4	4.8	0.30	0.30	162	<0.01
FLBW6-02	FLB W6	PM-DH-03	333	333.89	0.89	And_tuf_metaseds	1.0	2.8	1.1	<0.2	269	<0.01
FLBW6-03	FLB W6	PM-DH-01	82.34	83.2	0.86	And_tuf_metaseds	0.68	5.1	1.5	0.20	158	0.050
FLBW6-04	FLB W6	SP-ARD-001	40	40.7	0.7	And_tuf_metaseds	2.8	3.1	<0.2	<0.2	143	<0.01
FLBW6-05	FLB W6	PM-DH-04	183	184	1	And_tuf_metaseds	0.94	2.4	0.40	0.60	72	<0.01
FLBW6-06	FLB W6	PM-DH-04	178.46	179.3	0.84	And_tuf_metaseds	1.2	6.7	1.2	0.20	96	<0.01
FLBW6-07	FLB W6	PM-DH-04	165	166	1	And_tuf_metaseds	0.70	1.9	0.50	<0.2	107	<0.01
FLBW6-08	FLB W6	PM-DH-04	210	211	1	And_tuf_metaseds	1.4	9.3	1.4	<0.2	246	<0.01
FLBW6-09	FLB W6	PM-DH-04	157.96	159.16	1.2	And_tuf_metaseds	0.56	2.9	0.30	0.20	36	<0.01
FLBW6-10	FLB W6	SP-ARD-001	12	13.3	1.3	TRA	2.8	5.1	0.30	<0.2	219	<0.01
<b>Weighted Average Composition</b>							1.3	4.4	0.69	0.25	150	0.014

**Notes**

Cells highlighted in red are greater than the average crustal abundance screening value from Price 1997  
 Weighted average composition for each barrel based on the interval length of individual grab samples



Table B-3: Elemental Content - FLB Tests

Sample ID	FLB ID	Drillhole	From	To	Interval	Lithology	Antimony (Sb)	Scandium (Sc)	Selenium (Se)	Tin (Sn)	Strontium (Sr)	Tantalum (Ta)
							ppm	ppm	ppm	ppm	ppm	ppm
							0.05	0.1	0.2	0.2	0.2	0.01
<b>10x Crustal Abundance Screening Value (Price 1997)</b>							2	220	0.5	23	3700	--
FLBW8-01	FLB W8	PM-DH-04	36	37	1	And_tuf_metaseds	1.4	3.8	<0.2	<0.2	106	<0.1
FLBW8-02	FLB W8	PM-DH-04	59	60	1	And_tuf_metaseds	0.34	13	0.20	<0.2	76	<0.01
FLBW8-03	FLB W8	SP-ARD-002	11	12	1	And_tuf_metaseds	3.3	4.5	0.30	<0.2	178	<0.01
FLBW8-04	FLB W8	SP-ARD-002	63	64	1	TRA	2.8	4.6	<0.2	<0.2	167	<0.01
FLBW8-05	FLB W8	SP-ARD-002	55	56	1	TRA	3.2	8.1	0.50	0.30	161	<0.01
FLBW8-06	FLB W8	SP-ARD-003	53	54	1	VBX	1.2	2.0	<0.2	<0.2	435	<0.01
FLBW8-07	FLB W8	PM-DH-04	109	110	1	And_tuf_metaseds	0.54	6.5	<0.2	<0.2	106	<0.01
FLBW8-08	FLB W8	PM-DH-04	112	113	1	And_tuf_metaseds	0.34	6.4	<0.2	0.20	129	<0.01
FLBW8-09	FLB W8	PM-DH-04	15	16	1	And_tuf_metaseds	5.2	4.1	<0.2	<0.2	202	<0.01
FLBW8-10	FLB W8	PM-DH-04	5	6	1	And_tuf_metaseds	2.7	3.6	0.40	<0.2	224	<0.01
<b>Weighted Average Composition</b>							2.1	5.6	0.26	0.21	178	0.010
FLBW9-01	FLB W9	PM-DH-02	393	394	1	And_tuf_metaseds	0.40	20	<0.2	0.90	21	<0.01
FLBW9-02	FLB W9	PM-DH-04	53.53	54.23	0.7	And_tuf_metaseds	0.28	7.5	<0.2	<0.2	108	<0.01
FLBW9-03	FLB W9	PM-DH-04	386	387	1	And_tuf_metaseds	1.3	4.8	<0.2	0.20	74	<0.01
FLBW9-04	FLB W9	PM-DH-01	413	414	1	And_tuf_metaseds	0.55	3.3	0.30	0.20	1578	<0.01
FLBW9-05	FLB W9	PM-DH-02	373	374	1	And_tuf_metaseds	0.35	12	<0.2	0.50	45	<0.01
FLBW9-06	FLB W9	PM-DH-01	415	416	1	And_tuf_metaseds	0.52	3.4	1.4	0.20	1295	<0.01
FLBW9-07	FLB W9	PM-DH-02	398	399	1	And_tuf_metaseds	0.42	20	<0.2	0.80	46	<0.01
FLBW9-08	FLB W9	PM-DH-01	431	432	1	And_tuf_metaseds	0.84	8.3	<0.2	0.40	258	<0.01
FLBW9-09	FLB W9	PM-DH-02	377	378	1	And_tuf_metaseds	0.45	9.5	<0.2	0.50	71	<0.01
FLBW9-10	FLB W9	PM-DH-01	446	447	1	And_tuf_metaseds	0.48	2.6	0.40	<0.2	1278	<0.01
<b>Weighted Average Composition</b>							0.57	9.2	0.35	0.42	489	0.010
FLBW10-01	FLB W10	PM-DH-01	449	450	1	And_tuf_metaseds	0.47	3.5	0.70	0.20	1395	<0.01
FLBW10-02	FLB W10	PM-DH-01	435	436	1	And_tuf_metaseds	1.1	4.5	1.6	0.20	1529	<0.01
FLBW10-03	FLB W10	PM-DH-02	403	404	1	And_tuf_metaseds	0.58	2.6	0.70	<0.2	1374	<0.01
FLBW10-04	FLB W10	PM-DH-04	344	345	1	And_tuf_metaseds	0.42	4.7	<0.2	<0.2	222	<0.01
FLBW10-05	FLB W10	PM-DH-02	375	376	1	And_tuf_metaseds	0.61	11	0.50	0.30	69	<0.01
FLBW10-06	FLB W10	PM-DH-01	417	418	1	And_tuf_metaseds	0.53	4.8	3.2	0.20	1699	<0.01
FLBW10-07	FLB W10	PM-DH-01	424	425	1	And_tuf_metaseds	0.52	4.9	0.80	0.30	1066	<0.01
FLBW10-08	FLB W10	PM-DH-01	405	406	1	And_tuf_metaseds	0.46	3.0	0.80	0.20	1087	<0.01
FLBW10-09	FLB W10	PM-DH-01	389	390	1	And_tuf_metaseds	0.77	2.3	1.1	<0.2	805	0.060
FLBW10-10	FLB W10	PM-DH-01	363	364	1	And_tuf_metaseds	0.51	2.7	0.80	0.20	834	<0.01
<b>Weighted Average Composition</b>							0.59	4.4	1.0	0.22	1008	0.015
FLBW11-01	FLB W11	PM-DH-04	11	12	1	And_tuf_metaseds	2.5	8.1	<0.2	0.20	114	<0.01
FLBW11-02	FLB W11	PM-DH-04	383	384	1	And_tuf_metaseds	1.7	4.1	0.30	0.20	75	<0.01
FLBW11-03	FLB W11	PM-DH-02	413	414	1	And_tuf_metaseds	0.71	5.8	0.80	0.30	54	<0.01
FLBW11-04	FLB W11	PM-DH-04	144	145	1	And_tuf_metaseds	0.36	14	<0.2	0.90	29	<0.01
FLBW11-05	FLB W11	PM-DH-04	196	196.85	0.85	And_tuf_metaseds	0.88	10	0.70	<0.2	211	<0.01
FLBW11-06	FLB W11	SP-ARD-002	17	17.6	0.6	TRA	2.6	3.4	0.20	<0.2	243	<0.01
FLBW11-07	FLB W11	SP-ARD-002	78	79	1	TRA	2.7	1.2	0.30	<0.2	269	<0.01
FLBW11-08	FLB W11	SP-ARD-001	45	46	1	VBX	1.9	6.0	<0.2	0.40	140	<0.01
FLBW11-09	FLB W11	SM20-002	111	112	1	VBX	3.2	1.1	<0.2	<0.2	166	<0.01
FLBW11-10	FLB W11	SM20-002	145	146	1	TRA	1.0	5.0	0.30	0.20	238	<0.01
<b>Weighted Average Composition</b>							1.7	6.5	0.34	0.31	149	0.010

**Notes**

Cells highlighted in red are greater than the average crustal abundance screening value from Price 1997  
 Weighted average composition for each barrel based on the interval length of individual grab samples



Table B-3: Elemental Content - FLB Tests

Sample ID	FLB ID	Drillhole	From	To	Interval	Lithology	Tellurium (Te)	Thorium (Th)	Titanium (Ti)	Thallium (Tl)	Uranium (U)	Vandium (V)
							ppm 0.01	ppm 0.2	% 0.005	ppm 0.02	ppm 0.05	ppm 1
<b>10x Crustal Abundance Screening Value (Price 1997)</b>												
FLBW1-01	FLB W1	SM20-001	151	152	1	VBX	0.89	2.8	<0.005	0.24	5.1	7.0
FLBW1-02	FLB W1	SM20-001	176	177	1	VBX	0.88	3.0	0.008	0.50	6.1	14
FLBW1-03	FLB W1	SM20-002	183	184	1	VBX	2.0	12	0.013	0.86	10	9.0
FLBW1-04	FLB W1	SM20-002	198	199	1	VBX	2.5	30	0.012	0.80	8.7	6.0
FLBW1-05	FLB W1	PM-DH-02	183	184	1	VBX	3.8	3.5	0.087	3.7	8.0	72
FLBW1-06	FLB W1	SM20-002	162	163	1	VBX	0.17	15	0.034	1.3	5.3	13
FLBW1-07	FLB W1	SM20-002	223	224	1	VBX	0.50	8.4	0.020	1.1	3.3	9.0
FLBW1-08	FLB W1	SM20-002	213	214	1	VBX	1.3	13	0.013	0.93	7.2	6.0
FLBW1-09	FLB W1	SM20-002	224	225	1	VBX	1.6	7.1	0.011	0.76	5.3	5.0
FLBW1-10	FLB W1	SM20-002	228	229	1	VBX	2.1	8.4	0.031	1.5	6.0	10
<b>Weighted Average Composition</b>							1.6	10	0.023	1.2	6.5	15
FLBW2-01	FLB W2	PM-DH-03	267	268	1	TRA	2.8	8.9	0.032	1.2	4.0	17
FLBW2-02	FLB W2	SM20-001	245	246	1	TRA	1.9	4.6	0.070	2.1	6.8	21
FLBW2-03	FLB W2	SM20-001	276	277	1	TRA	2.1	5.0	0.016	1.4	6.1	19
FLBW2-04	FLB W2	SM20-001	286	287	1	TRA	5.4	4.3	0.014	1.3	6.4	13
FLBW2-05	FLB W2	SM20-001	290	291	1	TRA	3.7	4.2	0.021	1.8	7.7	19
FLBW2-06	FLB W2	SM20-001	336	337	1	TRA	2.1	2.0	0.23	3.8	0.40	106
FLBW2-07	FLB W2	SM20-001	125	126	1	TRA	1.2	24	0.041	3.7	8.0	32
FLBW2-08	FLB W2	SM20-001	52	53	1	TRA	1.1	24	0.044	3.0	11	30
FLBW2-09	FLB W2	SM20-001	204	205	1	TRA	1.8	4.6	<0.005	0.29	6.5	4.0
FLBW2-10	FLB W2	SM20-001	206	207	1	TRA	1.7	5.8	0.007	0.49	6.3	6.0
<b>Weighted Average Composition</b>							2.4	8.7	0.048	1.9	6.3	27
FLBW3-01	FLB W3	SP-ARD-002	38	39	1	TRA	0.090	1.1	0.036	0.28	0.67	11
FLBW3-02	FLB W3	SP-ARD-002	56	57	1	TRA	0.030	0.80	0.12	1.5	0.38	43
FLBW3-03	FLB W3	SP-ARD-002	58	59	1	TRA	0.040	0.80	0.15	2.1	0.62	46
FLBW3-04	FLB W3	SP-ARD-001	58	59	1	TRA	0.020	2.0	0.23	2.9	0.46	55
FLBW3-05	FLB W3	SP-ARD-001	78	79	1	TRA	0.040	1.8	0.13	2.2	0.46	31
FLBW3-06	FLB W3	SP-ARD-003	41	42	1	TRA	0.060	17	<0.005	0.27	17	4.0
FLBW3-07	FLB W3	SP-ARD-003	17	18	1	TRA	0.050	20	<0.005	0.30	1.5	4.0
FLBW3-08	FLB W3	SP-ARD-003	23	24	1	TRA	0.030	23	<0.005	0.23	3.3	3.0
FLBW3-09	FLB W3	SP-ARD-003	25	26	1	TRA	0.030	23	<0.005	0.23	5.4	3.0
FLBW3-10	FLB W3	SP-ARD-003	32	33	1	TRA	0.030	22	<0.005	0.24	2.1	3.0
<b>Weighted Average Composition</b>							0.042	11	0.069	1.0	3.2	20
FLBW4-01	FLB W4	PM-DH-04	33	34	1	And_tuf_metaseds	0.040	1.3	0.042	0.18	0.23	70
FLBW4-02	FLB W4	PM-DH-04	46	47	1	And_tuf_metaseds	0.010	1.5	0.040	0.10	0.37	118
FLBW4-03	FLB W4	PM-DH-02	432	433	1	And_tuf_metaseds	0.14	2.3	0.15	1.2	0.34	142
FLBW4-04	FLB W4	PM-DH-02	410	411	1	And_tuf_metaseds	0.43	2.3	0.19	1.8	0.40	134
FLBW4-05	FLB W4	PM-DH-04	87	88	1	And_tuf_metaseds	0.36	2.7	0.13	1.8	0.43	73
FLBW4-06	FLB W4	PM-DH-04	71	72	1	And_tuf_metaseds	0.010	1.0	0.034	0.15	0.50	87
FLBW4-07	FLB W4	PM-DH-04	82	83	1	And_tuf_metaseds	0.010	0.90	0.047	1.1	0.25	57
FLBW4-08	FLB W4	PM-DH-04	91	92	1	And_tuf_metaseds	0.040	0.80	0.031	0.47	0.28	28
FLBW4-09	FLB W4	PM-DH-04	102	103	1	And_tuf_metaseds	0.12	0.80	0.098	2.0	0.25	55
FLBW4-10	FLB W4	PM-DH-04	176	177	1	And_tuf_metaseds	0.020	0.40	0.10	1.4	0.10	130
<b>Weighted Average Composition</b>							0.12	1.4	0.087	1.0	0.32	89
FLBW6-01	FLB W6	PM-DH-04	301	302	1	VBX	0.35	2.6	0.046	2.5	0.85	38
FLBW6-02	FLB W6	PM-DH-03	333	333.89	0.89	And_tuf_metaseds	2.4	1.4	0.050	0.89	0.34	28
FLBW6-03	FLB W6	PM-DH-01	82.34	83.2	0.86	And_tuf_metaseds	2.2	1.6	0.080	1.6	0.84	58
FLBW6-04	FLB W6	SP-ARD-001	40	40.7	0.7	And_tuf_metaseds	0.040	1.5	0.006	0.17	1.3	20
FLBW6-05	FLB W6	PM-DH-04	183	184	1	And_tuf_metaseds	1.2	3.6	0.098	1.4	0.88	34
FLBW6-06	FLB W6	PM-DH-04	178.46	179.3	0.84	And_tuf_metaseds	1.6	1.6	0.12	2.4	0.67	86
FLBW6-07	FLB W6	PM-DH-04	165	166	1	And_tuf_metaseds	0.31	3.7	0.033	0.52	1.2	21
FLBW6-08	FLB W6	PM-DH-04	210	211	1	And_tuf_metaseds	1.4	0.30	0.23	5.3	2.5	106
FLBW6-09	FLB W6	PM-DH-04	157.96	159.16	1.2	And_tuf_metaseds	0.090	2.3	0.076	0.96	1.1	52
FLBW6-10	FLB W6	SP-ARD-001	12	13.3	1.3	TRA	0.030	1.0	0.12	2.1	0.81	74
<b>Weighted Average Composition</b>							0.89	2.0	0.089	1.8	1.1	53

**Notes**

Cells highlighted in red are greater than the average crustal abundance screening value from Price 1997  
 Weighted average composition for each barrel based on the interval length of individual grab samples



Table B-3: Elemental Content - FLB Tests

Sample ID	FLB ID	Drillhole	From	To	Interval	Lithology	Tellurium (Te)	Thorium (Th)	Titanium (Ti)	Thallium (Tl)	Uranium (U)	Vandium (V)
							ppm 0.01	ppm 0.2	% 0.005	ppm 0.02	ppm 0.05	ppm 1
<b>10x Crustal Abundance Screening Value (Price 1997)</b>												
FLBW8-01	FLB W8	PM-DH-04	36	37	1	And_tuf_metaseds	0.050	1.4	0.040	0.33	0.36	59
FLBW8-02	FLB W8	PM-DH-04	59	60	1	And_tuf_metaseds	0.10	1.3	0.011	0.10	0.15	121
FLBW8-03	FLB W8	SP-ARD-002	11	12	1	And_tuf_metaseds	0.030	1.0	0.066	0.99	0.25	36
FLBW8-04	FLB W8	SP-ARD-002	63	64	1	TRA	0.030	0.70	0.19	2.9	0.29	51
FLBW8-05	FLB W8	SP-ARD-002	55	56	1	TRA	0.030	0.80	0.19	2.5	0.42	77
FLBW8-06	FLB W8	SP-ARD-003	53	54	1	VBX	0.17	6.3	0.085	3.5	2.9	24
FLBW8-07	FLB W8	PM-DH-04	109	110	1	And_tuf_metaseds	0.10	0.90	0.14	3.1	0.52	78
FLBW8-08	FLB W8	PM-DH-04	112	113	1	And_tuf_metaseds	0.040	0.70	0.068	1.1	0.14	74
FLBW8-09	FLB W8	PM-DH-04	15	16	1	And_tuf_metaseds	0.25	1.9	0.083	1.6	0.32	102
FLBW8-10	FLB W8	PM-DH-04	5	6	1	And_tuf_metaseds	0.33	1.2	0.033	0.85	0.30	21
<b>Weighted Average Composition</b>							0.11	1.6	0.090	1.7	0.57	64
FLBW9-01	FLB W9	PM-DH-02	393	394	1	And_tuf_metaseds	0.060	2.1	0.21	1.4	0.20	185
FLBW9-02	FLB W9	PM-DH-04	53.53	54.23	0.7	And_tuf_metaseds	0.010	1.3	0.019	0.16	0.19	65
FLBW9-03	FLB W9	PM-DH-04	386	387	1	And_tuf_metaseds	0.17	2.1	0.11	1.2	0.24	70
FLBW9-04	FLB W9	PM-DH-01	413	414	1	And_tuf_metaseds	0.40	5.1	0.11	2.0	1.6	51
FLBW9-05	FLB W9	PM-DH-02	373	374	1	And_tuf_metaseds	0.22	2.3	0.24	2.0	0.40	129
FLBW9-06	FLB W9	PM-DH-01	415	416	1	And_tuf_metaseds	0.91	5.0	0.095	1.9	1.7	47
FLBW9-07	FLB W9	PM-DH-02	398	399	1	And_tuf_metaseds	0.080	2.0	0.24	1.8	0.26	181
FLBW9-08	FLB W9	PM-DH-01	431	432	1	And_tuf_metaseds	0.12	2.6	0.28	4.3	0.55	105
FLBW9-09	FLB W9	PM-DH-02	377	378	1	And_tuf_metaseds	0.11	3.8	0.16	1.3	1.5	108
FLBW9-10	FLB W9	PM-DH-01	446	447	1	And_tuf_metaseds	0.18	5.9	0.11	1.6	2.4	33
<b>Weighted Average Composition</b>							0.23	3.3	0.16	1.8	0.92	98
FLBW10-01	FLB W10	PM-DH-01	449	450	1	And_tuf_metaseds	0.70	6.4	0.12	1.7	2.5	46
FLBW10-02	FLB W10	PM-DH-01	435	436	1	And_tuf_metaseds	1.5	3.9	0.085	1.8	5.0	38
FLBW10-03	FLB W10	PM-DH-02	403	404	1	And_tuf_metaseds	0.79	4.9	0.096	1.8	2.3	37
FLBW10-04	FLB W10	PM-DH-04	344	345	1	And_tuf_metaseds	0.34	1.5	0.12	2.3	0.29	71
FLBW10-05	FLB W10	PM-DH-02	375	376	1	And_tuf_metaseds	0.93	2.0	0.11	0.94	0.63	91
FLBW10-06	FLB W10	PM-DH-01	417	418	1	And_tuf_metaseds	1.9	5.3	0.077	1.6	1.9	54
FLBW10-07	FLB W10	PM-DH-01	424	425	1	And_tuf_metaseds	0.79	5.2	0.16	2.5	2.1	56
FLBW10-08	FLB W10	PM-DH-01	405	406	1	And_tuf_metaseds	1.0	4.5	0.088	1.7	1.9	36
FLBW10-09	FLB W10	PM-DH-01	389	390	1	And_tuf_metaseds	1.9	4.9	0.062	1.5	6.7	28
FLBW10-10	FLB W10	PM-DH-01	363	364	1	And_tuf_metaseds	1.3	4.6	0.074	2.1	2.6	32
<b>Weighted Average Composition</b>							1.1	4.3	0.099	1.8	2.6	49
FLBW11-01	FLB W11	PM-DH-04	11	12	1	And_tuf_metaseds	0.040	1.4	0.15	3.3	0.54	125
FLBW11-02	FLB W11	PM-DH-04	383	384	1	And_tuf_metaseds	0.16	2.2	0.11	1.2	0.33	66
FLBW11-03	FLB W11	PM-DH-02	413	414	1	And_tuf_metaseds	2.6	2.5	0.24	2.9	0.58	80
FLBW11-04	FLB W11	PM-DH-04	144	145	1	And_tuf_metaseds	0.13	1.7	0.33	4.0	0.52	137
FLBW11-05	FLB W11	PM-DH-04	196	196.85	0.85	And_tuf_metaseds	0.29	0.30	0.29	4.7	0.31	104
FLBW11-06	FLB W11	SP-ARD-002	17	17.6	0.6	TRA	0.36	2.4	0.047	0.56	0.46	20
FLBW11-07	FLB W11	SP-ARD-002	78	79	1	TRA	0.34	4.6	0.022	0.82	4.6	10
FLBW11-08	FLB W11	SP-ARD-001	45	46	1	VBX	0.030	2.2	0.17	2.0	0.53	62
FLBW11-09	FLB W11	SM20-002	111	112	1	VBX	0.16	15	0.052	2.0	4.9	16
FLBW11-10	FLB W11	SM20-002	145	146	1	TRA	0.080	2.4	0.14	1.5	0.66	80
<b>Weighted Average Composition</b>							0.42	3.6	0.16	2.3	1.4	72

**Notes**

Cells highlighted in red are greater than the average crustal abundance screening value from Price 1997  
 Weighted average composition for each barrel based on the interval length of individual grab samples



Table B-3: Elemental Content - FLB Tests

Sample ID	FLB ID	Drillhole	From	To	Interval	Lithology	Tungsten	Yttrium	Zinc	Zirconium
							(W)	(Y)	(Zn)	(Zr)
							ppm	ppm	ppm	ppm
							0.05	0.05	1	0.5
<b>10x Crustal Abundance Screening Value (Price 1997)</b>							12.5	330	700	1650
FLBW1-01	FLB W1	SM20-001	151	152	1	VBX	0.49	7.2	9.0	45
FLBW1-02	FLB W1	SM20-001	176	177	1	VBX	0.71	19	22	51
FLBW1-03	FLB W1	SM20-002	183	184	1	VBX	2.2	12	480	86
FLBW1-04	FLB W1	SM20-002	198	199	1	VBX	1.2	16	115	139
FLBW1-05	FLB W1	PM-DH-02	183	184	1	VBX	1.2	12	251	87
FLBW1-06	FLB W1	SM20-002	162	163	1	VBX	0.69	11	46	83
FLBW1-07	FLB W1	SM20-002	223	224	1	VBX	0.66	8.0	68	79
FLBW1-08	FLB W1	SM20-002	213	214	1	VBX	0.85	11	132	123
FLBW1-09	FLB W1	SM20-002	224	225	1	VBX	0.65	7.6	143	77
FLBW1-10	FLB W1	SM20-002	228	229	1	VBX	0.73	7.7	179	92
<b>Weighted Average Composition</b>							0.94	11	145	86
FLBW2-01	FLB W2	PM-DH-03	267	268	1	TRA	0.90	9.8	150	106
FLBW2-02	FLB W2	SM20-001	245	246	1	TRA	0.82	10	92	60
FLBW2-03	FLB W2	SM20-001	276	277	1	TRA	0.89	14	86	90
FLBW2-04	FLB W2	SM20-001	286	287	1	TRA	0.91	12	138	114
FLBW2-05	FLB W2	SM20-001	290	291	1	TRA	1.0	13	215	96
FLBW2-06	FLB W2	SM20-001	336	337	1	TRA	0.36	6.3	142	27
FLBW2-07	FLB W2	SM20-001	125	126	1	TRA	1.2	14	153	214
FLBW2-08	FLB W2	SM20-001	52	53	1	TRA	1.5	16	193	269
FLBW2-09	FLB W2	SM20-001	204	205	1	TRA	0.65	10	19	83
FLBW2-10	FLB W2	SM20-001	206	207	1	TRA	0.62	11	28	99
<b>Weighted Average Composition</b>							0.89	12	122	116
FLBW3-01	FLB W3	SP-ARD-002	38	39	1	TRA	3.1	9.6	79	41
FLBW3-02	FLB W3	SP-ARD-002	56	57	1	TRA	0.79	7.1	87	42
FLBW3-03	FLB W3	SP-ARD-002	58	59	1	TRA	0.69	8.0	154	42
FLBW3-04	FLB W3	SP-ARD-001	58	59	1	TRA	3.3	8.9	87	49
FLBW3-05	FLB W3	SP-ARD-001	78	79	1	TRA	0.66	10	103	52
FLBW3-06	FLB W3	SP-ARD-003	41	42	1	TRA	0.16	9.1	110	60
FLBW3-07	FLB W3	SP-ARD-003	17	18	1	TRA	0.10	8.4	88	62
FLBW3-08	FLB W3	SP-ARD-003	23	24	1	TRA	0.11	9.3	69	57
FLBW3-09	FLB W3	SP-ARD-003	25	26	1	TRA	0.14	9.8	106	53
FLBW3-10	FLB W3	SP-ARD-003	32	33	1	TRA	0.17	8.7	116	46
<b>Weighted Average Composition</b>							0.92	8.9	100	50
FLBW4-01	FLB W4	PM-DH-04	33	34	1	And_tuf_metaseds	1.1	7.1	83	16
FLBW4-02	FLB W4	PM-DH-04	46	47	1	And_tuf_metaseds	2.8	11	100	25
FLBW4-03	FLB W4	PM-DH-02	432	433	1	And_tuf_metaseds	0.17	13	164	26
FLBW4-04	FLB W4	PM-DH-02	410	411	1	And_tuf_metaseds	1.1	9.2	165	36
FLBW4-05	FLB W4	PM-DH-04	87	88	1	And_tuf_metaseds	1.3	8.8	53	52
FLBW4-06	FLB W4	PM-DH-04	71	72	1	And_tuf_metaseds	1.1	9.7	66	21
FLBW4-07	FLB W4	PM-DH-04	82	83	1	And_tuf_metaseds	4.3	8.5	74	17
FLBW4-08	FLB W4	PM-DH-04	91	92	1	And_tuf_metaseds	11	11	47	13
FLBW4-09	FLB W4	PM-DH-04	102	103	1	And_tuf_metaseds	4.8	7.8	48	16
FLBW4-10	FLB W4	PM-DH-04	176	177	1	And_tuf_metaseds	0.53	5.0	126	12
<b>Weighted Average Composition</b>							2.8	9.1	93	23
FLBW6-01	FLB W6	PM-DH-04	301	302	1	VBX	1.1	13	79	66
FLBW6-02	FLB W6	PM-DH-03	333	333.89	0.89	And_tuf_metaseds	0.59	8.6	42	36
FLBW6-03	FLB W6	PM-DH-01	82.34	83.2	0.86	And_tuf_metaseds	0.58	7.8	50	46
FLBW6-04	FLB W6	SP-ARD-001	40	40.7	0.7	And_tuf_metaseds	0.73	8.4	220	39
FLBW6-05	FLB W6	PM-DH-04	183	184	1	And_tuf_metaseds	9.4	8.6	44	74
FLBW6-06	FLB W6	PM-DH-04	178.46	179.3	0.84	And_tuf_metaseds	0.74	7.5	204	37
FLBW6-07	FLB W6	PM-DH-04	165	166	1	And_tuf_metaseds	1.0	11	40	72
FLBW6-08	FLB W6	PM-DH-04	210	211	1	And_tuf_metaseds	1.0	8.5	133	33
FLBW6-09	FLB W6	PM-DH-04	157.96	159.16	1.2	And_tuf_metaseds	0.99	9.0	22	62
FLBW6-10	FLB W6	SP-ARD-001	12	13.3	1.3	TRA	4.0	10.0	179	52
<b>Weighted Average Composition</b>							2.1	9.4	98	53

**Notes**

Cells highlighted in red are greater than the average crustal abundance screening value from Price 1997

Weighted average composition for each barrel based on the interval length of individual grab samples

Table B-3: Elemental Content - FLB Tests

Sample ID	FLB ID	Drillhole	From	To	Interval	Lithology	Tungsten	Yttrium	Zinc	Zirconium
							(W)	(Y)	(Zn)	(Zr)
							ppm	ppm	ppm	ppm
							0.05	0.05	1	0.5
<b>10x Crustal Abundance Screening Value (Price 1997)</b>							12.5	330	700	1650
FLBW8-01	FLB W8	PM-DH-04	36	37	1	And_tuf_metaseds	2.8	6.8	56	26
FLBW8-02	FLB W8	PM-DH-04	59	60	1	And_tuf_metaseds	0.10	7.9	80	14
FLBW8-03	FLB W8	SP-ARD-002	11	12	1	And_tuf_metaseds	0.47	7.6	69	39
FLBW8-04	FLB W8	SP-ARD-002	63	64	1	TRA	0.52	6.0	108	36
FLBW8-05	FLB W8	SP-ARD-002	55	56	1	TRA	3.0	7.4	117	39
FLBW8-06	FLB W8	SP-ARD-003	53	54	1	VBX	0.80	9.7	58	93
FLBW8-07	FLB W8	PM-DH-04	109	110	1	And_tuf_metaseds	1.2	9.9	74	13
FLBW8-08	FLB W8	PM-DH-04	112	113	1	And_tuf_metaseds	2.2	9.6	60	7.3
FLBW8-09	FLB W8	PM-DH-04	15	16	1	And_tuf_metaseds	10	9.6	43	31
FLBW8-10	FLB W8	PM-DH-04	5	6	1	And_tuf_metaseds	1.1	6.5	44	24
<b>Weighted Average Composition</b>							2.2	8.1	71	32
FLBW9-01	FLB W9	PM-DH-02	393	394	1	And_tuf_metaseds	4.3	8.4	97	25
FLBW9-02	FLB W9	PM-DH-04	53.53	54.23	0.7	And_tuf_metaseds	0.080	8.6	58	18
FLBW9-03	FLB W9	PM-DH-04	386	387	1	And_tuf_metaseds	6.8	7.6	93	31
FLBW9-04	FLB W9	PM-DH-01	413	414	1	And_tuf_metaseds	0.78	9.2	72	70
FLBW9-05	FLB W9	PM-DH-02	373	374	1	And_tuf_metaseds	1.5	9.7	122	34
FLBW9-06	FLB W9	PM-DH-01	415	416	1	And_tuf_metaseds	0.67	8.8	91	68
FLBW9-07	FLB W9	PM-DH-02	398	399	1	And_tuf_metaseds	9.5	9.3	122	34
FLBW9-08	FLB W9	PM-DH-01	431	432	1	And_tuf_metaseds	0.60	9.2	85	50
FLBW9-09	FLB W9	PM-DH-02	377	378	1	And_tuf_metaseds	1.3	9.6	63	48
FLBW9-10	FLB W9	PM-DH-01	446	447	1	And_tuf_metaseds	0.92	10.0	49	127
<b>Weighted Average Composition</b>							2.7	9.1	86	51
FLBW10-01	FLB W10	PM-DH-01	449	450	1	And_tuf_metaseds	0.30	10	35	115
FLBW10-02	FLB W10	PM-DH-01	435	436	1	And_tuf_metaseds	0.65	10	80	95
FLBW10-03	FLB W10	PM-DH-02	403	404	1	And_tuf_metaseds	0.73	9.4	89	73
FLBW10-04	FLB W10	PM-DH-04	344	345	1	And_tuf_metaseds	0.64	7.5	78	39
FLBW10-05	FLB W10	PM-DH-02	375	376	1	And_tuf_metaseds	0.45	8.6	63	37
FLBW10-06	FLB W10	PM-DH-01	417	418	1	And_tuf_metaseds	0.57	8.6	64	67
FLBW10-07	FLB W10	PM-DH-01	424	425	1	And_tuf_metaseds	1.1	10	82	101
FLBW10-08	FLB W10	PM-DH-01	405	406	1	And_tuf_metaseds	0.98	8.3	67	66
FLBW10-09	FLB W10	PM-DH-01	389	390	1	And_tuf_metaseds	0.85	9.6	105	97
FLBW10-10	FLB W10	PM-DH-01	363	364	1	And_tuf_metaseds	0.94	9.9	72	69
<b>Weighted Average Composition</b>							0.72	9.2	74	76
FLBW11-01	FLB W11	PM-DH-04	11	12	1	And_tuf_metaseds	0.95	7.9	56	23
FLBW11-02	FLB W11	PM-DH-04	383	384	1	And_tuf_metaseds	2.2	6.4	70	38
FLBW11-03	FLB W11	PM-DH-02	413	414	1	And_tuf_metaseds	7.9	9.5	171	66
FLBW11-04	FLB W11	PM-DH-04	144	145	1	And_tuf_metaseds	3.3	5.8	32	37
FLBW11-05	FLB W11	PM-DH-04	196	196.85	0.85	And_tuf_metaseds	0.54	6.5	184	25
FLBW11-06	FLB W11	SP-ARD-002	17	17.6	0.6	TRA	0.46	6.4	38	40
FLBW11-07	FLB W11	SP-ARD-002	78	79	1	TRA	0.43	9.5	103	99
FLBW11-08	FLB W11	SP-ARD-001	45	46	1	VBX	3.4	8.1	56	48
FLBW11-09	FLB W11	SM20-002	111	112	1	VBX	3.3	12	54	118
FLBW11-10	FLB W11	SM20-002	145	146	1	TRA	3.8	10	79	71
<b>Weighted Average Composition</b>							2.7	8.4	85	58

**Notes**

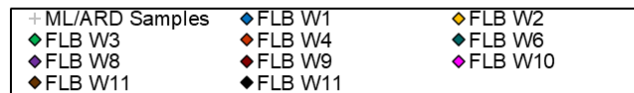
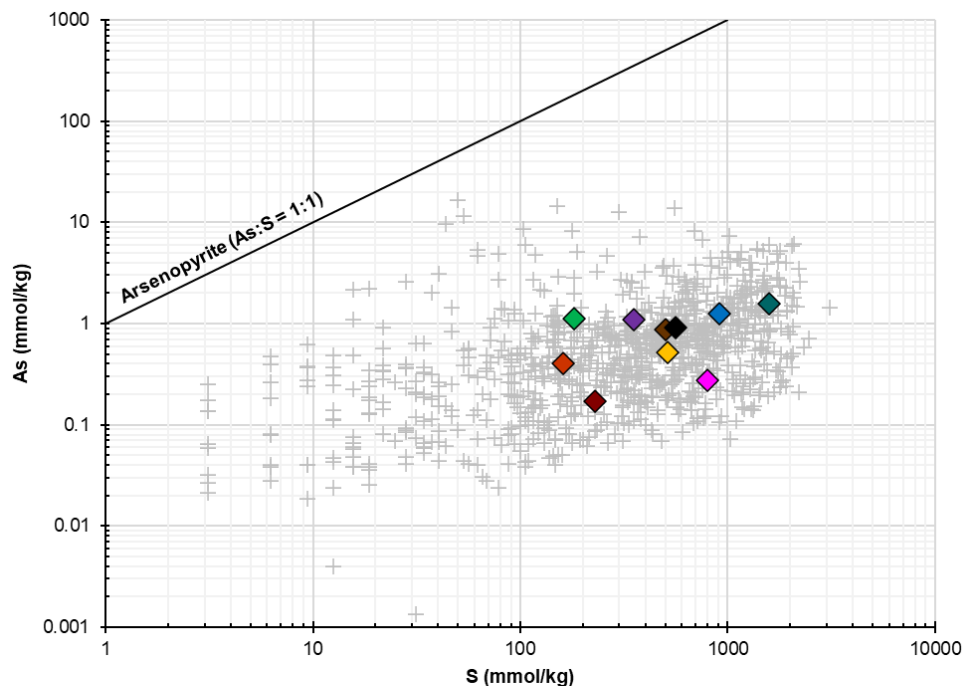
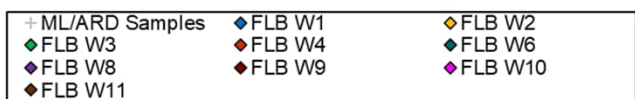
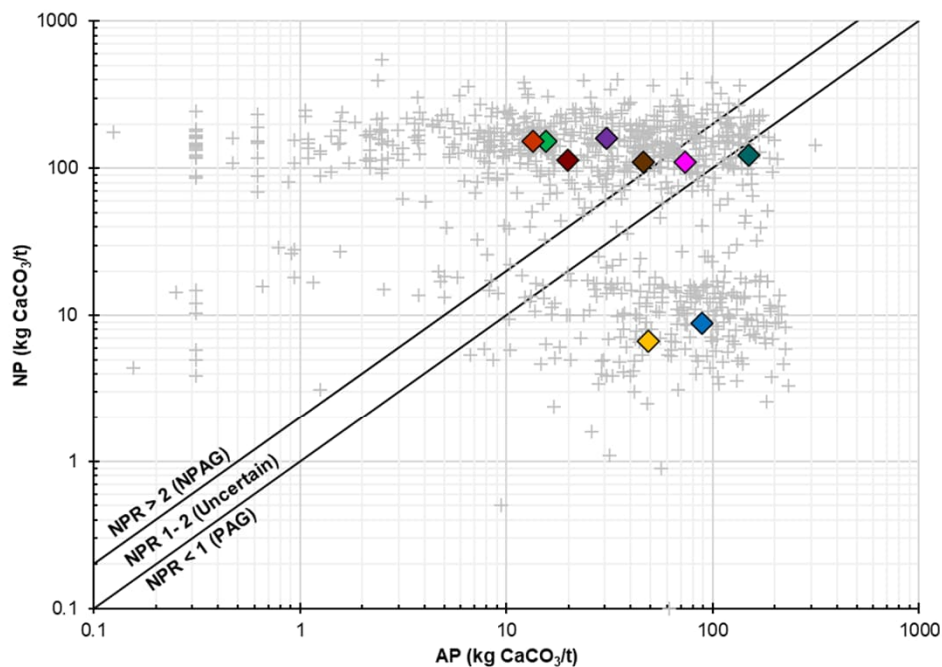
Cells highlighted in red are greater than the average crustal abundance screening value from Price 1997  
 Weighted average composition for each barrel based on the interval length of individual grab samples



## **Appendix C**

# Field Leach Barrels Static Testing Results

## NP vs. AP and As vs. S



### Notes

Static testing results presented represent the weighted average composition for each barrel based on the interval length of individual grab samples ( $n = 10$ ).

ABA and metal content descriptions are given relative to the Project ML/ARD database ( $n = 876$  ABA samples,  $n = 694$  metal content samples by aqua regia digestion, Wood 2021).

ABA data for the composite samples were compared to analogue AP, NP, and metal content from the exploration ICP database, with good alignment observed, confirming the representativeness of the sub-samples as presented in the figures that follow.



### Field Leach Barrels Static Testing Results

#### 2024 Field Leach Barrel Update Springpole Project - DRAFT

Springpole

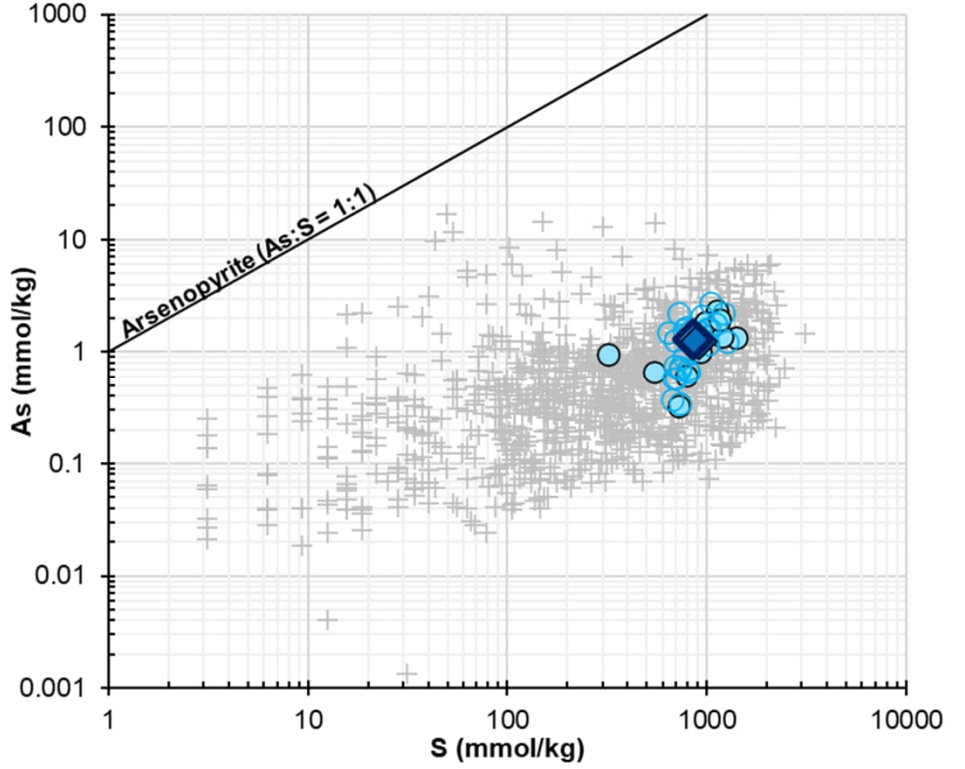
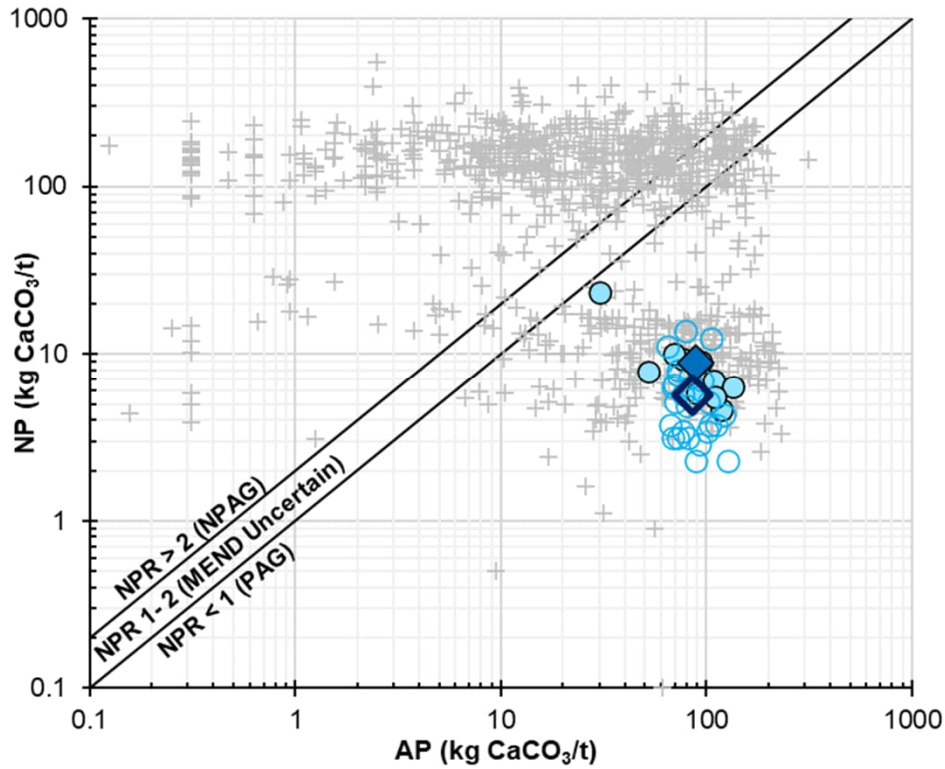
Project Number		ONS2104	
Date		February 2025	
Figure Number		<b>C-1</b>	
Drawn	EC	Reviewed	KG

# FLB W1 Static Testing Results

Lithology: VBX

ARD Description: High S, low NP, PAG

Metal Content: Elevated As, other elevated metals (Cd, Pb, Hg, Mo, U)



## Notes

Average compositions calculated based on interval length of individual grab samples; 10 grab samples per test (see text).

All sample intervals - represent exploration ICP data (with the ABA analogue applied) to estimate NP and AP characteristics. As and S data used directly from exploration ICP data.

Grab samples - represent 10 grab samples of representative pieces of drill core used to construct the tests. ABA and elemental content analyzed directly.



## FLB-W1 Static Testing Results

2024 Field Leach Barrel Update  
Springpole Project - DRAFT

Springpole

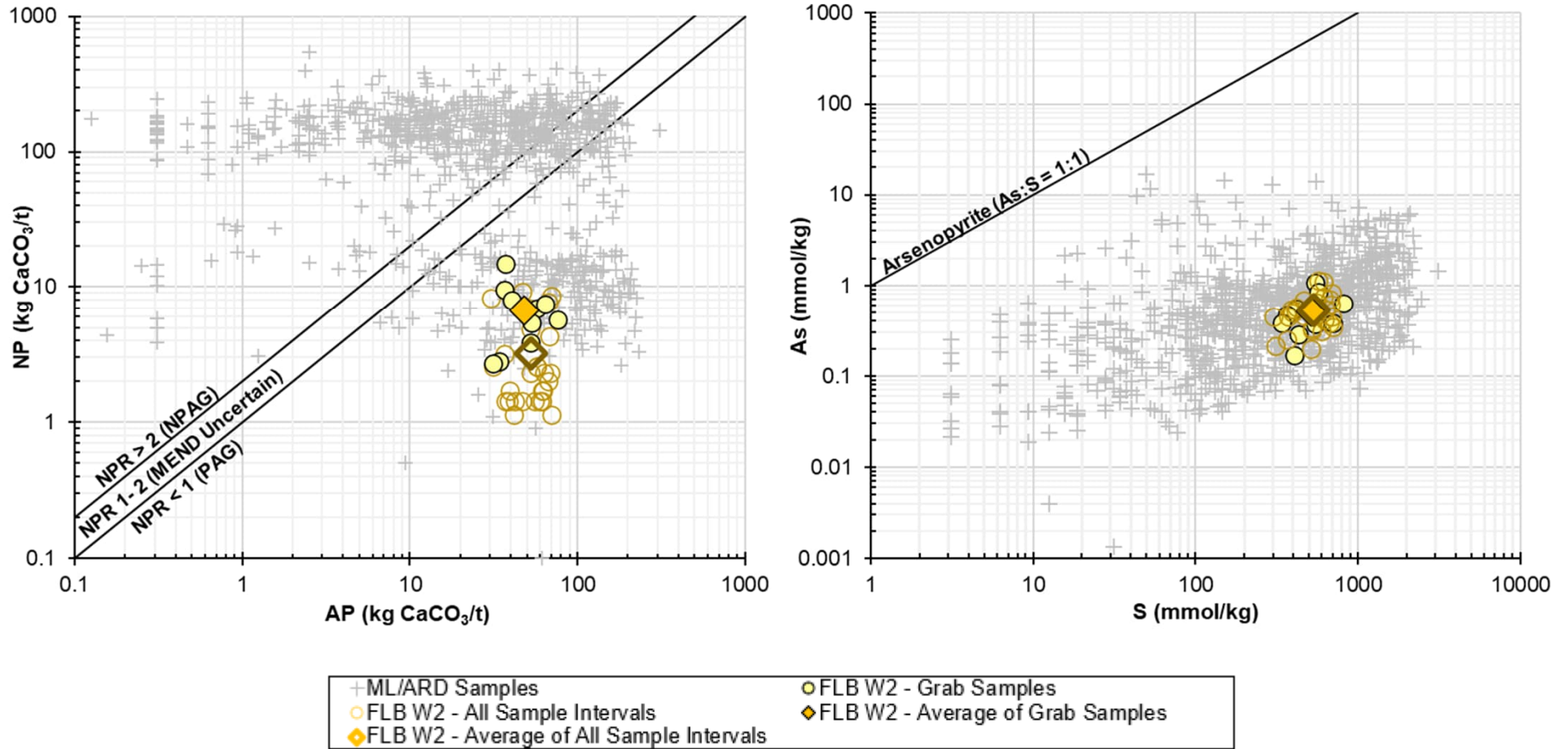
Project Number		ONS2104	
Date		February 2025	
Figure Number		<b>C-2</b>	
Drawn	EC	Reviewed	KG

# FLB W2 Static Testing Results

Lithology: TRA

ARD Description: Typical S, low NP, PAG

Metal Content: Typical As, other elevated metals (Ag, Cd, Se, Hg, U, Mo)



## Notes

Average compositions calculated based on interval length of individual grab samples; 10 grab samples per test (see text).

All sample intervals - represent exploration ICP data (with the ABA analogue applied) to estimate NP and AP characteristics. As and S data used directly from exploration ICP data.

Grab samples - represent 10 grab samples of representative pieces of drill core used to construct the tests. ABA and elemental content analyzed directly.



## FLB-W2 Static Testing Results

2024 Field Leach Barrel Update  
Springpole Project - DRAFT

Springpole

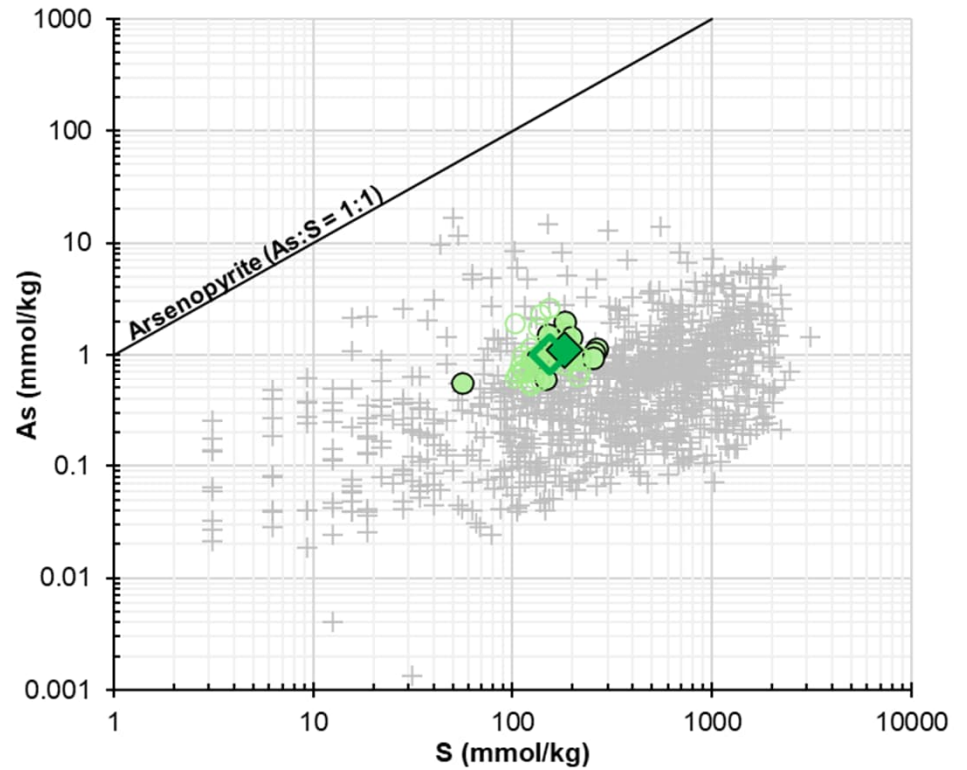
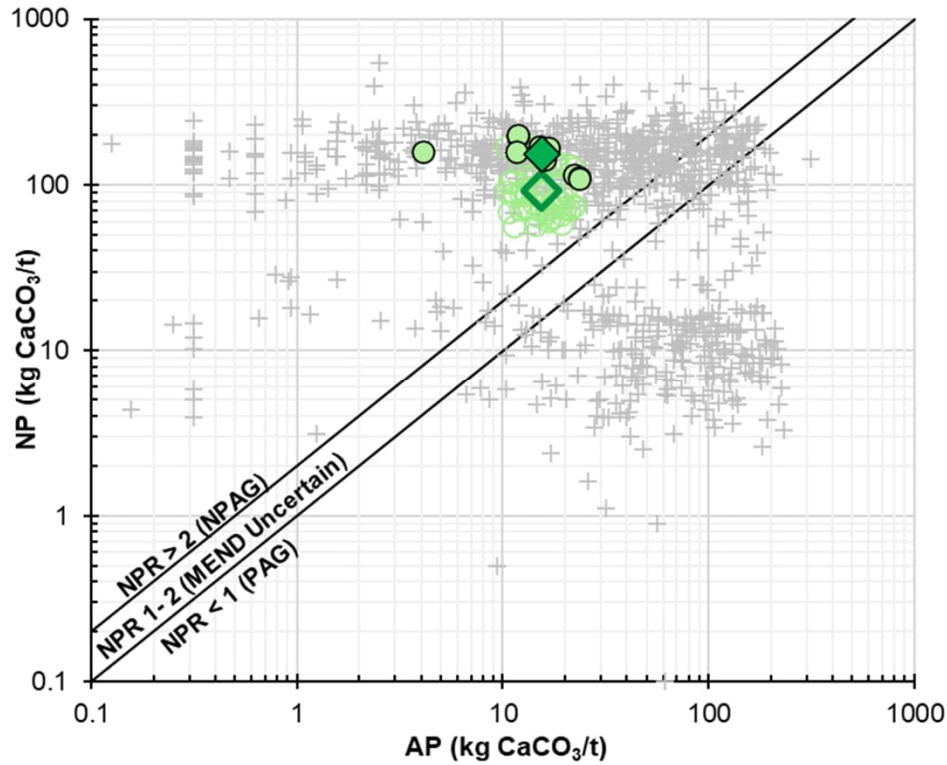
Project Number		ONS2104	
Date		February 2025	
Figure Number		<b>C-3</b>	
Drawn	EC	Reviewed	KG

# FLB W3 Static Testing Results

Lithology: TRA

ARD Description: Low S, NAG

Metal Content: Moderate As, other elevated metals (Sb, Hg)



## Notes

Average compositions calculated based on interval length of individual grab samples; 10 grab samples per test (see text).

All sample intervals - represent exploration ICP data (with the ABA analogue applied) to estimate NP and AP characteristics. As and S data used directly from exploration ICP data.

Grab samples - represent 10 grab samples of representative pieces of drill core used to construct the tests. ABA and elemental content analyzed directly.



## FLB-W3 Static Testing Results

2024 Field Leach Barrel Update  
Springpole Project - DRAFT

Springpole

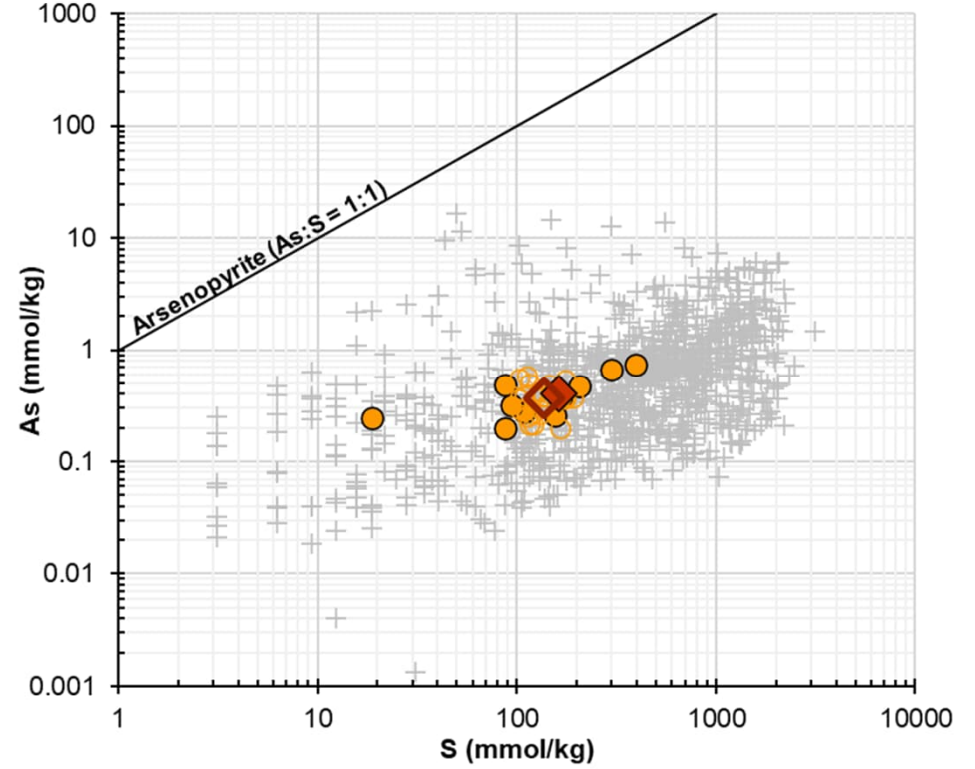
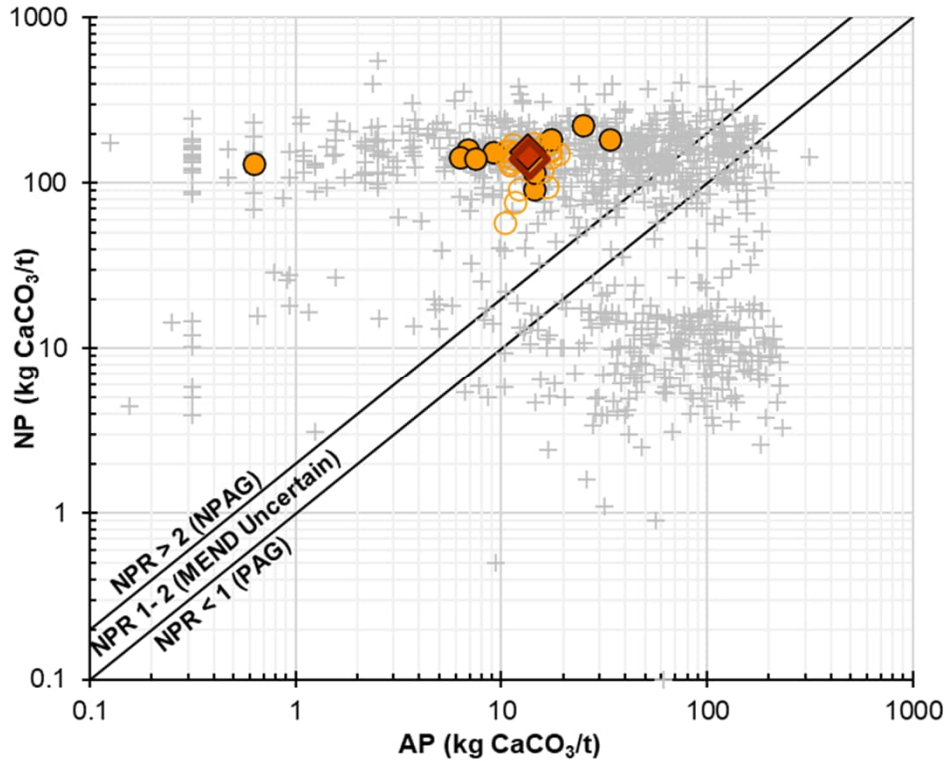
Project Number		ONS2104	
Date		February 2025	
Figure Number		<b>C-4</b>	
Drawn	EC	Reviewed	KG

# FLB W4 Static Testing Results

Lithology: AND\_TUFF\_MSED

ARD Description: Low S, NAG

Metal Content: Typical As, other elevated metals (Co, Cr, Ni, V, W)



## Notes

Average compositions calculated based on interval length of individual grab samples; 10 grab samples per test (see text).

All sample intervals - represent exploration ICP data (with the ABA analogue applied) to estimate NP and AP characteristics. As and S data used directly from exploration ICP data.

Grab samples - represent 10 grab samples of representative pieces of drill core used to construct the tests. ABA and elemental content analyzed directly.



## FLB-01 Static Testing Results

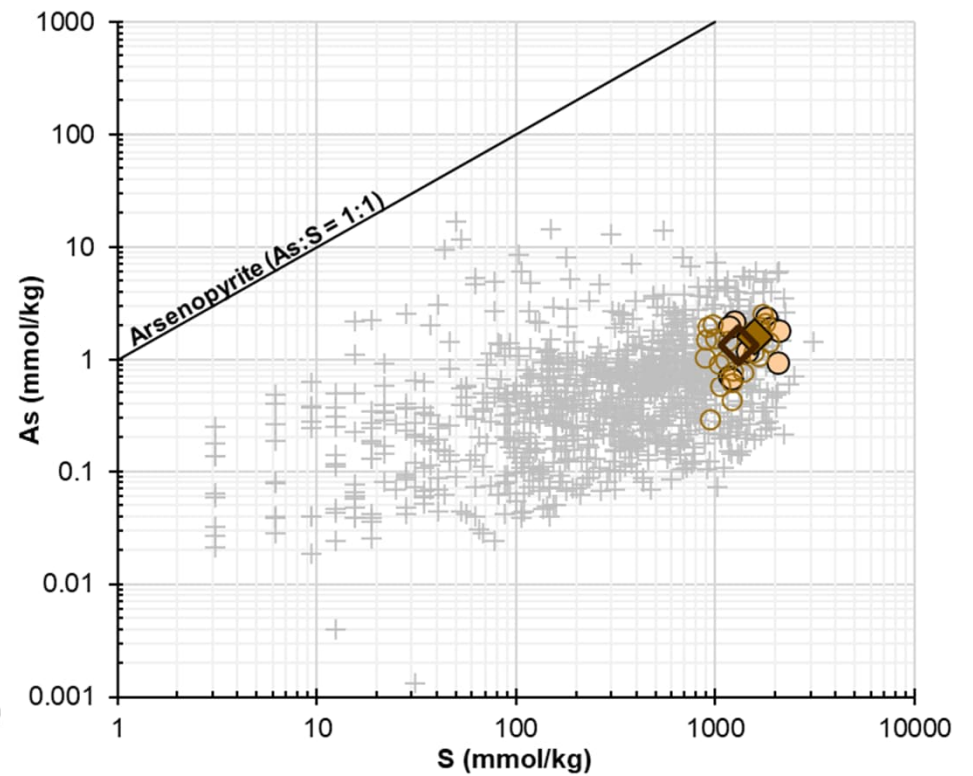
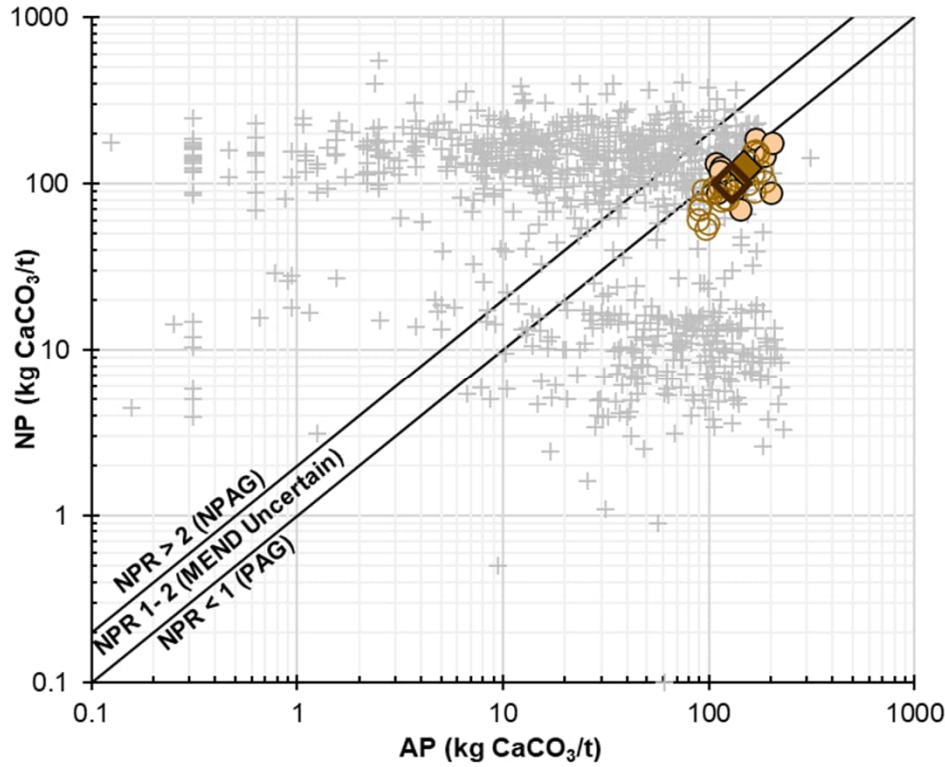
2024 Field Leach Barrel Update  
Springpole Project - DRAFT

Springpole

Project Number		ONS2104	
Date		February 2025	
Figure Number		<b>C-5</b>	
Drawn	EC	Reviewed	KG

# FLB W6 Static Testing Results

Lithology: AND\_TUFF\_MSED, VBX, TRA  
 ARD Description: High S, typical NP, PAG  
 Metal Content: Elevated As, other elevated metals (Co, W)



## Notes

Average compositions calculated based on interval length of individual grab samples; 10 grab samples per test (see text).

All sample intervals - represent exploration ICP data (with the ABA analogue applied) to estimate NP and AP characteristics. As and S data used directly from exploration ICP data.

Grab samples - represent 10 grab samples of representative pieces of drill core used to construct the tests. ABA and elemental content analyzed directly.



## FLB-W6 Static Testing Results

2024 Field Leach Barrel Update  
 Springpole Project - DRAFT

Springpole

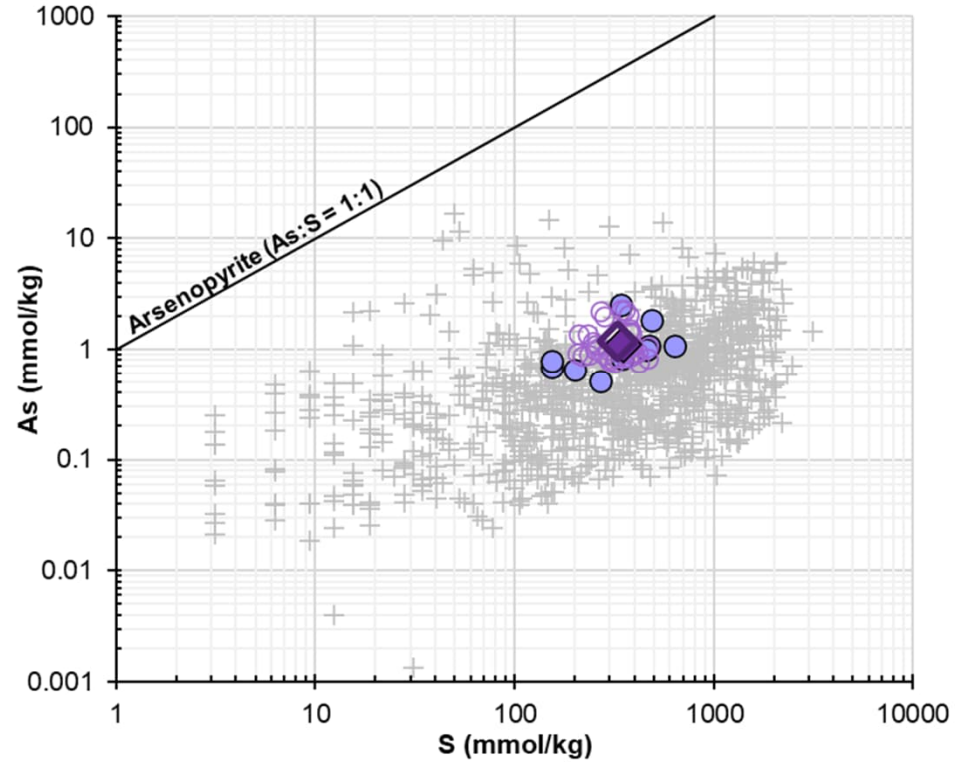
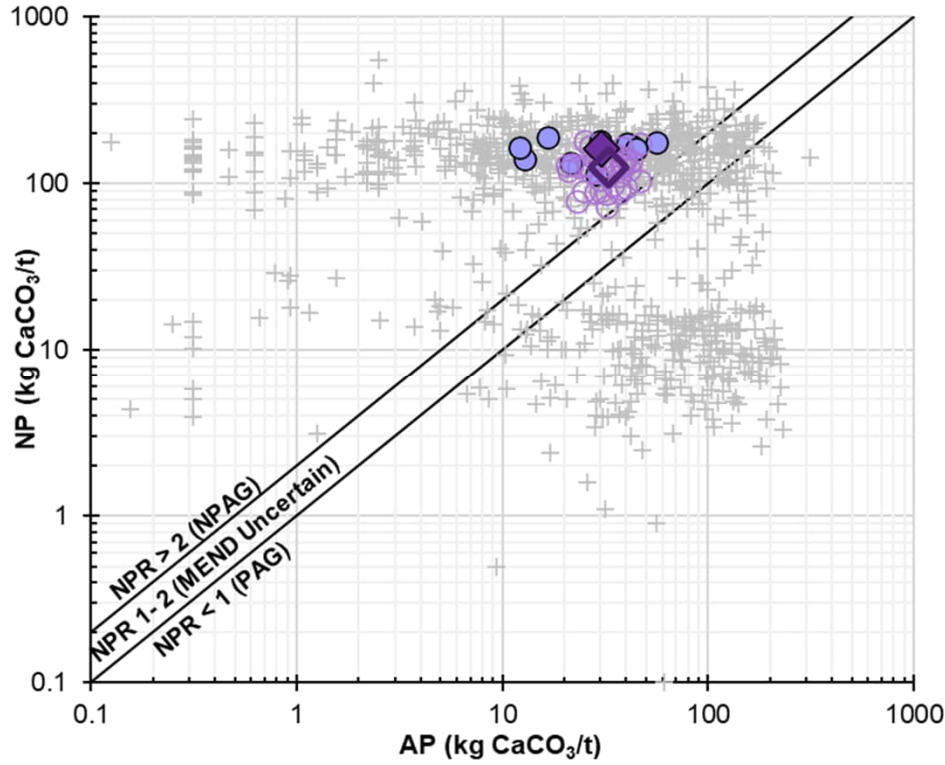
Project Number		ONS2104	
Date		February 2025	
Figure Number		<b>C-6</b>	
Drawn	EC	Reviewed	KG

# FLB W8 Static Testing Results

Lithology: AND\_TUFF\_MSED, VBX, TRA

ARD Description: High S, NAG

Metal Content: Moderate As, other elevated metals (Co, Ni, W)



## Notes

Average compositions calculated based on interval length of individual grab samples; 10 grab samples per test (see text).

All sample intervals - represent exploration ICP data (with the ABA analogue applied) to estimate NP and AP characteristics. As and S data used directly from exploration ICP data.

Grab samples - represent 10 grab samples of representative pieces of drill core used to construct the tests. ABA and elemental content analyzed directly.



## FLB-W8 Static Testing Results

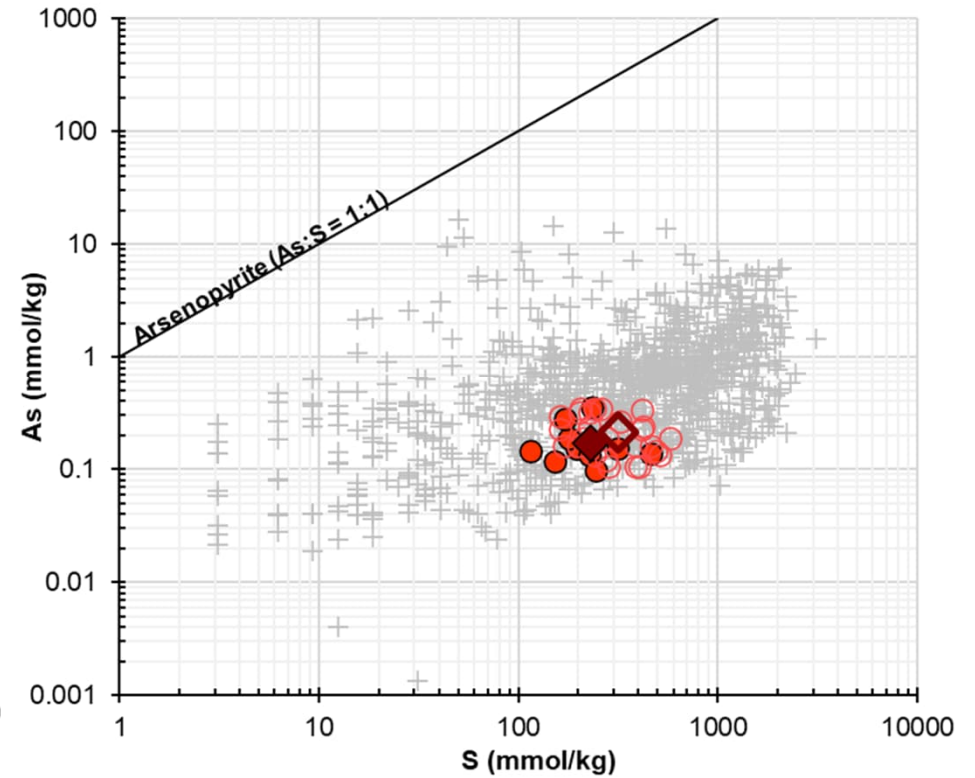
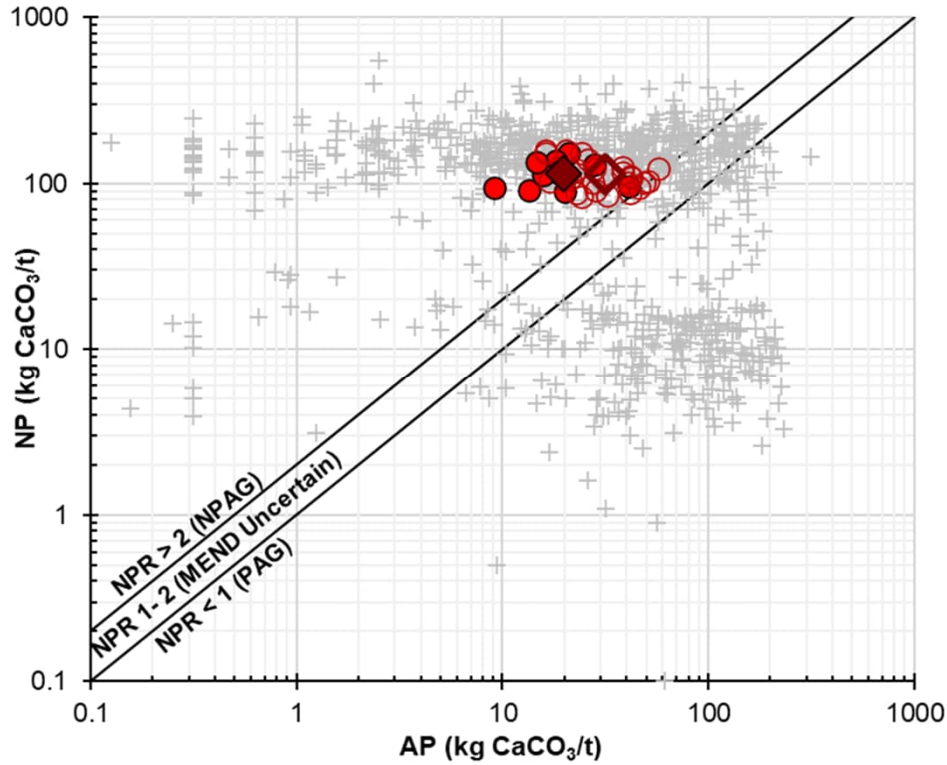
2024 Field Leach Barrel Update  
Springpole Project - DRAFT

Springpole

Project Number		ONS2104	
Date		February 2025	
Figure Number		<b>C-7</b>	
Drawn	EC	Reviewed	KG

# FLB W9 Static Testing Results

Lithology: *AND\_TUFF\_MSED*  
 ARD Description: *Typical S, NAG*  
 Metal Content: *Low As, elevated V*



## Notes

Average compositions calculated based on interval length of individual grab samples; 10 grab samples per test (see text).

All sample intervals - represent exploration ICP data (with the ABA analogue applied) to estimate NP and AP characteristics. As and S data used directly from exploration ICP data.

Grab samples - represent 10 grab samples of representative pieces of drill core used to construct the tests. ABA and elemental content analyzed directly.



## FLB-W9 Static Testing Results

2024 Field Leach Barrel Update  
 Springpole Project - DRAFT

Springpole

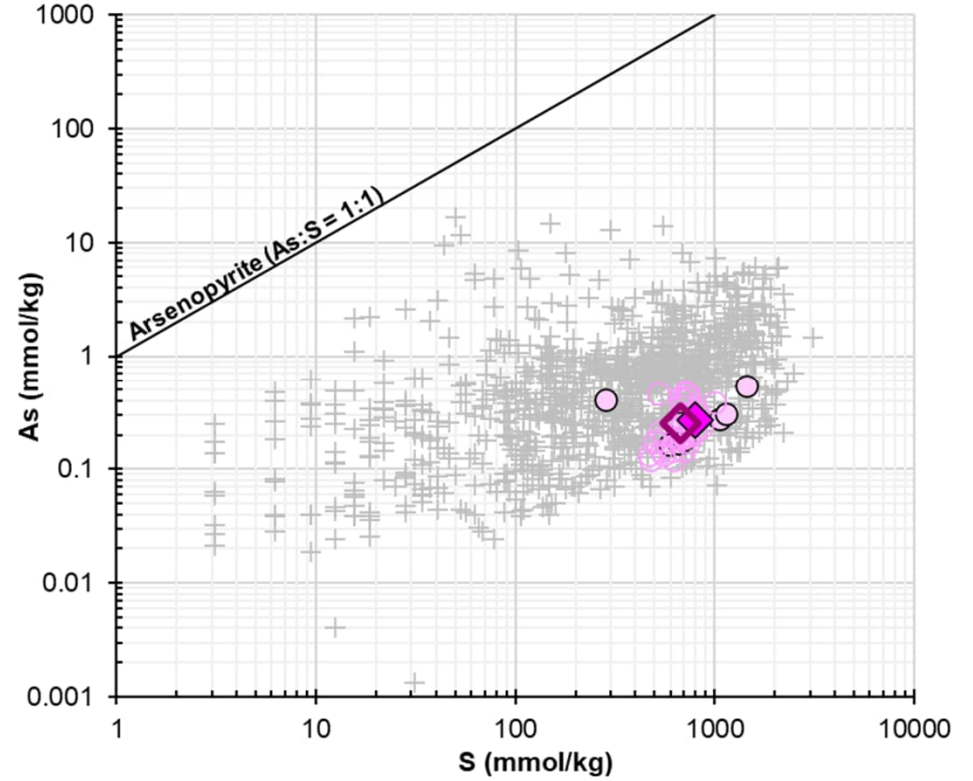
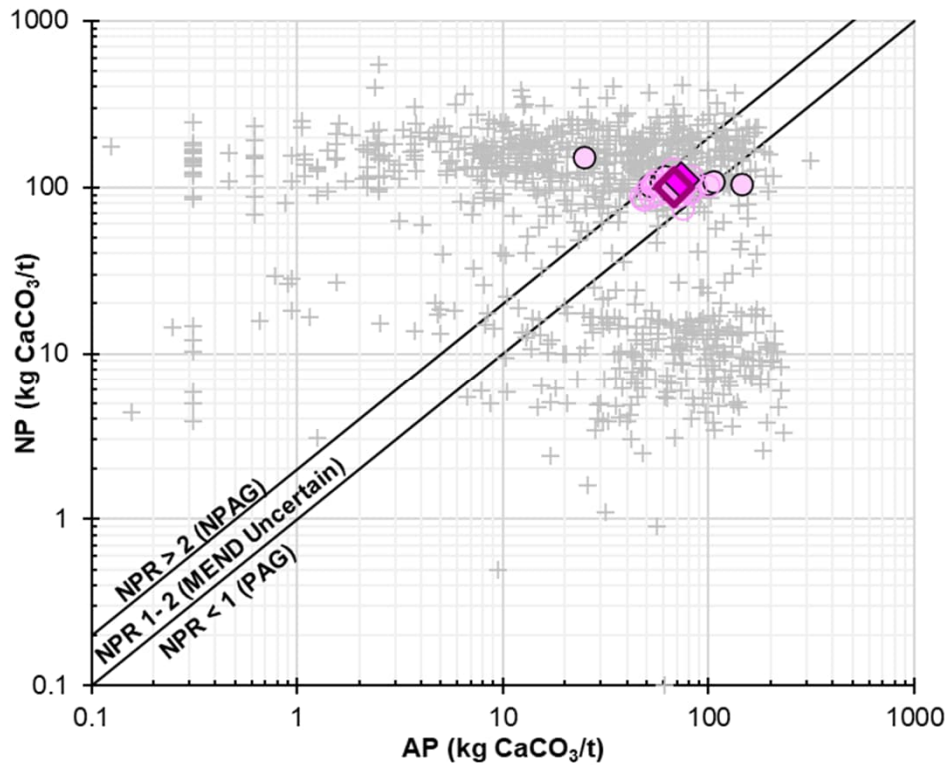
Project Number		ONS2104	
Date		February 2025	
Figure Number		<b>C-8</b>	
Drawn	EC	Reviewed	KG

# FLB W10 Static Testing Results

Lithology: *AND\_TUFF\_MSED*

ARD Description: *Moderate S, typical NP, Uncertain*

Metal Content: *Typical As*



## Notes

Average compositions calculated based on interval length of individual grab samples; 10 grab samples per test (see text).

All sample intervals - represent exploration ICP data (with the ABA analogue applied) to estimate NP and AP characteristics. As and S data used directly from exploration ICP data.

Grab samples - represent 10 grab samples of representative pieces of drill core used to construct the tests. ABA and elemental content analyzed directly.



## FLB-W10 Static Testing Results

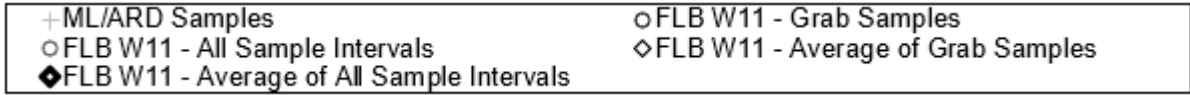
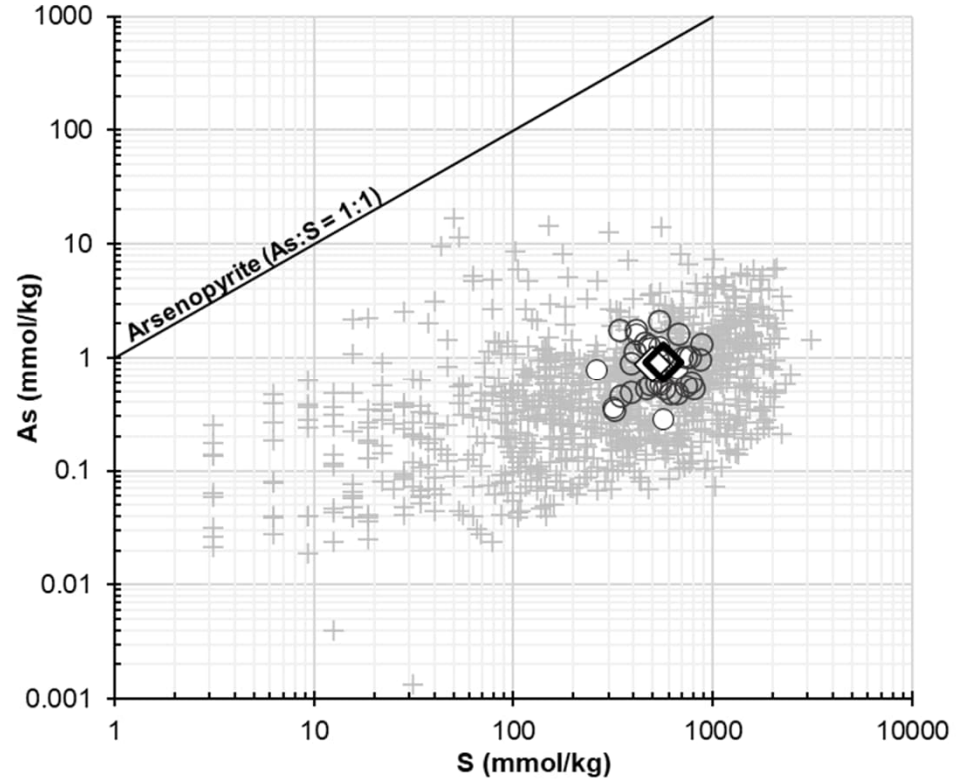
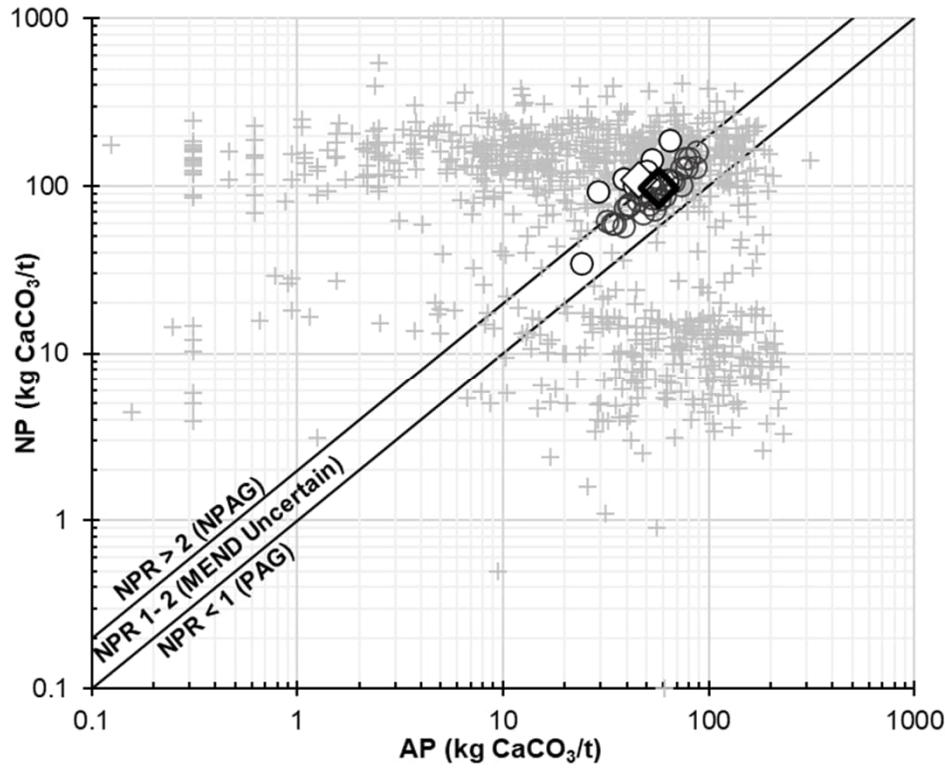
**2024 Field Leach Barrel Update  
Springpole Project - DRAFT**

Springpole

Project Number		ONS2104	
Date		February 2025	
Figure Number		<b>C-9</b>	
Drawn	EC	Reviewed	KG

# FLB W11 Static Testing Results

Lithology: *AND\_TUFF\_MSED*  
 ARD Description: *Typical S, NAG*  
 Metal Content: *Moderate As, elevated W*



## Notes

Average compositions calculated based on interval length of individual grab samples; 10 grab samples per test (see text).

All sample intervals - represent exploration ICP data (with the ABA analogue applied) to estimate NP and AP characteristics. As and S data used directly from exploration ICP data.

Grab samples - represent 10 grab samples of representative pieces of drill core used to construct the tests. ABA and elemental content analyzed directly.



## FLB-W11 Static Testing Results

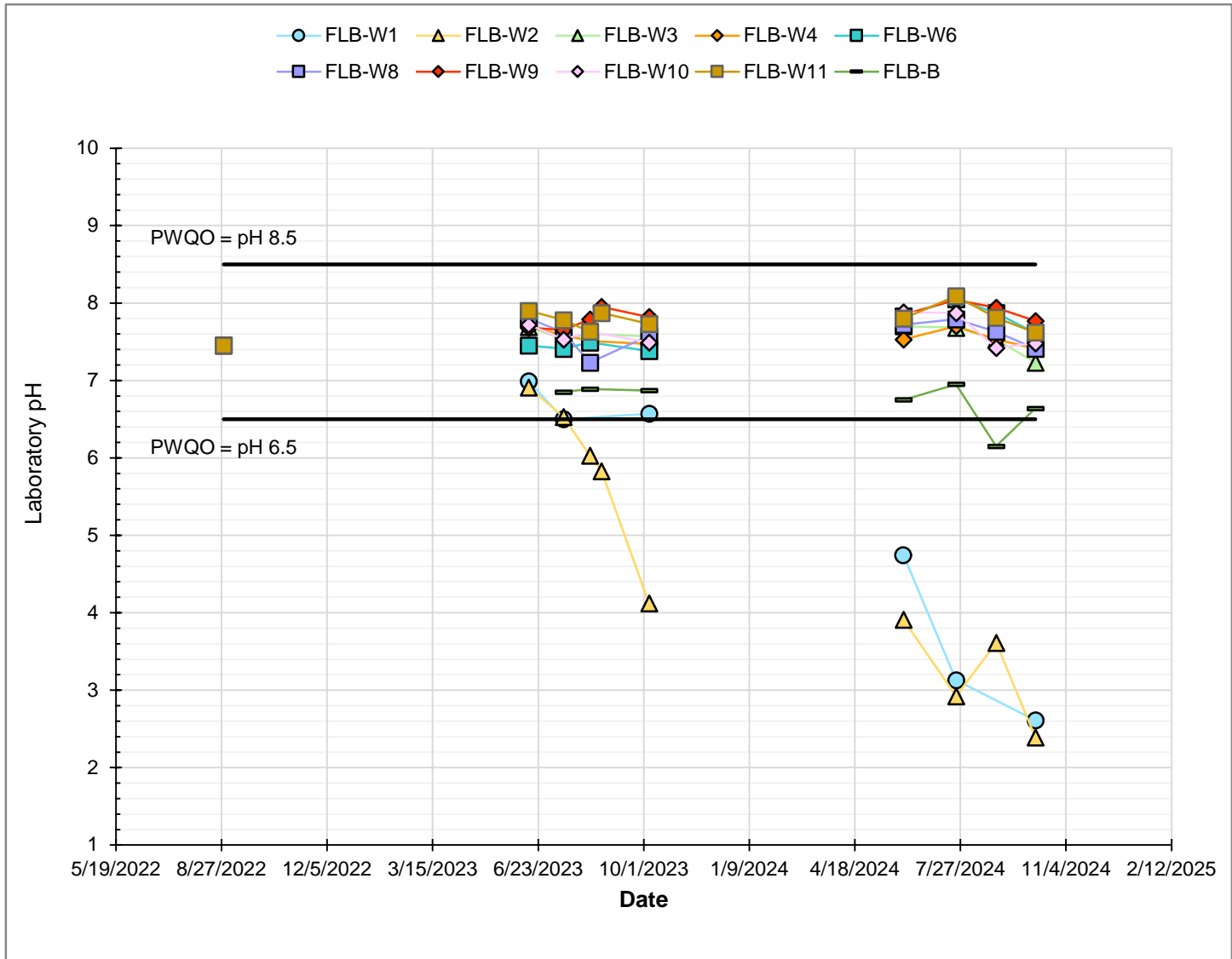
**2024 Field Leach Barrel Update  
 Springpole Project - DRAFT**

Springpole

Project Number		ONS2104	
Date		February 2025	
Figure Number		<b>C-10</b>	
Drawn	EC	Reviewed	KG



## **Appendix D**



**Notes:**

Tests initiated in July 2022.

In some cases, data could not be collected due to dry barrel conditions or ice buildup in the barrel (see text).

Leachate results were compared to Ontario PWQO and interim PWQO values for aquatic life protection, with no regulatory significance.



**Laboratory pH**

**2024 Field Leach Barrel Data Update, Springpole Project - DRAFT**

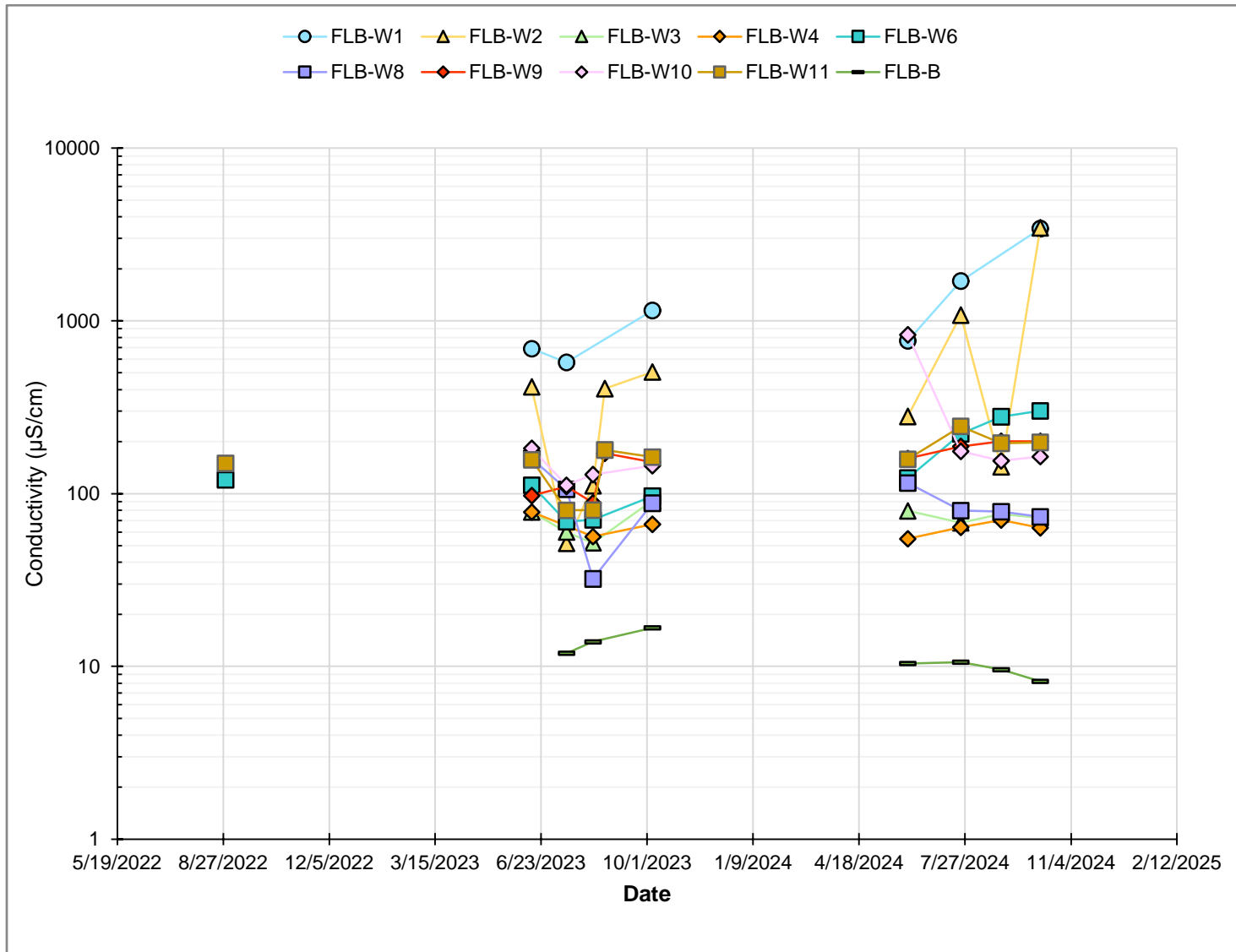
Springpole

Project Number      ONS2104

Date                      Feb. 2025

Figure Number              D-1

Drawn	YW	Reviewed	EC
-------	----	----------	----



**Notes:**

Tests initiated in July 2022.

In some cases, data could not be collected due to dry barrel conditions or ice buildup in the barrel (see text).

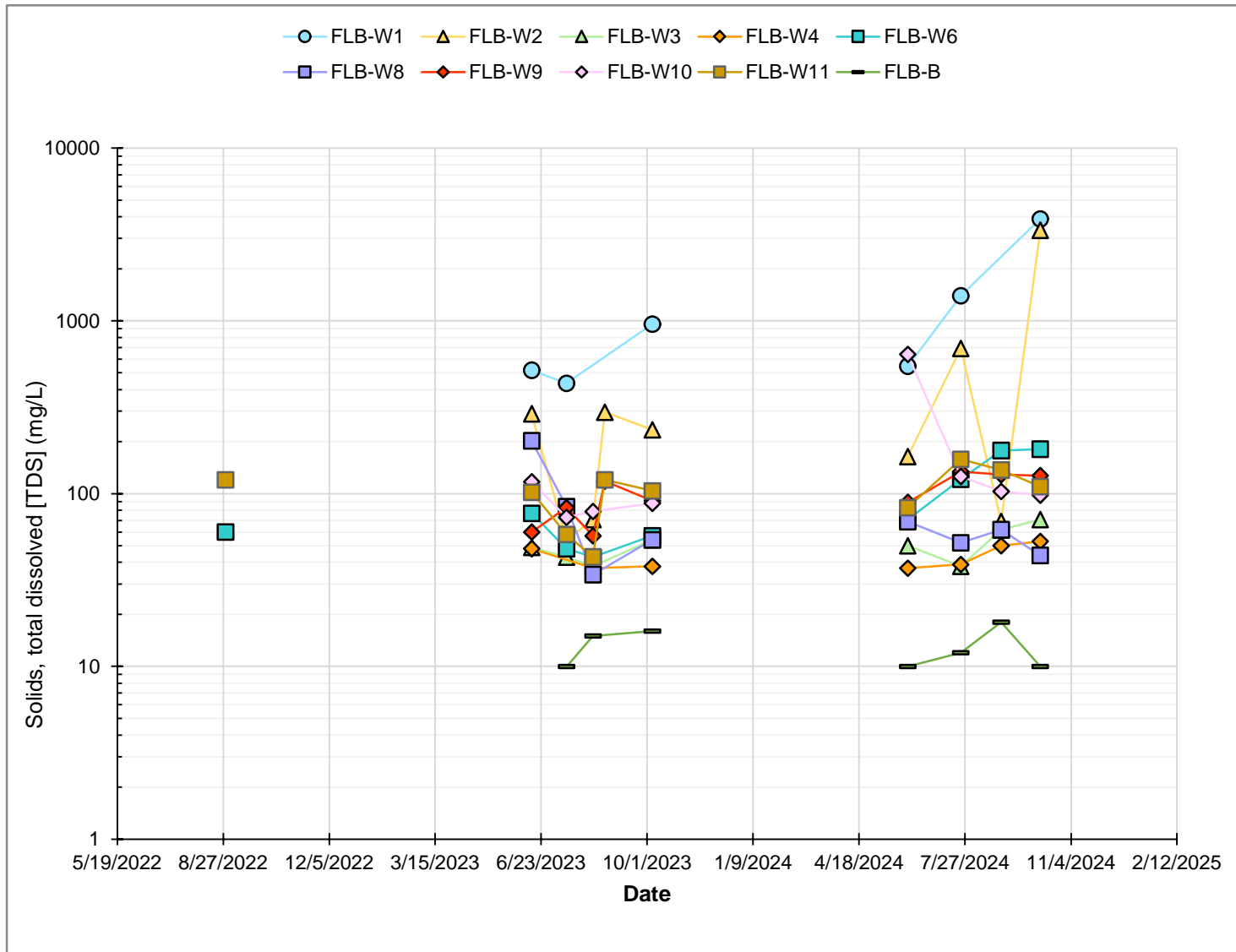


**Laboratory Conductivity**

**2024 Field Leach Barrel Data Update, Springpole Project - DRAFT**

Springpole

Project Number	ONS2104		
Date	Feb. 2025		
Figure Number	D-2		
Drawn	YW	Reviewed	EC



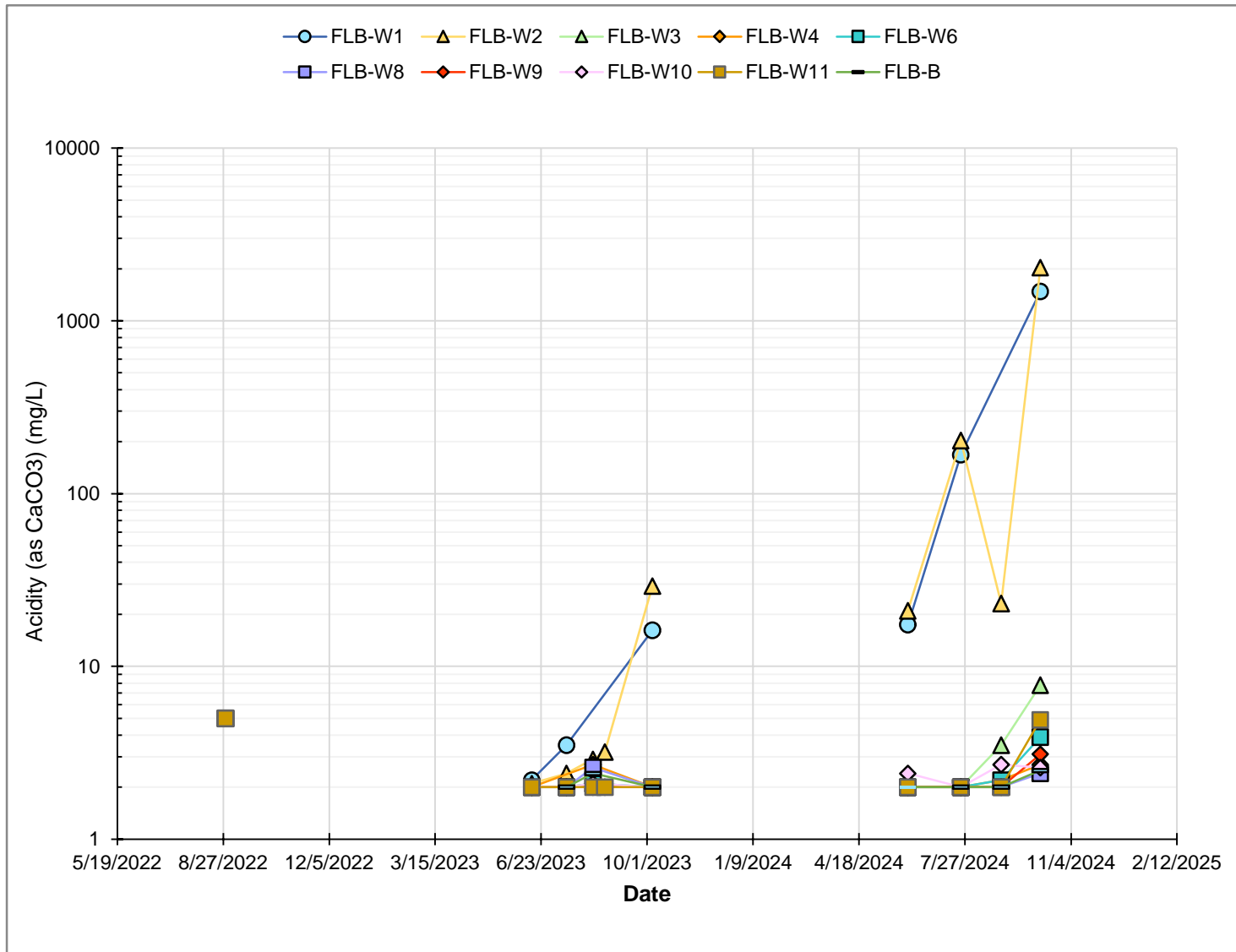
**Notes:**

Tests initiated in July 2022.

In some cases, data could not be collected due to dry barrel conditions or ice buildup in the barrel (see text).



Total Dissolved Solids			
2024 Field Leach Barrel Data Update, Springpole Project - DRAFT			
Springpole			
Project Number	ONS2104		
Date	Feb. 2025		
Figure Number	D-3		
Drawn	YW	Reviewed	EC



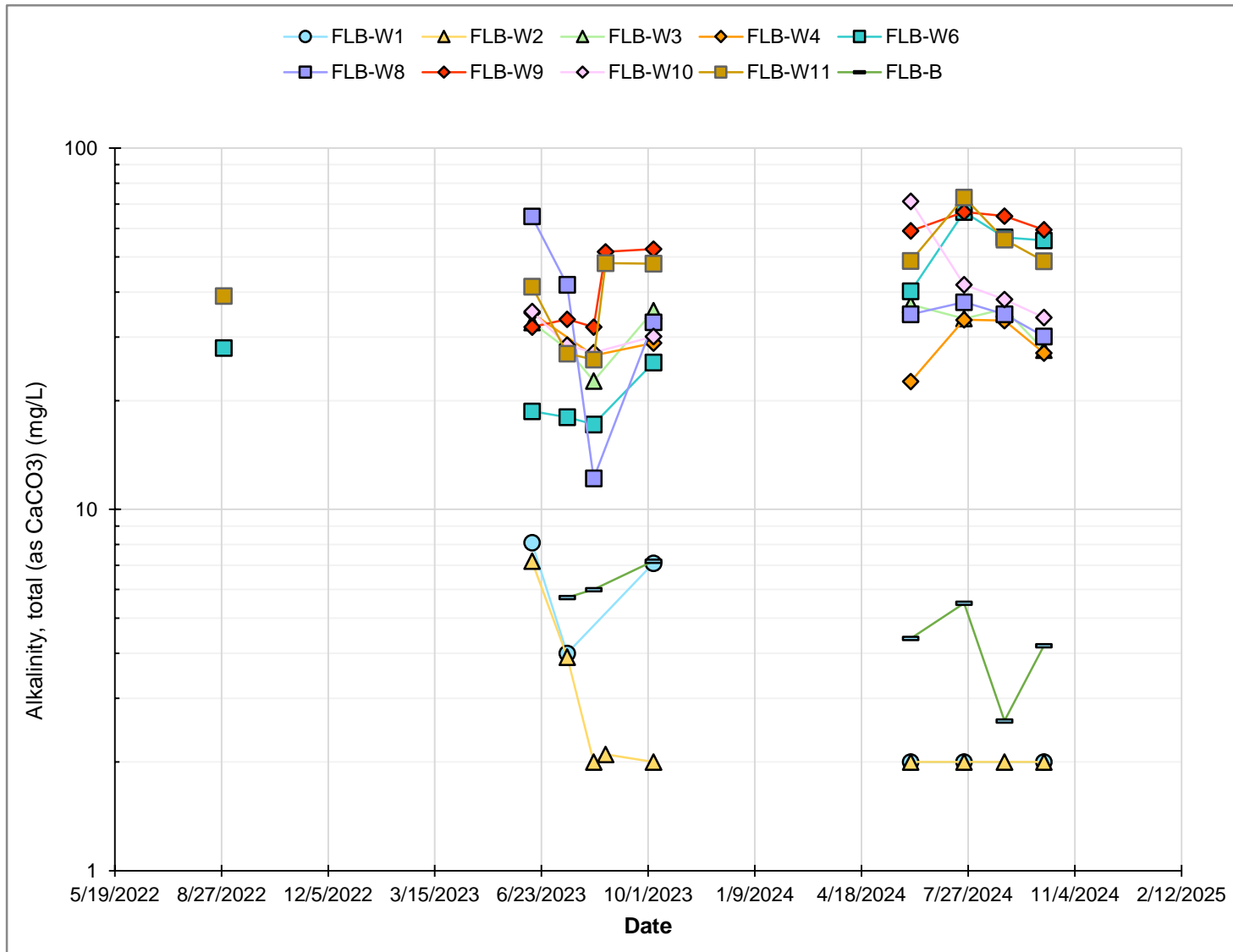
**Notes:**

Tests initiated in July 2022.

In some cases, data could not be collected due to dry barrel conditions or ice buildup in the barrel (see text).



Acidity			
2024 Field Leach Barrel Data Update, Springpole Project - DRAFT			
Springpole			
Project Number		ONS2104	
Date		Feb. 2025	
Figure Number		D-4	
Drawn	YW	Reviewed	EC



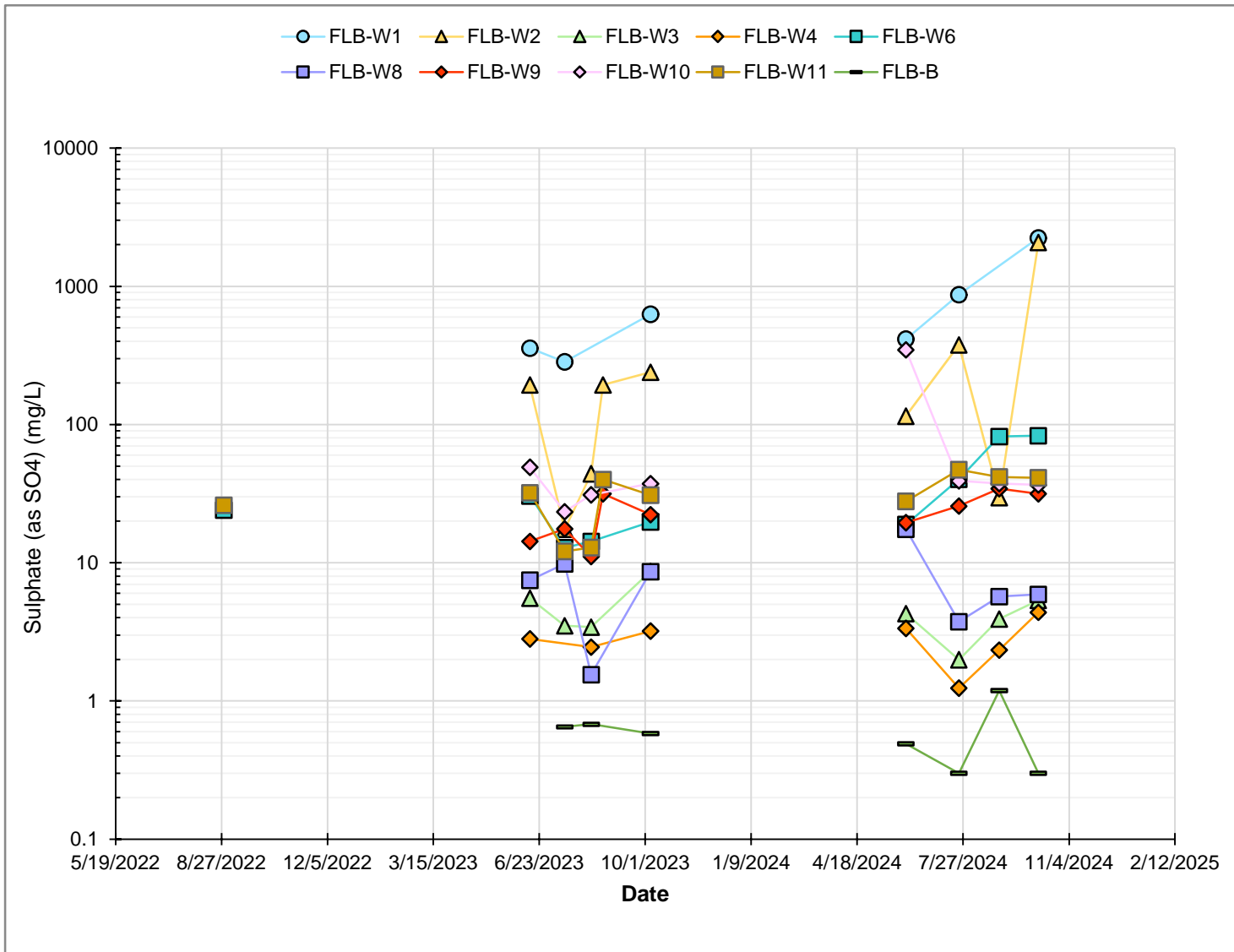
**Notes:**

Tests initiated in July 2022.

In some cases, data could not be collected due to dry barrel conditions or ice buildup in the barrel (see text).



Total Alkalinity			
2024 Field Leach Barrel Data Update, Springpole Project - DRAFT			
Springpole			
Project Number	ONS2104		
Date	Feb. 2025		
Figure Number	D-5		
Drawn	YW	Reviewed	EC



**Notes:**

Tests initiated in July 2022.

In some cases, data could not be collected due to dry barrel conditions or ice buildup in the barrel (see text).

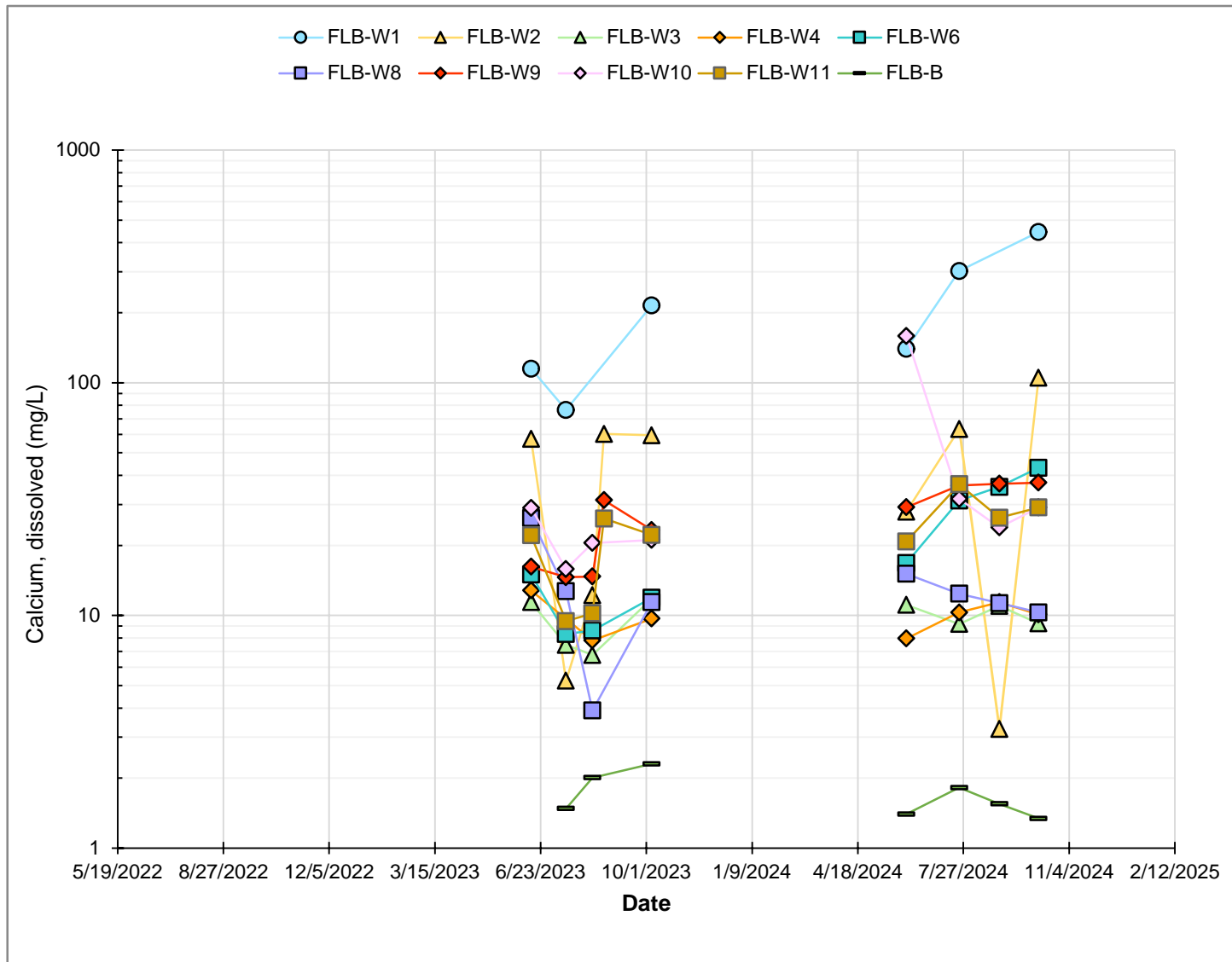


**Sulphate**

**2024 Field Leach Barrel Data Update,  
Springpole Project - DRAFT**

Springpole

Project Number		ONS2104	
Date		Feb. 2025	
Figure Number		D-6	
Drawn	YW	Reviewed	EC



**Notes:**

Tests initiated in July 2022.

In some cases, data could not be collected due to dry barrel conditions or ice buildup in the barrel (see text).



**Calcium**

**2024 Field Leach Barrel Data Update, Springpole Project - DRAFT**

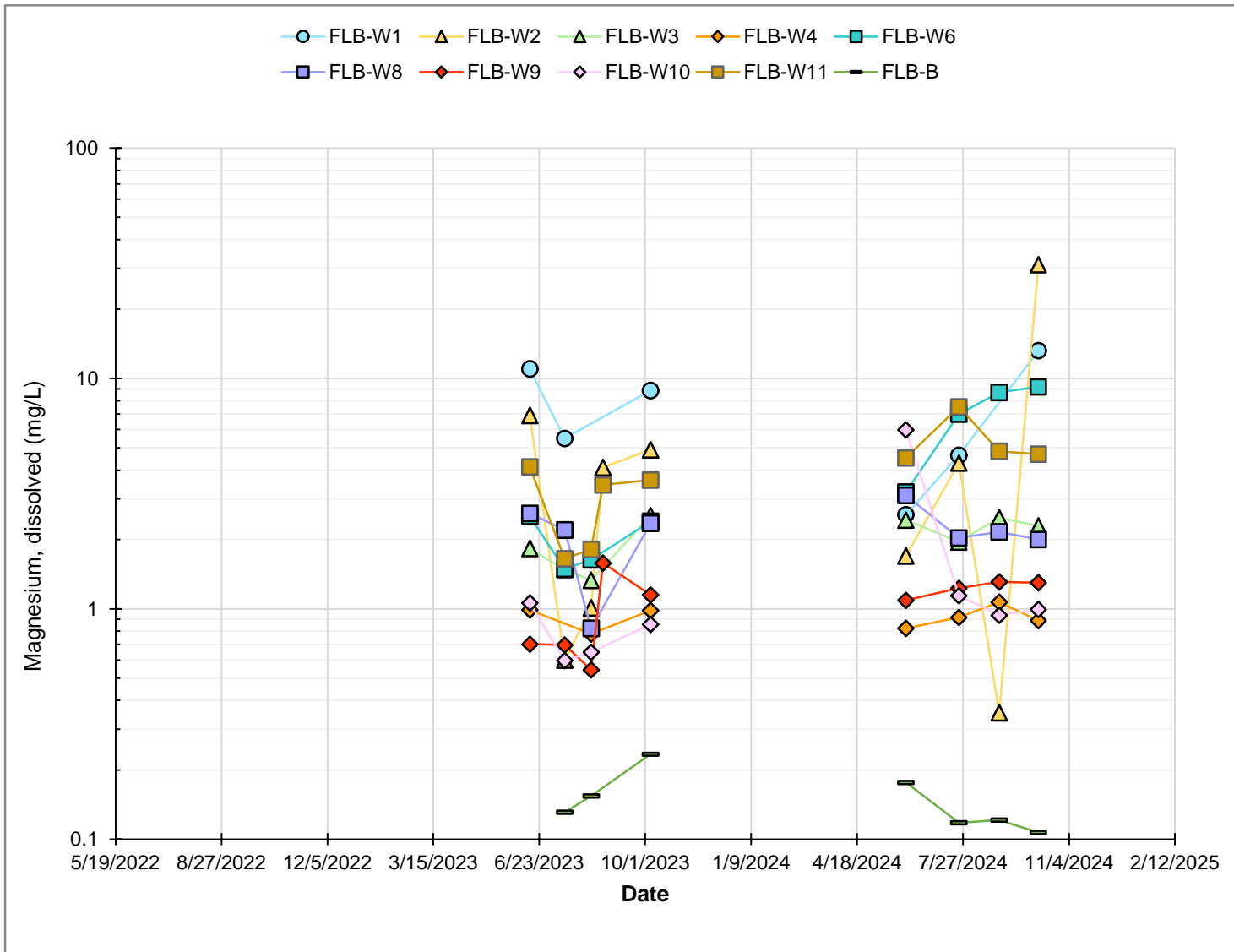
Springpole

Project Number      ONS2104

Date                      Feb. 2025

Figure Number              D-7

Drawn	YW	Reviewed	EC
-------	----	----------	----



**Notes:**

Tests initiated in July 2022.

In some cases, data could not be collected due to dry barrel conditions or ice buildup in the barrel (see text).

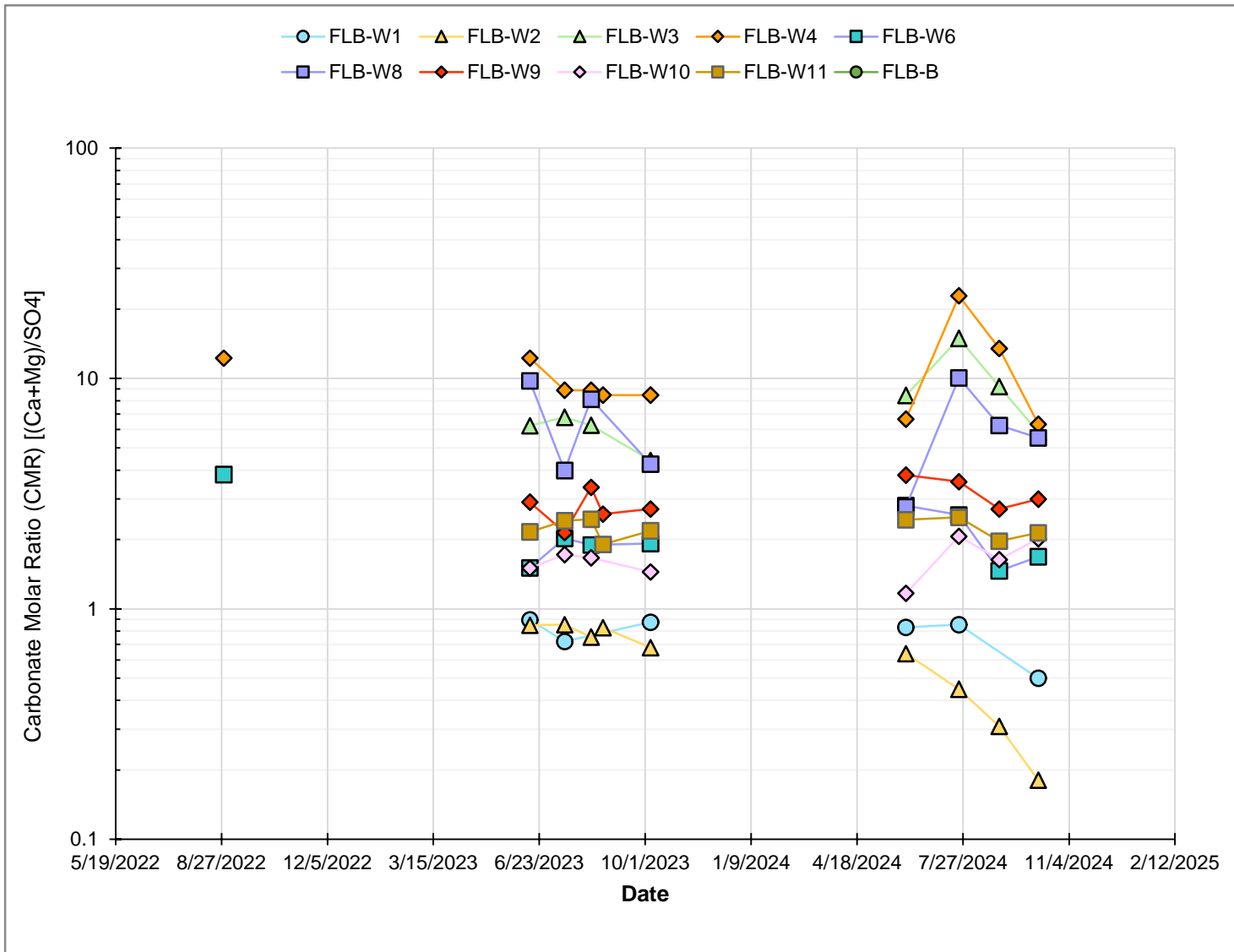


**Magnesium**

**2024 Field Leach Barrel Data Update, Springpole Project - DRAFT**

Springpole

Project Number		ONS2104	
Date		Feb. 2025	
Figure Number		D-8	
Drawn	YW	Reviewed	EC



**Notes:**

Tests initiated in July 2022.

In some cases, data could not be collected due to dry barrel conditions or ice buildup in the barrel (see text).

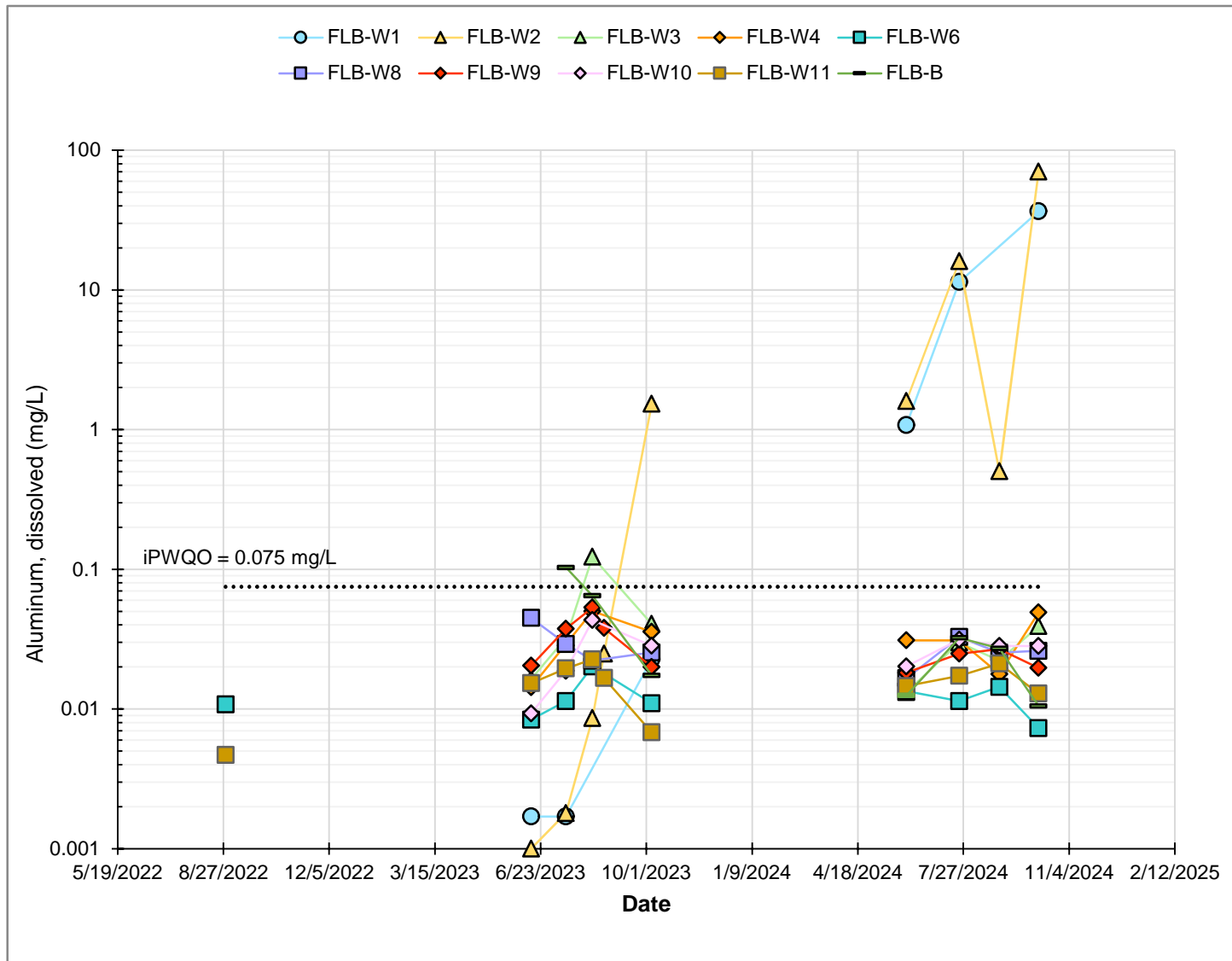


**Carbonate Molar Ratio (CMR)**

**2024 Field Leach Barrel Data Update, Springpole Project - DRAFT**

Springpole

Project Number		ONS2104	
Date		Feb. 2025	
Figure Number		D-9	
Drawn	YW	Reviewed	EC



**Notes:**

Tests initiated in July 2022.

In some cases, data could not be collected due to dry barrel conditions or ice buildup in the barrel (see text).

Leachate results were compared to Ontario PWQO and interim PWQO values for aquatic life protection, with no regulatory significance.

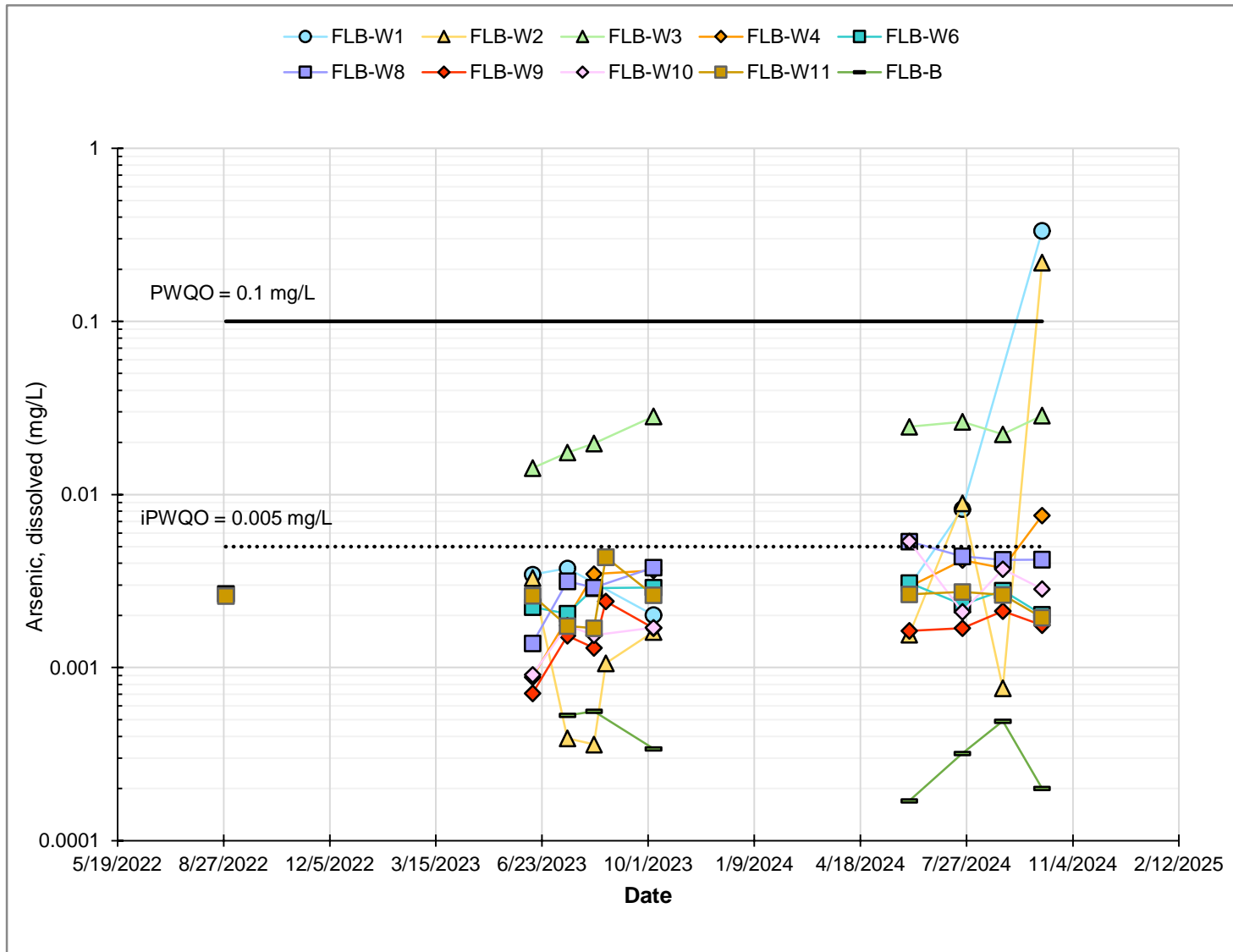


**Aluminum**

**2024 Field Leach Barrel Data Update, Springpole Project - DRAFT**

Springpole

Project Number		ONS2104	
Date		Feb. 2025	
Figure Number		D-10	
Drawn	YW	Reviewed	EC



**Notes:**

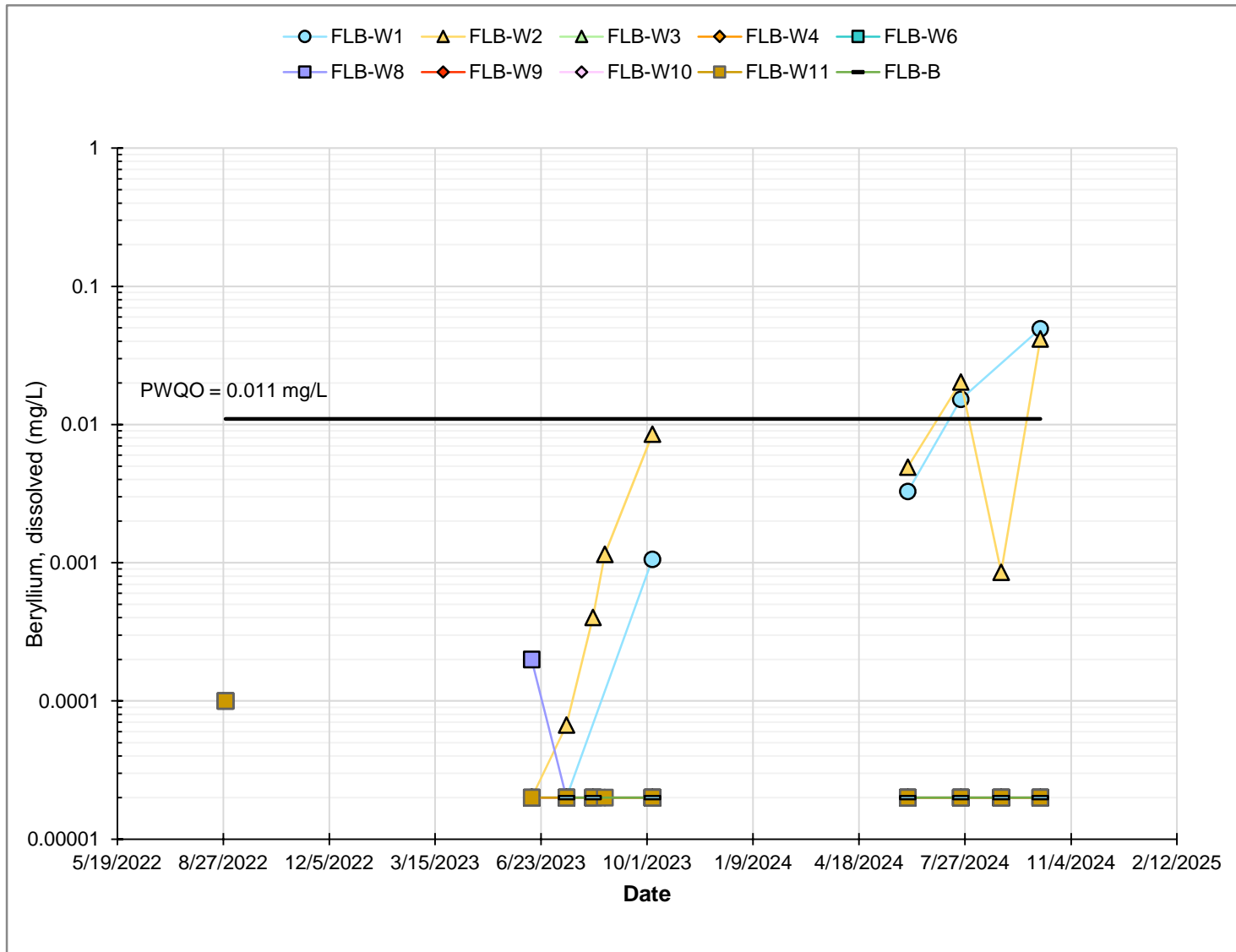
Tests initiated in July 2022.

In some cases, data could not be collected due to dry barrel conditions or ice buildup in the barrel (see text).

Leachate results were compared to Ontario PWQO and interim PWQO values for aquatic life protection, with no regulatory significance.



Arsenic			
2024 Field Leach Barrel Data Update, Springpole Project - DRAFT			
Springpole			
Project Number	ONS2104		
Date	Feb. 2025		
Figure Number	D-11		
Drawn	YW	Reviewed	EC



**Notes:**

Tests initiated in July 2022.

In some cases, data could not be collected due to dry barrel conditions or ice buildup in the barrel (see text).

Leachate results were compared to Ontario PWQO and interim PWQO values for aquatic life protection, with no regulatory significance.

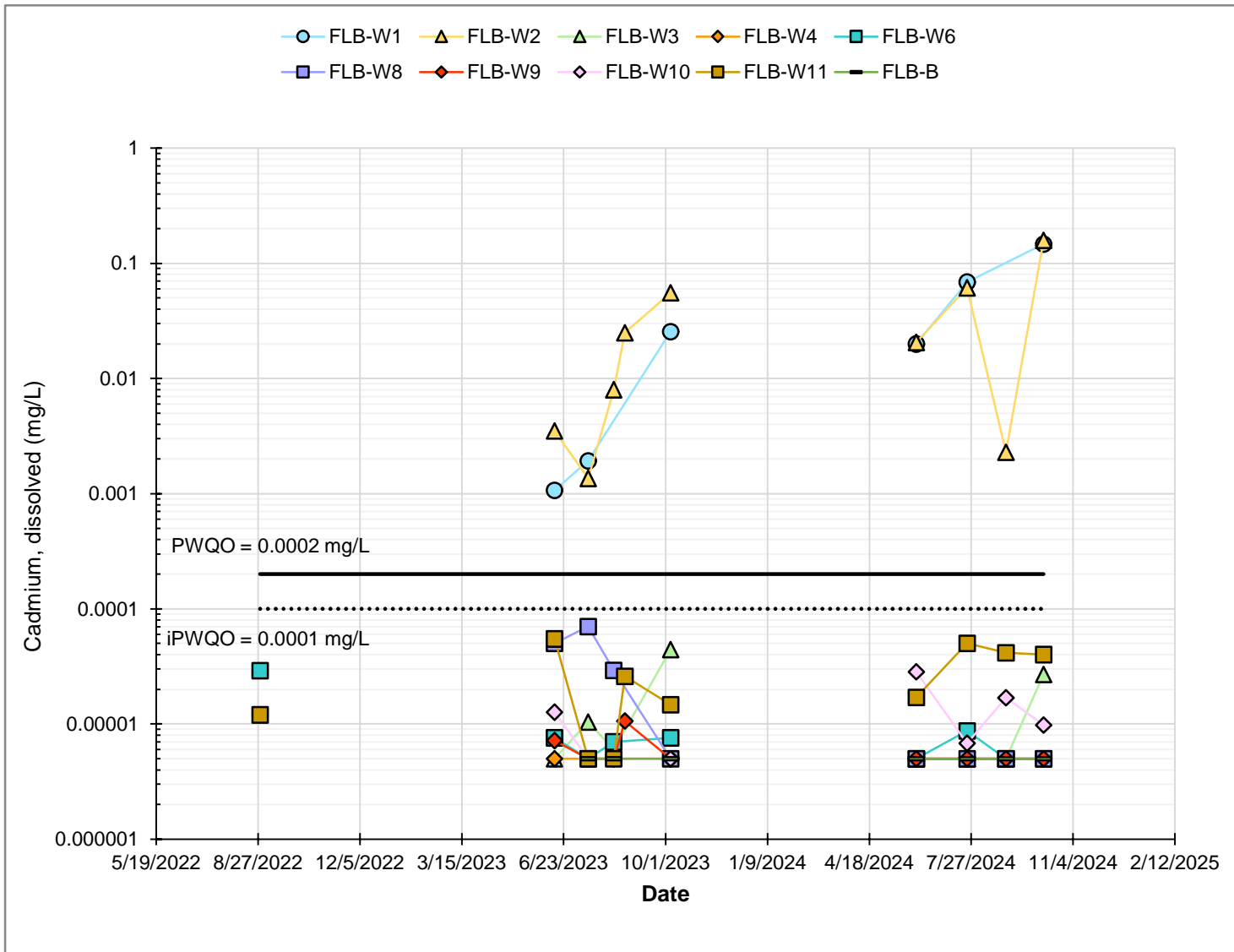


**Beryllium**

**2024 Field Leach Barrel Data Update, Springpole Project - DRAFT**

Springpole

Project Number	ONS2104
Date	Feb. 2025
Figure Number	D-12
Drawn	YW
Reviewed	EC



**Notes:**

Tests initiated in July 2022.

In some cases, data could not be collected due to dry barrel conditions or ice buildup in the barrel (see text).

Leachate results were compared to Ontario PWQO and interim PWQO values for aquatic life protection, with no regulatory significance.

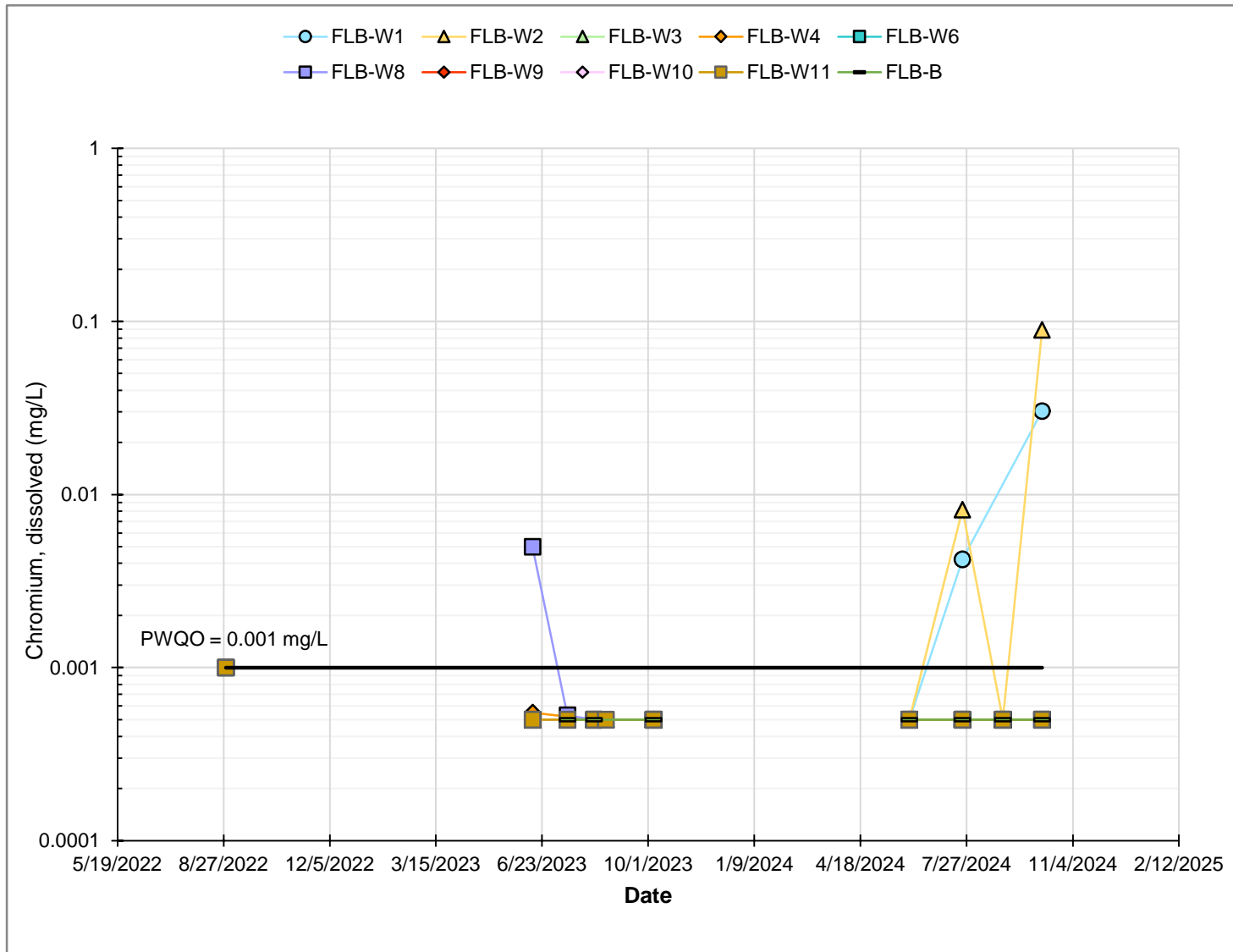


**Cadmium**

**2024 Field Leach Barrel Data Update,  
Springpole Project - DRAFT**

Springpole

Project Number	ONS2104
Date	Feb. 2025
Figure Number	D-13
Drawn	YW
Reviewed	EC



**Notes:**

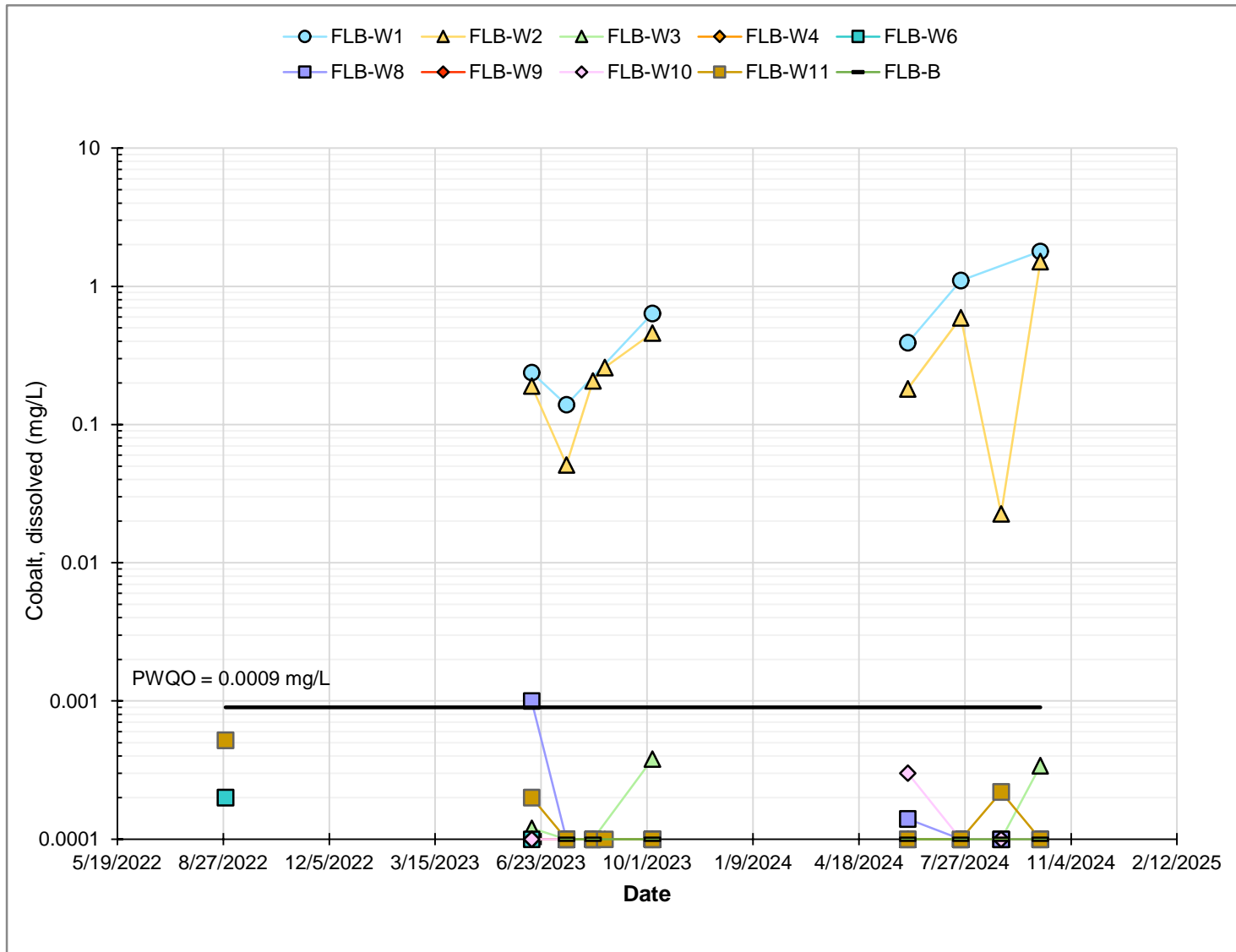
Tests initiated in July 2022.

In some cases, data could not be collected due to dry barrel conditions or ice buildup in the barrel (see text).

Leachate results were compared to Ontario PWQO and interim PWQO values for aquatic life protection, with no regulatory significance.



Chromium			
2024 Field Leach Barrel Data Update, Springpole Project - DRAFT			
Springpole			
Project Number		ONS2104	
Date		Feb. 2025	
Figure Number		D-14	
Drawn	YW	Reviewed	EC



**Notes:**

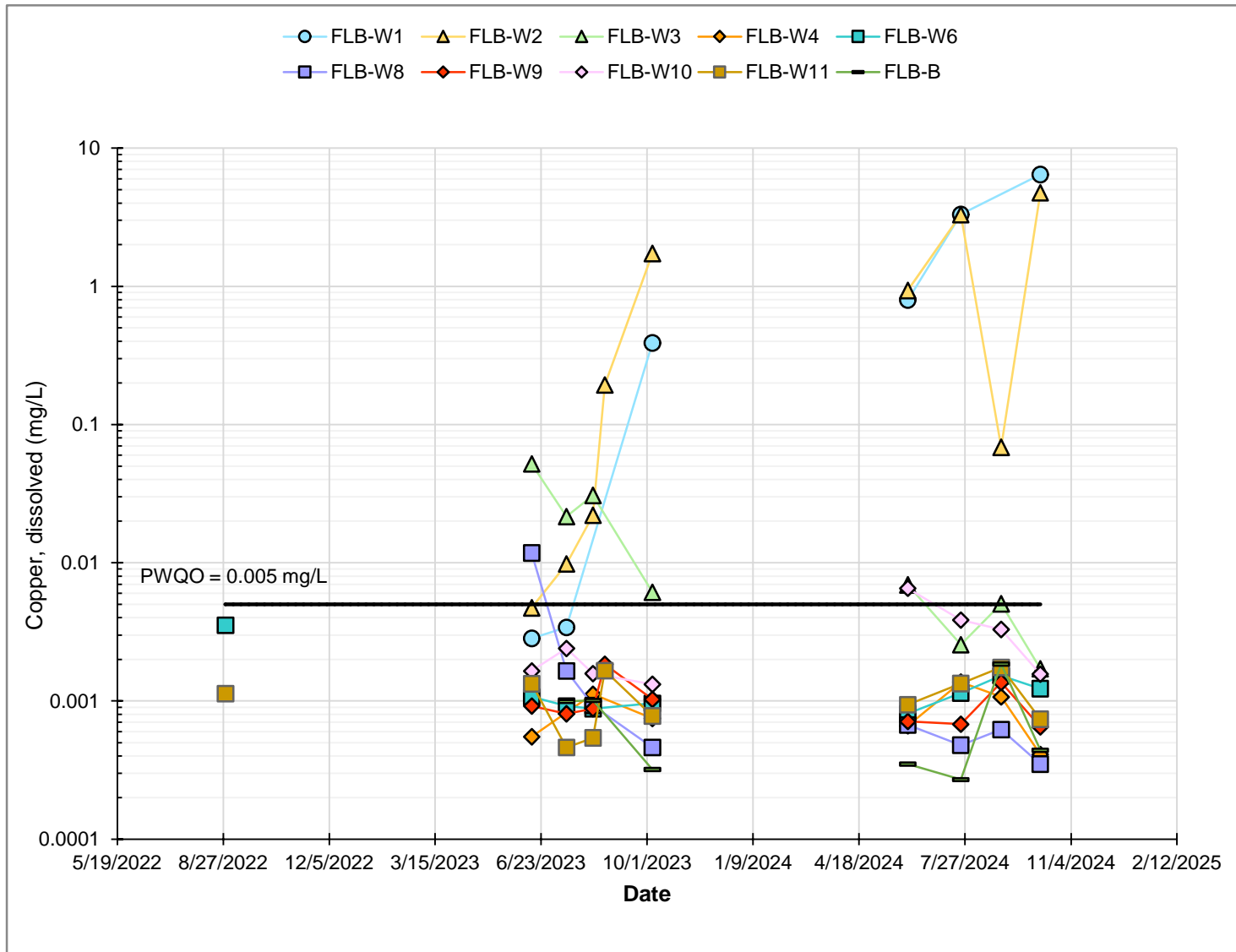
Tests initiated in July 2022.

In some cases, data could not be collected due to dry barrel conditions or ice buildup in the barrel (see text).

Leachate results were compared to Ontario PWQO and interim PWQO values for aquatic life protection, with no regulatory significance.



Cobalt			
2024 Field Leach Barrel Data Update, Springpole Project - DRAFT			
Springpole			
Project Number		ONS2104	
Date		Feb. 2025	
Figure Number		D-15	
Drawn	YW	Reviewed	EC



**Notes:**

Tests initiated in July 2022.

In some cases, data could not be collected due to dry barrel conditions or ice buildup in the barrel (see text).

Leachate results were compared to Ontario PWQO and interim PWQO values for aquatic life protection, with no regulatory significance.

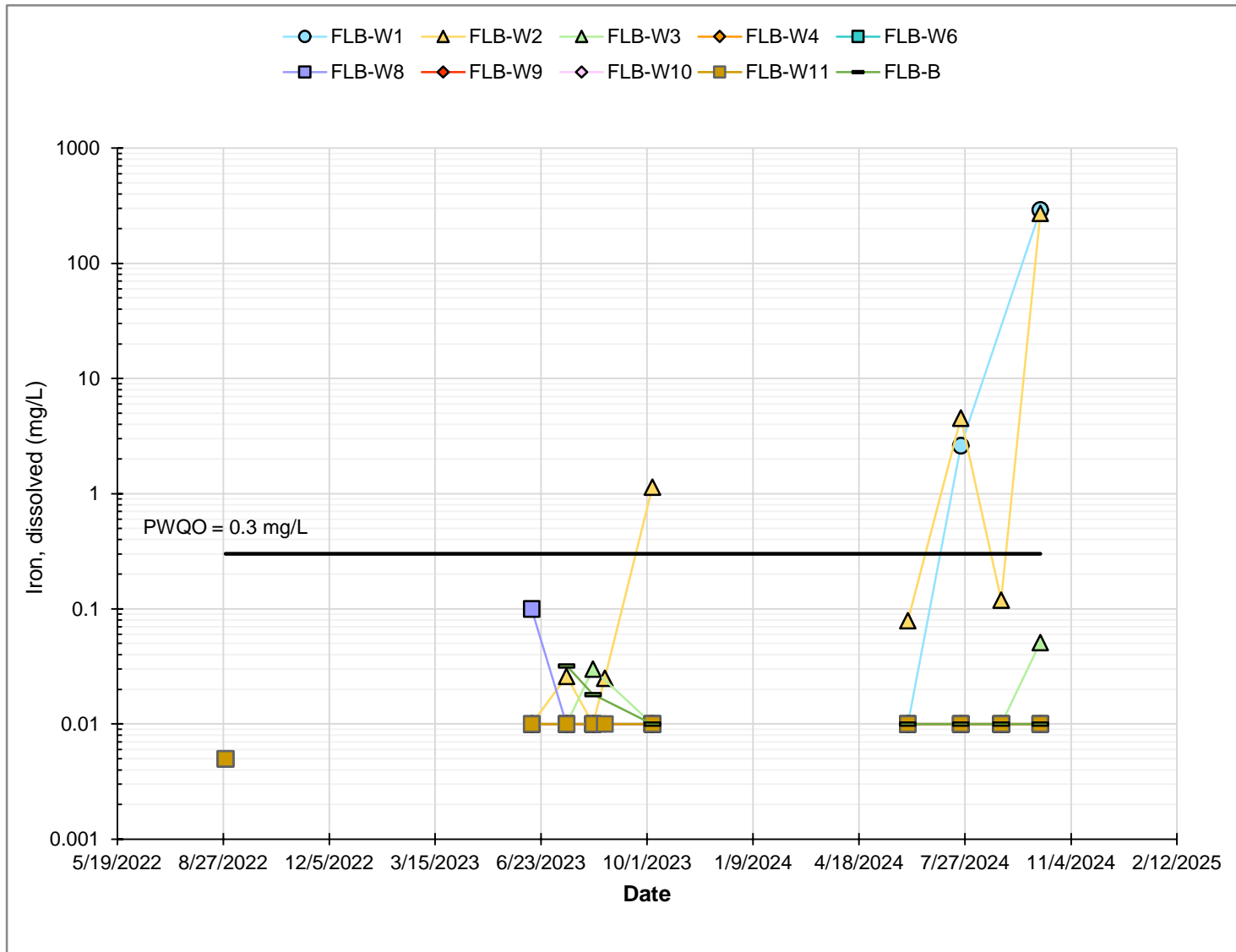


**Copper**

**2024 Field Leach Barrel Data Update, Springpole Project - DRAFT**

Springpole

Project Number	ONS2104
Date	Feb. 2025
Figure Number	D-16
Drawn	YW
Reviewed	EC



**Notes:**

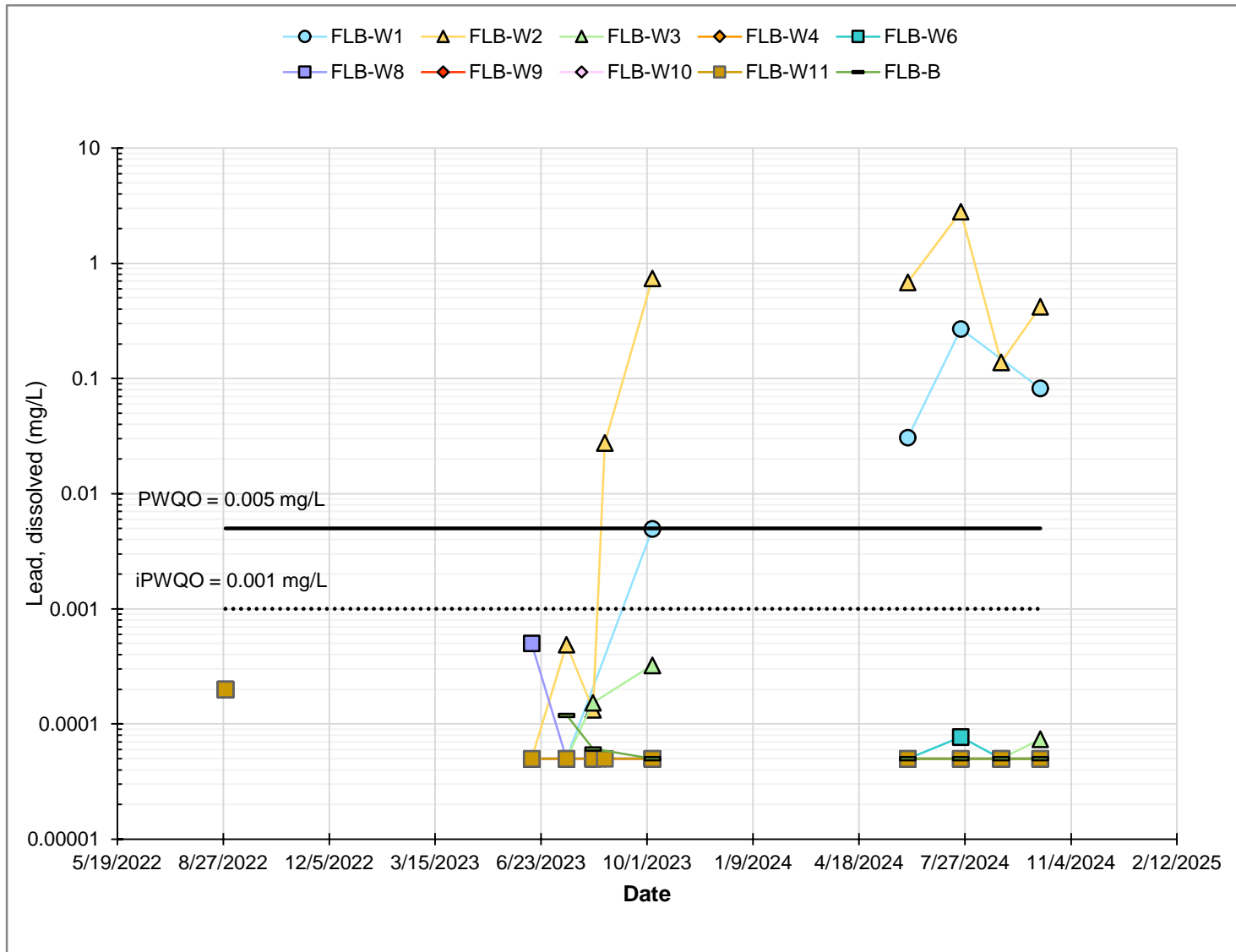
Tests initiated in July 2022.

In some cases, data could not be collected due to dry barrel conditions or ice buildup in the barrel (see text).

Leachate results were compared to Ontario PWQO and interim PWQO values for aquatic life protection, with no regulatory significance.



Iron			
2024 Field Leach Barrel Data Update, Springpole Project - DRAFT			
Springpole			
Project Number		ONS2104	
Date		Feb. 2025	
Figure Number		D-17	
Drawn	YW	Reviewed	EC



**Notes:**

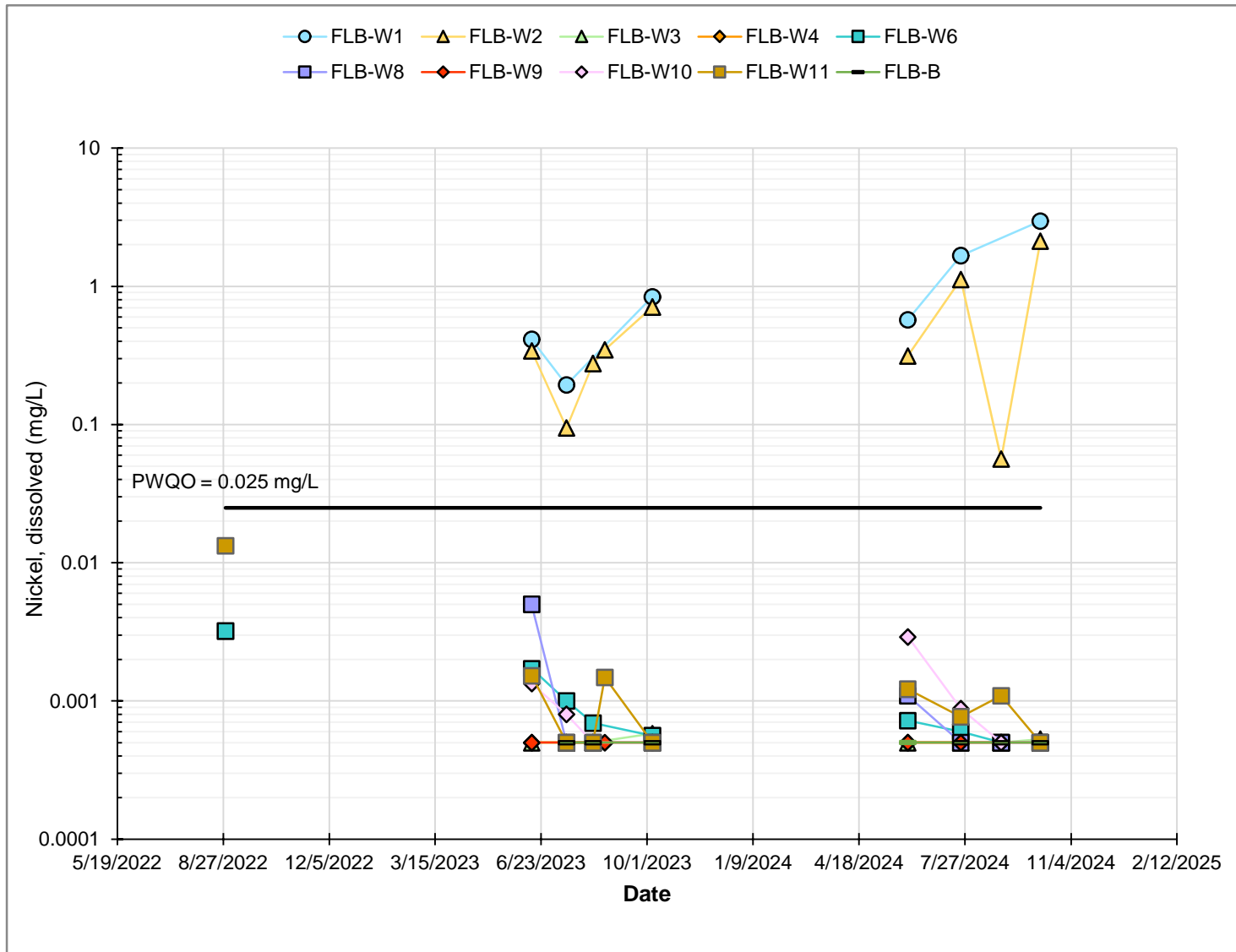
Tests initiated in July 2022.

In some cases, data could not be collected due to dry barrel conditions or ice buildup in the barrel (see text).

Leachate results were compared to Ontario PWQO and interim PWQO values for aquatic life protection, with no regulatory significance.



Lead			
2024 Field Leach Barrel Data Update, Springpole Project - DRAFT			
Springpole			
Project Number		ONS2104	
Date		Feb. 2025	
Figure Number		D-18	
Drawn	YW	Reviewed	EC



**Notes:**

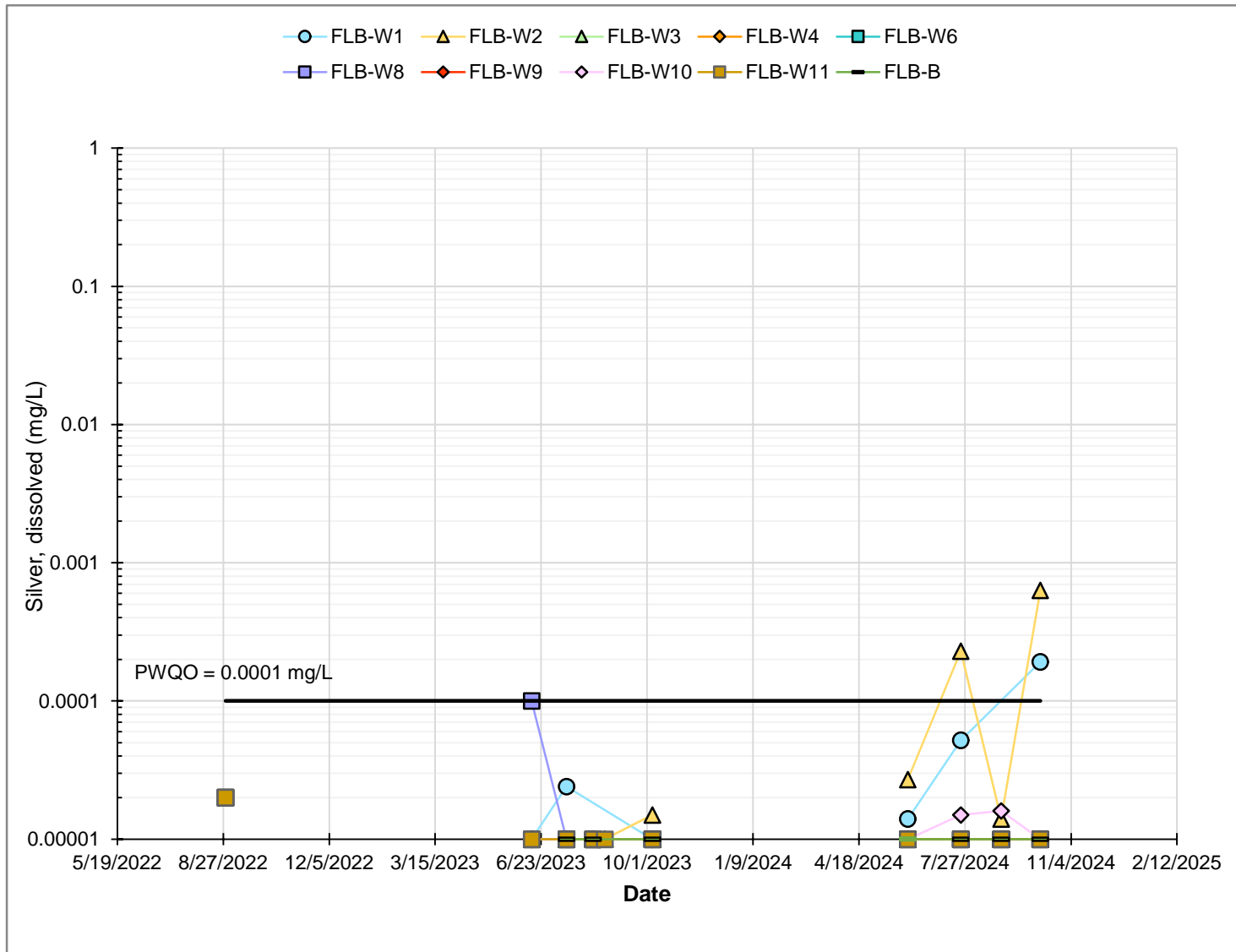
Tests initiated in July 2022.

In some cases, data could not be collected due to dry barrel conditions or ice buildup in the barrel (see text).

Leachate results were compared to Ontario PWQO and interim PWQO values for aquatic life protection, with no regulatory significance.



Nickel			
2024 Field Leach Barrel Data Update, Springpole Project - DRAFT			
Springpole			
Project Number		ONS2104	
Date		Feb. 2025	
Figure Number		D-19	
Drawn	YW	Reviewed	EC



**Notes:**

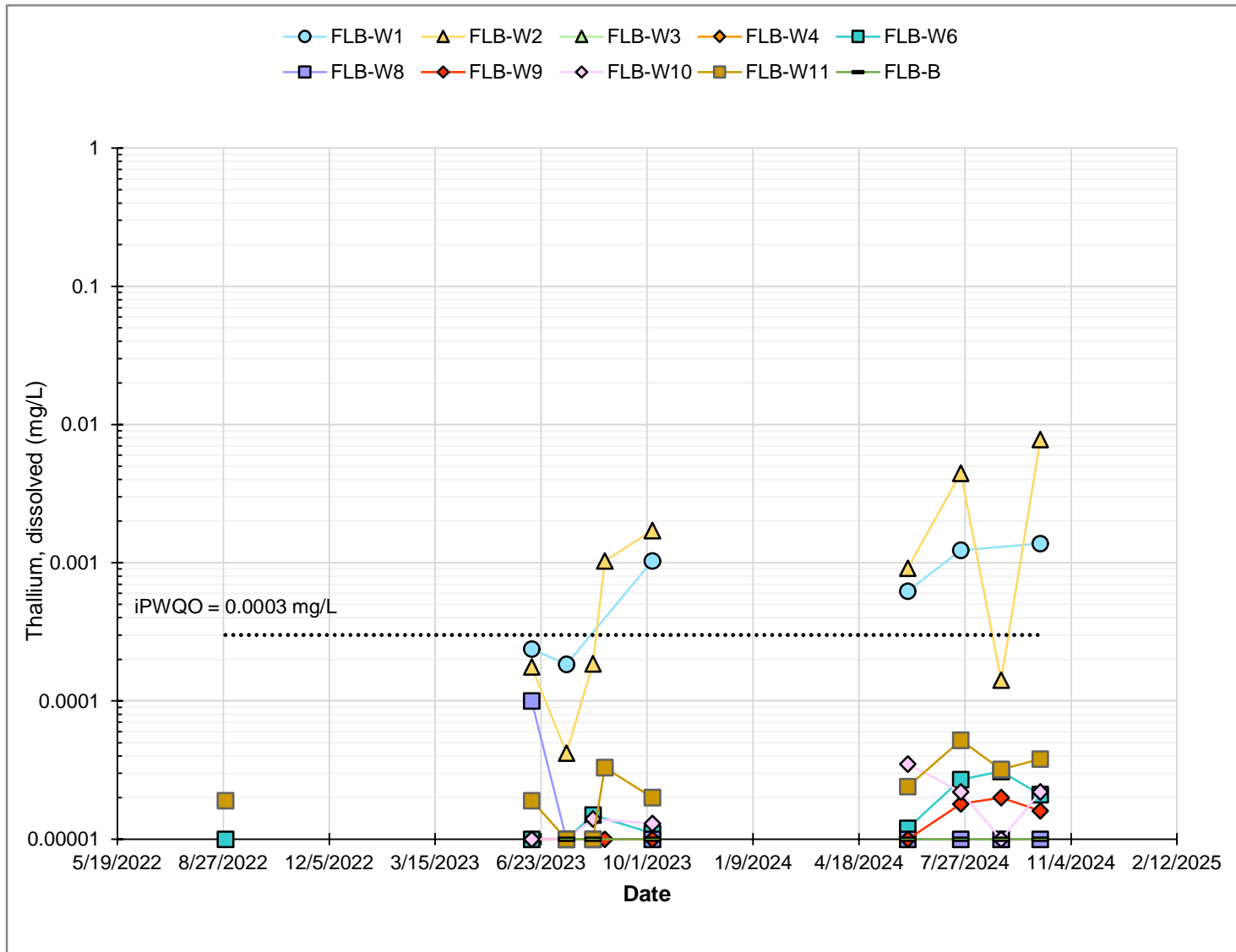
Tests initiated in July 2022.

In some cases, data could not be collected due to dry barrel conditions or ice buildup in the barrel (see text).

Leachate results were compared to Ontario PWQO and interim PWQO values for aquatic life protection, with no regulatory significance.



Silver			
2024 Field Leach Barrel Data Update, Springpole Project - DRAFT			
Springpole			
Project Number		ONS2104	
Date		Feb. 2025	
Figure Number		D-20	
Drawn	YW	Reviewed	EC



**Notes:**

Tests initiated in July 2022.

In some cases, data could not be collected due to dry barrel conditions or ice buildup in the barrel (see text).

Leachate results were compared to Ontario PWQO and interim PWQO values for aquatic life protection, with no regulatory significance.

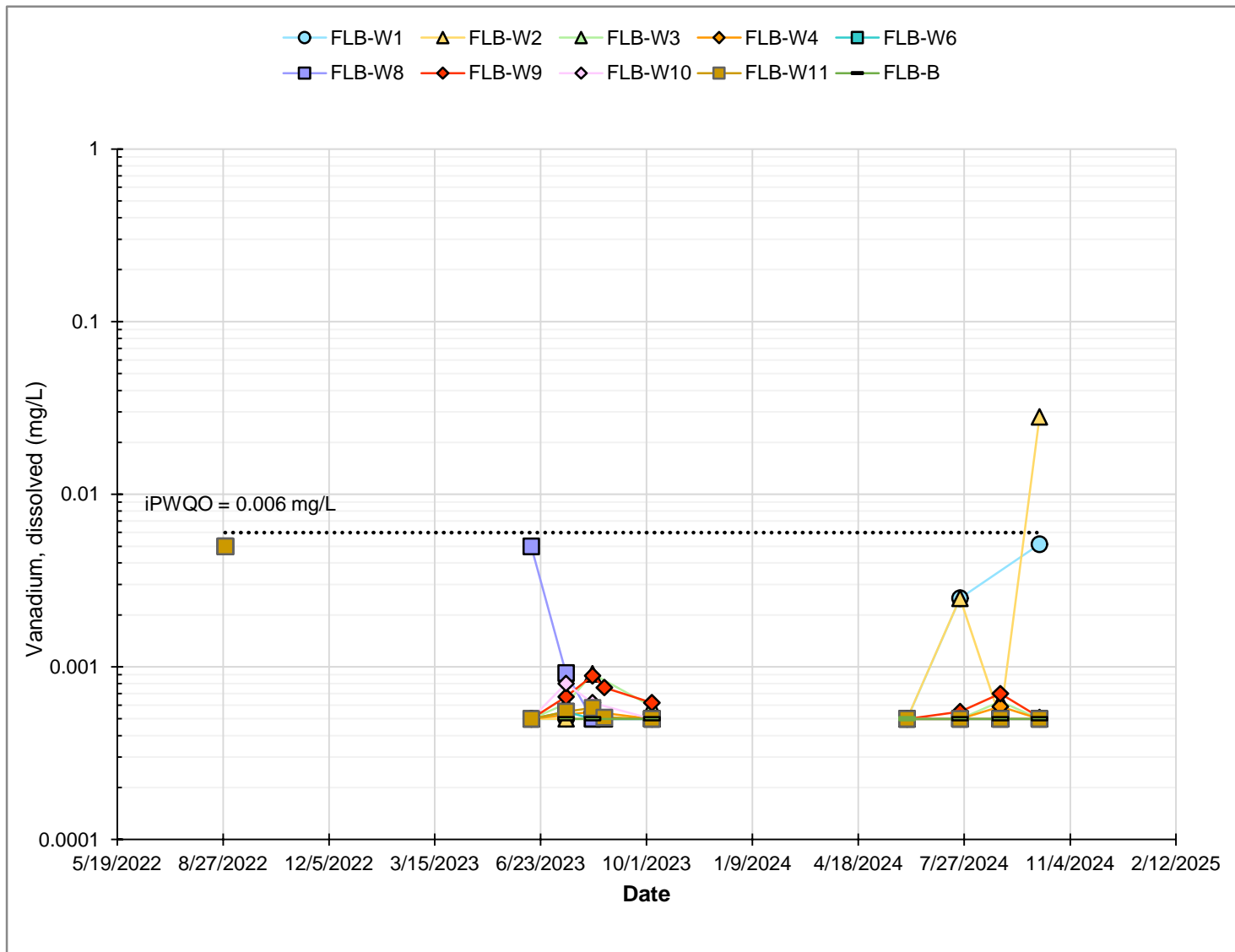


**Thallium**

**2024 Field Leach Barrel Data Update, Springpole Project - DRAFT**

Springpole

Project Number	ONS2104
Date	Feb. 2025
Figure Number	D-21
Drawn	YW
Reviewed	EC



**Notes:**

Tests initiated in July 2022.

In some cases, data could not be collected due to dry barrel conditions or ice buildup in the barrel (see text).

Leachate results were compared to Ontario PWQO and interim PWQO values for aquatic life protection, with no regulatory significance.

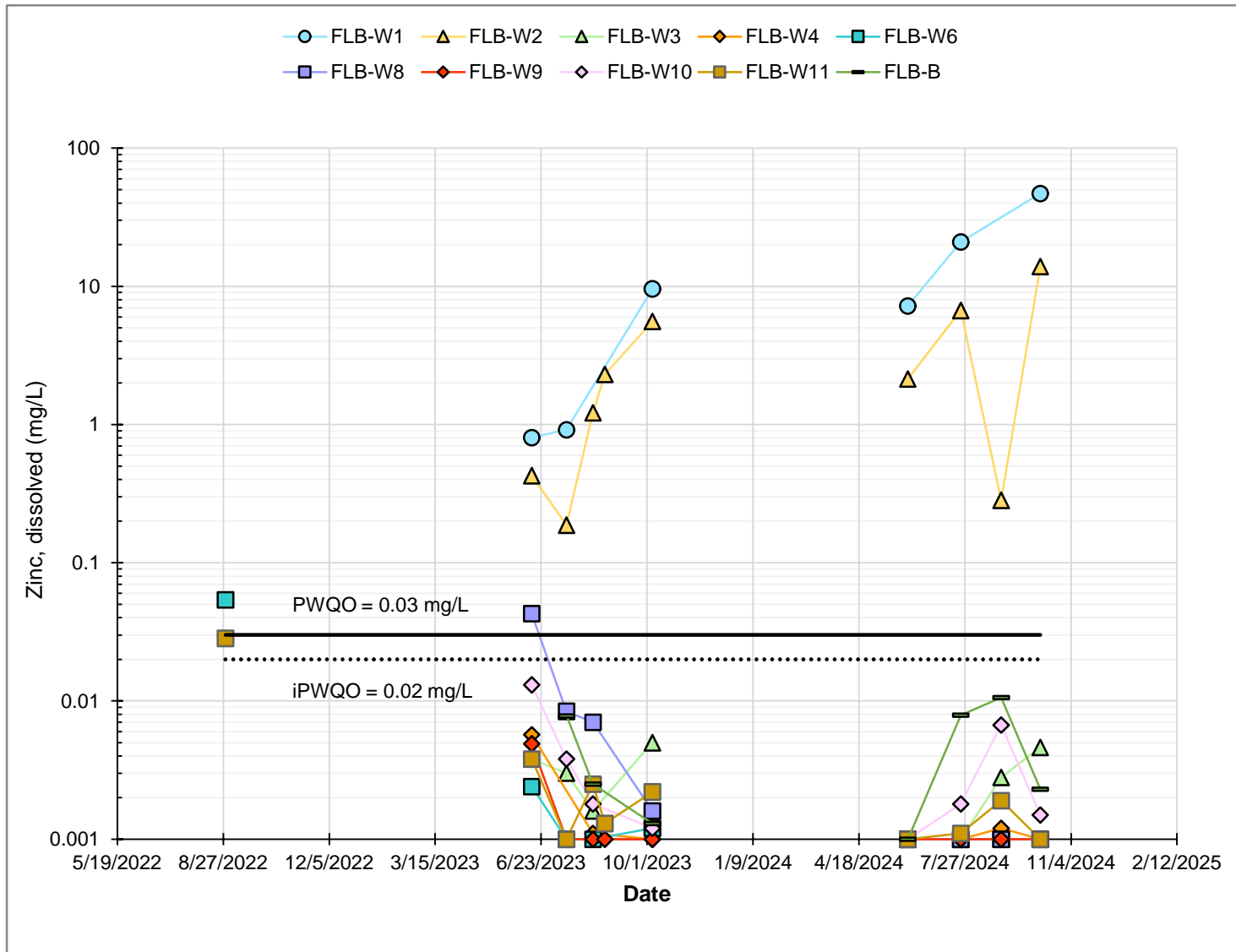


**Vanadium**

**2024 Field Leach Barrel Data Update, Springpole Project - DRAFT**

Springpole

Project Number	ONS2104
Date	Feb. 2025
Figure Number	D-22
Drawn	YW
Reviewed	EC



**Notes:**

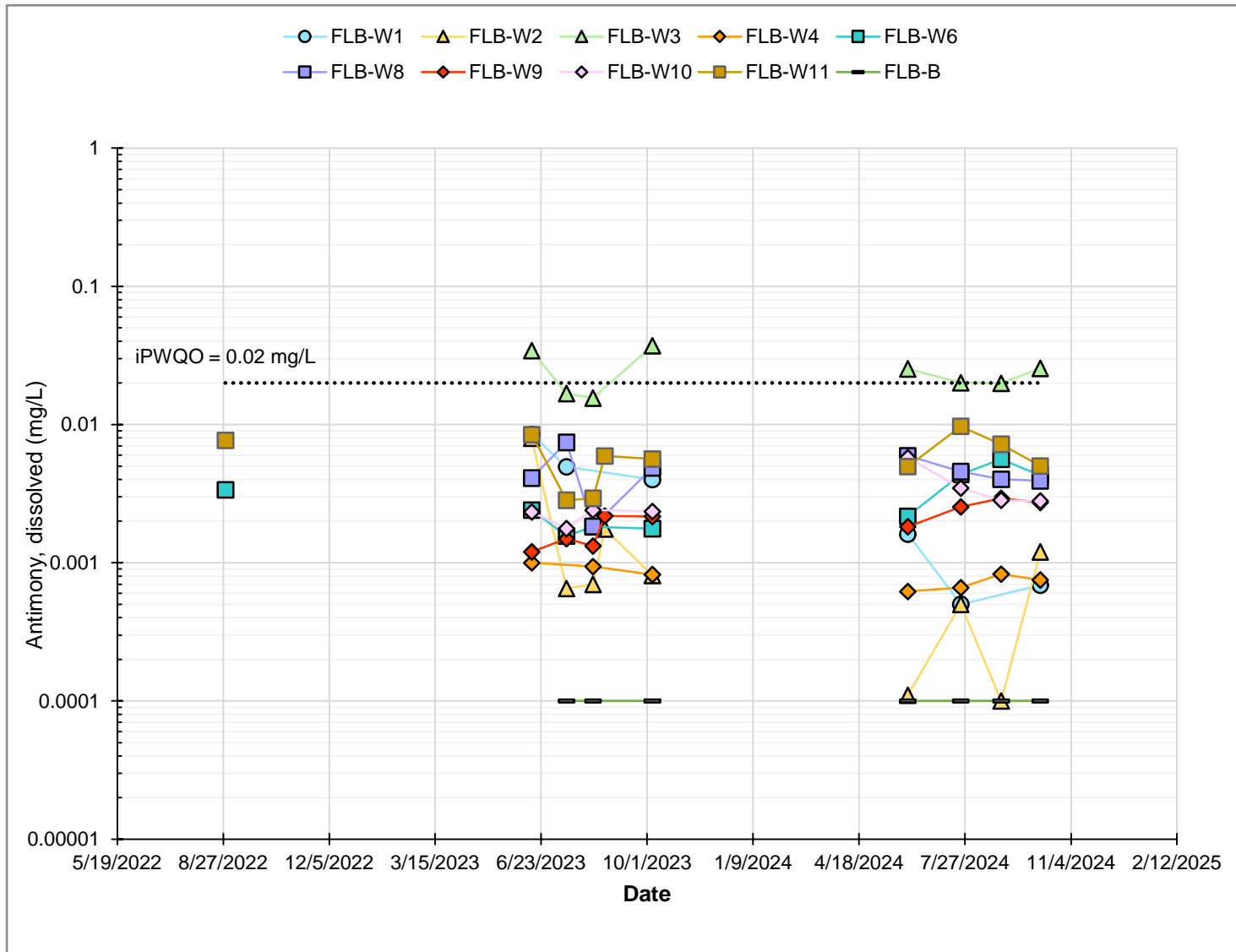
Tests initiated in July 2022.

In some cases, data could not be collected due to dry barrel conditions or ice buildup in the barrel (see text).

Leachate results were compared to Ontario PWQO and interim PWQO values for aquatic life protection, with no regulatory significance.



Zinc			
2024 Field Leach Barrel Data Update, Springpole Project - DRAFT			
Springpole			
Project Number		ONS2104	
Date		Feb. 2025	
Figure Number		D-23	
Drawn	YW	Reviewed	EC



**Notes:**

Tests initiated in July 2022.

In some cases, data could not be collected due to dry barrel conditions or ice buildup in the barrel (see text).

Leachate results were compared to Ontario PWQO and interim PWQO values for aquatic life protection, with no regulatory significance.

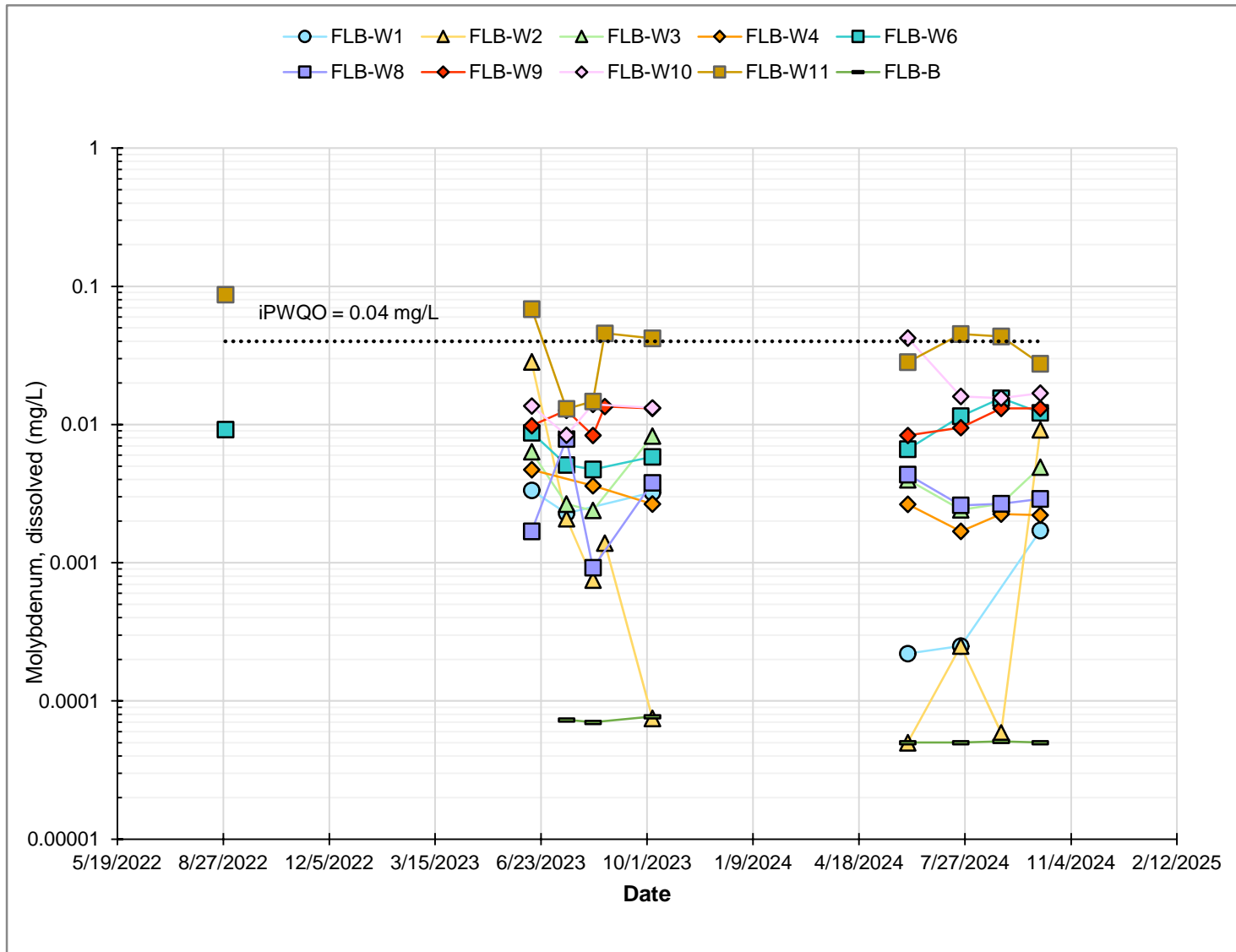


**Antimony**

**2024 Field Leach Barrel Data Update, Springpole Project - DRAFT**

Springpole

Project Number	ONS2104		
Date	Feb. 2025		
Figure Number	D-24		
Drawn	YW	Reviewed	EC



**Notes:**

Tests initiated in July 2022.

In some cases, data could not be collected due to dry barrel conditions or ice buildup in the barrel (see text).

Leachate results were compared to Ontario PWQO and interim PWQO values for aquatic life protection, with no regulatory significance.

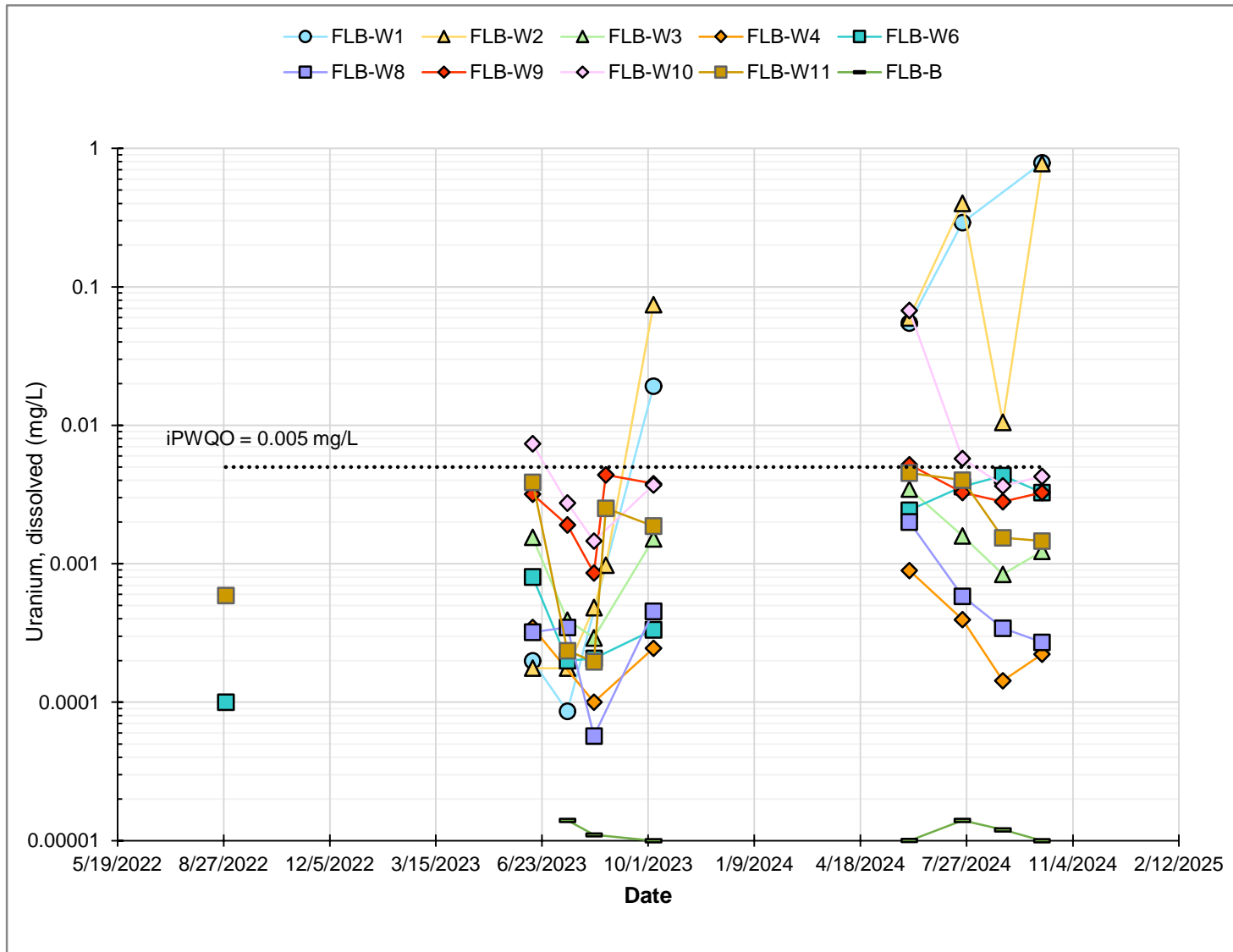


**Molybdenum**

**2024 Field Leach Barrel Data Update, Springpole Project - DRAFT**

Springpole

Project Number	ONS2104
Date	Feb. 2025
Figure Number	D-25
Drawn	YW
Reviewed	EC



**Notes:**

Tests initiated in July 2022.

In some cases, data could not be collected due to dry barrel conditions or ice buildup in the barrel (see text).

Leachate results were compared to Ontario PWQO and interim PWQO values for aquatic life protection, with no regulatory significance.

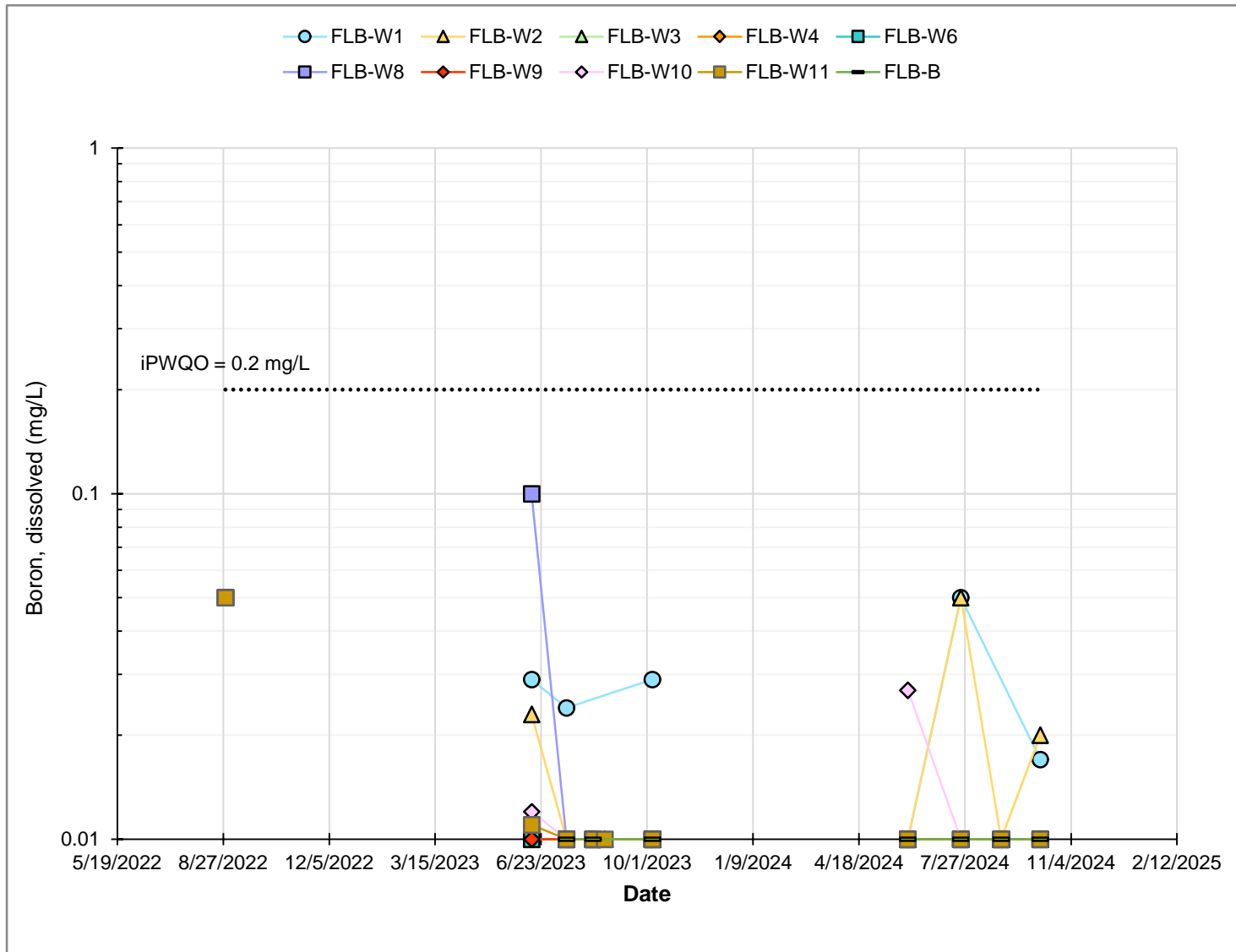


**Uranium**

**2024 Field Leach Barrel Data Update, Springpole Project - DRAFT**

Springpole

Project Number		ONS2104	
Date		Feb. 2025	
Figure Number		D-26	
Drawn	YW	Reviewed	EC



**Notes:**

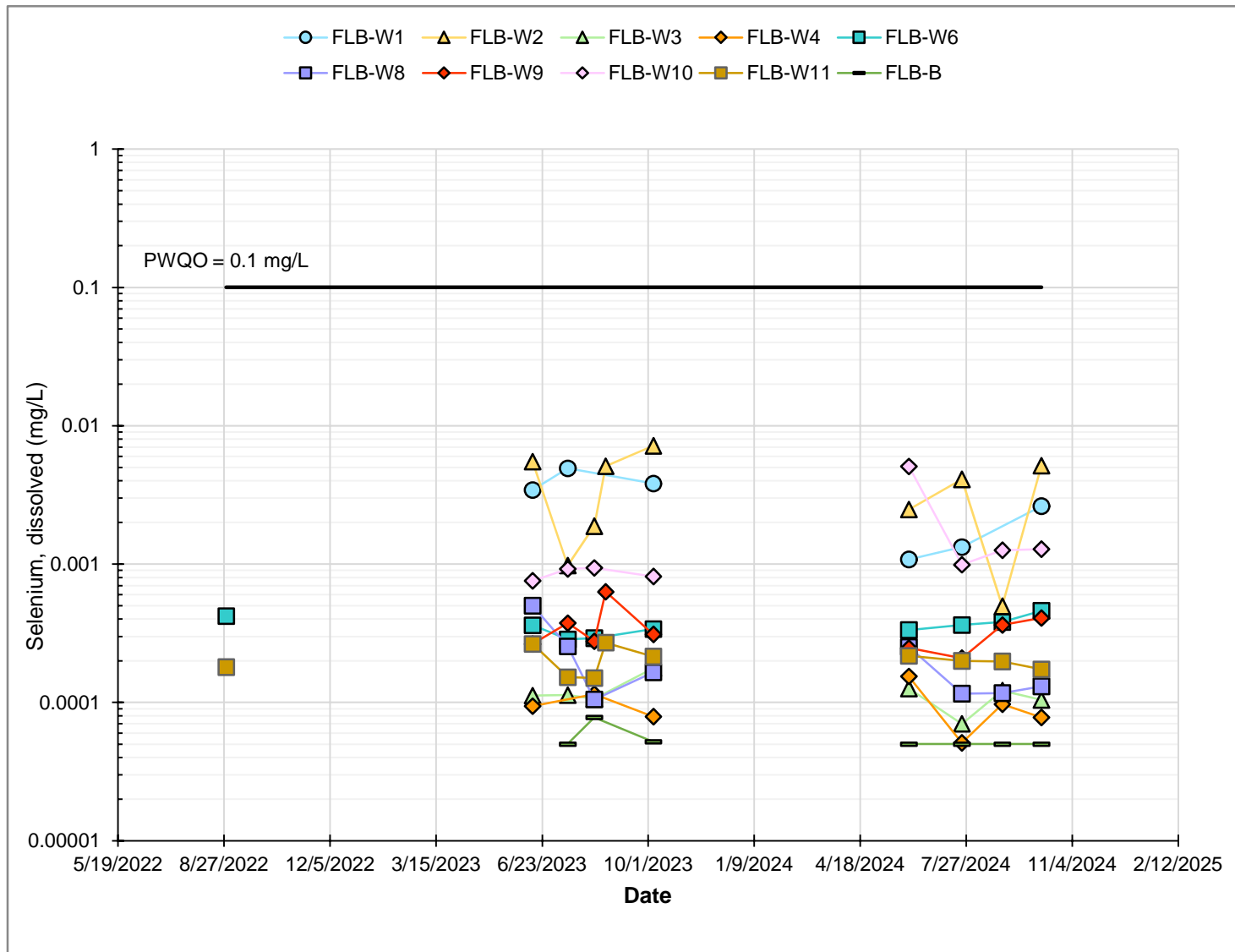
Tests initiated in July 2022.

In some cases, data could not be collected due to dry barrel conditions or ice buildup in the barrel (see text).

Leachate results were compared to Ontario PWQO and interim PWQO values for aquatic life protection, with no regulatory significance.



Boron			
2024 Field Leach Barrel Data Update, Springpole Project - DRAFT			
Springpole			
Project Number		ONS2104	
Date		Feb. 2025	
Figure Number		D-27	
Drawn	YW	Reviewed	EC



**Notes:**

Tests initiated in July 2022.

In some cases, data could not be collected due to dry barrel conditions or ice buildup in the barrel (see text).

Leachate results were compared to Ontario PWQO and interim PWQO values for aquatic life protection, with no regulatory significance.

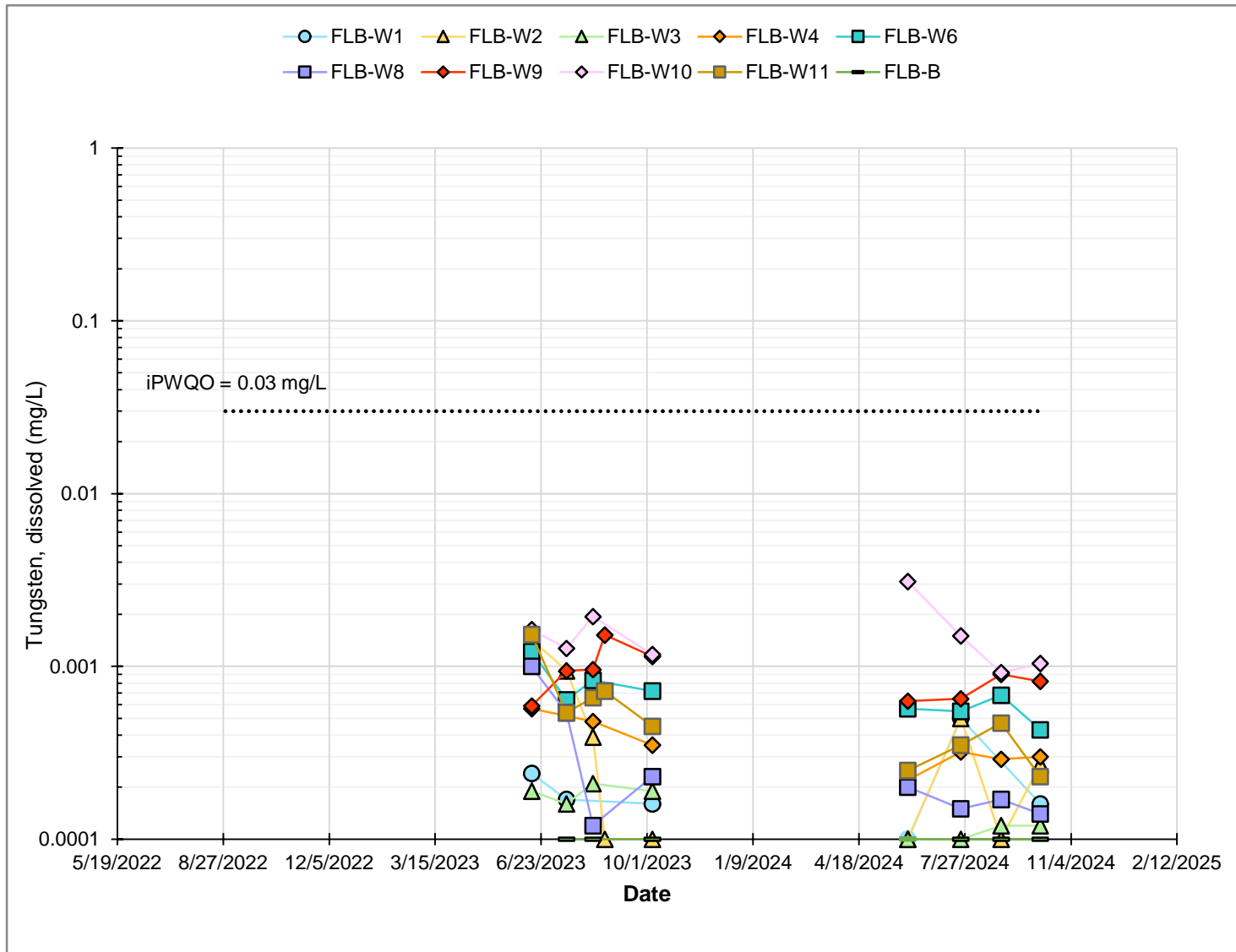


**Selenium**

**2024 Field Leach Barrel Data Update, Springpole Project - DRAFT**

Springpole

Project Number	ONS2104
Date	Feb. 2025
Figure Number	D-28
Drawn	YW
Reviewed	EC



**Notes:**

Tests initiated in July 2022.

In some cases, data could not be collected due to dry barrel conditions or ice buildup in the barrel (see text).

Leachate results were compared to Ontario PWQO and interim PWQO values for aquatic life protection, with no regulatory significance.

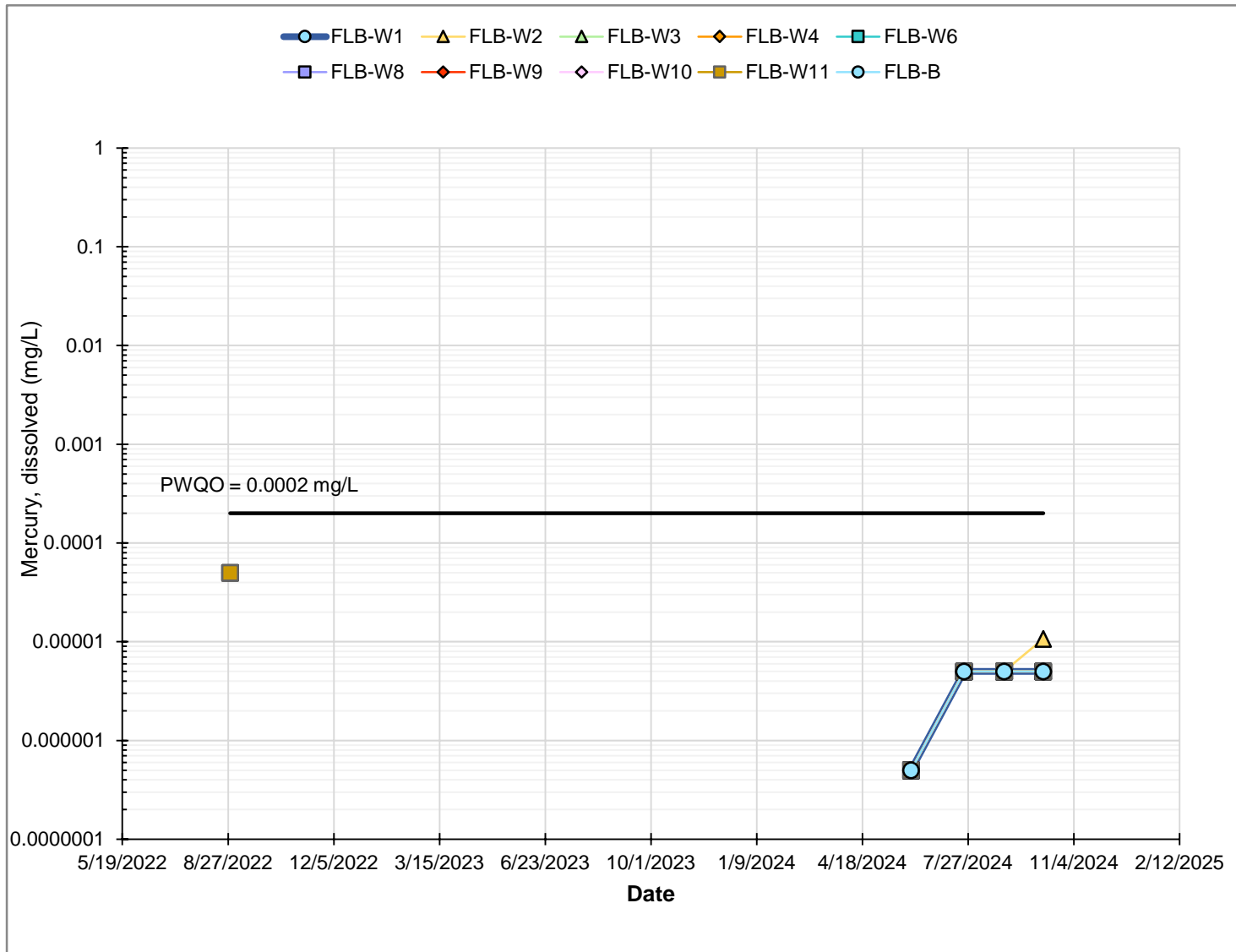


**Tungsten**

**2024 Field Leach Barrel Data Update, Springpole Project - DRAFT**

Springpole

Project Number	ONS2104
Date	Feb. 2025
Figure Number	D-29
Drawn	YW
Reviewed	EC



**Notes:**

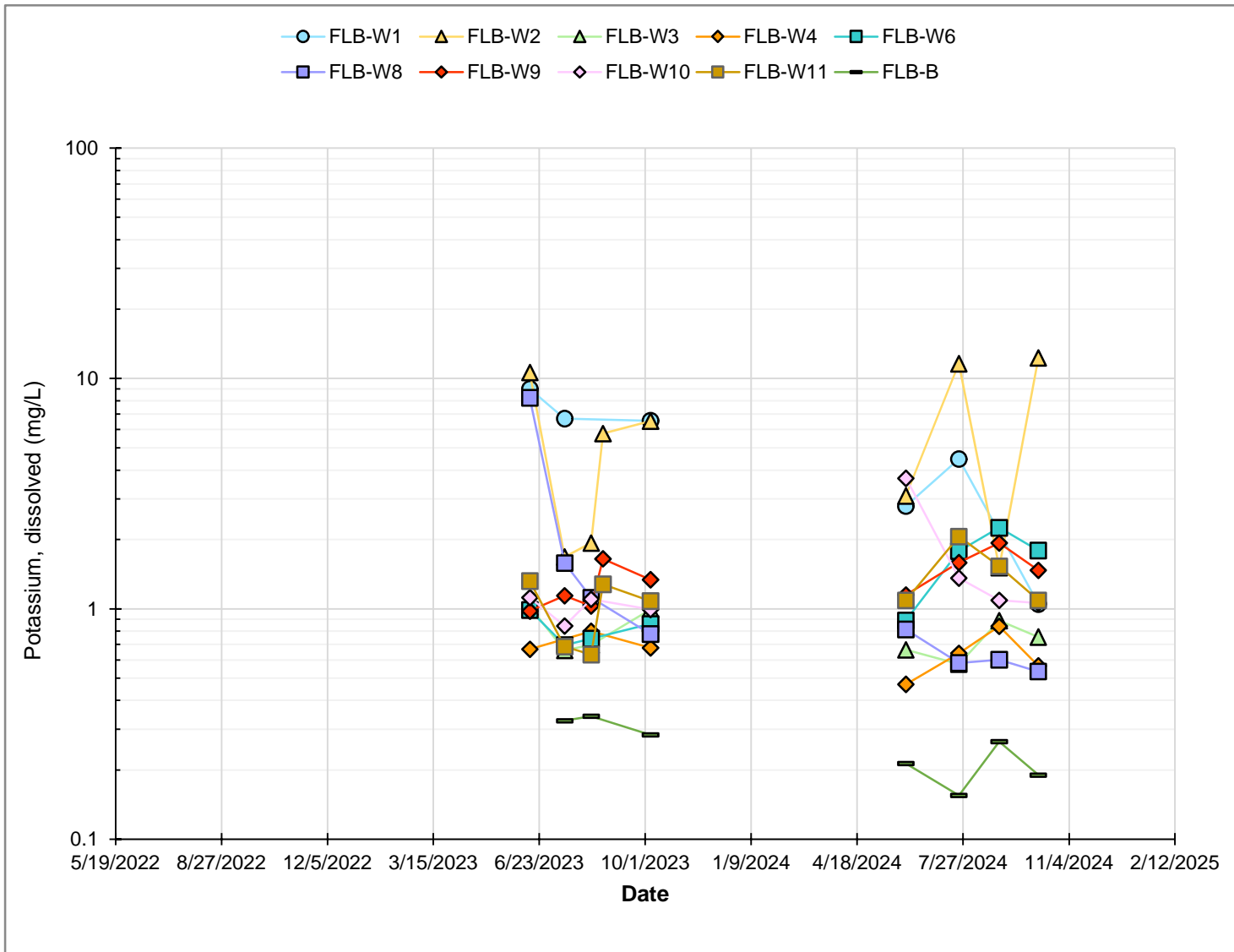
Tests initiated in July 2022.

In some cases, data could not be collected due to dry barrel conditions or ice buildup in the barrel (see text).

Leachate results were compared to Ontario PWQO and interim PWQO values for aquatic life protection, with no regulatory significance.



Mercury			
2024 Field Leach Barrel Data Update, Springpole Project - DRAFT			
Springpole			
Project Number		ONS2104	
Date		Feb. 2025	
Figure Number		D-30	
Drawn	YW	Reviewed	EC



**Notes:**

Tests initiated in July 2022.

In some cases, data could not be collected due to dry barrel conditions or ice buildup in the barrel (see text).



**Potassium**

**2024 Field Leach Barrel Data Update, Springpole Project - DRAFT**

Springpole

Project Number		ONS2104	
Date		Feb. 2025	
Figure Number		D-31	
Drawn	YW	Reviewed	EC