



## APPENDIX P AQUATIC BASELINE STUDY 2012/2013



**Treasury Metals Incorporated  
130 King Street West, Suite 3680  
Toronto, ON, M5X 1B1**

**GOLIATH GOLD PROJECT  
AQUATIC  
2012/2013 BASELINE STUDY REPORT**

**Final Report**

**DST File No.: OE-KN-018101**

**Date: March 2014**

**DST Consulting Engineers Inc.**  
1120 Premier Way, Suite 200, Thunder Bay, Ontario P7B 0A3  
Tel.: (807) 345-3620 Fax: (807) 344-4738 E-mail: thunderbay@dstgroup.com

---

## EXECUTIVE SUMMARY

Treasury Metals Inc. (TML) is a Canadian gold exploration and development company focused on its 100% owned high-grade Goliath Gold Project (the Project), situated in the Kenora/Dryden Mining District of northwestern Ontario. The Project is located adjacent to the village of Wabigoon, Ontario, approximately 20 km east of the city center of Dryden or 330 km west of the city of Thunder Bay.

The Goliath Gold Project is expected to require the completion of federal and provincial environmental assessments and permits prior to development. To support ongoing activities and project permitting TML retained DST Consulting Engineers Inc. (DST) in 2012 to gather environmental baseline data and submit environmental reports summarizing data collection efforts that occurred in 2012 and 2013.

For the 2012/2013 surface water quality baseline study, 15 sample locations were selected on two lakes and a number of creeks and streams within the study area. Lake sediment samples were collected concurrently with benthic invertebrate samples from two lakes and two streams. Samples were collected at Wabigoon Lake, the Wabigoon Lake Reference Site and Thunder Lake as well as Blackwater creek and an unnamed creek that runs along the former tree nursery. Sediment samples were collected during the autumn sampling event on October, 22 and 23, 2012. Three samples were collected from Wabigoon Lake, two samples from the Wabigoon Lake Reference Site and four samples from Thunder Lake. Six sediment samples were collected along the Blackwater creek and four samples along the unnamed creek.

Results from surface water sampling demonstrate that total iron concentrations were found to be higher than the Provincial Water Quality Objectives (PWQO) criterion at 14 of the 15 sampling sites. Concentrations of pH, total cobalt, total copper, total lead, total selenium, total silver, total vanadium and total zinc were found to be higher than the PWQO criteria in a number of samples throughout the study area. These results are similar to other surface water sampling programs throughout northwestern Ontario and are indicative of oligotrophic lakes in general.

Sediment samples were collected at two lakes and two streams within the potentially impacted areas of the Goliath Gold project, as well as at a reference location in Wabigoon Lake. Laboratory analyses showed total phosphorus was elevated in samples collected at the Wabigoon Lake Reference Site. Total phosphorus was elevated at one other sampling site in Wabigoon Lake, the furthest sampling site from the discharge point of the Blackwater Creek. One stream sampling location at the unnamed creek had concentrations of total phosphorus above the PSQG. Two metals were analyzed for sediment chemistry (mercury and zirconium), and mercury concentrations were all below the PSQG at all sampling sites.

Benthic invertebrate samples were collected from two lakes and two streams located within the Project area. In general, benthic invertebrate community were reflective of general conditions

---

found throughout northern Ontario. Lake samples were characterized by invertebrates which were resistant to poor water quality (Chironomidae) and fine grained substrates. Creek samples had more Ephemeroptera, Plecoptera, Trichoptera (EPT) members which are a good indicator of clean, well oxygenated water (Hynes, 1970). Along the Blackwater Creek, samples collected upstream had lower EPT ratios compared to the sample collected downstream at the mouth of the Creek, indicating that water flow in the downstream areas is likely higher in dissolved oxygen.



---

## TABLE OF CONTENTS

<b>1. INTRODUCTION</b> .....	<b>1</b>
<b>2. METHODOLOGY</b> .....	<b>3</b>
2.1 SURFACE WATER .....	3
2.2 SEDIMENT .....	3
2.3 BENTHIC INVERTEBRATES .....	2
2.4 QUALITY ASSURANCE/QUALITY CONTROL.....	2
2.4.1 <i>Surface Water</i> .....	2
2.4.2 <i>Benthic Invertebrate Community</i> .....	3
2.5 REGULATORY INFORMATION.....	3
<b>3. RESULTS</b> .....	<b>1</b>
3.1 SURFACE WATER RESULTS .....	1
3.2 SEDIMENT .....	91
3.2.1 <i>Surface Sediment Grain Size</i> .....	91
3.2.2 <i>Surface Sediment Inorganics</i> .....	93
3.3 BENTHIC INVERTEBRATE COMMUNITY (BIC) .....	96
3.3.1 <i>Wabigoon Lake</i> .....	97
3.3.2 <i>Wabigoon Lake Reference Site</i> .....	100
3.3.3 <i>Thunder Lake</i> .....	102
3.3.4 <i>Blackwater Creek</i> .....	106
3.3.5 <i>Unnamed Creek</i> .....	112
3.4 QUALITY ASSURANCE/QUALITY CONTROL.....	116
3.4.1 <i>Surface Water</i> .....	116
<b>4. DISCUSSION</b> .....	<b>118</b>
4.1 SURFACE WATER .....	118
4.2 SEDIMENT .....	118
4.3 BENTHIC INVERTEBRATE COMMUNITY.....	119
<b>5. CLOSURE</b> .....	<b>120</b>
<b>6. REFERENCES</b> .....	<b>121</b>

## LIST OF FIGURES

FIGURE 1.1: GENERAL LOCATION MAP OF THE GOLIATH GOLD PROJECT .....	2
FIGURE 2.1: SURFACE WATER QUALITY SAMPLING LOCATIONS .....	1
FIGURE 2.2: SEDIMENT QUALITY SAMPLING LOCATIONS .....	4
FIGURE 3.1: BENTHIC INVERTEBRATE DISTRIBUTION IN SB 12-22 .....	97
FIGURE 3.2: BENTHIC INVERTEBRATE DISTRIBUTION IN SB 12-23 .....	98
FIGURE 3.3: BENTHIC INVERTEBRATE DISTRIBUTION IN SB 12-24 .....	99
FIGURE 3.4: BENTHIC INVERTEBRATE DISTRIBUTION IN SB 12-25 .....	100
FIGURE 3.5: BENTHIC INVERTEBRATE DISTRIBUTION IN SB 12-26 .....	101
FIGURE 3.6: BENTHIC INVERTEBRATE DISTRIBUTION IN SB 12-17 .....	102
FIGURE 3.7: BENTHIC INVERTEBRATE DISTRIBUTION IN SB12-18 .....	103
FIGURE 3.8: BENTHIC INVERTEBRATE DISTRIBUTION IN SB 12-19 .....	104
FIGURE 3.9: BENTHIC INVERTEBRATE DISTRIBUTION IN SG BEN4 .....	105
FIGURE 3.10: BENTHIC INVERTEBRATE DISTRIBUTION IN SB 12-11A .....	107
FIGURE 3.11: BENTHIC INVERTEBRATE DISTRIBUTION IN SB 12-12 .....	107
FIGURE 3.12: BENTHIC INVERTEBRATE DISTRIBUTION IN SB 12-13 .....	108
FIGURE 3.13: BENTHIC INVERTEBRATE DISTRIBUTION IN SB 12-14 .....	109
FIGURE 3.14: BENTHIC INVERTEBRATE DISTRIBUTION IN SB 12-15 .....	110
FIGURE 3.15: BENTHIC INVERTEBRATE DISTRIBUTION IN SB 12-16 .....	111
FIGURE 3.16: BENTHIC INVERTEBRATE DISTRIBUTION IN SB 12-2A .....	112
FIGURE 3.17: BENTHIC INVERTEBRATE DISTRIBUTION IN SB 12-3 .....	113
FIGURE 3.18: BENTHIC INVERTEBRATE DISTRIBUTION IN SB 12-4A .....	114
FIGURE 3.19: BENTHIC INVERTEBRATE DISTRIBUTION IN SB 12-5A .....	115

## LIST OF TABLES

TABLE 2.1: PHYSICAL TEST, ANION, NUTRIENT AND CYANIDE PARAMETERS AND THEIR ASSOCIATED METHOD DETECTION LIMITS (MDL) .....	1
TABLE 2.2: DISSOLVED AND TOTAL METALS PARAMETERS AND THEIR ASSOCIATED LABORATORY DETECTION LIMITS .....	1
TABLE 2.3: GRAIN SIZE DISTRIBUTION .....	4
TABLE 2.4: SEDIMENT QUALITY ANALYTICAL PARAMETERS .....	4
TABLE 3.1: INORGANICS FOR SW1 .....	3
TABLE 3.2: DISSOLVED METALS FOR SW1 .....	4
TABLE 3.3: TOTAL METALS FOR SW1 .....	5
TABLE 3.4: INORGANICS FOR SW2 .....	6
TABLE 3.5: DISSOLVED METALS FOR SW2 .....	7
TABLE 3.6: TOTAL METALS FOR SW2 .....	8
TABLE 3.7: INORGANICS FOR SW3 .....	9
TABLE 3.8: DISSOLVED METALS FOR SW3 .....	10
TABLE 3.9: TOTAL METALS FOR SW3 .....	11
TABLE 3.10: INORGANICS FOR SW4 .....	12
TABLE 3.11: DISSOLVED METALS FOR SW4 .....	12
TABLE 3.12: TOTAL METALS FOR SW4 .....	13
TABLE 3.14: DISSOLVED METALS FOR SW5 .....	15
TABLE 3.15: TOTAL METALS FOR SW5 .....	16
TABLE 3.16: INORGANICS FOR SW6 .....	17
TABLE 3.17: DISSOLVED METALS FOR SW6 .....	18
TABLE 3.18: TOTAL METALS FOR SW6 .....	19
TABLE 3.19: INORGANICS FOR SW7 .....	20
TABLE 3.20: DISSOLVED METALS FOR SW7 .....	21
TABLE 3.21: TOTAL METALS FOR SW7 .....	22
TABLE 3.22: INORGANICS FOR SW8 .....	23

TABLE 3.23: DISSOLVED METALS FOR SW8 .....	24
TABLE 3.24: TOTAL METALS FOR SW8 .....	25
TABLE 3.25: INORGANICS FOR SW9 .....	26
TABLE 3.26: DISSOLVED METALS FOR SW9 .....	27
TABLE 3.27: TOTAL METALS FOR SW9 .....	28
TABLE 3.28: INORGANICS FOR SW10 .....	29
TABLE 3.29: DISSOLVED METALS FOR SW10 .....	30
TABLE 3.30: TOTAL METALS FOR SW10 .....	31
TABLE 3.31: INORGANICS FOR SW11 .....	32
TABLE 3.32: DISSOLVED METALS FOR SW11 .....	33
TABLE 3.33: TOTAL METALS FOR SW11 .....	34
TABLE 3.46: 2012 QUARTERLY MEAN CONCENTRATIONS FOR INORGANICS – SW1 .....	46
TABLE 3.47: 2012 QUARTERLY MEAN CONCENTRATIONS FOR DISSOLVED METALS – SW1 .....	47
TABLE 3.48: 2012 QUARTERLY MEAN CONCENTRATIONS FOR TOTAL METALS – SW1 .....	48
TABLE 3.49: 2012 QUARTERLY MEAN CONCENTRATIONS FOR INORGANICS – SW2 .....	49
TABLE 3.50: 2012 QUARTERLY MEAN CONCENTRATIONS FOR DISSOLVED METALS – SW2 .....	50
TABLE 3.51: 2012 QUARTERLY MEAN CONCENTRATIONS FOR TOTAL METALS – SW2 .....	51
TABLE 3.52: 2012 QUARTERLY MEAN CONCENTRATIONS FOR INORGANICS – SW3 .....	52
TABLE 3.53: 2012 QUARTERLY MEAN CONCENTRATIONS FOR DISSOLVED METALS – SW3 .....	53
TABLE 3.54: 2012 QUARTERLY MEAN CONCENTRATIONS FOR TOTAL METALS – SW3 .....	54
TABLE 3.55: 2012 QUARTERLY MEAN CONCENTRATIONS FOR INORGANICS – SW4 .....	55
TABLE 3.56: 2012 QUARTERLY MEAN CONCENTRATIONS FOR DISSOLVED METALS – SW4 .....	56
TABLE 3.57: 2012 QUARTERLY MEAN CONCENTRATIONS FOR TOTAL METALS – SW4 .....	57
TABLE 3.58: 2012 QUARTERLY MEAN CONCENTRATIONS FOR INORGANICS – SW5 .....	58
TABLE 3.59: 2012 QUARTERLY MEAN CONCENTRATIONS FOR DISSOLVED METALS – SW5 .....	59
TABLE 3.60: 2012 QUARTERLY MEAN CONCENTRATIONS FOR TOTAL METALS – SW5 .....	60
TABLE 3.61: 2012 QUARTERLY MEAN CONCENTRATIONS FOR INORGANICS – SW6 .....	61
TABLE 3.62: 2012 QUARTERLY MEAN CONCENTRATIONS FOR DISSOLVED METALS – SW6 .....	62
TABLE 3.63: 2012 QUARTERLY MEAN CONCENTRATIONS FOR TOTAL METALS – SW6 .....	63
TABLE 3.64: 2012 QUARTERLY MEAN CONCENTRATIONS FOR INORGANICS – SW7 .....	64
TABLE 3.65: 2012 QUARTERLY MEAN CONCENTRATIONS FOR DISSOLVED METALS – SW7 .....	65
TABLE 3.66: 2012 QUARTERLY MEAN CONCENTRATIONS FOR TOTAL METALS – SW7 .....	66
TABLE 3.67: 2012 QUARTERLY MEAN CONCENTRATIONS FOR INORGANICS – SW8 .....	67
TABLE 3.68: 2012 QUARTERLY MEAN CONCENTRATIONS FOR DISSOLVED METALS – SW8 .....	68
TABLE 3.69: 2012 QUARTERLY MEAN CONCENTRATIONS FOR TOTAL METALS – SW8 .....	69
TABLE 3.70: 2012 QUARTERLY MEAN CONCENTRATIONS FOR INORGANICS – SW9 .....	70
TABLE 3.71: 2012 QUARTERLY MEAN CONCENTRATIONS FOR DISSOLVED METALS – SW9 .....	71
TABLE 3.72: 2012 QUARTERLY MEAN CONCENTRATIONS FOR TOTAL METALS – SW9 .....	72
TABLE 3.73: 2012 QUARTERLY MEAN CONCENTRATIONS FOR INORGANICS – SW10 .....	73
TABLE 3.74: 2012 QUARTERLY MEAN CONCENTRATIONS FOR DISSOLVED METALS – SW10 .....	74
TABLE 3.75: 2012 QUARTERLY MEAN CONCENTRATIONS FOR TOTAL METALS – SW10 .....	75
TABLE 3.76: 2012 QUARTERLY MEAN CONCENTRATIONS FOR INORGANICS – SW11 .....	76
TABLE 3.77: 2012 QUARTERLY MEAN CONCENTRATIONS FOR DISSOLVED METALS – SW11 .....	77
TABLE 3.78: 2012 QUARTERLY MEAN CONCENTRATIONS FOR TOTAL METALS – SW11 .....	78
TABLE 3.79: 2012 QUARTERLY MEAN CONCENTRATIONS FOR INORGANICS – TL1A .....	79
TABLE 3.80: 2012 QUARTERLY MEAN CONCENTRATIONS FOR DISSOLVED METALS – TL1A .....	80
TABLE 3.81: 2012 QUARTERLY MEAN CONCENTRATIONS FOR TOTAL METALS – TL1A .....	81
TABLE 3.82: 2012 QUARTERLY MEAN CONCENTRATIONS FOR INORGANICS – TL2A .....	82
TABLE 3.83: 2012 QUARTERLY MEAN CONCENTRATIONS FOR DISSOLVED METALS – TL2A .....	83
TABLE 3.84: 2012 QUARTERLY MEAN CONCENTRATIONS FOR TOTAL METALS – TL2A .....	84
TABLE 3.85: 2012 QUARTERLY MEAN CONCENTRATIONS FOR INORGANICS – TL3 .....	85
TABLE 3.86: 2012 QUARTERLY MEAN CONCENTRATIONS FOR DISSOLVED METALS – TL3 .....	86
TABLE 3.87: 2012 QUARTERLY MEAN CONCENTRATIONS FOR TOTAL METALS – TL3 .....	87

---

TABLE 3.88: 2012 QUARTERLY MEAN CONCENTRATIONS FOR INORGANICS – JCTA .....	88
TABLE 3.89: 2012 QUARTERLY MEAN CONCENTRATIONS FOR DISSOLVED METALS – JCTA .....	89
TABLE 3.90: 2012 QUARTERLY MEAN CONCENTRATIONS FOR TOTAL METALS – JCTA.....	90
TABLE 3.91: GRAIN SIZE DISTRIBUTION AND MOISTURE IN SEDIMENTS - LAKES .....	92
TABLE 3.92: GRAIN SIZE DISTRIBUTION AND MOISTURE IN SEDIMENTS - STREAMS.....	92
TABLE 3.93: SUMMARY OF THE INORGANIC ANALYSIS OF THE SURFACE SEDIMENT – LAKES .....	94
TABLE 3.94: SUMMARY OF THE INORGANIC ANALYSIS OF THE SURFACE SEDIMENT – STREAMS .....	95

## APPENDICES

Appendix A Laboratory reports for Water Quality, Sediment Quality and Benthic Invertebrates

Appendix B Relative Percent Differences

Appendix C Limitations of the Report

---

## 1. INTRODUCTION

Treasury Metals Inc. (TML) is a Canadian gold exploration and development company focused on its 100% owned high-grade Goliath Gold Project (the Project), situated in the Kenora/Dryden Mining District of northwestern Ontario. The Project is located adjacent to the village of Wabigoon, Ontario, approximately 20 km east of the city center of Dryden or 330 km west of the city of Thunder Bay (Figure 1.1).

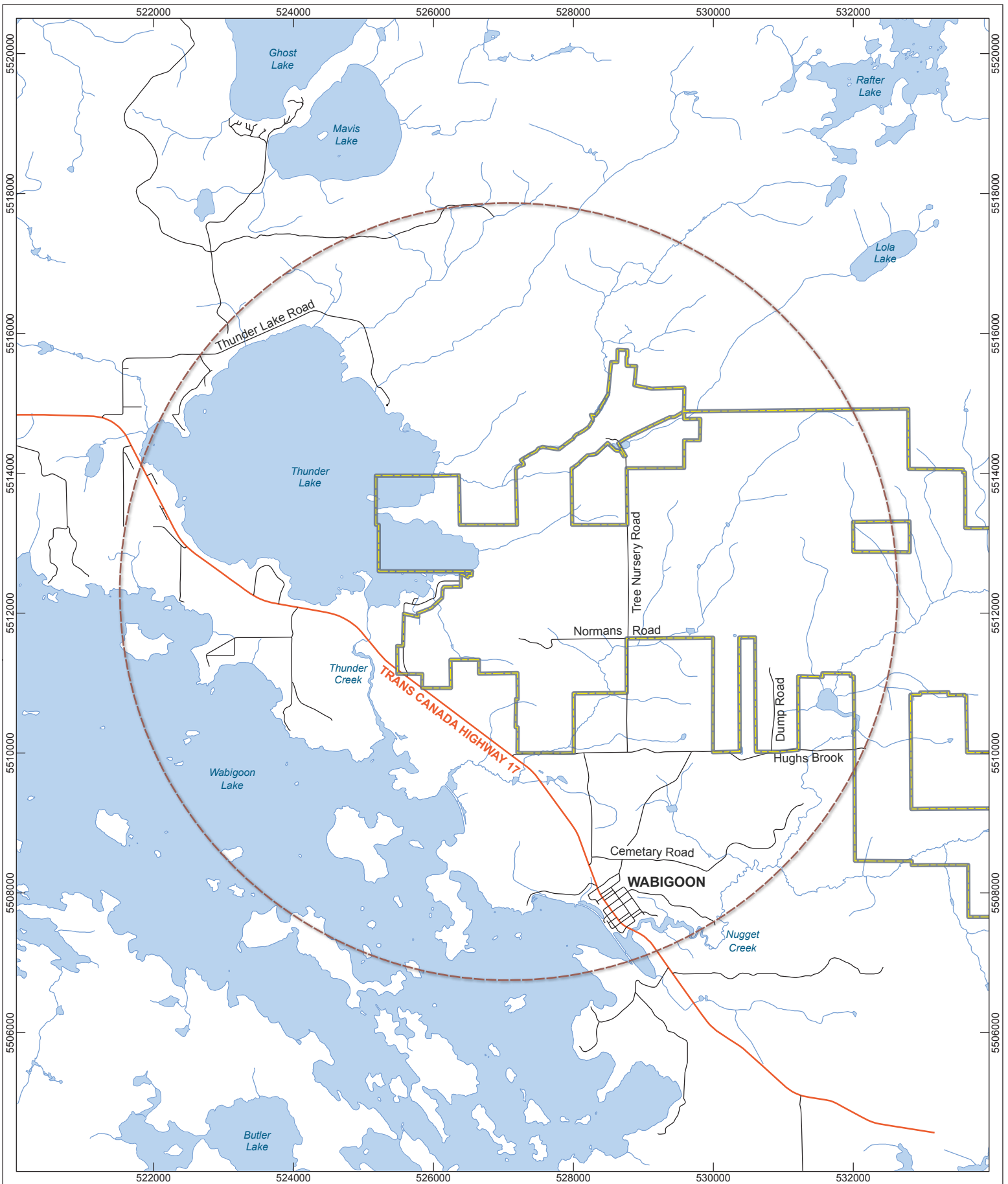
The Project Area consists largely of two historic properties, the “Thunder Lake Property”, previously owned by Teck-Corona and the “Laramide Property”, located partially within both the Hartman and Zealand townships. The properties have a total area of approximately 4,881 hectares, comprised of 4,064 hectares of 137 unpatented land claims and 19 patented land claims for the remainder. Treasury holds the entire project subject to specific royalties on 13 of the patented land parcels. The site can be readily accessed year round from Highway 17 and multiple public secondary roads that extend north from the highway, including Anderson Road, Maggrah Road and Tree Nursery Road.

The Project is expected to require the completion of federal and provincial environmental assessments and permits prior to development. To support ongoing drilling activities and project permitting, TML retained DST Consulting Engineers Inc. (DST) to gather baseline data and to submit environmental reports summarizing data collection efforts that occurred in 2012 and 2013.

The Baseline Assessment Studies include the following components:

- Surface Water Quality
- Sediment Quality
- Benthic Invertebrates Community
- Fisheries
- Wildlife
- Birds
- Wetlands and vegetation
- Hydrology

The following report presents the results of the 2012/2013 Aquatic Resources Baseline Study.



GOLIATH GOLD PROJECT  
 DRYDEN, ONTARIO, CANADA

**LOCATION OF GOLIATH GOLD  
 PROJECT STUDY AREA**

FIGURE: 1.1      REV.01


SCALE: 70000  
 TREASURY METALS INC.

DESIGN: AT 06 FEB. 2014  
 GIS: AT 18 FEB. 2014  
 CHECK: XX ADD DATE  
 REVIEW: XX ADD DATE

**LEGEND**

- Local Study Area
- Property Boundary
- Highway
- Local Road
- Waterbody
- Watercourse

N



0    500    1,000    1,500  
 Meters

**REFERENCE**  
 Data by Treasury Metals Inc.  
 and DST Consulting  
 Projection: NAD83 UTM Zone 15N



---

## 2. METHODOLOGY

The 2012 and 2013 Aquatic Resources Baseline Studies cover surface water quality, sediment quality and benthic invertebrates sampling. Surface water samples were collected by Treasury on a monthly basis in 2012 and on a quarterly basis in 2013. Samples were not able to be collected at some of the locations at certain times of the year for various reasons listed by Treasury Metals in the field notes provided. Monthly sampling was completed by Treasury in 2012 to evaluate changes in water chemistry and to provide a second year of monthly sampling. Monthly sampling was conducted to characterize the spatial and temporal variances of surface water at the Goliath Project. Two years of monthly sampling are considered to be sufficient to understand changes in water chemistry throughout the year. In 2013, surface water sampling was completed quarterly, which is a requirement of the Metal Mining Effluent Regulation (MMER) under the Environmental Effect Monitoring (EEM) program. The parameters and approach for sampling collection in the surface water and sediment quality programs were design to comply with the EEM program under the MMER. By designing a baseline monitoring program that complies with MMER, data collected during baseline monitoring can be compared to data collected during MMER cycles as the same protocols, sampling techniques and sample analysis have been used, providing a clear understanding of changes before and after the start of mining activities.

### 2.1 Surface Water

Surface water quality sampling began in November 2010 on a monthly basis with water samples being collected from Thunder and Wabigoon Lakes and four streams in the area of the Project. Since the onset of surface water sampling, locations have been added and removed as the project has progressed and a better understanding of the project footprint has been developed. In 2012, eight locations were added and three locations were discontinued from the sampling program. The eight added locations were included in the 2012 sampling event to provide information regarding upstream conditions in the Blackwater Creek as well as the creek that runs along the nursery. Two downstream locations along the two streams running at either side of the nursery were also added to provide any information of current water quality that may have been impacted by activities at the Nursery, it is understood that the nursery infrastructure may be used in the future by Treasury. One surface water station was added along Hoffstrom's bay tributary and at Hoffstrom's bay, these station were chosen as the stream is within the proposed mine footprint and the tributary drains into Hoffstrom's bay. Two sampling locations in lakes, one sample in Thunder Lake and one sample in Wabigoon Lake, these sampling locations were included to evaluate surface water quality in the lakes prior to any effluent is discharged by the mining operation, as it is expected that effluent will be discharge into one of these lakes. Surface water data collection is currently ongoing, with 2014 samples projected to be collected on a quarterly basis at the same locations used in 2013. There are currently 15 sampling sites within the Project Area (Figure 2.1).



---

At each surface water sampling site, field measurements included: water and air temperature, pH, conductivity, total dissolved solids, dissolved oxygen, turbidity and oxidation reduction potential. At times, due to equipment malfunction, turbidity and oxidation reduction potential were collected in situ. Surface water parameters were taken in the field using a Hanna HI98130 multi-meter. Prior to field measurement collection, the instrument was rinsed with surface water to avoid cross-contamination between each sampling site.

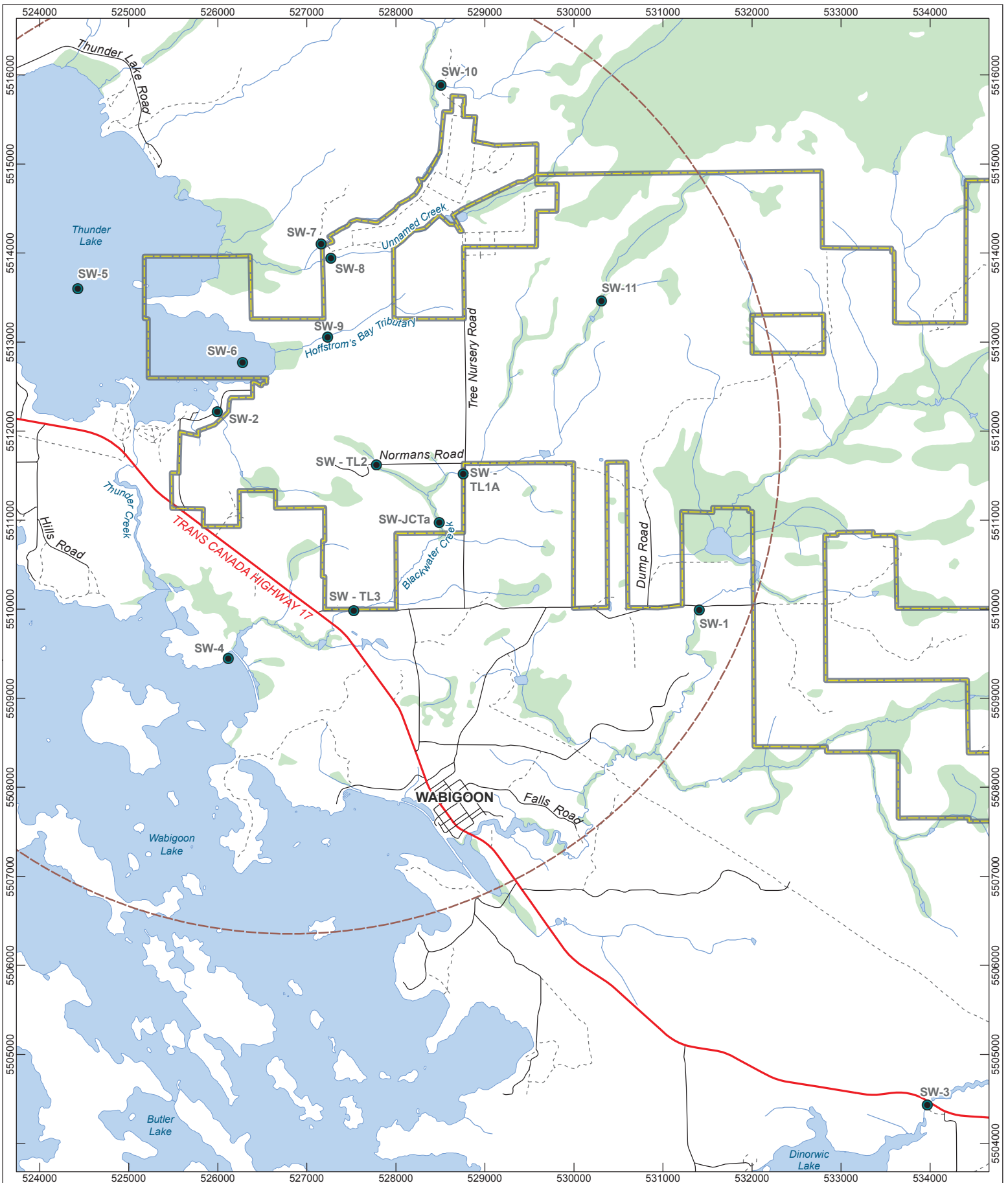
Water quality samples were collected within 1 m of the lake surface. The samples were collected from a boat that was anchored from the bow and stern to prevent drifting from the site. During winter sampling events, a 6" ice auger was used to cut a hole in the ice at the same location as the ice free samples to gain access to the surface water. Winter samples were taken through the ice in the same locations as the ice free samples. Stream samples were collected from the bank while ensuring not to disturb the stream bottom material, to maintain sample integrity.

Surface water samples were collected directly into laboratory supplied containers. During the sampling procedure, bottles not requiring preservative were triple rinsed with collected surface water. Bottles requiring preservative were supplied by the laboratory with preservatives already present. Sample bottles were labelled with date, sample name and project name. All samples were immediately stored in a cooler with ice packs to maintain a temperature of approximately 4°C, and shipped to ALS Laboratory in Thunder Bay, Ontario, to be analysed.

Samples were analysed for physical and inorganic parameters, as well as total and dissolved metals. These parameters were chosen to evaluate general surface water chemistry, in addition information regarding dissolved metals can be correlated in the future with groundwater chemistry.

A list of analytical parameters and their associated laboratory detection limit is provided in Tables 2.1 and 2.2. The results of all surface water analyses were compared to the Provincial Water Quality Objectives (PWQO).





GOLIATH GOLD PROJECT  
 DRYDEN, ONTARIO, CANADA

**SURFACE WATER QUALITY SAMPLING LOCATIONS**

FIGURE: 2.1      REV.01

SCALE: 55000

TREASURY METALS INC.

DESIGN: AT 06 FEB. 2014  
 GIS: AT 25 FEB. 2014  
 CHECK: XX ADD DATE  
 REVIEW: XX ADD DATE

- LEGEND**
- Surface Water Quality Sampling Location
  - Local Study Area
  - Property Boundary
  - Waterbody
  - Watercourse
  - Arterial
  - Expressway / Highway
  - Local
  - Resource / Recreation
  - Wetland

N

0      500      1,000  
Meters

**REFERENCE**  
 Data by Treasury Metals Inc.  
 and DST Consulting Engineers  
 Projection: NAD83 UTM Zone 15N



**Table 2.1: Physical test, anion, nutrient and cyanide parameters and their associated method detection limits (MDL)**

Analysis	Parameter	Laboratory Method	MDL	Units
Physical Tests	Conductivity	APHA 2510- B Electrode	3.0	µS/cm
	Hardness (as CaCO <sub>3</sub> )	Calculation	0.51	mg/L
	Total Suspended Solids	APHA 2540 D (modified)	2.0	mg/L
Anions and Nutrients	Acidity (as CaCO <sub>3</sub> )	APHA 2310	2.0	mg/L
	Alkalinity, Total (as CaCO <sub>3</sub> )	APHA 2320	5.0	mg/L CaCO <sub>3</sub>
	Ammonia, Total (as N)	APHA 4500-NH <sub>3</sub> G (modified)	0.020	mg/L
	Chloride (Cl)	EPA 300.1 (modified)	0.10	mg/L
	Nitrate-N	EPA 300.1 (modified)	0.030	mg/L
	Nitrite-N	EPA 300.1 (modified)	0.020	mg/L
	Phosphorus, Total (P)	APHA 4500-P B, F, G (modified)	0.0050	mg/L
	Sulphate	EPA 300.1 (modified)	0.30	mg/L
Cyanides	Cyanide, Weak Acid Dissociable	APHA 4500-CN Cyanide (modified)	0.0020	mg/L
	Cyanide, Total	ISO 14403:2002 (modified)	0.0020	mg/L
	Cyanide, Free	ASTM D7237-10 (modified)	0.0050	mg/L

**Table 2.2: Dissolved and total metals parameters and their associated method detection limits (MDL)**

Analysis	Parameter	MDL	Units
Metals (Total and Dissolved)	Aluminum (Al)	APHA 3030B / EPA 6020A	0.0050 mg/L
	Antimony (Sb)	APHA 3030B / EPA 6020A	0.00060 mg/L
	Arsenic (As)	APHA 3030B / EPA 6020A	0.0010 mg/L
	Barium (Ba)	APHA 3030B / EPA 6020A	0.010 mg/L
	Beryllium (Be)	APHA 3030B / EPA 6020A	0.0010 mg/L
	Bismuth (Bi)	APHA 3030B / EPA 6020A	0.0010 mg/L
	Boron (B)	APHA 3030B / EPA 6020A	0.050 mg/L
	Cadmium (Cd)	APHA 3030B / EPA 6020A	0.000017 mg/L
	Calcium (Ca)	APHA 3030B / EPA 6020A	0.20 mg/L
	Cesium (Ce)	APHA 3030B / EPA 6020A	0.00010 mg/L
	Chromium (Cr)	APHA 3030B / EPA 6020A	0.0010 mg/L
	Cobalt (Co)	APHA 3030B / EPA 6020A	0.00050 mg/L
	Copper (Cu)	APHA 3030B / EPA 6020A	0.0010 mg/L
	Iron (Fe)	APHA 3030B / EPA 6020A	0.020 mg/L
	Lead (Pb)	APHA 3030B / EPA 6020A	0.0010 mg/L
	Lithium (Li)	APHA 3030B / EPA 6020A	0.050 mg/L
	Magnesium (Mg)	APHA 3030B / EPA 6020A	0.020 mg/L
	Manganese (Mn)	APHA 3030B / EPA 6020A	0.0010 mg/L
Mercury (Hg)	Modified from EPA 1631 E	0.00010 mg/L	

	Molybdenum (Mo)	APHA 3030B / EPA 6020A	0.0010	mg/L
	Nickel (Ni)	APHA 3030B / EPA 6020A	0.0020	mg/L
	Phosphorus (P)	APHA 3030B / EPA 6020A	0.50	mg/L
	Potassium (K)	APHA 3030B / EPA 6020A	0.50	mg/L
	Rubidium (Rb)	APHA 3030B / EPA 6020A	0.0010	mg/L
	Selenium (Se)	APHA 3030B / EPA 6020A	0.0010	mg/L
	Silicon (Si)	APHA 3030B / EPA 6020A	0.050	mg/L
	Silver (Ag)	APHA 3030B / EPA 6020A	0.00010	mg/L
	Sodium (Na)	APHA 3030B / EPA 6020A	0.10	mg/L
	Strontium (Sr)	APHA 3030B / EPA 6020A	0.0010	mg/L
	Tellurium (Te)	APHA 3030B / EPA 6020A	0.0010	mg/L
	Thallium (Tl)	APHA 3030B / EPA 6020A	0.00030	mg/L
	Tin (Sn)	APHA 3030B / EPA 6020A	0.0010	mg/L
	Titanium (Ti)	APHA 3030B / EPA 6020A	0.0020	mg/L
	Tungsten (W)	APHA 3030B / EPA 6020A	0.010	mg/L
	Uranium (U)	APHA 3030B / EPA 6020A	0.0050	mg/L
	Vanadium (V)	APHA 3030B / EPA 6020A	0.0010	mg/L
	Zinc (Zn)	APHA 3030B / EPA 6020A	0.0030	mg/L
	Zirconium (Zr)	APHA 3030B / EPA 6020A	0.0010	mg/L

---

## 2.2 Sediment

Surface sediment samples were collected concurrently with benthic invertebrate samples from two lakes and two streams. Samples were collected at 5 locations including: Wabigoon Lake, Wabigoon Lake Reference Site, Thunder Lake, Blackwater creek and the unnamed creek that runs along the former tree nursery (Figure 2.2). Sediment samples were collected during October, 22 and 23, 2012. Three samples were collected from Wabigoon Lake, two samples from Wabigoon Lake Reference location, four samples from Thunder Lake, six samples from Blackwater creek and four samples from unnamed creek.

According to MMER, sediment samples should be collected from possibly impacted and reference areas for comparison reasons. It is understood that sediment characteristics between different areas may differ so much as to make comparisons not suitable. During baseline studies, reference areas were chosen to reflect conditions upstream the proposed mining footprint as clearly reflected in stream samples. In general, for lakes, reference samples are usually collected in lakes of similar size and chemical characteristics. No other lake similar to Wabigoon Lake exists in the area, therefore an effort was done to find a location located upgradient from the mouth of Blackwater creek and away from the influence of human settlements.

All sediment samples were collected using a Wildco Petite Ponar (Wildco 6", Model SCOOPS-08890). During lake sampling collection, the boat was anchored at the bow and stern to reduce movement. Stream samples were collected by wading in the stream and using a Wildco Petite Ponar. For sediment collection in streams the field technician stood downstream (facing upstream into the current) to prevent collecting washout sediments. Samples were collected by scooping the sample along the bottom of the surface water body in the upstream direction. Excess water was removed from the scoop prior to sample placement into laboratory supplied containers. Each sediment sample was placed in a clean (rinsed with lake water) glass dish and jarred in laboratory supplied clean glass jars with a Teflon lid. All samples were placed in a cooler, supplied with ice, and maintained at approximately 4°C.

Sampling stations in lakes were approximately 250 m apart and were chosen to determine sediment characteristics in depositional areas within the lakes. The minimum number of samples to conduct statistical analysis as suggested in the MMER were collected to better define the area.

Sediment samples were collected by DST and Treasury, then submitted by Treasury to ALS Environmental for the analysis of grain size distribution (Table 2.3) and the parameters listed in Table 2.4.

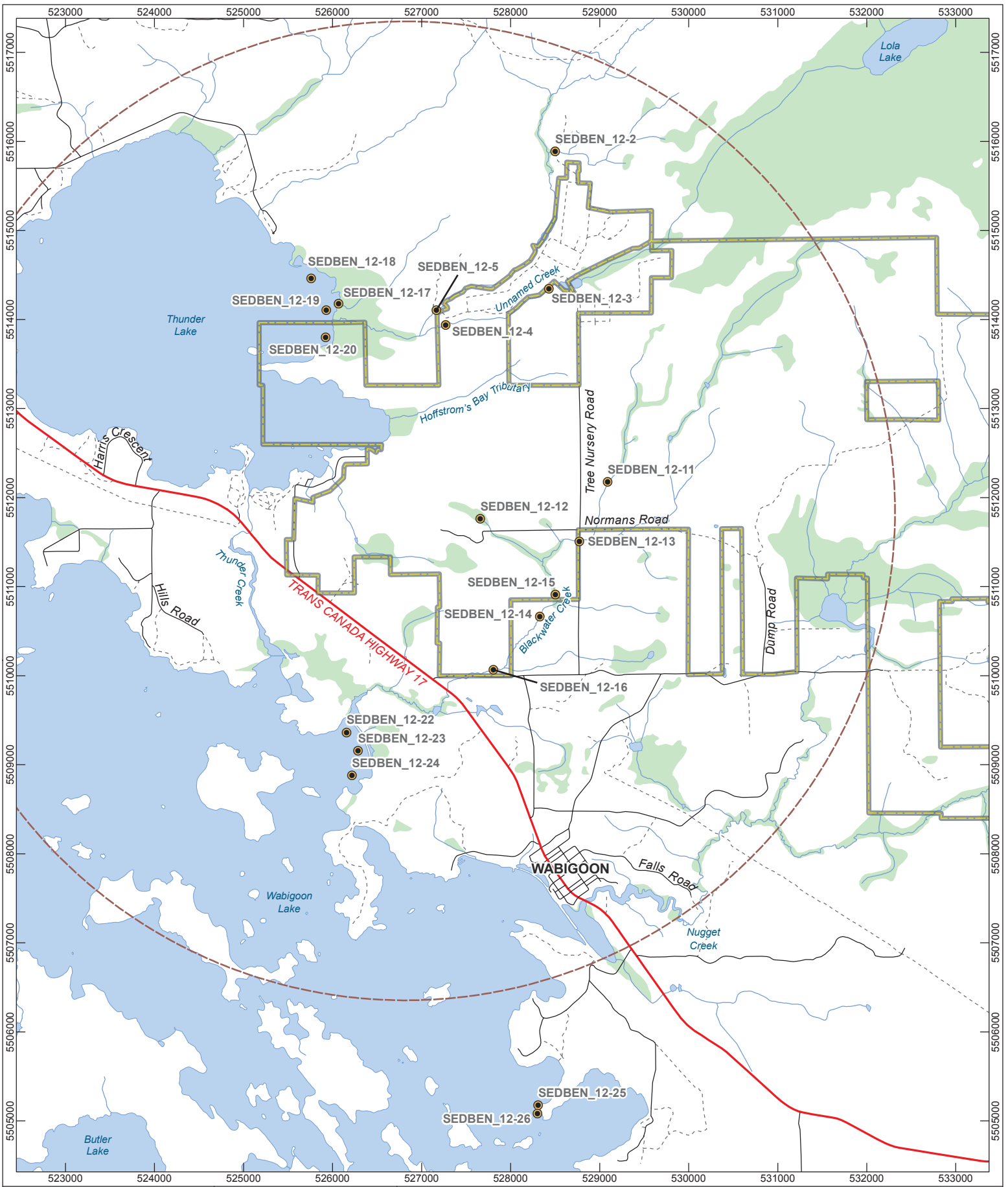
**Table 2.3: Grain Size Distribution**

Classification	Particle Size
Gravel	>2.0 mm
Sand	2.0 mm – 0.063 mm
Silt	0.063 mm – 4 µm
Clay	<4 µm

**Table 2.4: Sediment quality analytical parameters and its associated method detection limits (MDL)**

Analysis	Parameter	Method Reference	MDL	Units
Leachable Anions and Nutrients	Ammonia as N	EPA 350.1	5.0	mg/kg
	Bromide	EPA 300.0 (IC)	1.0	mg/kg
	Chloride	EPA 300.1	20	mg/kg
	Fluoride	EPA 300.1	1.0	mg/kg
	Nitrate-N	APHA 4500 NO <sub>3</sub> H-Colorimetry	1.0	mg/kg
	Nitrite-N	APHA 4500 NO <sub>3</sub> H-Colorimetry	1.0	mg/kg
	Total Kjeldahl Nitrogen	APHA 4500-N	200	mg/kg
	Sulphate	EPA 300.1	20	mg/kg
Anions and Nutrients	Total Phosphorus	APHA 4500-P B E	50	mg/kg
Saturated Paste Extractables	Nitrate + Nitrite-N	APHA 4500 NO <sub>3</sub> H-Colorimetry	1.0	mg/L
Metals	Mercury	EPA 7471	0.010	mg/kg
	Zirconium	EPA 200.2/6020A	5.0	mg/kg

Note: MDL – Method detection limit



GOLIATH GOLD PROJECT  
 DRYDEN, ONTARIO, CANADA

**SEDIMENT QUALITY AND  
 BENTHIC INVERTEBRATE  
 SAMPLING LOCATIONS**

FIGURE: 2.1      REV.02

SCALE: 55000

TREASURY METALS INC.

DESIGN: AT 06 FEB. 2014  
 GIS: AT 25 FEB. 2014  
 CHECK: XX ADD DATE  
 REVIEW: XX ADD DATE

**LEGEND**

- Sediment and Benthic Invertebrate Sampling Location
- Local Study Area
- Property Boundary
- Waterbody
- Arterial
- Expressway / Highway
- Local
- Resource / Recreation
- Wetland
- Watercourse

N

0 500 1,000 Meters

**REFERENCE**  
 Data by Treasury Metals Inc.  
 and DST Consulting Engineers  
 Projection: NAD83 UTM Zone 15N





---

## 2.3 Benthic Invertebrates

Benthic invertebrate community samples were collected from two lake and two stream locations within the Project study area. Benthic invertebrate community samples were collected between October 22 and October 23, 2012 at 19 locations. Samples were collected at Blackwater Creek, Wabigoon Lake, and at the mouth of Blackwater Creek. Sampling locations were placed within areas of potential impacts from proposed mine infrastructure (Figure 2.2). Samples were collected on Wabigoon Lake approximately 5 km south west of the Blackwater Creek mouth, this location was chosen to reflect background conditions for the samples collected near the Project at Wabigoon Lake. Samples for benthic invertebrate community were also collected throughout the creek located at either side of a former Tree Nursery which is located within the Project area. As per MMER guidelines, benthic invertebrate samples were collected at the same locations as sediment samples, to better correlate habitat with benthic invertebrate community characteristics.

During invertebrate sampling, the boat was anchored at the bow and stern to reduce movement. Three sampling locations were sampled at Wabigoon Lake, two sampling locations were sampled at the Wabigoon Reference Site, and four sampling locations were sampled at Thunder Lake. The samples were reduced in the field using a 500 mm mesh sieve to remove excess sediment and debris. Three ponar grab samples were reduced and placed into one laboratory supplied container. Samples were then preserved in 10% formalin and sent to ALS Environmental, a certified laboratory for benthic invertebrate identification.

Stream samples were collected following the methodology developed by the Ontario Benthos Biomonitoring Network (OBBN). The travelling kick and sweep method for wadeable habitats was followed. For this method, sampling occurred in two riffles and one pool. In each riffle and pool, the substrate was kicked to disturb the sediment and the collection of the dislodged materials was done by sweeping the net near the bottom of the creek. The substrate was kicked in a zigzagging pattern for 10 minutes. The collected sample was then reduced in the field to remove excess sediment and debris. The reduced sample was placed in laboratory supplied containers and preserved with 10% formalin.

A number of parameters were determined for the benthic invertebrate samples including: taxon richness, relative abundance, percent Ephemeroptera, Plecoptera, Tricoptera (EPT), percent Diptera, Simpson's diversity index, and evenness.

## 2.4 Quality Assurance/Quality Control

### 2.4.1 Surface Water

On January 25-27, 2012 a DST representative trained Treasury in the collection and submission of surface water samples. Following this training, sampling was completed on a monthly basis by Treasury. DST did not have any control regarding the quality assurance/quality control measures taken during surface water sampling, collection or submission to the laboratory for analysis and therefore cannot comment on the specifics.

As per DST's recommendations, one blind field duplicate, one trip blank and one field blank during each sampling event were submitted to the laboratory as part of a quality assurance/quality control (QA/QC) program.

Once DST received the laboratory results, a comparison of the relative percent difference (RPD) between the sample and the field duplicate sample was completed using the following formula:

$$RPD = \frac{(\text{Sample Result} - \text{Duplicate Result})}{(\text{Sample Result} + \text{Duplicate Result})} \times 100$$

The RPD calculation is only applicable when the sample and field duplicate concentrations are greater than 5 times the laboratory reportable detection limit (Maxxam, 2012). Once calculated, the RPDs were compared to the applicable alert criteria for water, which is 25% for metals and general chemistry parameters. A discussion of the results of this QA/QC sampling and analysis is presented in Section 3.6 of this report.

As part of the QA/QC process, a laboratory supplied field blank and travel blank were included in all surface water sampling events. Field and travel blanks consisted of deionized water that was tested by the laboratory for purity, and transferred into laboratory supplied containers. These blanks were used to monitor the potential contamination of samples due to field practices, laboratory equipment, analytical methodology, or sample containers. Ideally, the analytical results obtained from these blanks will be "non-detect" at laboratory method detection limits, with the exception of pH and conductivity, which is inherent to even the most pure forms of water.

ALS Environmental utilizes laboratory duplicates, method blanks, blank spikes, and matrix spikes to monitor the accuracy, precision and reproducibility of the laboratory data (refer to laboratory Certificates of Analysis, Appendix A).

#### **2.4.2 Benthic Invertebrate Community**

Identification to Family level was completed by ALS, where possible. The QA/QC process for invertebrate identification involves periodic testing of Senior Taxonomists with voucher samples, and resampling by third parties.

### **2.5 Regulatory Information**

The results of all surface water analyses were compared to the Ministry of Environment and Energy Ontario Provincial Water Quality Objectives (PWQO) for the protection of aquatic life and recreation in freshwater (February, 1999).

Sediment samples (metals) were compared to the Guidelines for the Ministry of the Environment (MOE), Protection and Management of Aquatic Sediment Quality in Ontario, August 1993. The guidelines have established three levels of effect – No Effect Level, Lowest Effect Level (LEL) and Severe Effect Level (SEL). The LEL and SEL are based on long-term effects which



---

contaminants may have on sediment dwelling organisms. The No Effect Level is based on levels of chemicals which are so low, no contaminants are passed through the food chain. Sediment samples which were submitted for analysis of anions and nutrients were not compared to Sediment Quality Guidelines as the leachable anions and nutrients requested by Treasury Personnel cannot be compared to those guidelines.

Environmental baseline studies, such as the one completed herein, establish background site conditions representative of the site at the time of sample collection. The criteria, guidelines and/or standards used in this report provide a frame of reference for a discussion of the sample results.

### 3. RESULTS

The results of the surface water, sediment, and benthic sampling program are presented below. The Laboratory Certificates of Analysis are located in Appendix A.

#### 3.1 Surface Water Results

Analytical results from the 2012 and 2013 surface water sampling program are presented in Table 3.1 to 3.45. Tables 3.46 to 3.90 show quarterly results by sampling station, units of all parameters, with the exception of pH and Conductivity (umho/cm), are in mg/L. The vast majority of parameters were found to be within the accepted Provincial Water Quality Objectives (PWQO). The following parameters were above the PWQO values (in brackets) in 2012 or 2013 at various locations and times of the year: pH (between 6.5-8.5), Total iron (0.30mg/L), total cobalt (0.0009mg/L), total zinc (0.02mg/L), total vanadium (0.006mg/L), lead (0.001-0.005mg/L), silver (0.0001mg/L), and total copper (0.005mg/L).

- **SW1:** total iron was above PWQO in 11 of 16 sampling period; ranging from 0.333mg/L–1.71mg/L;
- **SW2:** total iron was above PWQO in 13 of 13 sampling periods ranging from 0.658mg/L–2.34mg/L; total cobalt criterion was exceeded in 1 of 13 sampling periods (0.00102mg/L);
- **SW3:** total iron was above PWQO in 4 of 14 sampling periods ranging from 0.323mg/L–1.23mg/L; total zinc criterion was exceeded in 1 of 14 sampling periods (0.0267mg/L);
- **SW4:** total iron was above PWQO in 8 of 10 sampling periods ranging from 0.440mg/L–0.788mg/L;
- **SW5:** no parameters were above PWQO standards for this sampling period;
- **SW6:** total iron was above PWQO in 1 of 9 sampling periods (0.734mg/L);
- **SW7:** pH was out of PWQO range in 1 of 14 sampling periods (6.24); total iron criterion was exceeded in 14 of 15 sampling periods ranging from 0.350mg/L–1.03mg/L; total zinc criterion was exceeded in 1 of 14 sampling periods (0.158mg/L);
- **SW8:** total iron was above PWQO in 16 of 16 sampling periods ranging from 0.474mg/L–2.18mg/L;
- **SW9:** total iron was above PWQO in 9 of 14 sampling periods ranging from 0.315mg/L–0.797mg/L; total zinc criterion was exceeded in 1 of 14 sampling periods (0.0267mg/L);
- **SW10:** total iron was above PWQO in 15 of 15 sampling periods ranging from 0.685mg/L–8.71mg/L; total cobalt exceeded PQWO in 1 of 15 sampling periods (0.00162 mg/L); total zinc criterion was exceeded in 1 of 14 sampling periods (0.0267mg/L); total vanadium criterion was exceeded in 1 of 15 sampling periods (0.0096mg/L);
- **SW11:** pH was above PWQO in 8 of 9 sampling periods ranging from 5.2pH - 6.46pH; total iron criterion was exceeded in 9 of 9 sampling periods ranging from 1.17mg/L–2.82mg/L; total cobalt criterion was exceeded in 1 of 9 sampling periods (0.0011mg/L); total zinc was exceeded in 1 of 9 sampling periods (0.051mg/L);

- 
- **TL1A:** total iron was above PWQO in 14 of 16 sampling periods ranging from 0.353mg/L–10.40mg/L; total cobalt criterion was exceeded in 8 of 16 sampling periods ranging from 0.00216mg/L-0.00723mg/L;
  - **TL2A:** total iron was above PWQO in 8 of 8 sampling periods ranging from 0.615mg/L–2.0mg/L; total cobalt criterion was exceeded in 2 of 8 sampling periods ranging from 0.00095mg/L-0.00103mg/L; total copper criterion was exceeded in 2 of 8 sampling periods ranging from 0.0074mg/L-0.0087mg/L; total lead criterion was exceeded in 2 of 8 sampling periods ranging from 0.0018mg/L-0.0043mg/L; total silver criterion was exceeded in 2 of 8 samples ranging from 0.00072mg/L-0.00083mg/L;
  - **TL3:** total iron was above PWQO in 14 of 15 sampling periods ranging from 0.301mg/L–6.47mg/L; and,
  - **JCTA:** total iron was above PWQO in 14 of 14 sampling periods ranging from 0.305mg/L–9.11mg/L; total cobalt criterion was exceeded in 4 of 14 sampling periods ranging from 0.0096mg/L-0.00314mg/L; total selenium exceeded PWQO in 1 of 14 sampling periods 1.1mg/L; total zinc criterion was exceeded in 1 of 14 sampling periods (0.024mg/L).

**Table 3.1: Inorganics for SW1**

Inorganics				2012												2013			
Parameter	Units	MDL	PWQO	Q1			Q2			Q3			Q4			Q1	Q2	Q3	Q4
				Jan. 25	March (Apr 4) Duplicate	April 26	May 15	June 21	July 19	Aug. 24	Sept. 17	Oct. 31	Nov. 27	Dec. 18	Jan 29	April 17	July 23	Oct 30	
Alkalinity (Total as CaCO3)	mg/L	1		93.1	20.6	21.2	32.9	76.9	38.5	70.3	72.2	81	38.8	57.9	81	84.8	83	53.5	56.7
Conductivity	umho/cm	1		180	59	58.5	80.8	165	87.4	139	143	170	86.9	122	170	177	172	112	114
Dissolved Chloride (Cl)	mg/L	1		0.92	0.36	0.38	<0.030	1.39	0.14	0.32	0.33	0.49	0.76	<2.0	0.77	0.86	1.04	0.21	0.69
Dissolved Sulphate (SO4)	mg/L	1		3.63	1.96	1.97	2.07	1.41	0.58	0.94	1.03	1.44	1.72	<2.0	2.49	2.95	3.34	0.75	1.66
Hardness (CaCO3)	mg/L	1.0		90.5	24.9	25	38.3	86.7	43	77.9	75	66.5	42.4	60.8	68.2	98	86.8	60.5	57.4
Nitrate (N)	mg/L	0.1		0.044	0.169	0.132	<0.030	<0.030	<0.030	<0.030	<0.030	<0.030	<0.030	<0.10	<0.030	0.047	0.11	<0.030	<0.030
Nitrite (N)	mg/L	0.01		<0.020	<0.020	<0.020	<0.020	<0.020	<0.020	<0.020	<0.020	<0.020	<0.020	<0.10	<0.020	<0.020	<0.05	<0.030	<0.020
pH	pH		6.5-8.5	6.87	7.08	7.11	7.41	7.86	7.02	7.26	7.45	7.59	7.09	7.16	7.29	7.26	7.55	7.32	7.69
Total Ammonia-N	mg/L	0.05		0.071	<0.020	<0.020	<0.020	<0.020	<0.020	<0.020	<0.020	<0.020	<0.020	<0.020	<0.020	0.07	<0.02	<0.020	0.024
Total Phosphorus	mg/L	0.002	a	0.0060	0.0176	0.0172	0.0063	0.0809	0.0095	0.0096	0.008	0.012	0.0086	0.0061	0.0063	0.0069	0.02	0.0099	0.0099
Total Suspended Solids	mg/L	1		4.1	2.6	<2.0	3.3	84	3.9	<2.0	3	15.9	4	<2.0	6	<2.0	<10	2.3	29.2
Acidity (as CaCO3)	mg/L	2		6.4	4	3.6	2.8	6.4	4	6	3.6	4	4	5.4	7.8	9.8	<5	4	5
Oil and Grease	mg/L	2		<2.0	<2.0	<2.0	<2.0	<2.0	<2.0	<2.0	<2.0	<2.0	<2.0	<2.0	<2.0	<2.0	<0.5	<2.0	<2.0
Cyanide, Weak Acid Diss	mg/L	0.002		<0.0020	<0.0020	<0.0020	<0.0020	<0.0020	<0.0020	<0.0020	<0.0020	<0.0020	<0.0020	<0.0020	<0.0020	<0.0020	-	<0.0020	<0.0020
Cyanide, Total	mg/L	0.002		<0.0020	<0.0020	<0.0020	<0.0020	<0.0020	0.0067	<0.0020	<0.0020	<0.0020	<0.0020	<0.0020	<0.0020	<0.0020	<0.002	<0.0020	<0.0020
Cyanide, Free	mg/L	0.002	0.005	<0.0050	<0.0050	<0.0050	<0.0050	<0.0050	<0.0050	<0.0050	<0.0050	<0.0050	<0.0050	<0.0050	<0.0050	<0.0050	<0.002	<0.0050	<0.0050

**Notes:**

**PWQO= Provincial Water Quality Objectives**

**All concentrations in mg/L unless otherwise stated**

MDL= Reportable Detection Limit

**\* Exceedence of PWQO Standards**

for the ice-free period should not exceed 0.02 mg/L; a high level of protection against aesthetic deterioration will be provided by a total phosphorus concentration for the ice-free period of 0.01 mg/L or less. This should apply to all lakes naturally below this value; Excessive plant growth in rivers and streams should be eliminated at a total phosphorus concentration below 0.03 mg/L.

**Italized Values have detection limits above the PWQO**





**Table 3.4: Inorganics for SW2**

Inorganics				2012								2013				
Parameter	Units	MDL	PWQO	Q1		Q2		Q3		Q4		Q1	Q2	Q3	Q4	
				March (Apr 4)	April 26	May 15	June 20	July 19	Aug. 22	Sept. 17	Oct. 31	Nov. 27	Jan 29	April 17	July 23	Oct 30
Alkalinity (Total as CaCO3)	mg/L	1		50	58.2	46.1	58.4	63.6	66.8	64.7	63.3	67.8	74.8	83	54.9	55
Conductivity	umho/cm	1		139	135	103	132	128	134	138	139	141	152	186	113	112
Dissolved Chloride (Cl)	mg/L	1		4.58	2.16	0.24	1.95	0.24	<0.10	<0.10	2.2	<2.0	0.78	5.6	0.13	1.21
Dissolved Sulphate (SO4)	mg/L	1		5.33	2.70	1.57	0.58	0.74	0.76	0.83	1.02	<2.0	2.31	2.01	0.46	0.56
Hardness (CaCO3)	mg/L	1.0		56.5	67.6	51.1	67	76.4	75.7	69	66.6	73.9	93	95.9	61.4	58.5
Nitrate (N)	mg/L	0.1		0.122	<0.030	<0.030	0.031	0.078	0.039	<0.030	<0.030	<0.10	0.053	0.08	0.043	<0.030
Nitrite (N)	mg/L	0.01		<0.020	<0.020	<0.020	<0.020	<0.020	<0.020	<0.020	<0.020	<0.10	<0.020	<0.05	<0.020	<0.020
pH	pH		6.5-8.5	7.56	7.66	7.56	7.41	7.65	7.74	7.79	7.41	7.38	7.41	7.69	7.41	7.67
Total Ammonia-N	mg/L	0.05		<0.020	<0.020	<0.020	<0.020	0.028	<0.020	<0.020	<0.020	<0.020	0.066	<0.02	0.023	<0.020
Total Phosphorus	mg/L	0.002	a	0.083	0.0920	<0.0050	0.0984	0.0704	0.139	0.0466	0.0268	0.0223	0.0293	0.07	0.0472	0.0271
Total Suspended Solids	mg/L	1		5.9	59.8	19	92.7	45.2	34.9	26.5	17.2	10.8	10.1	<10	17.1	20.6
Acidity (as CaCO3)	mg/L	2		5.6	3.4	6.6	3	2.8	2.8	2.8	2.6	4.8	9.8	<5	2	5
Oil and Grease	mg/L	2		<2.0	<2.0	<2.0	<2.0	<2.0	<2.0	<2.0	<2.0	<2.0	<2.0	0.73	<2.0	<2.0
Cyanide, Weak Acid Diss	mg/L	0.002		<0.0020	<0.0020	<0.0020	<0.0020	<0.0020	<0.0020	<0.0020	<0.0020	<0.0020	<0.0020	-	<0.0020	<0.0020
Cyanide, Total	mg/L	0.002		<0.0020	<0.0020	<0.0020	0.006	<0.0020	<0.0020	<0.0020	<0.0020	<0.0020	<0.0020	<0.002	<0.0020	<0.0020
Cyanide, Free	mg/L	0.002	0.005	<0.0050	<0.0050	<0.0050	<0.0050	<0.0050	<0.0050	<0.0050	<0.0050	<0.0050	<0.0050	<0.002	<0.0050	<0.0050

**Notes:**

**PWQO= Provincial Water Quality Objectives**

**All concentrations in mg/L unless otherwise stated**

MDL= Reportable Detection Limit

**\* Exceedence of PWQO Standards**

for the ice-free period should not exceed 0.02 mg/L; a high level of protection against aesthetic deterioration will be provided by a total phosphorus concentration for the ice-free period of 0.01 mg/L or less. This should apply to all lakes naturally below this value; Excessive plant growth in rivers and streams should be eliminated at a total phosphorus concentration below 0.03 mg/L.

**Italized Values have detection limits above the PWQO**

**Table 3.5: Dissolved metals for SW2**

Dissolved Metals				2012								2013				
Parameter	Units	MDL	PWQO	Q1	Q2			Q3			Q4		Q1	Q2	Q3	Q4
				March (Apr 4)	April 26	May 15	June 20	July 19	Aug. 22	Sept. 17	Oct. 31	Nov. 27	Jan 29	April 17	July 23	Oct 30
Dissolved Aluminum (Al)	mg/L	0.005		0.123	0.0484	0.0074	0.072	0.0416	0.0349	0.0285	0.0383	0.0527	0.1130	0.0830	0.0379	0.0740
Dissolved Antimony (Sb)	mg/L	0.0005		<0.00060	<0.00060	<0.00060	<0.0050	<0.00060	<0.00060	<0.00060	<0.00060	<0.00060	<0.00050	<0.003	<0.00060	<0.00010
Dissolved Arsenic (As)	mg/L	0.001		<0.0010	<0.0010	<0.0010	<0.0010	<0.0010	<0.0010	<0.0010	<0.0010	<0.0010	<0.0010	<0.003	<0.0010	0.0004
Dissolved Barium (Ba)	mg/L	0.002		<0.010	0.013	<0.010	0.013	<0.010	<0.010	<0.010	<0.010	0.013	0.014	0.015	<0.010	0.008
Dissolved Beryllium (Be)	mg/L	0.0005		<0.0010	<0.0010	<0.0010	<0.0010	<0.0010	<0.0010	<0.0010	<0.0010	<0.0010	<0.00050	<0.002	<0.0010	<0.00050
Dissolved Bismuth (Bi)	mg/L	0.001		<0.0010	<0.0010	<0.0010	<0.0010	<0.0010	<0.0010	<0.0010	<0.0010	<0.0010	<0.0010	<0.001	<0.0010	<0.000050
Dissolved Boron (B)	mg/L	0.01		<0.050	<0.050	<0.050	<0.050	<0.050	<0.050	<0.050	<0.050	<0.050	<0.010	<0.01	<0.050	<0.010
Dissolved Cadmium (Cd)	mg/L	0.0001		<0.000017	0.000025	<0.000017	<0.000090	<0.000017	<0.000017	<0.000017	<0.000017	<0.000017	<0.000090	<0.0001	<0.000017	0.00001
Dissolved Calcium (Ca)	mg/L	0.2		15.8	18.2	15.8	18.5	21.3	21.5	20.3	18.1	20.0	24.8	26.3	17.2	15.9
Dissolved Cesium (Cs)	mg/L	0.0001		-	-	-	-	-	-	-	-	-	-	-	-	<0.00010
Dissolved Chromium (Cr)	mg/L	0.005		<0.0010	<0.0010	<0.0010	<0.00050	<0.0010	<0.0010	<0.0010	<0.0010	<0.0010	<0.00050	<0.003	<0.0010	0.0004
Dissolved Cobalt (Co)	mg/L	0.0005		<0.00050	<0.00050	<0.00050	<0.00050	<0.00050	<0.00050	<0.00050	<0.00050	<0.00050	<0.00050	0.0006	<0.00050	0.00014
Dissolved Copper (Cu)	mg/L	0.001		0.0032	0.0023	<0.0010	0.0013	0.0010	<0.0010	<0.0010	<0.0010	0.0014	0.0017	0.002	0.0014	0.00114
Dissolved Iron (Fe)	mg/L	0.1		0.069	0.155	0.175	0.559	0.651	0.431	0.283	0.201	0.199	0.663	0.690	0.741	0.387
Dissolved Lead (Pb)	mg/L	0.0005		<0.0010	<0.0010	<0.0010	<0.0010	<0.0010	<0.0010	<0.0010	<0.0010	<0.0010	<0.00050	<0.001	<0.0010	0.000083
Dissolved Lithium (Li)	mg/L	0.005		<0.050	<0.050	<0.050	-	<0.050	<0.050	<0.050	<0.050	<0.050	<0.10	<0.005	<0.050	<0.0050
Dissolved Magnesium (Mg)	mg/L	0.05		4.15	5.39	2.81	5.12	5.63	5.38	4.48	5.21	5.82	6.43	7.34	4.47	4.55
Dissolved Manganese (Mn)	mg/L	0.002		0.0079	0.0539	0.172	0.0675	0.0559	0.0612	0.0266	0.0188	0.0186	0.0258	0.0580	0.0127	0.013
Dissolved Mercury (Hg)	mg/L	0.00005	0.0002	<0.00010	<0.000010	<0.000010	<0.000010	<0.000010	<0.000010	<0.000010	<0.000010	<0.000010	<0.000010	<0.0001	<0.000010	<0.000010
Dissolved Molybdenum (Mo)	mg/L	0.0005		<0.0010	<0.0010	<0.0010	<0.0010	<0.0010	<0.0010	<0.0010	<0.0010	<0.0010	<0.00050	<0.002	<0.0010	0.000119
Dissolved Nickel (Ni)	mg/L	0.001		<0.0020	<0.0020	<0.0020	<0.0020	<0.0020	<0.0020	<0.0020	<0.0020	<0.0020	0.0014	<0.003	<0.0020	0.00105
Dissolved Phosphorus (P)	mg/L	0.05		-	-	-	<0.050	-	-	-	-	-	<0.050	-	-	-
Dissolved Potassium (K)	mg/L	0.2		1.56	1.92	1.08	1.1	0.74	0.54	0.57	1.50	1.26	<1.0	2.20	0.68	1.04
Dissolved Rubidium (Rb)	mg/L	0.001		-	-	-	-	-	-	-	-	-	-	-	-	<0.0010
Dissolved Selenium (Se)	mg/L	0.002		<0.0010	<0.0010	<0.0010	<0.00040	<0.0010	<0.0010	<0.0010	<0.0010	<0.0010	<0.00040	<0.004	<0.0010	0.00
Dissolved Silicon (Si)	mg/L	0.05		-	-	-	3.6	-	-	-	-	-	4.5	4.76	-	3.43
Dissolved Silver (Ag)	mg/L	0.0001		<0.00010	<0.00010	<0.00010	<0.00010	<0.00010	<0.00010	<0.00010	<0.00010	<0.00010	<0.00010	<0.0001	<0.00010	<0.000010
Dissolved Sodium (Na)	mg/L	0.1		3.79	2.46	1.70	2.57	2.06	1.82	1.49	2.22	2.04	1.71	3.94	1.73	2.06
Dissolved Strontium (Sr)	mg/L	0.001		0.0287	0.0340	0.0278	0.0348	0.0355	0.0360	0.0281	0.0313	0.0351	0.0430	0.0480	0.0293	0.0295
Dissolved Tellurium (Te)	mg/L	0.001		<0.0010	<0.0010	<0.0010	-	<0.0010	<0.0010	<0.0010	<0.0010	<0.0010	-	<0.05	<0.0010	<0.00060
Dissolved Thallium (Tl)	mg/L	0.00005		<0.00030	<0.00030	<0.00030	<0.00030	<0.00030	<0.00030	<0.00030	<0.00030	<0.00030	<0.00030	<0.0003	<0.00030	<0.000050
Dissolved Tin (Sn)	mg/L	0.001		<0.0010	<0.0010	<0.0010	<0.0010	<0.0010	<0.0010	<0.0010	<0.0010	<0.0010	<0.0010	<0.002	<0.0010	<0.00010
Dissolved Titanium (Ti)	mg/L	0.005		0.0051	<0.0020	<0.0020	0.0027	0.0024	<0.0020	<0.0020	<0.0020	<0.0020	0.0036	0.004	0.0029	0.00235
Dissolved Tungsten (W)	mg/L	0.001		<0.010	<0.010	<0.010	<0.010	<0.010	<0.010	<0.010	<0.010	<0.010	<0.010	<0.002	<0.010	-
Dissolved Uranium (U)	mg/L	0.0001		<0.0050	<0.0050	<0.0050	<0.0050	<0.0050	<0.0050	<0.0050	<0.0050	<0.0050	<0.0010	<0.002	<0.0050	0.000083
Dissolved Vanadium (V)	mg/L	0.0005		0.0012	<0.0010	<0.0010	<0.0010	<0.0010	<0.0010	<0.0010	<0.0010	<0.0010	<0.0010	0.0006	<0.002	<0.0010
Dissolved Zinc (Zn)	mg/L	0.005		0.0086	0.0089	<0.0030	<0.0030	-	<0.0030	<0.0030	<0.0030	<0.0030	0.0076	0.011	<0.0030	<0.0050
Dissolved Zirconium (Zr)	mg/L	0.001		<0.0010	<0.0010	<0.0010	<0.0040	<0.0010	<0.0010	<0.0010	<0.0010	<0.0010	<0.0040	-	<0.0010	<0.0050

**Notes:**

**PWQO= Provincial Water Quality Objectives**

**All cocentrations in mg/L unless otherwise stated**

MDL= Reportable Detection Limit

**\* Exceedence of PWQO Standards**

At pH >5.5 to 6.5, no condition should be permitted which would increase the acid soluble inorganic aluminum concentration in clay-free samples to more than 10% above natural background concentrations for waters representative of that geological area of the Province that are unaffected by man-made inputs

**italized Values have detection limits above the PWQO**





**Table 3.7: Inorganics for SW3**

Inorganics				2012												2013	
Parameter	Units	MDL	PWQO	Q1		Q2				Q3			Q4			Q3	Q4
				Jan.	March	April	May		June	July	Aug.	Sept.	Oct.	Nov.	Dec.	July	Oct
				25	(Apr 4)	26	15	15 Duplicate	20	19	22	17	31	27	18	23	30
Alkalinity (Total as CaCO3)	mg/L	1		115	34.1	43	53.4	53.2	40.7	58.6	65.4	60.5	51.2	49	57.9	41.5	44.9
Conductivity	umho/cm	1		225	111	147	182	182	127	175	191	187	450	139	163	120	124
Dissolved Chloride (Cl)	mg/L	1		6.4	7.65	13.8	16.9	17	9.19	17.4	17.5	16.4	12.4	9.2	10.9	9.52	9.41
Dissolved Sulphate (SO4)	mg/L	1		3.77	2.76	3.24	3.56	3.55	2.03	2.66	1.94	1.64	1.63	2.7	2.84	1.4	2.08
Hardness (CaCO3)	mg/L	1.0		115	38.4	53	67.6	67.6	49	69.9	76.2	71.4	53.2	55.2	55.8	48.8	48.6
Nitrate (N)	mg/L	0.1		0.059	0.115	<0.030	<0.030	<0.030	<0.030	<0.030	<0.030	<0.030	<0.030	<0.10	<0.030	<0.030	0.045
Nitrite (N)	mg/L	0.01		<0.020	<0.020	<0.020	<0.020	<0.020	<0.020	<0.020	<0.020	<0.020	<0.020	<0.10	<0.020	<0.020	<0.020
pH	pH		6.5-8.5	7.09	7.53	7.47	7.71	7.62	6.98	7.26	7.41	7.45	7.27	7.22	7.03	6.76	7.51
Total Ammonia-N	mg/L	0.05		0.067	<0.020	<0.020	<0.020	<0.020	<0.020	<0.020	<0.020	<0.20	<0.020	<0.020	<0.020	<0.020	0.091
Total Phosphorus	mg/L	0.002	a	0.0118	0.0193	0.0152	0.0191	0.0071	0.0176	0.0153	0.0121	0.0145	0.016	0.0129	0.0182	0.0215	0.0112
Total Suspended Solids	mg/L	1		5.1	2.7	2.1	5.9	4.5	2.7	2.7	4.9	3.3	3.5	<2.0	2.3	3	3.4
Acidity (as CaCO3)	mg/L	2		6.8	3.4	3.4	2.8	2.4	4.8	4.2	5.4	2	3	4.8	9.8	4	4
Oil and Grease	mg/L	2		<2.0	<2.0	<2.0	<2.0	<2.0	<2.0	<2.0	<2.0	<2.0	<2.0	<2.0	<2.0	<2.0	<2.0
Cyanide, Weak Acid Diss	mg/L	0.002		<0.0020	<0.0020	<0.0020	<0.0020	<0.0020	<0.0020	<0.0020	<0.0020	<0.0020	<0.0020	<0.0020	<0.0020	<0.0020	<0.0020
Cyanide, Total	mg/L	0.002		<0.0020	<0.0020	<0.0020	<0.0020	<0.0020	0.0060	<0.0020	<0.0020	<0.0020	<0.0020	<0.0020	<0.0020	<0.0020	<0.0020
Cyanide, Free	mg/L	0.002	0.005	<0.0050	<0.0050	<0.0050	<0.0050	<0.0050	<0.0050	<0.0050	<0.0050	<0.0050	<0.0050	<0.0050	<0.0050	<0.0050	<0.0050

**Notes:**

**PWQO= Provincial Water Quality Objectives**

**All concentrations in mg/L unless otherwise stated**

MDL= Reportable Detection Limit

\* Exceedence of PWQO Standards

for the ice-free period should not exceed 0.02 mg/L; a high level of protection against aesthetic deterioration will be provided by a total phosphorus concentration for the ice-free period of 0.01 mg/L or less. This should apply to all lakes naturally below this value; Excessive plant growth in rivers and streams should be eliminated at a total phosphorus concentration below 0.03 mg/L.

**Italized Values have detection limits above the PWQO**







**Table 3.12: Total metals for SW4**

Parameter	2012												2013	
	Units	MDL	PWQO	Q1		Q2		Q3				Q1	Q3	
				Jan. 26	Jan. 26 Duplicate	May 16	June 21	July 19	Aug. 22	Sept. 18	Sept. 18 Duplicate	Jan 29	July 24	
Total Aluminum (Al)	mg/L	0.005		0.415	0.403	0.816	0.224	0.671	0.785	0.721	0.712	<0.010	0.751	
Total Antimony (Sb)	mg/L	0.0005	0.02	<0.00060	<0.00060	<0.00060	<0.0050	<0.00060	<0.00060	<0.00060	<0.00060	<0.00050	<0.00060	
Total Arsenic (As)	mg/L	0.001	0.005	<0.0010	<0.0010	<0.0010	<0.0010	<0.0010	<0.0010	<0.0010	<0.0010	<0.0010	<0.0010	
Total Barium (Ba)	mg/L	0.002		0.012	0.011	0.013	0.010	0.011	0.012	0.011	0.011	0.009	0.013	
Total Beryllium (Be)	mg/L	0.0005	0.011 - 1.1 <sup>a</sup>	<0.0010	<0.0010	<0.0010	<0.0010	<0.0010	<0.0010	<0.0010	<0.0010	<0.00050	<0.0010	
Total Bismuth (Bi)	mg/L	0.001		<0.0010	<0.0010	<0.0010	<0.0010	<0.0010	<0.0010	<0.0010	<0.0010	<0.0010	<0.0010	
Total Boron (B)	mg/L	0.01	0.2	<0.050	<0.050	<0.050	<0.050	<0.050	<0.050	<0.050	<0.050	<0.010	<0.050	
Total Cadmium (Cd)	mg/L	0.0001	0.0001 - 0.0005 <sup>b</sup>	<0.000017	<0.000017	0.000051	<0.000090	<0.000017	<0.000017	<0.000017	<0.000017	<0.000090	<0.000017	
Total Calcium (Ca)	mg/L	0.2		18.1	17.4	14.8	13.1	14.3	14.6	15.1	12.1	17.9	13.9	
Total Chromium (Cr)	mg/L	0.005		<0.0010	<0.0010	0.0015	<0.00050	<0.0010	0.0011	<0.0010	<0.0010	<0.00050	0.0012	
Total Cobalt (Co)	mg/L	0.0005	0.0009	<0.00050	<0.00050	<0.00050	<0.00050	<0.00050	<0.00050	<0.00050	<0.00050	<0.00050	<0.00050	
Total Copper (Cu)	mg/L	0.001	0.005	0.0026	0.0025	0.0043	0.0018	0.0019	0.0026	0.0019	0.0021	0.0015	0.0022	
Total Iron (Fe)	mg/L	0.1	0.3	0.460	0.447	0.788	0.298	0.570	0.629	0.440	0.457	<0.050	0.692	
Total Lead (Pb)	mg/L	0.0005	0.001 - 0.005 <sup>c</sup>	<0.0010	<0.0010	<0.0010	<0.0010	<0.0010	<0.0010	<0.0010	<0.0010	<0.00050	<0.0010	
Total Lithium (Li)	mg/L	0.005		<0.050	<0.050	<0.050		<0.050	<0.050	<0.050	<0.050	<0.10	<0.050	
Total Magnesium (Mg)	mg/L	0.05		3.40	3.30	2.93	2.32	2.83	2.79	2.98	3.00	3.72	2.57	
Total Manganese (Mn)	mg/L	0.002		0.0092	0.0122	0.0182	0.0127	0.0107	0.0148	0.0111	0.0121	<0.0010	0.0159	
Total Mercury (Hg)	mg/L	0.00005		<0.00010	<0.00010	<0.000010	<0.000010	<0.000010	<0.000010	<0.000010	<0.000010	<0.000010	<0.000010	
Total Molybdenum (Mo)	mg/L	0.0005	0.04	<0.0010	<0.0010	<0.0010	<0.0010	<0.0010	<0.0010	<0.0010	<0.0010	<0.00050	<0.0010	
Total Nickel (Ni)	mg/L	0.001	0.025	<0.0020	<0.0020	<0.0020	<0.0020	<0.0020	<0.0020	<0.0020	<0.0020	<0.0010	<0.0020	
Total Phosphorus (P)	mg/L	0.05		-	-	-	-	-	-	-	-	<0.050	-	
Total Potassium (K)	mg/L	0.2		1.08	1.05	1.50	<1.0	0.93	0.99	0.80	0.83	1.20	0.95	
Total Selenium (Se)	mg/L	0.002	0.1	<0.0010	<0.0010	<0.0010	<0.00040	<0.0010	<0.0010	<0.0010	<0.0010	<0.00040	<0.0010	
Total Silicon (Si)	mg/L	0.05		-	-	-	1.1	-	-	-	-	1.5	-	
Total Silver (Ag)	mg/L	0.0001	0.0001	<0.00010	<0.00010	<0.00010	<0.00010	<0.00010	<0.00010	<0.00010	<0.00010	<0.00010	<0.00010	
Total Sodium (Na)	mg/L	0.1		3.51	3.49	3.50	2.42	3.01	2.82	3.07	3.10	3.98	2.82	
Total Strontium (Sr)	mg/L	0.001		0.0320	0.0301	0.0271	0.0246	0.0272	0.0259	0.0218	0.0231	0.0340	0.0259	
Total Tellurium (Te)	mg/L	0.001		<0.0010	<0.0010	<0.0010	-	<0.0010	<0.0010	<0.0010	<0.0010	-	<0.0010	
Total Thallium (Tl)	mg/L	0.00005	0.0003	<0.00030	<0.00030	<0.00030	<0.00030	<0.00030	<0.00030	<0.00030	<0.00030	<0.00030	<0.00030	
Total Tin (Sn)	mg/L	0.001		<0.0010	<0.0010	<0.0010	<0.0010	<0.0010	<0.0010	<0.0010	<0.0010	<0.0010	<0.0010	
Total Titanium (Ti)	mg/L	0.005		0.0141	0.0131	0.0277	0.0066	0.0206	0.0241	0.0216	0.0226	<0.0020	0.0278	
Total Tungsten (W)	mg/L	0.001	0.03	<0.010	<0.010	<0.010	<0.010	<0.010	<0.010	<0.010	<0.010	<0.010	<0.010	
Total Uranium (U)	mg/L	0.0001	0.005	<0.0050	<0.0050	<0.0050	<0.0050	<0.0050	<0.0050	<0.0050	<0.0050	<0.0010	<0.0050	
Total Vanadium (V)	mg/L	0.0005	0.006	0.0011	0.0011	0.0014	<0.0010	0.0011	0.0013	0.0010	0.0011	<0.00050	0.0014	
Total Zinc (Zn)	mg/L	0.005	0.02	0.0031	<0.0030	0.0382	<0.0030	<0.0030	0.0038	<0.0030	0.0040	<0.0030	<0.0030	
Total Zirconium (Zr)	mg/L	0.001		<0.0010	<0.0010	0.0021	<0.0040	<0.0010	<0.0010	<0.0010	<0.0010	<0.0040	<0.0010	

**Notes:**

**PWQO= Provincial Water Quality Objectives**

**All concentrations in mg/L unless otherwise stated**

MDL= Reportable Detection Limit

**\* Exceedence of PWQO Standards**

<sup>a</sup>Criteria is 0.011mg/L if Hardness as CaCO<sub>3</sub> is = 75mg/L

Criteria is 1.1 mg/L if the sample hardness is >75mg/L

<sup>b</sup>Criteria is 0.0001mg/L if the the sample hardness is = 0-100 mg/L

Criteria is 0.0005 mg/L if the sample hardness is >100 mg/L

<sup>c</sup>The criteria will be 0.001 mg/L if the sample hardness is 30mg/L

The criteria will be 0.003 mg/L if the sample hardness is = 30-80mg/L

The criteria will be 0.005 µg/L if the sample hardness is = >30-80mg/L

**Italized Values have detection limits above the PWQO**



**Table 3.13: Inorganics for SW5**

Inorganics				2012					2013		
Parameter	Units	MDL	PWQO	Q1	Q2		Q3		Q1	Q3	Q4
				Jan. 26	May 15	June 21	July 19	Aug. 22	Jan 29	July 24	Oct 30
Alkalinity (Total as CaCO <sub>3</sub> )	mg/L	1		50.5	45.8	44.3	43.4	45.2	49.1	46	48.3
Conductivity	umho/cm	1		117	120	115	107	111	122	113	113
Dissolved Chloride (Cl)	mg/L	1		4.8	4.22	4.14	4.12	4.05	4.75	4.18	4.22
Dissolved Sulphate (SO <sub>4</sub> )	mg/L	1		3.29	2.93	2.76	2.77	2.76	3.91	2.72	2.88
Hardness (CaCO <sub>3</sub> )	mg/L	1.0		53	51.6	48	49	46.1	59	5.04	47.8
Nitrate (N)	mg/L	0.1		0.044	<0.030	<0.030	<0.030	<0.030	0.55	<0.030	<0.030
Nitrite (N)	mg/L	0.01		<0.020	<0.020	<0.020	<0.020	<0.020	<0.020	<0.020	<0.020
pH	pH		6.5-8.5	7.51	7.94	7.77	7.98	7.93	7.6	7.64	7.75
Total Ammonia-N	mg/L	0.05		<0.020	<0.020	<0.020	<0.020	<0.020	<0.020	0.02	<0.020
Total Phosphorus	mg/L	0.002	a	0.008	0.007	0.0071	0.0099	0.006	0.0077	0.0081	0.0063
Total Suspended Solids	mg/L	1		<2.0	<2.0	2.1	<2.0	<2.0	<2.0	<2.0	<2.0
Acidity (as CaCO <sub>3</sub> )	mg/L	2		2	2.2	2.2	2.2	2	7.2	3	4
Oil and Grease	mg/L	2		<2.0	<2.0	<2.0	<2.0	<2.0	<2.0	<2.0	<2.0
Cyanide, Weak Acid Diss	mg/L	0.002		<0.0020	<0.0020	<0.0020	<0.0020	<0.0020	<0.0020	<0.0020	<0.0020
Cyanide, Total	mg/L	0.002		<0.0020	<0.0020	0.0053	<0.0020	<0.0020	<0.0020	<0.0020	<0.0020
Cyanide, Free	mg/L	0.002	0.005	<0.0050	<0.0050	<0.0050	<0.0050	<0.0050	<0.0050	<0.0050	<0.0050

**Notes:**

**PWQO= Provincial Water Quality Objectives**

**All concentrations in mg/L unless otherwise stated**

MDL= Reportable Detection Limit

**\* Exceedence of PWQO Standards**

for the ice-free period should not exceed 0.02 mg/L; a high level of protection against aesthetic deterioration will be provided by a total phosphorus concentration for the ice-free period of 0.01 mg/L or less. This should apply to all lakes naturally below this value; Excessive plant growth in rivers and streams should be eliminated at a total phosphorus concentration below 0.03 mg/L.

**Italized Values have detection limits above the PWQO**

**Table 3.14: Dissolved metals for SW5**

Dissolved Metals				2012					2013			
	Parameter	Units	MDL	PWQO	Q1	Q2		Q3		Q1	Q3	Q4
					Jan. 26	May 15	June 21	July 19	Aug. 22	Jan 29	July 24	Oct 30
Dissolved Aluminum (Al)	mg/L	0.005			<0.0050	<0.0050	<0.010	<0.0050	<0.0050	<0.010	<0.0050	0.0042
Dissolved Antimony (Sb)	mg/L	0.0005			<0.00060	<0.00060	<0.0050	<0.00060	<0.00060	<0.00050	<0.00060	<0.00010
Dissolved Arsenic (As)	mg/L	0.001			<0.0010	<0.0010	<0.0010	<0.0010	<0.0010	<0.0010	<0.0010	0.0003
Dissolved Barium (Ba)	mg/L	0.002			<0.010	<0.010	<0.010	<0.010	<0.010	0.0076	<0.010	0.00787
Dissolved Beryllium (Be)	mg/L	0.0005			<0.0010	<0.0010	<0.0010	<0.0010	<0.0010	<0.00050	<0.0010	<0.00050
Dissolved Bismuth (Bi)	mg/L	0.001			<0.0010	<0.0010	<0.0010	<0.0010	<0.0010	<0.0010	<0.0010	<0.000050
Dissolved Boron (B)	mg/L	0.01			<0.050	<0.050	<0.050	<0.050	<0.050	<0.010	<0.050	<0.010
Dissolved Cadmium (Cd)	mg/L	0.0001			<0.000017	<0.000017	<0.000090	<0.000017	<0.000017	<0.000090	<0.000017	<0.000010
Dissolved Calcium (Ca)	mg/L	0.2			15.6	15.2	13.9	14.4	13.7	15.8	14.9	14.0
Dissolved Cesium (Ce)	mg/L	0.0001			-	-	-	-	-	-	-	<0.00010
Dissolved Chromium (Cr)	mg/L	0.005			<0.0010	<0.0010	<0.00050	<0.0010	<0.0010	<0.00050	<0.0010	<0.00010
Dissolved Cobalt (Co)	mg/L	0.0005			<0.00050	<0.00050	<0.00050	<0.00050	<0.00050	<0.00050	<0.00050	<0.00010
Dissolved Copper (Cu)	mg/L	0.001			0.0011	0.0011	<0.0010	0.0011	<0.0010	0.0010	0.0011	0.00048
Dissolved Iron (Fe)	mg/L	0.1			<0.020	<0.020	<0.050	<0.020	<0.020	<0.050	<0.020	0.011
Dissolved Lead (Pb)	mg/L	0.0005			<0.0010	<0.0010	<0.0010	<0.0010	<0.0010	<0.00050	<0.0010	<0.000050
Dissolved Lithium (Li)	mg/L	0.005			<0.050	<0.050	-	<0.050	<0.050	<0.10	<0.050	<0.0050
Dissolved Magnesium (Mg)	mg/L	0.05			3.43	3.29	3.19	3.19	2.87	3.65	3.19	3.11
Dissolved Manganese (Mn)	mg/L	0.002			<0.0010	<0.0010	<0.0010	<0.0010	<0.0010	<0.0010	<0.0010	0.00059
Dissolved Mercury (Hg)	mg/L	0.00005	0.0002		<0.00010	<0.000010	<0.000010	<0.000010	<0.000010	<0.000010	<0.000010	<0.000010
Dissolved Molybdenum (Mo)	mg/L	0.0005			<0.0010	<0.0010	<0.0010	<0.0010	<0.0010	<0.00050	<0.0010	0.000152
Dissolved Nickel (Ni)	mg/L	0.001			<0.0020	<0.0020	<0.0020	<0.0020	<0.0020	<0.0010	<0.0020	0.0004
Dissolved Phosphorus (P)	mg/L	0.05			-	-	<0.050	-	-	<0.050	-	-
Dissolved Potassium (K)	mg/L	0.2			1.09	1.09	<1.0	1.01	0.89	1.10	1.02	0.988
Dissolved Rubidium (Rb)	mg/L	0.001			-	-	-	-	-	-	-	0.0016
Dissolved Selenium (Se)	mg/L	0.002			<0.0010	<0.0010	<0.00040	<0.0010	<0.0010	<0.00040	<0.0010	<0.00010
Dissolved Silicon (Si)	mg/L	0.05			-	-	<1.0	-	-	1.2	-	1.57
Dissolved Silver (Ag)	mg/L	0.0001			<0.00010	<0.00010	<0.00010	<0.00010	<0.00010	<0.00010	<0.00010	<0.000010
Dissolved Sodium (Na)	mg/L	0.1			3.74	3.47	3.33	3.44	3.14	3.83	3.50	3.16
Dissolved Strontium (Sr)	mg/L	0.001			0.0313	0.0280	0.0274	0.0265	0.0254	0.0309	0.0276	0.0286
Dissolved Tellurium (Te)	mg/L	0.001			<0.0010	<0.0010	-	<0.0010	<0.0010	-	<0.0010	<0.00060
Dissolved Thallium (Tl)	mg/L	0.00005			<0.00030	<0.00030	<0.00030	<0.00030	<0.00030	<0.00030	<0.00030	<0.000050
Dissolved Tin (Sn)	mg/L	0.001			<0.0010	<0.0010	<0.0010	<0.0010	<0.0010	<0.0010	<0.0010	<0.00010
Dissolved Titanium (Ti)	mg/L	0.005			<0.0020	<0.0020	<0.0020	<0.0020	<0.0020	<0.0020	<0.0020	<0.00030
Dissolved Tungsten (W)	mg/L	0.001			<0.010	<0.010	<0.010	<0.010	<0.010	<0.010	<0.010	-
Dissolved Uranium (U)	mg/L	0.0001			<0.0050	<0.0050	<0.0050	<0.0050	<0.0050	<0.0010	<0.0050	0.000028
Dissolved Vanadium (V)	mg/L	0.0005			<0.0010	<0.0010	<0.0010	<0.0010	<0.0010	<0.00050	<0.0010	0.00016
Dissolved Zinc (Zn)	mg/L	0.005			<0.0030	<0.0030	<0.0030	0.0035	<0.0030	0.0033	<0.0030	<0.0050
Dissolved Zirconium (Zr)	mg/L	0.001			<0.0010	<0.0010	<0.0040	<0.0010	<0.0010	<0.0040	<0.0010	<0.0050

**Notes:**

**PWQO= Provincial Water Quality Objectives**

**All concentrations in mg/L unless otherwise stated**

MDL= Reportable Detection Limit

**\* Exceedence of PWQO Standards**

At pH >5.5 to 6.5, no condition should be permitted which would increase the acid soluble inorganic aluminum concentration in clay-free samples to more than 10% above natural background concentrations for waters representative of that geological area of the Province that are unaffected by man-made inputs

**Italized Values have detection limits above the PWQO**



**Table 3.15: Total metals for SW5**

Total Metals				2012					2013			
	Parameter	Units	MDL	PWQO	Q1	Q2		Q3		Q1	Q3	Q4
					Jan. 26	May 15	June 21	July 19	Aug. 22	Jan 29	July 24	Oct 30
Total Aluminum (Al)	mg/L	0.005			0.0086	0.0234	0.023	0.0118	0.0118	0.0120	0.0159	0.014
Total Antimony (Sb)	mg/L	0.0005	0.02		<0.00060	<0.00060	<0.0050	<0.00060	<0.00060	<0.00050	<0.00060	<0.00010
Total Arsenic (As)	mg/L	0.001	0.005		<0.0010	<0.0010	<0.0010	<0.0010	<0.0010	<0.0010	<0.0010	0.00033
Total Barium (Ba)	mg/L	0.002			<0.010	<0.010	<0.010	<0.010	<0.010	0.009	<0.010	0.00898
Total Beryllium (Be)	mg/L	0.0005	0.011 - 1.1 <sup>a</sup>		<0.0010	<0.0010	<0.0010	<0.0010	<0.0010	<0.00050	<0.0010	<0.00050
Total Bismuth (Bi)	mg/L	0.001			<0.0010	<0.0010	<0.0010	<0.0010	<0.0010	<0.0010	<0.0010	<0.000050
Total Boron (B)	mg/L	0.01	0.2		<0.050	<0.050	<0.050	<0.050	<0.050	<0.010	<0.050	<0.010
Total Cadmium (Cd)	mg/L	0.0001	0.0001 - 0.0005 <sup>b</sup>		<0.000017	<0.000017	<0.000090	<0.000017	<0.000017	<0.000090	<0.000017	<0.000010
Total Calcium (Ca)	mg/L	0.2			14.8	14.3	13.2	14.2	14.1	17.5	14.7	14.6
Total Cesium (Ce)	mg/L	0.0001			-	-	-	-	-	-	-	<0.00010
Total Chromium (Cr)	mg/L	0.005			<0.0010	<0.0010	<0.00050	<0.0010	<0.0010	<0.00050	<0.0010	0.00022
Total Cobalt (Co)	mg/L	0.0005	0.0009		<0.00050	<0.00050	<0.00050	<0.00050	<0.00050	<0.00050	<0.00050	<0.00010
Total Copper (Cu)	mg/L	0.001	0.005		0.0012	0.0011	<0.0010	0.0015	0.0011	0.0020	0.0012	0.00096
Total Iron (Fe)	mg/L	0.1	0.3		0.022	0.037	<0.050	0.123	<0.020	<0.050	0.022	0.028
Total Lead (Pb)	mg/L	0.0005	0.001 - 0.005 <sup>c</sup>		<0.0010	<0.0010	<0.0010	<0.0010	<0.0010	<0.00050	<0.0010	<0.000050
Total Lithium (Li)	mg/L	0.005			<0.050	<0.050		<0.050	<0.050	<0.10	<0.050	<0.0050
Total Magnesium (Mg)	mg/L	0.05			3.15	3.16	2.62	3.07	2.97	3.69	3.04	2.89
Total Manganese (Mn)	mg/L	0.002			0.0017	0.0042	0.0026	0.0037	0.0030	0.0010	0.0045	0.0060
Total Mercury (Hg)	mg/L	0.00005			<0.00010	<0.000010	<0.000010	<0.000010	<0.000010	<0.000010	<0.000010	<0.000010
Total Molybdenum (Mo)	mg/L	0.0005	0.04		<0.0010	<0.0010	<0.0010	<0.0010	<0.0010	<0.00050	<0.0010	0.000167
Total Nickel (Ni)	mg/L	0.001	0.025		<0.0020	<0.0020	<0.0020	<0.0020	<0.0020	<0.0010	<0.0020	0.00053
Total Phosphorus (P)	mg/L	0.05			-	-	-	-	-	<0.050	-	-
Total Potassium (K)	mg/L	0.2			1.06	0.98	<1.0	0.99	0.95	1.20	1.02	1.06
Total Rubidium (Rb)	mg/L	0.001			-	-	-	-	-	-	-	0.0018
Total Selenium (Se)	mg/L	0.002	0.1		<0.0010	<0.0010	<0.00040	<0.0010	<0.0010	<0.00040	<0.0010	<0.00010
Total Silicon (Si)	mg/L	0.05			-	-	<1.0	-	-	1.4	-	1.48
Total Silver (Ag)	mg/L	0.0001	0.0001		<0.00010	<0.00010	<0.00010	<0.00010	<0.00010	<0.00010	<0.00010	<0.000010
Total Sodium (Na)	mg/L	0.1			3.62	3.33	2.78	3.37	3.06	3.93	3.26	3.28
Total Strontium (Sr)	mg/L	0.001			0.0291	0.0278	0.0264	0.0279	0.0266	0.0342	0.0292	0.0285
Total Tellurium (Te)	mg/L	0.001			<0.0010	<0.0010	-	<0.0010	<0.0010	-	<0.0010	<0.00060
Total Thallium (Tl)	mg/L	0.00005	0.0003		<0.00030	<0.00030	<0.00030	<0.00030	<0.00030	<0.00030	<0.00030	<0.000050
Total Tin (Sn)	mg/L	0.001			<0.0010	<0.0010	<0.0010	<0.0010	<0.0010	<0.0010	<0.0010	<0.00010
Total Titanium (Ti)	mg/L	0.005			<0.0020	<0.0020	<0.0020	<0.0020	<0.0020	<0.0020	<0.0020	0.0005
Total Tungsten (W)	mg/L	0.001	0.03		<0.010	<0.010	<0.010	<0.010	<0.010	<0.010	<0.010	-
Total Uranium (U)	mg/L	0.0001	0.005		<0.0050	<0.0050	<0.0050	<0.0050	<0.0050	<0.0010	<0.0050	0.000031
Total Vanadium (V)	mg/L	0.0005	0.006		<0.0010	<0.0010	<0.0010	<0.0010	<0.0010	<0.00050	<0.0010	0.00035
Total Zinc (Zn)	mg/L	0.005	0.02		<0.0030	<0.0030	<0.0030	<0.0030	<0.0030	0.0041	<0.0030	<0.0050
Total Zirconium (Zr)	mg/L	0.001			<0.0010	<0.0010	<0.0040	<0.0010	<0.0010	<0.0040	<0.0010	<0.0050

**Notes:**

**PWQO= Provincial Water Quality Objectives**

**All concentrations in mg/L unless otherwise stated**

MDL= Reportable Detection Limit

**\* Exceedence of PWQO Standards**

<sup>a</sup>Criteria is 0.011mg/L if Hardness as CaCO<sub>3</sub> is = 75mg/L

Criteria is 1.1 mg/L if the sample hardness is >75mg/L

<sup>b</sup>Criteria is 0.0001mg/L if the the sample hardness is = 0-100 mg/L

Criteria is 0.0005 mg/L if the sample hardness is >100 mg/L

<sup>c</sup>The criteria will be 0.001 mg/L if the sample hardness is 30mg/L

The criteria will be 0.003 mg/L if the sample hardness is = 30-80mg/L

The criteria will be 0.005 µg/L if the sample hardness is = >30-80mg/L

**Italized Values have detection limits above the PWQO**

**Table 3.16: Inorganics for SW6**

Inorganics				2012						2013		
Parameter	Units	MDL	PWQO	Q1	Q2		Q3		Q1	Q3	Q4	
				Jan. 26	May 15	June 21	June 21 Duplicate	July 19	Aug. 22	Jan 29	July 24	Oct 30
Alkalinity (Total as CaCO <sub>3</sub> )	mg/L	1		51	45.8	44.3	44.3	44.5	45.1	50	46.4	48.6
Conductivity	umho/cm	1		118	120	115	115	108	111	118	113	112
Dissolved Chloride (Cl)	mg/L	1		4.85	4.15	4.20	4.22	4.16	4.30	3.64	4.37	4.21
Dissolved Sulphate (SO <sub>4</sub> )	mg/L	1		3.33	2.91	2.85	2.80	2.74	4.53	2.46	2.88	2.86
Hardness (CaCO <sub>3</sub> )	mg/L	1.0		52.8	51.6	48	47	47.1	46.1	63	56	47.5
Nitrate (N)	mg/L	0.1		0.046	<0.030	<0.030	<0.030	<0.030	<0.030	0.075	<0.030	<0.030
Nitrite (N)	mg/L	0.01		<0.020	<0.020	<0.020	<0.020	<0.020	<0.020	<0.020	<0.020	<0.020
pH	pH		6.5-8.5	7.54	7.97	7.76	7.75	7.97	7.9	7.56	7.68	7.78
Total Ammonia-N	mg/L	0.05		<0.020	<0.020	<0.020	<0.020	<0.020	<0.020	<0.020	<0.020	0.028
Total Phosphorus	mg/L	0.002	a	0.008	0.0522	0.0068	0.0071	0.0081	0.0077	0.0292	0.0075	0.0068
Total Suspended Solids	mg/L	1		<2.0	2.9	2.6	<2.0	<2.0	<2.0	<2.0	<2.0	<2.0
Acidity (as CaCO <sub>3</sub> )	mg/L	2		2.4	2.2	4	3.4	2	2	6.2	2	3
Oil and Grease	mg/L	2		<2.0	<2.0	<2.0	<2.0	<2.0	<2.0	<2.0	<2.0	<2.0
Cyanide, Weak Acid Diss	mg/L	0.002		<0.0020	<0.0020	<0.0020	<0.0020	<0.0020	<0.0020	<0.0020	<0.0020	<0.0020
Cyanide, Total	mg/L	0.002		<0.0020	<0.0020	0.0059	0.0049	<0.0020	<0.0020	<0.0020	<0.0020	<0.0020
Cyanide, Free	mg/L	0.002	0.005	<0.0050	<0.0050	<0.0050	<0.0050	<0.0050	<0.0050	<0.0050	<0.0050	<0.0050

**Notes:**

**PWQO= Provincial Water Quality Objectives**

**All concentrations in mg/L unless otherwise stated**

MDL= Reportable Detection Limit

**\* Exceedence of PWQO Standards**

for the ice-free period should not exceed 0.02 mg/L; a high level of protection against aesthetic deterioration will be provided by a total phosphorus concentration for the ice-free period of 0.01 mg/L or less. This should apply to all lakes naturally below this value; Excessive plant growth in rivers and streams should be eliminated at a total phosphorus concentration below 0.03 mg/L.

**Italized Values have detection limits above the PWQO**

**Table 3.17: Dissolved metals for SW6**

Dissolved Metals				2012						2013		
Parameter	Units	MDL	PWQO	Q1	Q2		Q3		Q1	Q3	Q4	
				Jan. 26	May 15	June 21	June 21 Duplicate	July 19	Aug. 22	Jan 29	July 24	Oct 30
Dissolved Aluminum (Al)	mg/L	0.005		<0.0050	<0.0050	<0.010	<0.010	<0.0050	<0.0050	0.125	<0.0050	0.0041
Dissolved Antimony (Sb)	mg/L	0.0005		<0.00060	<0.00060	<0.0050	<0.0050	<0.00060	<0.00060	<0.00050	<0.00060	<0.00010
Dissolved Arsenic (As)	mg/L	0.001		<0.0010	<0.0010	<0.0010	<0.0010	<0.0010	<0.0010	<0.0010	<0.0010	0.00032
Dissolved Barium (Ba)	mg/L	0.002		<0.010	<0.010	<0.010	<0.010	<0.010	<0.010	0.01	<0.010	0.0079
Dissolved Beryllium (Be)	mg/L	0.0005		<0.0010	<0.0010	<0.0010	<0.0010	<0.0010	<0.0010	<0.00050	<0.0010	<0.00050
Dissolved Bismuth (Bi)	mg/L	0.001		<0.0010	<0.0010	<0.0010	<0.0010	<0.0010	<0.0010	<0.0010	<0.0010	<0.00050
Dissolved Boron (B)	mg/L	0.01		<0.050	<0.050	<0.050	<0.050	<0.050	<0.050	<0.010	<0.050	<0.010
Dissolved Cadmium (Cd)	mg/L	0.0001		<0.000017	<0.000017	<0.000090	<0.000090	<0.000017	<0.000017	<0.000090	<0.000017	<0.000010
Dissolved Calcium (Ca)	mg/L	0.2		15.6	15.2	13.9	13.6	13.7	13.7	16.1	16.5	14.1
Dissolved Cesium (Ce)	mg/L	0.0001		-	-	-	-	-	-	-	-	<0.00010
Dissolved Chromium (Cr)	mg/L	0.005		<0.0010	<0.0010	<0.00050	<0.00050	<0.0010	<0.0010	<0.00050	<0.0010	<0.00010
Dissolved Cobalt (Co)	mg/L	0.0005		<0.00050	<0.00050	<0.00050	<0.00050	<0.00050	<0.00050	<0.00050	<0.00050	<0.00010
Dissolved Copper (Cu)	mg/L	0.001		0.0010	0.0011	<0.0010	<0.0010	<0.0010	<0.0010	0.0018	0.0011	0.0005
Dissolved Iron (Fe)	mg/L	0.1		<0.020	<0.020	<0.050	<0.050	<0.020	<0.020	0.127	<0.020	<0.010
Dissolved Lead (Pb)	mg/L	0.0005		<0.0010	<0.0010	<0.0010	<0.0010	<0.0010	<0.0010	<0.00050	<0.0010	0.000065
Dissolved Lithium (Li)	mg/L	0.005		<0.050	<0.050			<0.050	<0.050	<0.10	<0.050	<0.0050
Dissolved Magnesium (Mg)	mg/L	0.05		3.34	3.30	3.18	3.05	3.13	2.88	3.32	3.58	2.99
Dissolved Manganese (Mn)	mg/L	0.002		<0.0010	<0.0010	0.0025	0.0021	<0.0010	<0.0010	0.0038	<0.0010	0.0005
Dissolved Mercury (Hg)	mg/L	0.00005	0.0002	<0.00010	<0.000010	<0.000010	<0.000010	<0.000010	<0.000010	<0.000010	<0.000010	<0.000010
Dissolved Molybdenum (Mo)	mg/L	0.0005		<0.0010	<0.0010	<0.0010	<0.0010	<0.0010	<0.0010	<0.00050	<0.0010	0.000156
Dissolved Nickel (Ni)	mg/L	0.001		<0.0020	<0.0020	<0.0020	<0.0020	<0.0020	<0.0020	<0.0010	<0.0020	0.00037
Dissolved Phosphorus (P)	mg/L	0.05		-	-	<0.050	<0.050	-	-	<0.050	-	-
Dissolved Potassium (K)	mg/L	0.2		1.09	1.10	<1.0	<1.0	0.95	0.90	<1.0	1.17	1.00
Dissolved Rubidium (Rb)	mg/L	0.001		-	-	-	-	-	-	-	-	0.0016
Dissolved Selenium (Se)	mg/L	0.002		<0.0010	<0.0010	<0.00040	<0.00040	<0.0010	<0.0010	<0.00040	<0.0010	<0.00010
Dissolved Silicon (Si)	mg/L	0.05		-	-	<1.0	<1.0	-	-	<1.0	-	1.53
Dissolved Silver (Ag)	mg/L	0.0001		<0.00010	<0.00010	<0.00010	<0.00010	<0.00010	<0.00010	<0.00010	<0.00010	<0.000010
Dissolved Sodium (Na)	mg/L	0.1		3.73	3.53	3.27	3.23	3.33	3.11	3.29	3.92	3.21
Dissolved Strontium (Sr)	mg/L	0.001		0.0313	0.0278	0.0274	0.0264	0.0254	0.0258	0.0271	0.0297	0.0294
Dissolved Tellurium (Te)	mg/L	0.001		<0.0010	<0.0010	-	-	<0.0010	<0.0010	-	<0.0010	<0.00060
Dissolved Thallium (Tl)	mg/L	0.00005		<0.00030	<0.00030	<0.00030	<0.00030	<0.00030	<0.00030	<0.00030	<0.00030	<0.000050
Dissolved Tin (Sn)	mg/L	0.001		<0.0010	<0.0010	<0.0010	<0.0010	<0.0010	<0.0010	<0.0010	<0.0010	<0.00010
Dissolved Titanium (Ti)	mg/L	0.005		<0.0020	<0.0020	<0.0020	<0.0020	<0.0020	<0.0020	<0.0020	<0.0020	<0.00030
Dissolved Tungsten (W)	mg/L	0.001		<0.010	<0.010	<0.010	<0.010	<0.010	<0.010	<0.010	<0.010	-
Dissolved Uranium (U)	mg/L	0.0001		<0.0050	<0.0050	<0.0050	<0.0050	<0.0050	<0.0050	<0.0010	<0.0050	0.000029
Dissolved Vanadium (V)	mg/L	0.0005		<0.0010	<0.0010	<0.0010	<0.0010	<0.0010	<0.0010	0.00062	<0.0010	0.00017
Dissolved Zinc (Zn)	mg/L	0.005		<0.0030	0.0031	<0.0030	<0.0030	<0.0030	<0.0030	<0.0030	<0.0030	<0.0050
Dissolved Zirconium (Zr)	mg/L	0.001		<0.0010	<0.0010	<0.0040	<0.0040	<0.0010	<0.0010	<0.0040	<0.0010	<0.0050

**Notes:**

**PWQO= Provincial Water Quality Objectives**

**All concentrations in mg/L unless otherwise stated**

MDL= Reportable Detection Limit

**\* Exceedence of PWQO Standards**

At pH >5.5 to 6.5, no condition should be permitted which would increase the acid soluble inorganic aluminum concentration in clay-free samples to more than 10% above natural background concentrations for waters representative of that geological area of the Province that are unaffected by man-made inputs

**Italized Values have detection limits above the PWQO**

**Table 3.18: Total metals for SW6**

Total Metals				2012						2013		
Parameter	Units	MDL	PWQO	Q1	Q2		Q3		Q1	Q3	Q4	
				Jan. 26	May 15	June 21	June 21 Duplicate	July 19	Aug. 22	Jan 29	July 24	Oct 30
Total Aluminum (Al)	mg/L	0.005		0.0082	0.0261	0.024	0.021	0.0136	0.0149	0.8460	0.0237	0.017
Total Antimony (Sb)	mg/L	0.0005	0.02	<0.00060	<0.00060	<0.00050	<0.00050	<0.00060	<0.00060	<0.00050	<0.00060	<0.00010
Total Arsenic (As)	mg/L	0.001	0.005	<0.0010	<0.0010	<0.0010	<0.0010	<0.0010	<0.0010	<0.0010	<0.0010	0.00036
Total Barium (Ba)	mg/L	0.002		<0.010	<0.010	<0.010	<0.010	<0.010	<0.010	0.0162	<0.010	0.00909
Total Beryllium (Be)	mg/L	0.0005	0.011 - 1.1 <sup>a</sup>	<0.0010	<0.0010	<0.0010	<0.0010	<0.0010	<0.0010	<0.00050	<0.0010	<0.00050
Total Bismuth (Bi)	mg/L	0.001		<0.0010	<0.0010	<0.0010	0.0012	<0.0010	<0.0010	<0.0010	<0.0010	<0.000050
Total Boron (B)	mg/L	0.01	0.2	<0.050	<0.050	<0.050	<0.050	<0.050	<0.050	<0.010	<0.050	<0.010
Total Cadmium (Cd)	mg/L	0.0001	0.0001 - 0.0005 <sup>b</sup>	<0.000017	<0.000017	<0.000090	<0.000090	<0.000017	<0.000017	<0.000090	<0.000017	<0.000010
Total Calcium (Ca)	mg/L	0.2		16.6	12.8	13.5	12.9	14.1	14.1	19.2	15.3	14.4
Total Cesium (Ce)	mg/L	0.0001		-	-	-	-	-	-	-	-	<0.00010
Total Chromium (Cr)	mg/L	0.005		<0.0010	<0.0010	<0.00050	<0.00050	<0.0010	<0.0010	0.00132	<0.0010	0.00014
Total Cobalt (Co)	mg/L	0.0005	0.0009	<0.00050	<0.00050	<0.00050	<0.00050	<0.00050	<0.00050	<0.00050	<0.00050	<0.00010
Total Copper (Cu)	mg/L	0.001	0.005	0.0012	0.0012	0.0011	0.0010	<0.0010	0.0012	0.0036	0.0012	0.0010
Total Iron (Fe)	mg/L	0.1	0.3	0.021	0.036	<0.050	<0.050	<0.020	<0.020	0.734	0.036	0.027
Total Lead (Pb)	mg/L	0.0005	0.001 - 0.005 <sup>c</sup>	<0.0010	<0.0010	<0.0010	<0.0010	<0.0010	<0.0010	<0.00050	<0.0010	<0.000050
Total Lithium (Li)	mg/L	0.005		<0.050	<0.050	-	-	<0.050	<0.050	<0.10	<0.050	<0.0050
Total Magnesium (Mg)	mg/L	0.05		3.51	2.84	2.70	2.55	3.11	3.00	3.70	3.19	2.68
Total Manganese (Mn)	mg/L	0.002		0.0019	0.0039	0.0038	0.0037	0.0029	0.0033	0.0105	0.0053	0.0048
Total Mercury (Hg)	mg/L	0.00005		<0.00010	<0.00010	<0.00010	<0.00010	<0.00010	<0.00010	<0.00010	<0.00010	<0.00010
Total Molybdenum (Mo)	mg/L	0.0005	0.04	<0.0010	<0.0010	<0.0010	<0.0010	<0.0010	<0.0010	<0.00050	<0.0010	0.000165
Total Nickel (Ni)	mg/L	0.001	0.025	<0.0020	<0.0020	<0.0020	<0.0020	<0.0020	<0.0020	0.0012	<0.0020	0.00053
Total Phosphorus (P)	mg/L	0.05		-	-	-	-	-	-	0.057	-	-
Total Potassium (K)	mg/L	0.2		1.16	0.95	<1.0	<1.0	0.98	0.97	1.20	1.06	1.01
Total Rubidium (Rb)	mg/L	0.001		-	-	-	-	-	-	-	-	0.0017
Total Selenium (Se)	mg/L	0.002	0.1	<0.0010	<0.0010	<0.00040	<0.00040	<0.0010	<0.0010	<0.00040	<0.0010	<0.00010
Total Silicon (Si)	mg/L	0.05		-	-	<1.0	<1.0	-	-	2.4	-	1.44
Total Silver (Ag)	mg/L	0.0001	0.0001	<0.00010	<0.00010	<0.00010	<0.00010	<0.00010	<0.00010	<0.00010	<0.00010	<0.000010
Total Sodium (Na)	mg/L	0.1		3.80	3.08	2.85	2.70	3.35	3.13	3.75	3.43	3.15
Total Strontium (Sr)	mg/L	0.001		0.0321	0.0248	0.0276	0.0271	0.0279	0.0267	0.0345	0.0297	0.0275
Total Tellurium (Te)	mg/L	0.001		<0.0010	<0.0010	-	-	<0.0010	<0.0010	-	<0.0010	<0.00060
Total Thallium (Tl)	mg/L	0.00005	0.0003	<0.00030	<0.00030	<0.00030	<0.00030	<0.00030	<0.00030	<0.00030	<0.00030	<0.000050
Total Tin (Sn)	mg/L	0.001		<0.0010	<0.0010	<0.0010	<0.0010	<0.0010	<0.0010	<0.0010	<0.0010	<0.00010
Total Titanium (Ti)	mg/L	0.005		<0.0020	<0.0020	<0.0020	<0.0020	<0.0020	<0.0020	0.0269	<0.0020	0.0006
Total Tungsten (W)	mg/L	0.001	0.03	<0.010	<0.010	<0.010	<0.010	<0.010	<0.010	<0.010	<0.010	-
Total Uranium (U)	mg/L	0.0001	0.005	<0.0050	<0.0050	<0.0050	<0.0050	<0.0050	<0.0050	<0.0010	<0.0050	0.000029
Total Vanadium (V)	mg/L	0.0005	0.006	<0.0010	<0.0010	<0.0010	<0.0010	<0.0010	<0.0010	0.00152	<0.0010	0.00033
Total Zinc (Zn)	mg/L	0.005	0.02	<0.0030	0.0050	<0.0030	<0.0030	<0.0030	<0.0030	<0.0030	<0.0030	<0.0050
Total Zirconium (Zr)	mg/L	0.001		<0.0010	<0.0010	<0.0040	<0.0040	<0.0010	<0.0010	<0.0040	<0.0010	<0.0050

**Notes:**

**PWQO= Provincial Water Quality Objectives**

**All concentrations in mg/L unless otherwise stated**

MDL= Reportable Detection Limit

**\* Exceedence of PWQO Standards**

<sup>a</sup> Criteria is 0.011mg/L if Hardness as CaCO<sub>3</sub> is = 75mg/L

Criteria is 1.1 mg/L if the sample hardness is >75mg/L

<sup>b</sup> Criteria is 0.0001mg/L if the the sample hardness is = 0-100 mg/L

Criteria is 0.0005 mg/L if the sample hardness is >100 mg/L

<sup>c</sup> The criteria will be 0.001 mg/L if the sample hardness is 30mg/L

The criteria will be 0.003 mg/L if the sample hardness is = 30-80mg/L

The criteria will be 0.005 µg/L if the sample hardness is = >30-80mg/L

**Italised Values have detection limits above the PWQO**

**Table 3.19: Inorganics for SW7**

Inorganics				2012												2013			
Parameter	Units	MDL	PWQO	Q1		Q2			Q3			Q4			Q1	Q2	Q3	Q4	
				Jan. 27	March (Apr 5)	April 26	May 15	June 20	July 19	Aug. 22	Sept. 17	Oct. 31	Nov. 27	Dec. 18	Jan 28	April 18	July 23	Oct 30	
Alkalinity (Total as CaCO <sub>3</sub> )	mg/L	1		8.3	37.6	49.7	62.5	50	40	59.7	95.4	25.5	43	63.2	66.6	50	74.3	44.9	
Conductivity	umho/cm	1		23.6	87.9	109	135	107	90.3	130	189	64	102	151	151	117	149	99.4	
Dissolved Chloride (Cl)	mg/L	1		0.23	0.16	0.16	0.17	<0.10	0.18	0.22	0.28	0.43	<2.0	0.57	0.7	0.57	<0.10	0.29	
Dissolved Sulphate (SO <sub>4</sub> )	mg/L	1		2.47	1.06	1.31	1.61	0.39	3.44	4.91	1.14	2.82	4.5	7.28	8.35	5.62	0.56	3.86	
Hardness (CaCO <sub>3</sub> )	mg/L	1.0		7.72	36.3	49.6	66.3	52	50.1	67.2	100	33	49.6	62.7	88	57.9	83.8	48.9	
Nitrate (N)	mg/L	0.1		0.036	0.043	0.44	0.059	<0.030	0.112	0.12	0.084	0.138	0.32	0.457	0.533	0.44	0.051	0.201	
Nitrite (N)	mg/L	0.01		<0.020	<0.020	<0.020	<0.020	<0.020	<0.020	<0.020	<0.020	<0.020	<0.10	<0.020	<0.020	<0.05	<0.020	<0.020	
pH	pH		6.5-8.5	6.24	7.64	7.73	7.95	7.61	7.47	7.68	7.86	7.13	7.39	7.52	7.58	7.59	7.58	7.77	
Total Ammonia-N	mg/L	0.05		0.023	0.02	<0.020	0.03	<0.020	<0.020	<0.020	<0.020	<0.020	0.023	0.093	0.065	<0.02	<0.020	0.027	
Total Phosphorus	mg/L	0.002	a	0.0101	0.0284	0.0081	0.0088	0.0156	0.0181	0.0187	<0.0050	0.0110	0.0107	0.0139	0.0106	0.070	0.0075	0.0128	
Total Suspended Solids	mg/L	1		2.5	33	7.6	2.8	22.2	7.3	6.2	<2.0	5	3.4	<2.0	4.5	<10	<2.0	4.2	
Acidity (as CaCO <sub>3</sub> )	mg/L	2		3.4	2.2	2.6	2.6	3	2.8	2.8	2.4	3.43	5	6.4	7	<5	2	4	
Oil and Grease	mg/L	2		<2.0	<2.0	<2.0	<2.0	<2.0	<2.0	<2.0	<2.0	<2.1	<2.0	<2.0	<2.0	<0.5	<2.0	<2.0	
Cyanide, Weak Acid Diss	mg/L	0.002		<0.0020	<0.0020	<0.0020	<0.0020	<0.0020	<0.0020	<0.0020	<0.0020	<0.0020	<0.0020	<0.0020	<0.0020	-	<0.0020	<0.0020	
Cyanide, Total	mg/L	0.002		<0.0020	<0.0020	<0.0020	<0.0020	0.0049	<0.0020	<0.0020	<0.0020	<0.0020	<0.0020	<0.0020	<0.0020	<0.002	<0.0020	<0.0020	
Cyanide, Free	mg/L	0.002	0.005	<0.0050	<0.0050	<0.0050	<0.0050	<0.0050	<0.0050	<0.0050	<0.0050	<0.0050	<0.0050	<0.0050	<0.0050	<0.002	<0.0050	<0.0050	

**Notes:**

**PWQO= Provincial Water Quality Objectives**

**All concentrations in mg/L unless otherwise stated**

MDL= Reportable Detection Limit

**\* Exceedence of PWQO Standards**

for the ice-free period should not exceed 0.02 mg/L; a high level of protection against aesthetic deterioration will be provided by a total phosphorus concentration for the ice-free period of 0.01 mg/L or less. This should apply to all lakes naturally below this value; Excessive plant growth in rivers and streams should be eliminated at a total phosphorus concentration below 0.03 mg/L.

**Italized Values have detection limits above the PWQO**

**Table 3.20: Dissolved metals for SW7**

Dissolved Metals				2012												2013			
Parameter	Units	MDL	PWQO	Q1		Q2			Q3			Q4			Q1	Q2	Q3	Q4	
				Jan. 27	March (Apr 5)	April 26	May 15	June 20	July 19	Aug. 22	Sept. 17	Oct. 31	Nov. 27	Dec. 18	Jan 28	April 18	July 23	Oct 30	
Dissolved Aluminum (Al)	mg/L	0.005		0.155	0.0068	<0.0050	0.0054	<0.010	0.0822	0.0291	<0.0050	0.168	0.0810	0.0450	0.022	0.019	<0.0050	0.0851	
Dissolved Antimony (Sb)	mg/L	0.0005		<0.00060	<0.00060	<0.00060	<0.00060	<0.0050	<0.00060	<0.00060	<0.00060	<0.00060	<0.00060	<0.00060	<0.00050	<0.003	<0.00060	<0.00010	
Dissolved Arsenic (As)	mg/L	0.001		<0.0010	<0.0010	<0.0010	<0.0010	<0.0010	0.0011	0.0011	<0.0010	<0.0010	<0.0010	<0.0010	<0.0010	<0.003	<0.0010	0.00069	
Dissolved Barium (Ba)	mg/L	0.002		<0.010	0.012	0.013	0.015	0.017	<0.010	<0.010	0.021	<0.010	<0.010	0.011	0.0097	0.008	0.019	0.009	
Dissolved Beryllium (Be)	mg/L	0.0005		<0.0010	<0.0010	<0.0010	<0.0010	<0.0010	<0.0010	<0.0010	<0.0010	<0.0010	<0.0010	<0.0010	<0.00050	<0.002	<0.0010	<0.00050	
Dissolved Bismuth (Bi)	mg/L	0.001		<0.0010	<0.0010	<0.0010	<0.0010	<0.0010	<0.0010	<0.0010	<0.0010	<0.0010	<0.0010	<0.0010	<0.0010	<0.0010	<0.0010	<0.00050	
Dissolved Boron (B)	mg/L	0.01		<0.050	<0.050	<0.050	<0.050	<0.050	<0.050	<0.050	<0.050	<0.050	<0.050	<0.050	<0.010	<0.01	<0.050	<0.010	
Dissolved Cadmium (Cd)	mg/L	0.0001		0.000021	<0.000017	<0.000017	<0.000017	<0.000090	<0.000017	<0.000017	<0.000017	<0.000017	<0.000017	<0.000017	<0.000090	<0.0001	<0.000017	<0.000010	
Dissolved Calcium (Ca)	mg/L	0.2		2.13	12.7	17.1	22.8	18.2	15.4	20.9	34.4	10.2	15.1	19.1	24.6	17.3	29.2	14.9	
Dissolved Cesium (Ce)	mg/L	0.0001		-	-	-	-	-	-	-	-	-	-	-	-	-	-	<0.00010	
Dissolved Chromium (Cr)	mg/L	0.005		<0.0010	<0.0010	<0.0010	<0.0010	<0.00050	<0.0010	<0.0010	<0.0010	<0.0010	<0.0010	<0.0010	<0.00050	<0.003	<0.0010	0.00051	
Dissolved Cobalt (Co)	mg/L	0.0005		<0.00050	<0.00050	<0.00050	<0.00050	<0.00050	<0.00050	<0.00050	<0.00050	<0.00050	<0.00050	<0.00050	<0.00050	<0.0005	<0.00050	0.00015	
Dissolved Copper (Cu)	mg/L	0.001		<0.0010	<0.0010	<0.0010	<0.0010	<0.0010	<0.0010	<0.0010	<0.0010	0.0010	<0.0010	0.0010	<0.0010	<0.002	<0.0010	0.0004	
Dissolved Iron (Fe)	mg/L	0.1		0.251	0.205	0.138	0.096	0.070	0.564	0.629	0.173	0.670	0.606	0.614	0.459	0.360	0.030	0.865	
Dissolved Lead (Pb)	mg/L	0.0005		<0.0010	<0.0010	<0.0010	<0.0010	<0.0010	<0.0010	<0.0010	<0.0010	<0.0010	<0.0010	<0.0010	<0.00050	<0.001	<0.0010	0.000093	
Dissolved Lithium (Li)	mg/L	0.005		<0.050	<0.050	<0.050	<0.050		<0.050	<0.050	<0.050	<0.050	<0.050	<0.050	<0.10	<0.005	<0.050	<0.0050	
Dissolved Magnesium (Mg)	mg/L	0.05		0.585	1.13	1.68	2.24	1.54	2.81	3.66	3.53	1.85	2.90	3.66	4.52	3.58	2.65	2.85	
Dissolved Manganese (Mn)	mg/L	0.002		0.0082	0.0315	0.0530	0.0681	0.020	0.0138	0.0124	0.0719	0.0271	0.0336	0.0469	0.0317	0.0290	0.0212	0.0314	
Dissolved Mercury (Hg)	mg/L	0.00005	0.0002	<0.00010	<0.00010	<0.000010	<0.000010	<0.000010	<0.000010	<0.000010	<0.000010	<0.000010	<0.000010	<0.000010	<0.000010	<0.0001	<0.000010	<0.000010	
Dissolved Molybdenum (Mo)	mg/L	0.0005		<0.0010	<0.0010	<0.0010	<0.0010	<0.0010	<0.0010	<0.0010	<0.0010	<0.0010	<0.0010	<0.0010	<0.00050	<0.002	<0.0010	0.00021	
Dissolved Nickel (Ni)	mg/L	0.001		<0.0020	<0.0020	<0.0020	<0.0020	<0.0020	<0.0020	<0.0020	<0.0020	<0.0020	<0.0020	<0.0020	<0.0010	<0.003	<0.0020	0.00061	
Dissolved Phosphorus (P)	mg/L	0.05		-	-	-	-	<0.050	-	-	-	-	-	-	<0.050	-	-	-	
Dissolved Potassium (K)	mg/L	0.2		<0.50	0.54	0.54	0.72	<1.0	0.68	0.83	0.73	<0.50	0.59	0.94	<1.0	2.1	<0.50	0.66	
Dissolved Rubidium (Rb)	mg/L	0.001		-	-	-	-	-	-	-	-	-	-	-	-	-	-	0.0014	
Dissolved Selenium (Se)	mg/L	0.002		<0.0010	<0.0010	<0.0010	<0.0010	<0.00040	<0.0010	<0.0010	<0.0010	<0.0010	<0.0010	<0.0010	<0.00040	<0.004	<0.0010	<0.00010	
Dissolved Silicon (Si)	mg/L	0.05		-	-	-	-	4.2	-	-	-	-	-	-	6.5	4.83	-	6.04	
Dissolved Silver (Ag)	mg/L	0.0001		<0.00010	<0.00010	<0.00010	<0.00010	<0.00010	<0.00010	<0.00010	<0.00010	<0.00010	<0.00010	<0.00010	<0.00010	<0.0001	<0.00010	<0.000010	
Dissolved Sodium (Na)	mg/L	0.1		1.64	0.71	1.00	1.39	0.83	1.47	1.74	1.61	1.12	1.49	1.87	1.95	1.52	1.32	1.39	
Dissolved Strontium (Sr)	mg/L	0.001		0.0079	0.0172	0.0229	0.0323	0.0271	0.0305	0.0400	0.0513	0.0209	0.0283	0.0407	0.0400	0.0310	0.0444	0.0301	
Dissolved Tellurium (Te)	mg/L	0.001		<0.0010	<0.0010	<0.0010	<0.0010	-	<0.0010	<0.0010	<0.0010	<0.0010	<0.0010	<0.0010	-	<0.05	<0.0010	<0.00060	
Dissolved Thallium (Tl)	mg/L	0.00005		<0.00030	<0.00030	<0.00030	<0.00030	<0.00030	<0.00030	<0.00030	<0.00030	<0.00030	<0.00030	<0.00030	<0.00030	<0.0003	<0.00030	<0.000050	
Dissolved Tin (Sn)	mg/L	0.001		<0.0010	<0.0010	<0.0010	<0.0010	<0.0010	<0.0010	<0.0010	<0.0010	<0.0010	<0.0010	<0.0010	<0.0010	<0.002	<0.0010	<0.00010	
Dissolved Titanium (Ti)	mg/L	0.005		0.0039	<0.0020	<0.0020	<0.0020	<0.0020	0.0023	<0.0020	<0.0020	0.0033	<0.0020	<0.0020	<0.0020	<0.002	<0.0020	0.00186	
Dissolved Tungsten (W)	mg/L	0.001		<0.010	<0.010	<0.010	<0.010	<0.010	<0.010	<0.010	<0.010	<0.010	<0.010	<0.010	<0.010	<0.010	<0.010	-	
Dissolved Uranium (U)	mg/L	0.0001		<0.0050	<0.0050	<0.0050	<0.0050	<0.0050	<0.0050	<0.0050	<0.0050	<0.0050	<0.0050	<0.0050	<0.0010	<0.002	<0.0050	0.000056	
Dissolved Vanadium (V)	mg/L	0.0005		<0.0010	<0.0010	<0.0010	<0.0010	<0.0010	0.0010	<0.0010	<0.0010	<0.0010	<0.0010	<0.0010	<0.00050	<0.002	<0.0010	0.00063	
Dissolved Zinc (Zn)	mg/L	0.005		<0.0030	0.0033	<0.0030	0.0076	<0.0030	<0.0030	0.0035	<0.0030	0.0076	0.0050	0.0053	<0.0030	0.0070	<0.0030	<0.0050	
Dissolved Zirconium (Zr)	mg/L	0.001		<0.0010	<0.0010	<0.0010	<0.0010	<0.0040	<0.0010	<0.0010	<0.0010	<0.0010	<0.0010	<0.0010	<0.0040	-	<0.0010	<0.0050	

**Notes:**

**PWQO= Provincial Water Quality Objectives**

**All concentrations in mg/L unless otherwise stated**

MDL= Reportable Detection Limit

**\* Exceedence of PWQO Standards**

At pH >5.5 to 6.5, no condition should be permitted which would increase the acid soluble inorganic aluminum concentration in clay-free samples to more than 10% above natural background concentrations for waters representative of that geological area of the Province that are unaffected by man-made inputs

**Italized Values have detection limits above the PWQO**





**Table 3.22: Inorganics for SW8**

Inorganics				2012												2013			
Parameter	Units	MDL	PWQO	Q1		Q2			Q3			Q4			Q1	Q2	Q3		Q4
				Jan. 27	March (Apr 5)	April 27	May 15	June 20	July 19	Aug. 22	Sept. 17	Oct. 31	Nov. 27	Dec. 18	Jan 28	April 18	July 23	July 23 Duplicate	Oct 30
Alkalinity (Total as CaCO3)	mg/L	1		111	12.1	27.7	41.8	3.4	69.8	87.9	67.6	62.8	77.6	95.4	111	124	49.4	50.1	77.5
Conductivity	umho/cm	1		209	47.9	77.7	108	48.3	137	173	158	131	157	193	219	236	111	110	148
Dissolved Chloride (Cl)	mg/L	1		0.38	0.18	0.21	0.25	<0.10	0.13	0.2	0.38	0.41	<2.0	0.31	0.38	0.69	0.28	0.17	0.33
Dissolved Sulphate (SO4)	mg/L	1		3.49	3.13	4.87	5.81	1.42	0.5	0.74	7	0.86	<2.0	1.5	1.69	1.75	3.8	3.75	0.76
Hardness (CaCO3)	mg/L	1.0		114	18.3	36.8	51.4	27	75.6	92.5	73.8	61.6	75.4	81.6	130	123	57.7	58.5	73
Nitrate (N)	mg/L	0.1		0.29	0.103	0.188	0.168	0.046	0.037	0.1	0.205	0.059	0.11	0.156	0.177	0.16	0.099	0.095	0.053
Nitrite (N)	mg/L	0.01		<0.020	<0.020	<0.020	<0.020	<0.020	<0.020	<0.020	<0.020	<0.020	<0.10	<0.020	<0.020	<0.05	<0.020	<0.020	<0.020
pH	pH		6.5-8.5	7.62	6.84	7.42	7.68	6.97	7.82	7.92	7.85	7.61	7.76	7.8	7.66	7.98	7.27	7.3	7.9
Total Ammonia-N	mg/L	0.05		0.224	<0.020	<0.020	0.022	<0.020	<0.020	<0.020	<0.020	<0.020	0.074	0.154	0.27	0.38	0.021	<0.020	0.031
Total Phosphorus	mg/L	0.002	a	0.0354	0.0347	0.0114	0.0283	0.0203	0.0091	0.0398	0.0982	<0.0050	<0.0050	0.0059	<0.0050	0.02	0.0155	0.0154	<0.0050
Total Suspended Solids	mg/L	1		137	35.4	3.1	8.3	49.5	3.5	53.2	15.4	5.2	<2.0	2.5	4.4	<10	2.4	<2.0	3.6
Acidity (as CaCO3)	mg/L	2		3.4	3.6	2.4	2.2	3.4	2.2	2.8	2.8	3	3.8	5.6	6.8	<5	3	4	4
Oil and Grease	mg/L	2		<2.0	<2.0	<2.0	<2.0	<2.0	<2.0	<2.0	<2.0	<2.0	<2.0	<2.0	<2.0	<0.5	<2.0	<2.0	<2.0
Cyanide, Weak Acid Diss	mg/L	0.002		<0.0020	<0.0020	<0.0020	<0.0020	<0.0020	<0.0020	<0.0020	<0.0020	<0.0020	<0.0020	<0.0020	<0.0020	-	<0.0020	<0.0020	<0.0020
Cyanide, Total	mg/L	0.002		<0.0020	<0.0020	<0.0020	<0.0020	0.0056	<0.0020	<0.0020	0.0059	<0.0020	<0.0020	<0.0020	<0.0020	<0.002	<0.0020	<0.0020	<0.0020
Cyanide, Free	mg/L	0.002	0.005	<0.0050	<0.0050	<0.0050	<0.0050	<0.0050	<0.0050	<0.0050	<0.0050	<0.0050	<0.0050	<0.0050	<0.0050	<0.002	<0.0050	<0.0050	<0.0050

**Notes:**

**PWQO= Provincial Water Quality Objectives**

**All concentrations in mg/L unless otherwise stated**

MDL= Reportable Detection Limit

**\* Exceedence of PWQO Standards**

for the ice-free period should not exceed 0.02 mg/L; a high level of protection against aesthetic deterioration will be provided by a total phosphorus concentration for the ice-free period of 0.01 mg/L or less. This should apply to all lakes naturally below this value; Excessive plant growth in rivers and streams should be eliminated at a total phosphorus concentration below 0.03 mg/L.

**Italized Values have detection limits above the PWQO**



**Table 3.23: Dissolved metals for SW8**

Dissolved Metals				2012												2013			
Parameter	Units	MDL	PWQO	Q1		Q2			Q3			Q4			Q1	Q2	Q3		Q4
				Jan. 27	March (Apr 5)	April 27	May 15	June 20	July 19	Aug. 22	Sept. 17	Oct. 31	Nov. 27	Dec. 18	Jan 28	April 18	July Duplicate		Oct 30
Dissolved Aluminum (Al)	mg/L	0.005		<0.0050	0.164	0.0916	0.0597	0.272	<0.0050	<0.0050	0.0187	<0.0050	<0.0050	<0.0050	<0.010	0.005	0.0483	0.0501	0.0041
Dissolved Antimony (Sb)	mg/L	0.0005		<0.00060	<0.00060	<0.00060	<0.00060	<0.00060	<0.00060	<0.00060	<0.00060	<0.00060	<0.00060	<0.00060	<0.00060	<0.003	<0.00060	<0.00060	<0.00060
Dissolved Arsenic (As)	mg/L	0.001		<0.0010	<0.0010	<0.0010	<0.0010	<0.0010	<0.0010	<0.0010	<0.0010	<0.0010	<0.0010	<0.0010	<0.003	0.0012	0.0012	0.0003	
Dissolved Barium (Ba)	mg/L	0.002		0.031	<0.010	<0.010	<0.010	<0.010	0.021	0.021	0.010	0.014	0.017	0.019	0.036	0.032	0.011	0.011	0.017
Dissolved Beryllium (Be)	mg/L	0.0005		<0.0010	<0.0010	<0.0010	<0.0010	<0.0010	<0.0010	<0.0010	<0.0010	<0.0010	<0.0010	<0.0010	<0.00050	<0.002	<0.0010	<0.0010	<0.00050
Dissolved Bismuth (Bi)	mg/L	0.001		<0.0010	<0.0010	<0.0010	<0.0010	<0.0010	<0.0010	<0.0010	<0.0010	<0.0010	<0.0010	<0.0010	<0.0010	<0.0010	<0.0010	<0.0010	<0.00050
Dissolved Boron (B)	mg/L	0.01		<0.050	<0.050	<0.050	<0.050	<0.050	<0.050	<0.050	<0.050	<0.050	<0.050	<0.050	<0.010	<0.010	<0.050	<0.050	<0.010
Dissolved Cadmium (Cd)	mg/L	0.0001		<0.000017	<0.000017	<0.000017	<0.000017	<0.000017	<0.000017	<0.000017	<0.000017	<0.000017	<0.000017	<0.000017	<0.000017	<0.000017	<0.000017	<0.000017	<0.000017
Dissolved Calcium (Ca)	mg/L	0.2		39.0	5.61	11.2	15.7	8.45	26.4	32.4	22.3	21.7	26.4	28.5	40.7	43.0	17.8	18.0	25.6
Dissolved Cesium (Cs)	mg/L	0.0001		-	-	-	-	-	-	-	-	-	-	-	-	-	-	-	<0.00010
Dissolved Chromium (Cr)	mg/L	0.005		<0.0010	<0.0010	<0.0010	<0.0010	<0.00050	<0.0010	<0.0010	<0.0010	<0.0010	<0.0010	<0.0010	<0.00050	<0.003	<0.0010	<0.0010	<0.00010
Dissolved Cobalt (Co)	mg/L	0.0005		<0.00050	<0.00050	<0.00050	<0.00050	<0.00050	<0.00050	<0.00050	<0.00050	<0.00050	<0.00050	<0.00050	<0.00050	<0.00050	<0.00050	<0.00050	<0.00010
Dissolved Copper (Cu)	mg/L	0.001		<0.0010	0.0014	<0.0010	<0.0010	0.0012	<0.0010	<0.0010	<0.0010	<0.0010	<0.0010	<0.0010	<0.0010	<0.002	0.0165	0.0011	<0.00010
Dissolved Iron (Fe)	mg/L	0.1		0.244	0.309	0.281	0.375	0.559	0.203	0.160	0.486	0.173	0.320	0.046	0.156	0.110	0.684	0.717	0.351
Dissolved Lead (Pb)	mg/L	0.0005		<0.0010	<0.0010	<0.0010	<0.0010	<0.0010	<0.0010	<0.0010	<0.0010	<0.0010	<0.0010	<0.0010	<0.00050	<0.0010	<0.0010	<0.0010	<0.00050
Dissolved Lithium (Li)	mg/L	0.005		<0.050	<0.050	<0.050	<0.050	-	<0.050	<0.050	<0.050	<0.050	<0.050	<0.050	<0.10	<0.005	<0.050	<0.050	<0.0050
Dissolved Magnesium (Mg)	mg/L	0.05		3.99	1.04	2.16	2.96	1.46	2.34	2.79	4.42	1.83	2.31	2.52	3.69	3.83	3.23	3.28	2.23
Dissolved Manganese (Mn)	mg/L	0.002		0.708	0.0147	0.0181	0.0205	0.0187	0.0517	0.0869	0.0278	0.0630	0.128	0.218	0.6750	0.7900	0.007	0.007	0.115
Dissolved Mercury (Hg)	mg/L	0.00005	0.0002	<0.00010	<0.00010	<0.00010	0.000013	<0.00010	<0.00010	<0.00010	<0.00010	<0.00010	<0.00010	<0.00010	<0.00010	<0.00010	<0.00010	<0.00010	<0.00010
Dissolved Molybdenum (Mo)	mg/L	0.0005		<0.0010	<0.0010	<0.0010	<0.0010	<0.0010	<0.0010	<0.0010	<0.0010	<0.0010	<0.0010	<0.0010	<0.00050	<0.002	<0.0010	<0.0010	0.00007
Dissolved Nickel (Ni)	mg/L	0.001		<0.0020	<0.0020	<0.0020	<0.0020	<0.0020	<0.0020	<0.0020	<0.0020	<0.0020	<0.0020	<0.0020	<0.0010	<0.003	<0.0020	<0.0020	0.0003
Dissolved Phosphorus (P)	mg/L	0.05		-	-	-	-	<0.050	-	-	-	-	-	-	<0.050	-	-	-	-
Dissolved Potassium (K)	mg/L	0.2		0.89	0.64	0.66	0.84	<1.0	<0.50	0.67	0.91	0.59	0.50	0.60	<1.0	0.98	0.79	0.80	0.63
Dissolved Rubidium (Rb)	mg/L	0.001		-	-	-	-	-	-	-	-	-	-	-	-	-	-	-	0.0014
Dissolved Selenium (Se)	mg/L	0.002		<0.0010	<0.0010	<0.0010	<0.0010	<0.00040	<0.0010	<0.0010	<0.0010	<0.0010	<0.0010	<0.0010	<0.00040	<0.004	<0.0010	<0.0010	<0.00010
Dissolved Silicon (Si)	mg/L	0.05		-	-	-	-	3.7	-	-	-	-	-	-	5.2	5.22	-	-	4.15
Dissolved Silver (Ag)	mg/L	0.0001		<0.00010	<0.00010	<0.00010	<0.00010	<0.00010	<0.00010	<0.00010	<0.00010	<0.00010	<0.00010	<0.00010	<0.00010	<0.00010	<0.00010	<0.00010	<0.00010
Dissolved Sodium (Na)	mg/L	0.1		2.07	0.87	1.26	1.60	0.93	1.18	1.40	1.83	1.03	1.25	1.32	1.89	1.86	1.59	1.61	1.12
Dissolved Strontium (Sr)	mg/L	0.001		0.0553	0.0115	0.0215	0.0298	0.0183	0.0404	0.0494	0.0412	0.0282	0.0329	0.0395	0.0524	<0.005	0.0343	0.0343	0.0371
Dissolved Tellurium (Te)	mg/L	0.001		<0.0010	<0.0010	<0.0010	<0.0010	-	<0.0010	<0.0010	<0.0010	<0.0010	<0.0010	<0.0010	-	<0.05	<0.0010	<0.0010	<0.00060
Dissolved Thallium (Tl)	mg/L	0.00005		<0.00030	<0.00030	<0.00030	<0.00030	<0.00030	<0.00030	<0.00030	<0.00030	<0.00030	<0.00030	<0.00030	<0.00030	<0.00030	<0.00030	<0.00030	<0.000050
Dissolved Tin (Sn)	mg/L	0.001		<0.0010	<0.0010	<0.0010	<0.0010	<0.0010	<0.0010	<0.0010	<0.0010	<0.0010	<0.0010	<0.0010	<0.0010	<0.002	<0.0010	<0.0010	<0.00010
Dissolved Titanium (Ti)	mg/L	0.005		<0.0020	0.0027	<0.0020	<0.0020	0.0035	<0.0020	<0.0020	<0.0020	<0.0020	<0.0020	<0.0020	<0.0020	<0.002	0.0025	0.0025	<0.00030
Dissolved Tungsten (W)	mg/L	0.001		<0.010	<0.010	<0.010	<0.010	<0.010	<0.010	<0.010	<0.010	<0.010	<0.010	<0.010	<0.010	<0.002	<0.010	<0.010	-
Dissolved Uranium (U)	mg/L	0.0001		<0.0050	<0.0050	<0.0050	<0.0050	<0.0050	<0.0050	<0.0050	<0.0050	<0.0050	<0.0050	<0.0050	<0.0010	<0.002	<0.0050	<0.0050	0.00007
Dissolved Vanadium (V)	mg/L	0.0005		<0.0010	<0.0010	<0.0010	<0.0010	<0.0010	<0.0010	<0.0010	<0.0010	<0.0010	<0.0010	<0.0010	<0.00050	<0.002	0.001	0.001	<0.00010
Dissolved Zinc (Zn)	mg/L	0.005		<0.0030	0.0120	<0.0030	<0.0030	<0.0030	<0.0030	<0.0030	<0.0030	<0.0030	0.0038	0.0042	<0.0030	0.0047	<0.005	0.0109	<0.0030
Dissolved Zirconium (Zr)	mg/L	0.001		<0.0010	<0.0010	<0.0010	<0.0010	<0.0040	<0.0010	<0.0010	<0.0010	<0.0010	<0.0010	<0.0010	<0.0040	-	<0.0010	<0.0010	<0.0050

**Notes:**  
 PWQO= Provincial Water Quality Objectives  
 All concentrations in mg/L unless otherwise stated  
 MDL= Reportable Detection Limit  
**\* Exceedence of PWQO Standards**

At pH >5.5 to 6.5, no condition should be permitted which would increase the acid soluble inorganic aluminum concentration in clay-free samples to more than 10% above natural background concentrations for waters representative of that geological area of the Province that are unaffected by man-made inputs  
**Italicized Values have detection limits above the PWQO**

**Table 3.24: Total metals for SW8**

Total Metals				2012											2013				
Parameter	Units	MDL	PWQO	Q1		Q2			Q3			Q4			Q1	Q2	Q3		Q4
				Jan. 27	March (Apr 5)	April 27	May 15	June 20	July 19	Aug. 22	Sept. 17	Oct. 31	Nov. 27	Dec. 18	Jan 28	April 18	July 23 Duplicate	July 23 Duplicate	Oct 30
Total Aluminum (Al)	mg/L	0.005		0.0786	0.316	0.160	0.0846	0.500	0.0342	0.0587	0.0632	<0.050	0.0148	0.0249	0.034	0.076	0.0978	0.1010	0.018
Total Antimony (Sb)	mg/L	0.0005	0.02	<0.00060	<0.00060	<0.00060	<0.00060	<0.0050	<0.00060	<0.00060	<0.00060	<0.0060	<0.00060	<0.00060	<0.00050	<0.003	<0.00060	<0.00060	<0.00010
Total Arsenic (As)	mg/L	0.001	0.005	<0.0010	<0.0010	<0.0010	<0.0010	0.0010	<0.0010	<0.0010	<0.0010	<0.010	<0.0010	<0.0010	<0.0010	<0.003	0.0014	0.0014	0.0004
Total Barium (Ba)	mg/L	0.002		0.035	<0.010	<0.010	<0.010	0.012	0.020	0.025	<0.010	<0.10	0.017	0.021	0.041	0.033	0.012	0.012	0.018
Total Beryllium (Be)	mg/L	0.0005	0.011 - 1.1 <sup>a</sup>	<0.0010	<0.0010	<0.0010	<0.0010	<0.0010	<0.0010	<0.0010	<0.0010	<0.010	<0.0010	<0.0010	<0.00050	<0.002	<0.0010	<0.0010	<0.00050
Total Bismuth (Bi)	mg/L	0.001		<0.0010	<0.0010	<0.0010	<0.0010	<0.0010	<0.0010	<0.0010	<0.0010	<0.010	<0.0010	<0.0010	<0.0010	<0.001	<0.0010	<0.0010	<0.00050
Total Boron (B)	mg/L	0.01	0.2	<0.050	<0.050	<0.050	<0.050	<0.050	<0.050	<0.050	<0.050	<b>&lt;0.50</b>	<0.050	<0.050	<0.010	<0.01	<0.050	<0.050	<0.010
Total Cadmium (Cd)	mg/L	0.0001	0.0001 - 0.0005 <sup>b</sup>	<0.000017	<0.000017	<0.000017	<0.000017	<0.000090	<0.000017	<0.000017	<0.000017	<b>&lt;0.00017</b>	<0.000017	<0.000017	<0.000090	<0.0001	<0.000017	<0.000017	<0.000010
Total Calcium (Ca)	mg/L	0.2		40.5	5.76	10.7	14.5	9.06	25.3	32.4	19.0	22.4	28.2	33.7	45.5	43.4	18.9	19.5	26.30
Total Cesium (Cs)	mg/L	0.0001		-	-	-	-	-	-	-	-	-	-	-	-	-	-	-	<0.00010
Total Chromium (Cr)	mg/L	0.005		<0.0010	<0.0010	<0.0010	<0.0010	0.00113	<0.0010	<0.0010	<0.0010	<0.010	<0.0010	<0.0010	<0.00050	<0.003	<0.0010	<0.0010	0.00011
Total Cobalt (Co)	mg/L	0.0005	0.0009	<0.00050	<0.00050	<0.00050	<0.00050	<0.00050	<0.00050	<0.00050	<0.00050	<b>&lt;0.0050</b>	<0.00050	<0.00050	<0.00050	<0.0005	<0.00050	<0.00050	<0.00010
Total Copper (Cu)	mg/L	0.001	0.005	0.0011	0.0013	<0.0010	0.0011	0.0021	<0.0010	<0.0010	<0.0010	<b>&lt;0.010</b>	<0.0010	<0.0010	0.0012	<0.002	0.0011	0.0011	0.0004
Total Iron (Fe)	mg/L	0.1	0.3	<b>1.04</b>	<b>0.474</b>	<b>0.482</b>	<b>0.518</b>	<b>1.16</b>	<b>0.475</b>	<b>0.566</b>	<b>0.752</b>	<b>0.540</b>	<b>0.861</b>	<b>0.760</b>	<b>1.420</b>	<b>2.180</b>	<b>1.170</b>	<b>1.190</b>	<b>0.548</b>
Total Lead (Pb)	mg/L	0.0005	0.001 - 0.005 <sup>c</sup>	<0.0010	<0.0010	<0.0010	<0.0010	<0.0010	<0.0010	<0.0010	<0.0010	<b>&lt;0.010</b>	<0.0010	<0.0010	<0.00050	<0.001	<0.0010	<0.0010	<0.000050
Total Lithium (Li)	mg/L	0.005		<0.050	<0.050	<0.050	<0.050		<0.050	<0.050	<0.050	<0.50	<0.050	<0.050	<0.10	<0.005	<0.050	<0.050	<0.0050
Total Magnesium (Mg)	mg/L	0.05		4.22	0.865	2.15	2.76	1.45	2.20	2.76	3.67	1.79	2.24	2.71	4.06	3.93	3.17	3.19	2.17
Total Manganese (Mn)	mg/L	0.002		0.816	0.0177	0.0211	0.0220	0.0495	0.0600	0.203	0.0261	0.073	0.140	0.249	0.8290	0.9210	0.0296	0.0305	0.1200
Total Mercury (Hg)	mg/L	0.00005		<0.00010	<0.00010	<0.00010	<0.00010	<0.00010	<0.00010	<0.00010	<0.00010	<0.00010	<0.00010	<0.00010	<0.00010	<0.0001	<0.00010	<0.00010	<0.00010
Total Molybdenum (Mo)	mg/L	0.0005	0.04	<0.0010	<0.0010	<0.0010	<0.0010	<0.0010	<0.0010	<0.0010	<0.0010	<0.010	<0.0010	<0.0010	<0.00050	<0.002	<0.0010	<0.0010	0.000069
Total Nickel (Ni)	mg/L	0.001	0.025	<0.0020	<0.0020	<0.0020	<0.0020	<0.0020	<0.0020	<0.0020	<0.0020	<0.020	<0.0020	<0.0020	<0.0010	<0.003	<0.0020	<0.0020	0.00037
Total Phosphorus (P)	mg/L	0.05		-	-	-	-	-	-	-	-	-	-	-	<0.050	-	-	-	-
Total Potassium (K)	mg/L	0.2		0.97	<0.50	0.62	0.78	<1.0	<0.50	0.68	0.84	<5.0	0.52	0.62	<1.0	1.05	0.82	0.82	0.651
Total Rubidium (Rb)	mg/L	0.001		-	-	-	-	-	-	-	-	-	-	-	-	-	-	-	0.0015
Total Selenium (Se)	mg/L	0.002	0.1	<0.0010	<0.0010	<0.0010	<0.0010	<0.00040	<0.0010	<0.0010	<0.0010	<0.010	<0.0010	<0.0010	<0.00040	<0.004	<0.0010	<0.0010	<0.00010
Total Silicon (Si)	mg/L	0.05		-	-	-	-	3.4	-	-	-	-	-	-	5.9	5.51	-	-	3.9
Total Silver (Ag)	mg/L	0.0001	0.0001	<0.00010	<0.00010	<0.00010	<0.00010	<0.00010	<0.00010	<0.00010	<0.00010	<b>&lt;0.0010</b>	<0.00010	<0.00010	<0.00010	<0.0001	<0.00010	<0.00010	<0.000010
Total Sodium (Na)	mg/L	0.1		2.20	0.82	1.24	1.50	0.86	1.13	1.28	1.50	<1.0	1.25	1.44	2.10	2.17	1.55	1.54	1.25
Total Strontium (Sr)	mg/L	0.001		0.0576	0.0097	0.0215	0.0280	0.0207	0.0413	0.0484	0.0367	0.029	0.0358	0.0422	0.0627	0.0600	0.0375	0.0382	0.0376
Total Tellurium (Te)	mg/L	0.001		<0.0010	<0.0010	<0.0010	<0.0010	-	<0.0010	<0.0010	<0.0010	<0.010	<0.0010	<0.0010	-	<0.05	<0.0010	<0.0010	<0.00060
Total Thallium (Tl)	mg/L	0.00005	0.0003	<0.00030	<0.00030	<0.00030	<0.00030	<0.00030	<0.00030	<0.00030	<0.00030	<0.00030	<0.00030	<0.00030	<0.00030	<0.0003	<0.00030	<0.00030	<0.000050
Total Tin (Sn)	mg/L	0.001		<0.0010	<0.0010	<0.0010	<0.0010	<0.0010	<0.0010	<0.0010	<0.0010	<0.010	<0.0010	<0.0010	<0.0010	<0.002	<0.0010	<0.0010	<0.00010
Total Titanium (Ti)	mg/L	0.005		0.0043	0.0112	0.0062	0.0029	0.0122	<0.0020	0.0037	0.0034	<0.020	<0.0020	<0.0020	<0.0020	0.0040	0.0047	0.0049	0.0007
Total Tungsten (W)	mg/L	0.001	0.03	<0.010	<0.010	<0.010	<0.010	<0.010	<0.010	<0.010	<0.010	<b>&lt;0.10</b>	<0.010	<0.010	<0.010	<0.002	<0.010	<0.010	-
Total Uranium (U)	mg/L	0.0001	0.005	<0.0050	<0.0050	<0.0050	<0.0050	<0.0050	<0.0050	<0.0050	<0.0050	<b>&lt;0.050</b>	<0.0050	<0.0050	<0.0010	<0.001	<0.0050	<0.0050	0.000072
Total Vanadium (V)	mg/L	0.0005	0.006	<0.0010	<0.0010	<0.0010	0.0010	0.0023	<0.0010	<0.0010	<0.0010	<b>&lt;0.010</b>	<0.0010	<0.0010	<0.00050	<0.002	0.0015	0.0015	0.0002
Total Zinc (Zn)	mg/L	0.005	0.02	<0.0030	<0.0030	<0.0030	0.0035	0.0036	<0.0030	<0.0030	<0.0030	<b>&lt;0.030</b>	<0.0030	<0.0030	<0.0030	<0.005	<0.0030	<0.0030	<0.0050
Total Zirconium (Zr)	mg/L	0.001		<0.0010	<0.0010	<0.0010	<0.0010	<0.0040	<0.0010	<0.0010	<0.0010	<0.010	<0.0010	<0.0010	<0.0040	-	<0.0010	<0.0010	<0.0050

**Notes:**  
PWQO= Provincial Water Quality Objectives  
All cocentrations in mg/L unless otherwise stated  
MDL= Reportable Detection Limit  
**\* Exceedence of PWQO Standards**  
<sup>a</sup>Criteria is 0.011mg/L if Hardness as CaCO3 is = 75mg/L  
Criteria is 1.1 mg/L if the sample hardness is >75mg/L  
<sup>b</sup> Criteria is 0.0001mg/L if the the sample hardness is = 0-100 mg/L  
Criteria is 0.0005 mg/L if the sample hardness is >100 mg/L  
<sup>c</sup>The criteria will be 0.001 mg/L if the sample hardness is 30mg/L  
The criteria will be 0.003 mg/L if the sample hardness is = 30-80mg/L  
The criteria will be 0.005 µg/L if the sample hardness is = >30-80mg/L  
**Italized Values have detection limits above the PWQO**

**Table 3.25: Inorganics for SW9**

Inorganics				2012												2013		
Parameter	Units	MDL	PWQO	Q1		Q2			Q3			Q4			Q2	Q3	Q4	
				Jan. 26	March (Apr 5)	April 27	May 15	June 20	July 19	Aug. 22	Sept. 17	Oct. 31	Nov. 28	Dec. 19	April 16	July 23	Oct 30	
Alkalinity (Total as CaCO <sub>3</sub> )	mg/L	1		162	27	72	126	43.3	108	154	67.6	69.8	121	148	127	147	107	
Conductivity	umho/cm	1		276	72	153	248	96.8	205	282	158	146	235	285	243	284	196	
Dissolved Chloride (Cl)	mg/L	1		0.47	0.23	0.27	0.34	<0.10	0.27	0.36	0.38	0.56	<2.0	0.46	0.82	0.39	0.48	
Dissolved Sulphate (SO <sub>4</sub> )	mg/L	1		0.77	1.73	1.32	0.88	<0.30	0.59	0.53	7	1.16	<2.0	0.39	0.79	0.65	0.6	
Hardness (CaCO <sub>3</sub> )	mg/L	1.0		156	32.2	75.6	129	51	118	152	73.8	70.5	114	120	128	154	95.6	
Nitrate (N)	mg/L	0.1		0.124	0.161	0.094	0.072	<0.030	0.057	0.082	0.205	0.137	<0.10	0.104	0.19	0.088	0.101	
Nitrite (N)	mg/L	0.01		<0.020	<0.020	<0.020	<0.020	<0.020	<0.020	<0.020	<0.020	<0.020	<0.10	<0.020	<0.05	<0.020	<0.020	
pH	pH		6.5-8.5	7.91	7.17	7.59	7.96	7.08	7.69	8.02	7.85	7.41	7.83	7.89	7.94	7.89	7.91	
Total Ammonia-N	mg/L	0.05		0.035	<0.020	0.02	<0.020	<0.020	<0.020	<0.020	<0.020	<0.020	0.026	0.038	0.09	0.02	0.031	
Total Phosphorus	mg/L	0.002	a	0.0081	0.0149	0.0081	0.0064	0.0089	0.0081	0.0103	0.0982	0.0111	0.0114	0.0108	0.02	0.0148	0.0062	
Total Suspended Solids	mg/L	1		40.4	8	2	<2.0	2	<2.0	10.4	15.4	3.1	3.4	3.2	21	2	3.4	
Acidity (as CaCO <sub>3</sub> )	mg/L	2		3	5.4	4.6	2.8	4.4	3.8	3.8	2.8	4.8	4.4	5	<5	3	3	
Oil and Grease	mg/L	2		<2.0	<2.0	<2.0	<2.0	<2.0	<2.0	<2.0	<2.0	<2.0	<2.0	<2.0	<0.5	<2.0	<2.0	
Cyanide, Weak Acid Diss	mg/L	0.002		<0.0020	<0.0020	<0.0020	<0.0020	<0.0020	<0.0020	<0.0020	<0.0020	<0.0020	<0.0020	<0.0020	-	<0.0020	<0.0020	
Cyanide, Total	mg/L	0.002		<0.0020	<0.0020	<0.0020	<0.0020	0.0059	<0.0020	<0.0020	0.0059	<0.0020	<0.0020	0.0059	<0.002	<0.0020	<0.0020	
Cyanide, Free	mg/L	0.002	0.005	<0.0050	<0.0050	<0.0050	<0.0050	<0.0050	<0.0050	<0.0050	<0.0050	<0.0050	<0.0050	<0.0050	<0.002	<0.0050	<0.0050	

**Notes:**

**PWQO= Provincial Water Quality Objectives**

**All concentrations in mg/L unless otherwise stated**

MDL= Reportable Detection Limit

**\* Exceedence of PWQO Standards**

for the ice-free period should not exceed 0.02 mg/L; a high level of protection against aesthetic deterioration will be provided by a total phosphorus concentration for the ice-free period of 0.01 mg/L or less. This should apply to all lakes naturally below this value; Excessive plant growth in rivers and streams should be eliminated at a total phosphorus concentration below 0.03 mg/L.

**Italized Values have detection limits above the PWQO**

**Table 3.26: Dissolved metals for SW9**

Dissolved Metals				2012												2013		
Parameter	Units	MDL	PWQO	Q1		Q2			Q3			Q4			Q2	Q3	Q4	
				Jan. 26	March (Apr 5)	April 27	May 15	June 20	July 19	Aug. 22	Sept. 17	Oct. 31	Nov. 28	Dec. 19	April 16	July 23	Oct 30	
Dissolved Aluminum (Al)	mg/L	0.005		-	0.103	0.0461	0.0199	0.150	0.0254	0.0084	0.0187	0.0493	0.0243	0.0069	0.0140	0.0110	0.0257	
Dissolved Antimony (Sb)	mg/L	0.0005		-	<0.00060	<0.00060	<0.00060	<0.00050	<0.00060	<0.00060	<0.00060	<0.00060	<0.00060	<0.00060	<0.0003	<0.00060	<0.00010	
Dissolved Arsenic (As)	mg/L	0.001		-	<0.0010	<0.0010	<0.0010	<0.0010	<0.0010	<0.0010	<0.0010	<0.0010	<0.0010	<0.0010	<0.0003	<0.0010	0.00022	
Dissolved Barium (Ba)	mg/L	0.002		-	<0.010	0.014	0.021	0.012	0.020	0.023	0.010	0.012	0.020	0.022	0.022	0.024	0.016	
Dissolved Beryllium (Be)	mg/L	0.0005		-	<0.0010	<0.0010	<0.0010	<0.0010	<0.0010	<0.0010	<0.0010	<0.0010	<0.0010	<0.0010	<0.0002	<0.0010	<0.00050	
Dissolved Bismuth (Bi)	mg/L	0.001		-	<0.0010	<0.0010	<0.0010	<0.0010	<0.0010	<0.0010	<0.0010	<0.0010	<0.0010	<0.0010	<0.0001	<0.0010	<0.000050	
Dissolved Boron (B)	mg/L	0.01		-	<0.050	<0.050	<0.050	<0.050	<0.050	<0.050	<0.050	<0.050	<0.050	<0.050	<0.01	<0.050	<0.010	
Dissolved Cadmium (Cd)	mg/L	0.0001		-	<0.000017	<0.000017	<0.000017	<0.000090	<0.000017	<0.000017	<0.000017	<0.000017	<0.000017	<0.000017	<0.00001	<0.000017	<0.000010	
Dissolved Calcium (Ca)	mg/L	0.2		-	9.24	23.1	40.5	14.7	36.2	47.9	22.3	21.0	35.0	37.6	39.5	48.3	29.1	
Dissolved Cesium (Cs)	mg/L	0.0001		-	-	-	-	-	-	-	-	-	-	-	-	-	<0.00010	
Dissolved Chromium (Cr)	mg/L	0.005		-	<0.0010	<0.0010	<0.0010	<0.00050	<0.0010	<0.0010	<0.0010	<0.0010	<0.0010	<0.0010	<0.0003	<0.0010	0.00022	
Dissolved Cobalt (Co)	mg/L	0.0005		-	<0.00050	<0.00050	<0.00050	<0.00050	<0.00050	<0.00050	<0.00050	<0.00050	<0.00050	<0.00050	<0.00005	<0.00050	<0.00010	
Dissolved Copper (Cu)	mg/L	0.001		-	<0.0010	<0.0010	<0.0010	<0.0010	<0.0010	<0.0010	<0.0010	<0.0010	<0.0010	<0.0010	<0.0002	<0.0010	<0.00010	
Dissolved Iron (Fe)	mg/L	0.1		-	0.187	<0.020	<0.020	0.211	0.108	0.031	0.486	0.223	0.258	0.073	0.090	<0.020	0.120	
Dissolved Lead (Pb)	mg/L	0.0005		-	<0.0010	<0.0010	<0.0010	<0.0010	<0.0010	<0.0010	<0.0010	<0.0010	<0.0010	<0.0010	<0.0001	<0.0010	<0.000050	
Dissolved Lithium (Li)	mg/L	0.005		-	<0.050	<0.050	<0.050	<0.050	<0.050	<0.050	<0.050	<0.050	<0.050	<0.050	<0.005	<0.050	<0.0050	
Dissolved Magnesium (Mg)	mg/L	0.05		-	2.21	4.34	6.83	3.59	6.68	7.99	4.42	4.42	6.49	6.43	7.14	8.10	5.55	
Dissolved Manganese (Mn)	mg/L	0.002		-	0.0140	0.0236	0.0488	0.0179	0.0837	0.110	0.0278	0.209	0.166	0.150	0.119	0.052	0.098	
Dissolved Mercury (Hg)	mg/L	0.00005	0.0002	<0.00010	<0.00010	<0.000010	<0.000010	<0.000010	<0.000010	<0.000010	<0.000010	<0.000010	<0.000010	<0.000010	<0.00001	<0.000010	<0.000010	
Dissolved Molybdenum (Mo)	mg/L	0.0005		-	<0.0010	<0.0010	<0.0010	<0.0010	<0.0010	<0.0010	<0.0010	<0.0010	<0.0010	<0.0010	<0.0002	<0.0010	0.000172	
Dissolved Nickel (Ni)	mg/L	0.001		-	<0.0020	<0.0020	<0.0020	<0.0020	<0.0020	<0.0020	<0.0020	<0.0020	<0.0020	<0.0020	<0.0003	<0.0020	0.00035	
Dissolved Phosphorus (P)	mg/L	0.05		-	-	-	<0.050	-	-	-	-	-	-	-	-	-	-	
Dissolved Potassium (K)	mg/L	0.2		-	1.26	1.57	2.08	<1.0	1.49	1.77	0.91	1.21	1.50	1.61	1.88	1.71	1.30	
Dissolved Rubidium (Rb)	mg/L	0.001		-	-	-	-	-	-	-	-	-	-	-	-	-	0.00	
Dissolved Selenium (Se)	mg/L	0.002		-	<0.0010	<0.0010	<0.0010	<0.00040	<0.0010	<0.0010	<0.0010	<0.0010	<0.0010	<0.0010	<0.0004	<0.0010	<0.00010	
Dissolved Silicon (Si)	mg/L	0.05		-	-	-	-	5.2	-	-	-	-	-	-	6.35	-	6.61	
Dissolved Silver (Ag)	mg/L	0.0001		-	<0.00010	<0.00010	<0.00010	<0.00010	<0.00010	<0.00010	<0.00010	<0.00010	<0.00010	<0.00010	<0.00001	<0.00010	<0.000010	
Dissolved Sodium (Na)	mg/L	0.1		-	1.44	2.46	3.55	1.72	3.10	3.80	1.83	2.34	3.30	3.00	3.51	3.71	2.84	
Dissolved Strontium (Sr)	mg/L	0.001		-	0.0180	0.0387	0.0672	0.0330	0.0633	0.0789	0.0412	0.0374	0.0556	0.0629	0.0570	0.0771	0.0523	
Dissolved Tellurium (Te)	mg/L	0.001		-	<0.0010	<0.0010	<0.0010	-	<0.0010	<0.0010	<0.0010	<0.0010	<0.0010	<0.0010	<0.05	<0.0010	<0.00060	
Dissolved Thallium (Tl)	mg/L	0.00005		-	<0.00030	<0.00030	<0.00030	<0.00030	<0.00030	<0.00030	<0.00030	<0.00030	<0.00030	<0.00030	<0.00003	<0.00030	<0.000050	
Dissolved Tin (Sn)	mg/L	0.001		-	<0.0010	<0.0010	<0.0010	<0.0010	<0.0010	<0.0010	<0.0010	<0.0010	<0.0010	<0.0010	<0.0002	<0.0010	<0.00010	
Dissolved Titanium (Ti)	mg/L	0.005		-	<0.0020	<0.0020	<0.0020	0.0022	<0.0020	<0.0020	<0.0020	<0.0020	<0.0020	<0.0020	<0.0002	<0.0020	0.00048	
Dissolved Tungsten (W)	mg/L	0.001		-	<0.010	<0.010	<0.010	<0.010	<0.010	<0.010	<0.010	<0.010	<0.010	<0.010	<0.002	<0.010	-	
Dissolved Uranium (U)	mg/L	0.0001		-	<0.0050	<0.0050	<0.0050	<0.0050	<0.0050	<0.0050	<0.0050	<0.0050	<0.0050	<0.0050	<0.0002	<0.0050	0.000049	
Dissolved Vanadium (V)	mg/L	0.0005		-	<0.0010	<0.0010	<0.0010	<0.0010	<0.0010	<0.0010	<0.0010	<0.0010	<0.0010	<0.0010	<0.0002	<0.0010	0.00021	
Dissolved Zinc (Zn)	mg/L	0.005		-	0.0062	<0.0030	<0.0030	0.0042	0.0045	0.0034	<0.0030	0.0048	<0.0030	<0.0030	<0.005	<0.0030	<0.0050	
Dissolved Zirconium (Zr)	mg/L	0.001		-	<0.0010	<0.0010	<0.0010	<0.00040	<0.0010	<0.0010	<0.0010	<0.0010	<0.0010	<0.0010	-	<0.0010	<0.0050	

**Notes:**

**PWQO= Provincial Water Quality Objectives**

**All concentrations in mg/L unless otherwise stated**

MDL= Reportable Detection Limit

**\* Exceedence of PWQO Standards**

At pH >5.5 to 6.5, no condition should be permitted which would increase the acid soluble inorganic aluminum concentration in clay-free samples

to more than 10% above natural background concentrations for waters representative of that geological area of the Province that are unaffected by man-made inputs

**italized Values have detection limits above the PWQO**

**Table 3.27: Total metals for SW9**

Total Metals				2012												2013		
Parameter	Units	MDL	PWQO	Q1		Q2			Q3			Q4			Q2	Q3	Q4	
				Jan. 26	March (Apr 5)	April 27	May 15	June 20	July 19	Aug. 22	Sept. 17	Oct. 31	Nov. 28	Dec. 19	April 16	July 23	Oct 30	
Total Aluminum (Al)	mg/L	0.005		0.399	0.141	0.0639	0.0353	0.142	0.0648	0.187	0.0632	0.0586	0.0913	0.0563	0.4180	0.4660	0.0420	
Total Antimony (Sb)	mg/L	0.0005	0.02	<0.00060	<0.00060	<0.00060	<0.00060	<0.00050	<0.00060	<0.00060	<0.00060	<0.00060	<0.00060	<0.00060	<0.00060	<0.00060	<0.00060	
Total Arsenic (As)	mg/L	0.001	0.005	<0.0010	<0.0010	<0.0010	<0.0010	<0.0010	<0.0010	<0.0010	<0.0010	<0.0010	<0.0010	<0.0010	<0.0010	<0.0010	0.00027	
Total Barium (Ba)	mg/L	0.002		0.029	<0.010	0.014	0.023	0.011	0.019	0.028	<0.010	0.012	0.021	0.025	0.031	0.033	0.018	
Total Beryllium (Be)	mg/L	0.0005	0.011 - 1.1 <sup>a</sup>	<0.0010	<0.0010	<0.0010	<0.0010	<0.0010	<0.0010	<0.0010	<0.0010	<0.0010	<0.0010	<0.0010	<0.0010	<0.0010	<0.00050	
Total Bismuth (Bi)	mg/L	0.001		<0.0010	<0.0010	<0.0010	<0.0010	<0.0010	<0.0010	<0.0010	<0.0010	<0.0010	<0.0010	<0.0010	<0.0010	<0.0010	<0.00050	
Total Boron (B)	mg/L	0.01	0.2	<0.050	<0.050	<0.050	<0.050	<0.050	<0.050	<0.050	<0.050	<0.050	<0.050	<0.050	0.02	<0.050	<0.010	
Total Cadmium (Cd)	mg/L	0.0001	0.0001 - 0.0005 <sup>b</sup>	<0.000017	<0.000017	<0.000017	<0.000017	<0.000090	<0.000017	<0.000017	<0.000017	<0.000017	<0.000017	<0.000017	<0.000017	<0.000017	<0.000017	
Total Calcium (Ca)	mg/L	0.2		49.4	9.61	22.9	39.6	14.8	35.5	49.6	19.0	21.5	38.6	45.0	40.4	47.1	30.2	
Total Cesium (Cs)	mg/L	0.0001		-	-	-	-	-	-	-	-	-	-	-	-	-	<0.00010	
Total Chromium (Cr)	mg/L	0.005		<0.0010	<0.0010	<0.0010	<0.0010	<0.00050	<0.0010	<0.0010	<0.0010	<0.0010	<0.0010	<0.0010	<0.003	0.0011	0.0003	
Total Cobalt (Co)	mg/L	0.0005	0.0009	<0.00050	<0.00050	<0.00050	<0.00050	<0.00050	<0.00050	<0.00050	<0.00050	<0.00050	<0.00050	<0.00050	<0.00050	<0.00050	<0.00050	
Total Copper (Cu)	mg/L	0.001	0.005	<0.0010	<0.0010	<0.0010	<0.0010	<0.0010	<0.0010	0.0023	<0.0010	<0.0010	<0.0010	<0.0010	<0.002	<0.0010	0.00078	
Total Iron (Fe)	mg/L	0.1	0.3	0.797	0.315	0.122	0.137	0.316	0.242	0.482	0.752	0.414	0.476	0.296	0.730	0.686	0.267	
Total Lead (Pb)	mg/L	0.0005	0.001 - 0.005 <sup>c</sup>	<0.0010	<0.0010	<0.0010	<0.0010	<0.0010	<0.0010	<0.0010	<0.0010	<0.0010	<0.0010	<0.0010	<0.0010	<0.0010	0.000051	
Total Lithium (Li)	mg/L	0.005		<0.050	<0.050	<0.050	<0.050	-	<0.050	<0.050	<0.050	<0.050	<0.050	<0.050	<0.005	<0.050	<0.0050	
Total Magnesium (Mg)	mg/L	0.05		7.82	1.87	4.54	6.77	3.28	6.51	8.20	3.67	4.43	6.45	7.06	7.47	8.00	5.13	
Total Manganese (Mn)	mg/L	0.002		0.189	0.0294	0.0283	0.0572	0.0261	0.0639	0.336	0.0261	0.0940	0.220	0.192	0.214	0.280	0.132	
Total Mercury (Hg)	mg/L	0.00005		<0.000010	<0.000010	<0.000010	<0.000010	<0.000010	<0.000010	<0.000010	<0.000010	<0.000010	<0.000010	<0.000010	<0.000010	<0.000010	<0.000010	
Total Molybdenum (Mo)	mg/L	0.0005	0.04	<0.0010	<0.0010	<0.0010	<0.0010	<0.0010	<0.0010	<0.0010	<0.0010	<0.0010	<0.0010	<0.0010	<0.002	<0.0010	0.000158	
Total Nickel (Ni)	mg/L	0.001	0.025	<0.0020	<0.0020	<0.0020	<0.0020	<0.0020	<0.0020	<0.0020	<0.0020	<0.0020	<0.0020	<0.0020	<0.003	<0.0020	0.00092	
Total Phosphorus (P)	mg/L	0.05		-	-	-	-	-	-	-	-	-	-	-	-	-	-	
Total Potassium (K)	mg/L	0.2		1.98	1.04	1.56	1.98	<1.0	1.45	1.90	0.84	1.26	1.62	1.69	2.17	1.82	1.39	
Total Rubidium (Rb)	mg/L	0.001		-	-	-	-	-	-	-	-	-	-	-	-	-	0.0018	
Total Selenium (Se)	mg/L	0.002	0.1	<0.0010	<0.0010	<0.0010	<0.0010	<0.00040	<0.0010	<0.0010	<0.0010	<0.0010	<0.0010	<0.0010	<0.004	<0.0010	<0.00010	
Total Silicon (Si)	mg/L	0.05		-	-	-	-	4.3	-	-	-	-	-	-	8.06	-	6.22	
Total Silver (Ag)	mg/L	0.0001	0.0001	<0.00010	<0.00010	<0.00010	<0.00010	<0.00010	<0.00010	<0.00010	<0.00010	<0.00010	<0.00010	<0.00010	<0.00010	<0.00010	0.000028	
Total Sodium (Na)	mg/L	0.1		3.96	1.44	2.51	3.54	1.57	3.06	3.64	1.50	2.30	3.25	3.38	3.68	3.60	2.80	
Total Strontium (Sr)	mg/L	0.001		0.0771	0.0162	0.0396	0.0671	0.0329	0.0651	0.0778	0.0367	0.0392	0.0615	0.0687	0.0650	0.0817	0.0514	
Total Tellurium (Te)	mg/L	0.001		<0.0010	<0.0010	<0.0010	<0.0010	-	<0.0010	<0.0010	<0.0010	<0.0010	<0.0010	<0.0010	<0.05	<0.0010	<0.00060	
Total Thallium (Tl)	mg/L	0.00005	0.0003	<0.00030	<0.00030	<0.00030	<0.00030	<0.00030	<0.00030	<0.00030	<0.00030	<0.00030	<0.00030	<0.00030	<0.00030	<0.00030	<0.000050	
Total Tin (Sn)	mg/L	0.001		<0.0010	<0.0010	<0.0010	<0.0010	<0.0010	<0.0010	<0.0010	<0.0010	<0.0010	<0.0010	<0.0010	<0.002	<0.0010	<0.00010	
Total Titanium (Ti)	mg/L	0.005		0.0198	0.0038	<0.0020	<0.0020	0.0029	0.0023	0.0097	0.0034	<0.0020	0.0041	0.0026	0.0210	0.0226	0.0015	
Total Tungsten (W)	mg/L	0.001	0.03	<0.010	<0.010	<0.010	<0.010	<0.010	<0.010	<0.010	<0.010	<0.010	<0.010	<0.010	<0.002	<0.010	-	
Total Uranium (U)	mg/L	0.0001	0.005	<0.0050	<0.0050	<0.0050	<0.0050	<0.0050	<0.0050	<0.0050	<0.0050	<0.0050	<0.0050	<0.0050	<0.001	<0.0050	0.000052	
Total Vanadium (V)	mg/L	0.0005	0.006	0.0010	<0.0010	<0.0010	<0.0010	<0.0010	<0.0010	<0.0010	<0.0010	<0.0010	<0.0010	<0.0010	<0.002	0.0012	0.00038	
Total Zinc (Zn)	mg/L	0.005	0.02	0.0039	<0.0030	<0.0030	<0.0030	0.0035	<0.0030	<0.0030	<0.0030	<0.0030	<0.0030	<0.0030	0.018	<0.0030	<0.0050	
Total Zirconium (Zr)	mg/L	0.001		<0.0010	<0.0010	<0.0010	<0.0010	<0.0040	<0.0010	<0.0010	<0.0010	<0.0010	<0.0010	<0.0010	-	<0.0010	<0.0050	

**Notes:**  
 PWQO= Provincial Water Quality Objectives  
 All concentrations in mg/L unless otherwise stated  
 MDL= Reportable Detection Limit  
**\* Exceedence of PWQO Standards**  
<sup>a</sup> Criteria is 0.011mg/L if Hardness as CaCO<sub>3</sub> is = 75mg/L  
 Criteria is 1.1 mg/L if the sample hardness is >75mg/L  
<sup>b</sup> Criteria is 0.0001mg/L if the the sample hardness is = 0-100 mg/L  
 Criteria is 0.0005 mg/L if the sample hardness is >100 mg/L  
<sup>c</sup> The criteria will be 0.001 mg/L if the sample hardness is 30mg/L  
 The criteria will be 0.003 mg/L if the sample hardness is = 30-80mg/L  
 The criteria will be 0.005 µg/L if the sample hardness is = >30-80mg/L  
**italized Values have detection limits above the PWQO**

**Table 3.28: Inorganics for SW10**

Parameter	Inorganics			2012												2013			
	Units	MDL	PWQO	Q1		Q2			Q3			Q4			Q1	Q2	Q3	Q4	
				Jan. 26	March (Apr 5)	April 27	May 15	June 20	July 19	Aug. 22	Sept. 17	Oct. 31	Nov. 27	Dec. 18	Jan 29	April 18	July 23	Oct 30	
Alkalinity (Total as CaCO3)	mg/L	1		74.1	14.8	36.2	57.2	18.4	37.1	67.4	73.1	41	61	69.8	75.2	74	56.7	51	
Conductivity	umho/cm	1		144	50	91	131	47.5	79.8	134	154	90	128	144	150	150	118	103	
Dissolved Chloride (Cl)	mg/L	1		0.23	0.24	0.2	0.21	<0.10	0.18	0.27	0.27	0.4	<2.0	0.24	0.38	0.5	0.18	0.29	
Dissolved Sulphate (SO4)	mg/L	1		2.84	3.88	3.56	2.87	0.83	1	1.75	1.88	1.93	<2.0	2.17	2.56	2.87	1.49	1.44	
Hardness (CaCO3)	mg/L	1.0		72.9	21.5	43.5	62.8	27	45.3	70.9	69.1	43.9	60	58.3	86	79.3	61.1	49.1	
Nitrate (N)	mg/L	0.1		0.057	0.078	0.056	0.064	<0.030	0.047	0.071	0.051	0.06	<0.10	0.053	0.066	0.12	0.045	0.058	
Nitrite (N)	mg/L	0.01		<0.020	<0.020	<0.020	<0.020	<0.020	<0.020	<0.020	<0.020	<0.020	<0.10	<0.020	<0.020	<0.05	<0.020	<0.020	
pH	pH		6.5-8.5	7.55	6.94	7.52	7.83	6.75	7.31	7.54	7.68	7.33	7.53	7.61	7.58	7.72	7.38	7.57	
Total Ammonia-N	mg/L	0.05		0.037	<0.020	<0.020	<0.020	<0.020	<0.020	0.022	0.021	0.027	0.036	0.044	0.034	<0.02	0.039	0.047	
Total Phosphorus	mg/L	0.002	a	0.0979	0.0211	0.0051	0.0057	0.0111	0.0106	0.0908	0.0055	0.0142	0.0062	0.0057	<0.0050	0.03	0.0066	0.0118	
Total Suspended Solids	mg/L	1		58.6	16.1	<2.0	<2.0	31.5	<2.0	403	54.4	4.8	<2.0	<2.0	<2.0	<10	<2.0	17	
Acidity (as CaCO3)	mg/L	2		2.6	3.8	3	2.4	4.2	3	3.6	2.8	5	3.6	6.4	8.2	<5	5	5	
Oil and Grease	mg/L	2		<2.0	<2.0	<2.0	<2.0	<2.0	<2.0	<2.0	<2.0	<2.0	<2.0	<2.0	<2.0	0.94	<2.0	<2.09	
Cyanide, Weak Acid Diss	mg/L	0.002		<0.0020	<0.0020	<0.0020	<0.0020	<0.0020	<0.0020	<0.0020	<0.0020	<0.0020	<0.0020	<0.0020	<0.0020	-	<0.0020	<0.0020	
Cyanide, Total	mg/L	0.002		<0.0020	<0.0020	<0.0020	<0.0020	0.0058	<0.0020	<0.0020	<0.0020	<0.0020	<0.0020	<0.0020	<0.0020	<0.0020	<0.0020	<0.0020	
Cyanide, Free	mg/L	0.002	0.005	<0.0050	<0.0050	<0.0050	<0.0050	<0.0050	<0.0050	<0.0050	<0.0050	<0.0050	<0.0050	<0.0050	<0.0050	<0.002	<0.0050	<0.0050	

**Notes:**

**PWQO= Provincial Water Quality Objectives**

**All concentrations in mg/L unless otherwise stated**

MDL= Reportable Detection Limit

\* Exceedence of PWQO Standards

for the ice-free period should not exceed 0.02 mg/L; a high level of protection against aesthetic deterioration will be provided by a total phosphorus concentration for the ice-free period of 0.01 mg/L or less. This should apply to all lakes naturally below this value; Excessive plant growth in rivers and streams should be eliminated at a total phosphorus concentration below 0.03 mg/L.

**Italized Values have detection limits above the PWQO**

**Table 3.29: Dissolved metals for SW10**

Dissolved Metals				2012											2013			
Parameter	Units	MDL	PWQO	Q1		Q2			Q3			Q4			Q1	Q2	Q3	Q4
				Jan. 26	March (Apr 5)	April 27	May 15	June 20	July 19	Aug. 22	Sept. 17	Oct. 31	Nov. 27	Dec. 18	Jan 29	April 18	July 23	Oct 30
Dissolved Aluminum (Al)	mg/L	0.005		0.0101	0.147	0.0600	0.0283	0.331	0.136	0.0256	0.0126	0.0900	0.0346	0.0128	0.0150	0.0210	0.0368	0.0637
Dissolved Antimony (Sb)	mg/L	0.0005		<0.00060	<0.00060	<0.00060	<0.00060	<0.00050	<0.00060	<0.00060	<0.00060	<0.00060	<0.00060	<0.00060	<0.00050	<0.003	<0.00060	<0.00010
Dissolved Arsenic (As)	mg/L	0.001		<0.0010	<0.0010	<0.0010	<0.0010	<0.0010	<0.0010	<0.0010	<0.0010	<0.0010	<0.0010	<0.0010	<0.0010	<0.003	<0.0010	0.00054
Dissolved Barium (Ba)	mg/L	0.002		<0.010	<0.010	<0.010	0.011	0.012	0.012	0.013	0.011	<0.010	0.011	0.011	0.0116	0.011	0.012	0.011
Dissolved Beryllium (Be)	mg/L	0.0005		<0.0010	<0.0010	<0.0010	<0.0010	<0.0010	<0.0010	<0.0010	<0.0010	<0.0010	<0.0010	<0.0010	<0.00050	<0.002	<0.0010	<0.00050
Dissolved Bismuth (Bi)	mg/L	0.001		<0.0010	<0.0010	<0.0010	<0.0010	<0.0010	<0.0010	<0.0010	<0.0010	<0.0010	<0.0010	<0.0010	<0.0010	<0.001	<0.0010	<0.000050
Dissolved Boron (B)	mg/L	0.01		<0.050	<0.050	<0.050	<0.050	<0.050	<0.050	<0.050	<0.050	<0.050	<0.050	<0.050	<0.010	<0.01	<0.050	<0.010
Dissolved Cadmium (Cd)	mg/L	0.0001		<0.000017	<0.000017	<0.000017	<0.000017	<0.000090	<0.000017	<0.000017	<0.000017	<0.000017	<0.000017	<0.000017	<0.000090	<0.0001	<0.000017	<0.000010
Dissolved Calcium (Ca)	mg/L	0.2		23.7	6.86	14.0	20.3	08.81	14.6	23.1	22.1	14.1	19.2	18.7	26.2	25.6	19.7	15.9
Dissolved Cesium (Ce)	mg/L	0.0001		-	-	-	-	-	-	-	-	-	-	-	-	-	-	<0.00010
Dissolved Chromium (Cr)	mg/L	0.005		0.0013	<0.0010	<0.0010	<0.0010	<0.00050	<0.0010	<0.0010	<0.0010	<0.0010	<0.0010	<0.0010	<0.00050	<0.003	<0.0010	0.00059
Dissolved Cobalt (Co)	mg/L	0.0005		<0.00050	<0.00050	<0.00050	<0.00050	<0.00050	<0.00050	<0.00050	<0.00050	<0.00050	<0.00050	<0.00050	<0.00050	<0.0005	<0.00050	0.0003
Dissolved Copper (Cu)	mg/L	0.001		<0.0010	<0.0010	<0.0010	<0.0010	<0.0010	<0.0010	<0.0010	<0.0010	<0.0010	<0.0010	<0.0010	<0.0010	<0.002	<0.0010	<0.00010
Dissolved Iron (Fe)	mg/L	0.1		0.421	0.544	0.488	0.728	0.964	1.15	1.62	0.715	1.15	0.739	0.451	0.50	0.54	0.749	1.36
Dissolved Lead (Pb)	mg/L	0.0005		<0.0010	<0.0010	<0.0010	<0.0010	<0.0010	<0.0010	<0.0010	<0.0010	<0.0010	<0.0010	<0.0010	<0.00050	<0.001	<0.0010	0.000089
Dissolved Lithium (Li)	mg/L	0.005		<0.050	<0.050	<0.050	<0.050	-	<0.050	<0.050	<0.050	<0.050	<0.050	<0.050	<0.10	<0.005	<0.050	<0.0050
Dissolved Magnesium (Mg)	mg/L	0.05		3.35	1.06	2.11	2.95	1.28	2.13	3.21	3.37	2.13	2.90	2.82	3.77	3.73	2.86	2.27
Dissolved Manganese (Mn)	mg/L	0.002		0.130	0.0249	0.0406	0.0528	0.0237	0.0502	0.0961	0.0872	0.108	0.153	0.128	0.144	0.089	0.008	0.149
Dissolved Mercury (Hg)	mg/L	0.00005	0.0002	<0.00010	<0.00010	<0.000010	<0.000010	<0.000010	<0.000010	<0.000010	<0.000010	<0.000010	<0.000010	<0.000010	<0.000010	<0.0001	<0.000010	<0.000010
Dissolved Molybdenum (Mo)	mg/L	0.0005		<0.0010	<0.0010	<0.0010	<0.0010	<0.0010	<0.0010	<0.0010	<0.0010	<0.0010	<0.0010	<0.0010	<0.00050	<0.002	<0.0010	0.000234
Dissolved Nickel (Ni)	mg/L	0.001		<0.0020	<0.0020	<0.0020	<0.0020	<0.0020	<0.0020	<0.0020	<0.0020	<0.0020	<0.0020	<0.0020	<0.0010	<0.003	<0.0020	0.00033
Dissolved Phosphorus (P)	mg/L	0.05		-	-	-	-	<0.050	-	-	-	-	-	-	<0.050	-	-	-
Dissolved Potassium (K)	mg/L	0.2		0.71	0.55	0.58	0.78	<1.0	<0.50	0.73	0.66	<0.50	0.59	0.64	<1.0	0.8	0.57	0.57
Dissolved Rubidium (Rb)	mg/L	0.001		-	-	-	-	-	-	-	-	-	-	-	-	-	-	0.0014
Dissolved Selenium (Se)	mg/L	0.002		<0.0010	<0.0010	<0.0010	<0.0010	<0.00040	<0.0010	<0.0010	<0.0010	<0.0010	<0.0010	<0.0010	<0.00040	<0.004	<0.0010	<0.00010
Dissolved Silicon (Si)	mg/L	0.05		-	-	-	-	4.6	-	-	-	-	-	-	7.2	6.68	-	7.27
Dissolved Silver (Ag)	mg/L	0.0001		<0.00010	<0.00010	<0.00010	<0.00010	<0.00010	<0.00010	<0.00010	<0.00010	<0.00010	<0.00010	<0.00010	<0.00010	<0.0001	<0.00010	<0.000010
Dissolved Sodium (Na)	mg/L	0.1		1.97	1.01	1.46	1.83	1.00	1.40	1.93	1.80	1.45	1.73	1.56	2.01	1.98	1.75	1.55
Dissolved Strontium (Sr)	mg/L	0.001		0.0372	0.0133	0.0233	0.0335	0.0194	0.0275	0.0392	0.0364	0.0241	0.0306	0.0319	0.0375	0.0350	0.0342	0.0290
Dissolved Tellurium (Te)	mg/L	0.001		<0.0010	<0.0010	<0.0010	<0.0010	-	<0.0010	<0.0010	<0.0010	<0.0010	<0.0010	<0.0010	-	<0.05	<0.0010	<0.00060
Dissolved Thallium (Tl)	mg/L	0.00005		<0.00030	<0.00030	<0.00030	<0.00030	<0.00030	<0.00030	<0.00030	<0.00030	<0.00030	<0.00030	<0.00030	<0.00030	<0.0003	<0.00030	<0.000050
Dissolved Tin (Sn)	mg/L	0.001		<0.0010	<0.0010	<0.0010	<0.0010	<0.0010	<0.0010	<0.0010	<0.0010	<0.0010	<0.0010	<0.0010	<0.0010	<0.002	<0.0010	<0.00010
Dissolved Titanium (Ti)	mg/L	0.005		<0.0020	0.0023	<0.0020	<0.0020	0.0038	0.0025	<0.0020	<0.0020	0.0022	<0.0020	<0.0020	<0.0020	<0.002	<0.0020	0.00129
Dissolved Tungsten (W)	mg/L	0.001		<0.010	<0.010	<0.010	<0.010	<0.010	<0.010	<0.010	<0.010	<0.010	<0.010	<0.010	<0.010	<0.002	<0.010	-
Dissolved Uranium (U)	mg/L	0.0001		<0.0050	<0.0050	<0.0050	<0.0050	<0.0050	<0.0050	<0.0050	<0.0050	<0.0050	<0.0050	<0.0050	<0.0010	<0.002	<0.0050	0.000023
Dissolved Vanadium (V)	mg/L	0.0005		<0.0010	<0.0010	<0.0010	<0.0010	<0.0010	0.0012	<0.0010	<0.0010	<0.0010	<0.0010	<0.0010	0.00064	<0.002	<0.0010	0.00075
Dissolved Zinc (Zn)	mg/L	0.005		<0.0030	0.0066	0.0045	<0.0030	0.0037	<0.0030	<0.0030	<0.0030	0.0052	0.0045	<0.0030	<0.0030	0.0110	<0.0030	<0.0050
Dissolved Zirconium (Zr)	mg/L	0.001		<0.0010	<0.0010	<0.0010	<0.0010	<0.0040	<0.0010	<0.0010	<0.0010	<0.0010	<0.0010	<0.0010	<0.0040	-	<0.0010	<0.0050

**Notes:**  
 PWQO= Provincial Water Quality Objectives  
 All concentrations in mg/L unless otherwise stated  
 MDL= Reportable Detection Limit  
 \* Exceedence of PWQO Standards

At pH >5.5 to 6.5, no condition should be permitted which would increase the acid soluble inorganic aluminum concentration in clay-free samples to more than 10% above natural background concentrations for waters representative of that geological area of the Province that are unaffected by man-made inputs

**Italicized Values have detection limits above the PWQO**



Table 3.30: Total metals for SW10

Total Metals	2012																	2013			
	Parameter	Units	MDL	PWQO	Q1		Q2			Q3			Q4			Q1	Q2	Q3	Q4		
					Jan. 26	March (Apr 5)	April 27	May 15	June 20	July 19	Aug. 22	Sept. 17	Oct. 31	Nov. 27	Dec. 18	Jan 29	April 18	July 23	Oct 30		
Total Aluminum (Al)	mg/L	0.005		0.144	0.189	0.0688	0.0378	0.335	0.155	1.77	0.0431	0.104	0.0563	0.0221	0.030	0.032	0.0718	0.1050			
Total Antimony (Sb)	mg/L	0.0005	0.02	<0.00060	<0.00060	<0.00060	<0.00060	<0.0050	<0.00060	<0.00060	<0.00060	<0.00060	<0.00060	<0.00060	<0.00050	<0.003	<0.00060	<0.00010			
Total Arsenic (As)	mg/L	0.001	0.005	<0.0010	<0.0010	<0.0010	<0.0010	<0.0010	<0.0010	0.0021	<0.0010	<0.0010	<0.0010	<0.0010	<0.0010	<0.003	<0.0010	0.00061			
Total Barium (Ba)	mg/L	0.002		0.012	<0.010	<0.010	0.011	0.012	0.012	0.033	0.012	<0.010	0.011	0.011	0.0182	0.01	0.013	0.013			
Total Beryllium (Be)	mg/L	0.0005	0.011 - 1.1 <sup>a</sup>	<0.0010	<0.0010	<0.0010	<0.0010	<0.0010	<0.0010	<0.0010	<0.0010	<0.0010	<0.0010	<0.0010	<0.00050	<0.002	<0.0010	<0.00050			
Total Bismuth (Bi)	mg/L	0.001		<0.0010	<0.0010	<0.0010	<0.0010	0.0014	<0.0010	<0.0010	<0.0010	<0.0010	<0.0010	<0.0010	<0.0010	<0.001	<0.0010	<0.00050			
Total Boron (B)	mg/L	0.01	0.2	<0.050	<0.050	<0.050	<0.050	<0.050	<0.050	<0.050	<0.050	<0.050	<0.050	<0.050	<0.010	<0.01	<0.050	<0.010			
Total Cadmium (Cd)	mg/L	0.0001	0.0001 - 0.0005 <sup>b</sup>	<0.000017	<0.000017	<0.000017	<0.000017	<0.000090	<0.000017	0.000057	<0.000017	<0.000017	<0.000017	<0.000017	<0.000090	<0.0001	<0.000017	<0.000010			
Total Calcium (Ca)	mg/L	0.2		25.0	7.50	13.8	19.3	09.1	14.4	25.2	20.3	14.5	20.7	22.4	28.1	25.7	21.3	15.6			
Total Cesium (Ce)	mg/L	0.0001		-	-	-	-	-	-	-	-	-	-	-	-	-	-	<0.00010			
Total Chromium (Cr)	mg/L	0.005		<0.0010	<0.0010	<0.0010	<0.0010	0.00083	<0.0010	0.0048	<0.0010	<0.0010	<0.0010	<0.0010	0.00062	<0.003	<0.0010	0.00068			
Total Cobalt (Co)	mg/L	0.0005	0.0009	<0.00050	<0.00050	<0.00050	<0.00050	<0.00050	<0.00050	0.00162	<0.00050	<0.00050	<0.00050	<0.00050	<0.00050	<0.0005	<0.00050	0.00035			
Total Copper (Cu)	mg/L	0.001	0.005	<0.0010	<0.0010	<0.0010	<0.0010	<0.0010	<0.0010	0.0028	<0.0010	<0.0010	<0.0010	<0.0010	0.0014	<0.002	<0.0010	0.00028			
Total Iron (Fe)	mg/L	0.1	0.3	1.97	0.862	0.685	0.790	1.330	1.61	8.71	1.23	1.54	1.28	0.854	1.13	0.94	1.52	1.720			
Total Lead (Pb)	mg/L	0.0005	0.001 - 0.005 <sup>c</sup>	<0.0010	<0.0010	<0.0010	<0.0010	<0.0010	<0.0010	0.0011	<0.0010	<0.0010	<0.0010	<0.0010	<0.00050	<0.001	<0.0010	0.000087			
Total Lithium (Li)	mg/L	0.005		<0.050	<0.050	<0.050	<0.050		<0.050	<0.050	<0.050	<0.050	<0.050	<0.050	<0.10	<0.005	<0.050	<0.0050			
Total Magnesium (Mg)	mg/L	0.05		3.60	0.905	2.19	2.84	1.24	2.04	3.68	3.03	2.13	2.83	3.04	3.91	3.88	2.73	2.35			
Total Manganese (Mn)	mg/L	0.002		0.164	0.0302	0.0413	0.0463	0.0300	0.0507	0.261	0.0894	0.123	0.171	0.145	0.173	0.121	0.045	0.153			
Total Mercury (Hg)	mg/L	0.00005		<0.00010	<0.00010	<0.000010	<0.000010	<0.000010	<0.000010	<0.000010	<0.000010	<0.000010	<0.000010	<0.000010	<0.000010	<0.00001	<0.000010	<0.000010			
Total Molybdenum (Mo)	mg/L	0.0005	0.04	<0.0010	<0.0010	<0.0010	<0.0010	<0.0010	<0.0010	<0.0010	<0.0010	<0.0010	<0.0010	<0.0010	<0.00050	<0.002	<0.0010	0.000196			
Total Nickel (Ni)	mg/L	0.001	0.025	<0.0020	<0.0020	<0.0020	<0.0020	<0.0020	<0.0020	0.0022	<0.0020	<0.0020	<0.0020	<0.0020	0.0011	<0.003	<0.0020	0.00036			
Total Phosphorus (P)	mg/L	0.05		-	-	-	-	-	-	-	-	-	-	-	<0.050	-	-	-			
Total Potassium (K)	mg/L	0.2		0.78	<0.50	0.55	0.71	<1.0	<0.50	0.88	0.67	<0.50	0.65	0.66	<1.0	1.18	0.58	0.59			
Total Rubidium (Rb)	mg/L	0.001		-	-	-	-	-	-	-	-	-	-	-	-	-	-	0.00			
Total Selenium (Se)	mg/L	0.002	0.1	<0.0010	<0.0010	<0.0010	<0.0010	<0.00040	<0.0010	<0.0010	<0.0010	<0.0010	<0.0010	<0.0010	<0.00040	<0.004	<0.0010	<0.00010			
Total Silicon (Si)	mg/L	0.05		-	-	-	-	3.9	-	-	-	-	-	-	7.7	6.7	-	6.59			
Total Silver (Ag)	mg/L	0.0001	0.0001	<0.00010	<0.00010	<0.00010	<0.00010	<0.00010	<0.00010	<0.00010	<0.00010	<0.00010	<0.00010	<0.00010	<0.00010	<0.0001	<0.00010	<0.000010			
Total Sodium (Na)	mg/L	0.1		2.06	1.00	1.48	1.76	0.96	1.36	1.93	1.58	1.43	1.75	1.77	2.15	2.25	1.65	1.48			
Total Strontium (Sr)	mg/L	0.001		0.0382	0.0119	0.0241	0.0328	0.0206	0.0284	0.0449	0.0340	0.0254	0.0329	0.0346	0.0436	0.0420	0.0366	0.0276			
Total Tellurium (Te)	mg/L	0.001		<0.0010	<0.0010	<0.0010	<0.0010	-	<0.0010	<0.0010	<0.0010	<0.0010	<0.0010	<0.0010	-	0.07	<0.0010	<0.00060			
Total Thallium (Tl)	mg/L	0.00005	0.0003	<0.00030	<0.00030	<0.00030	<0.00030	<0.00030	<0.00030	<0.00030	<0.00030	<0.00030	<0.00030	<0.00030	<0.00030	<0.0003	<0.00030	<0.000050			
Total Tin (Sn)	mg/L	0.001		<0.0010	<0.0010	<0.0010	<0.0010	<0.0010	<0.0010	<0.0010	<0.0010	<0.0010	<0.0010	<0.0010	<0.0010	<0.002	<0.0010	<0.00010			
Total Titanium (Ti)	mg/L	0.005		0.0089	0.0049	<0.0020	<0.0020	0.0059	0.0035	0.0921	0.0021	0.0030	0.0026	<0.0020	<0.0020	<0.002	0.0026	0.00359			
Total Tungsten (W)	mg/L	0.001	0.03	<0.010	<0.010	<0.010	<0.010	<0.010	<0.010	<0.010	<0.010	<0.010	<0.010	<0.010	<0.010	<0.002	<0.010	-			
Total Uranium (U)	mg/L	0.0001	0.005	<0.0050	<0.0050	<0.0050	<0.0050	<0.0050	<0.0050	<0.0050	<0.0050	<0.0050	<0.0050	<0.0050	<0.0010	<0.001	<0.0050	0.000029			
Total Vanadium (V)	mg/L	0.0005	0.006	0.0014	<0.0010	<0.0010	<0.0010	0.0011	0.0014	0.0096	<0.0010	0.0011	<0.0010	<0.0010	0.0009	<0.002	<0.0010	0.00119			
Total Zinc (Zn)	mg/L	0.005	0.02	0.0042	<0.0030	<0.0030	0.0038	0.0051	<0.0030	0.0146	<0.0030	<0.0030	0.0039	<0.0030	<0.0030	<0.005	<0.0030	<0.0050			
Total Zirconium (Zr)	mg/L	0.001		<0.0010	<0.0010	<0.0010	<0.0010	0.0058	<0.0010	<0.0010	<0.0010	<0.0010	<0.0010	<0.0010	<0.0040	-	<0.0010	<0.0050			

Notes:  
**PWQO= Provincial Water Quality Objectives**  
 All cocentrations in mg/L unless otherwise stated  
 MDL= Reportable Detection Limit  
 \* Exceedence of PWQO Standards  
<sup>a</sup>Criteria is 0.011mg/L if Hardness as CaCO<sub>3</sub> is = 75mg/L  
 Criteria is 1.1 mg/L if the sample hardness is >75mg/L  
<sup>b</sup> Criteria is 0.0001mg/L if the the sample hardness is = 0-100 mg/L  
 Criteria is 0.0005 mg/L if the sample hardness is >100 mg/L  
<sup>c</sup>The criteria will be 0.001 mg/L if the sample hardness is 30mg/L  
 The criteria will be 0.003 mg/L if the sample hardness is = 30-80mg/L  
 The criteria will be 0.005 µg/L if the sample hardness is = >30-80mg/L  
**Italised Values have detection limits above the PWQO**



**Table 3.31: Inorganics for SW11**

Inorganics				2012							2013	
Parameter	Units	MDL	PWQO	Q2			Q3		Q4		Q2	Q4
				April 27	May 15	June 20	July 19	Aug. 22	Nov. 28	Dec. 19	April 18	Oct 30
Alkalinity (Total as CaCO <sub>3</sub> )	mg/L	1		6	10.2	<5.0	<5.0	9.4	12.2	20.3	<5	<5.0
Conductivity	umho/cm	1		37.4	42	32.7	33.1	36.1	35.2	60.8	100	30.1
Dissolved Chloride (Cl)	mg/L	1		0.38	0.44	<0.10	0.11	0.16	<2.0	1.44	7.26	0.5
Dissolved Sulphate (SO <sub>4</sub> )	mg/L	1		3.47	1.72	0.38	<0.30	<0.30	<2.0	2.29	8.32	0.30
Hardness (CaCO <sub>3</sub> )	mg/L	1.0		16.5	24.4	18	18.9	25.3	19.3	27.1	38.8	15.5
Nitrate (N)	mg/L	0.1		0.04	<0.030	0.087	<0.030	<0.030	0.12	0.1	0.49	0.063
Nitrite (N)	mg/L	0.01		<0.020	<0.020	<0.020	<0.020	<0.020	<0.10	<0.020	<0.05	<0.020
pH	pH		6.5-8.5	5.76	6.36	5.2	5.06	5.94	5.63	6.46	6.61	5.36
Total Ammonia-N	mg/L	0.05		<0.020	0.02	<0.020	<0.020	0.032	<0.020	0.108	0.26	<0.020
Total Phosphorus	mg/L	0.002	a	0.0312	0.0231	0.0142	0.0158	0.0255	0.0204	0.0454	0.1	0.0245
Total Suspended Solids	mg/L	1		36.2	9.2	8.6	2.4	31.9	<2.0	88.4	<10	<2.0
Acidity (as CaCO <sub>3</sub> )	mg/L	2		9.6	5.2	14.6	16	13.6	12.2	20	<5	16
Oil and Grease	mg/L	2		-	<2.0	<2.0	<2.0	<2.0	<2.0	<2.0	<0.5	<2.0
Cyanide, Weak Acid Diss	mg/L	0.002		<0.0020	<0.0020	<0.0020	<0.0020	<0.0020	<0.0020	<0.0020	-	<0.0050
Cyanide, Total	mg/L	0.002		<0.0020	0.0066	0.0066	<0.0020	<0.0020	<0.0020	<0.0020	<0.002	<0.0020
Cyanide, Free	mg/L	0.002	0.005	<0.0050	<0.0050	<0.0050	<0.0050	<0.0050	<0.0050	<0.0050	<0.002	<0.0050

**Notes:**

**PWQO= Provincial Water Quality Objectives**

**All concentrations in mg/L unless otherwise stated**

MDL= Reportable Detection Limit

\* Exceedence of PWQO Standards

for the ice-free period should not exceed 0.02 mg/L; a high level of protection against aesthetic deterioration will be provided by a total phosphorus concentration for the ice-free period of 0.01 mg/L or less. This should apply to all lakes naturally below this value; Excessive plant growth in rivers and streams should be eliminated at a total phosphorus concentration below 0.03 mg/L.

**Italized Values have detection limits above the PWQO**

**Table 3.32: Dissolved metals for SW11**

Dissolved Metals	2012												2013	
	Parameter	Units	MDL	PWQO	Q2			Q3		Q4		Q2	Q4	
					April 27	May 15	June 20	July 19	Aug. 22	Nov. 28	Dec. 19	April 18	Oct 30	
Dissolved Aluminum (Al)	mg/L	0.005		0.309	0.487	0.546	0.511	0.483	0.421	0.354	0.349	0.350		
Dissolved Antimony (Sb)	mg/L	0.0005		<0.00060	<0.00060	<0.00050	<0.00060	<0.00060	<0.00060	<0.00060	<0.00060	<0.00010		
Dissolved Arsenic (As)	mg/L	0.001		<0.0010	0.0011	0.0010	0.0012	<0.010	<0.0010	<0.0010	<0.003	0.0009		
Dissolved Barium (Ba)	mg/L	0.002		<0.010	<0.010	<0.010	<0.010	<0.10	<0.010	<0.010	0.012	0.00672		
Dissolved Beryllium (Be)	mg/L	0.0005		<0.0010	<0.0010	<0.0010	<0.0010	<0.010	<0.0010	<0.0010	<0.002	<0.00050		
Dissolved Bismuth (Bi)	mg/L	0.001		<0.0010	<0.0010	<0.0010	<0.0010	<0.010	<0.0010	<0.0010	<0.001	<0.000050		
Dissolved Boron (B)	mg/L	0.01		<0.050	<0.050	<0.050	<0.050	<0.50	<0.050	<0.050	<0.01	<0.010		
Dissolved Cadmium (Cd)	mg/L	0.0001		0.000027	0.000032	<0.000090	0.00004	<0.00017	0.000028	0.000030	<0.0001	0.000026		
Dissolved Calcium (Ca)	mg/L	0.2		4.88	7.29	5.17	05.9	7.9	5.52	7.62	11.40	4.41		
Dissolved Cesium (Ce)	mg/L	0.0001		-	-	-	-	-	-	-	-	<0.00010		
Dissolved Chromium (Cr)	mg/L	0.005		<0.0010	0.0014	<0.00050	0.0011	<0.010	<0.0010	<0.0010	<0.003	0.00093		
Dissolved Cobalt (Co)	mg/L	0.0005		<0.00050	<0.00050	<0.00050	0.00059	<0.0050	<0.00050	0.00059	0.00080	0.00043		
Dissolved Copper (Cu)	mg/L	0.001		<0.0010	0.0011	<0.0010	<0.0010	<0.010	<0.0010	<0.0010	0.003	0.00013		
Dissolved Iron (Fe)	mg/L	0.1		0.626	0.881	1.25	1.720	1.79	1.26	1.54	1.58	1.47		
Dissolved Lead (Pb)	mg/L	0.0005		<0.0010	<0.0010	<0.0010	<0.0010	<0.010	<0.0010	<0.0010	<0.001	0.000433		
Dissolved Lithium (Li)	mg/L	0.005		<0.050	<0.050		<0.050	<0.50	<0.050	<0.050	<0.005	<0.0050		
Dissolved Magnesium (Mg)	mg/L	0.05		1.04	1.50	1.13	1.17	1.34	1.34	1.95	2.51	1.09		
Dissolved Manganese (Mn)	mg/L	0.002		0.0325	0.0297	0.0309	0.0496	0.053	0.0382	0.0627	0.0830	0.0389		
Dissolved Mercury (Hg)	mg/L	0.00005	0.0002	<0.000010	<0.000010	<0.000010	<0.000010	<0.000010	<0.000010	<0.000010	<0.0001	<0.000010		
Dissolved Molybdenum (Mo)	mg/L	0.0005		<0.0010	<0.0010	<0.0010	<0.0010	<0.010	<0.0010	<0.0010	<0.002	<0.000050		
Dissolved Nickel (Ni)	mg/L	0.001		<0.0020	<0.0020	<0.0020	<0.0020	<0.020	<0.0020	<0.0020	<0.003	0.0009		
Dissolved Phosphorus (P)	mg/L	0.05		-	-	<0.050	-	-	-	-	-	-		
Dissolved Potassium (K)	mg/L	0.2		<0.50	<0.50	<1.0	<0.50	<5.0	<0.50	<0.50	1.67	0.086		
Dissolved Rubidium (Rb)	mg/L	0.001		-	-	-	-	-	-	-	-	<0.0010		
Dissolved Selenium (Se)	mg/L	0.002		<0.0010	<0.0010	0.00054	<0.0010	<0.010	<0.0010	<0.0010	<0.004	0.00017		
Dissolved Silicon (Si)	mg/L	0.05		-	-	3.8	-	-	-	-	10.2	7.1		
Dissolved Silver (Ag)	mg/L	0.0001		<0.00010	<0.00010	<0.00010	<0.00010	<0.0010	<0.00010	<0.00010	<0.0001	<0.000010		
Dissolved Sodium (Na)	mg/L	0.1		1.01	1.32	0.93	0.99	1.1	1.26	1.57	3.32	1.10		
Dissolved Strontium (Sr)	mg/L	0.001		0.0110	0.0153	0.0133	0.0161	0.016	0.0127	0.0173	0.0300	0.0117		
Dissolved Tellurium (Te)	mg/L	0.001		<0.0010	<0.0010	-	<0.0010	<0.010	<0.0010	<0.0010	<0.05	<0.00060		
Dissolved Thallium (Tl)	mg/L	0.00005		<0.00030	<0.00030	<0.00030	<0.00030	<0.0030	<0.00030	<0.00030	<0.0003	<0.000050		
Dissolved Tin (Sn)	mg/L	0.001		<0.0010	<0.0010	<0.0010	<0.0010	<0.010	<0.0010	<0.0010	<0.002	0.00011		
Dissolved Titanium (Ti)	mg/L	0.005		0.0050	0.0096	0.0091	0.0108	<0.020	0.0092	0.0102	0.0130	0.0077		
Dissolved Tungsten (W)	mg/L	0.001		<0.010	<0.010	<0.010	<0.010	<0.10	<0.010	<0.010	<0.002	-		
Dissolved Uranium (U)	mg/L	0.0001		<0.0050	<0.0050	<0.0050	<0.0050	<0.050	<0.0050	<0.0050	<0.002	0.00002		
Dissolved Vanadium (V)	mg/L	0.0005		<0.0010	0.0013	<0.0010	0.0013	<0.010	<0.0010	<0.0010	<0.002	0.00064		
Dissolved Zinc (Zn)	mg/L	0.005		0.0108	0.0126	0.0087	0.0096	<0.030	0.0041	0.0048	0.0090	0.0051		
Dissolved Zirconium (Zr)	mg/L	0.001		<0.0010	<0.0010	<0.0040	<0.0010	<0.010	<0.0010	<0.0010	-	<0.0050		

**Notes:**

**PWQO= Provincial Water Quality Objectives**

**All concentrations in mg/L unless otherwise stated**

MDL= Reportable Detection Limit

**\* Exceedence of PWQO Standards**

At pH >5.5 to 6.5, no condition should be permitted which would increase the acid soluble inorganic aluminum concentration in clay-free samples to more than 10% above natural background concentrations for waters representative of that geological area of the Province that are unaffected by man-made inputs

**Italized Values have detection limits above the PWQO**

**Table 3.33: Total metals for SW11**

Total Metals	2012											2013	
	Parameter	Units	MDL	PWQO	Q2			Q3		Q4		Q2	Q4
					April 27	May 15	June 20	July 19	Aug. 22	Nov. 28	Dec. 19	April 18	Oct 30
Total Aluminum (Al)	mg/L	0.005		1.21	0.654	0.885	0.5390	0.933	0.449	0.740	0.384	0.350	
Total Antimony (Sb)	mg/L	0.0005	0.02	<0.00060	<0.00060	<0.0050	<0.00060	<0.00060	<0.00060	<0.00060	<0.003	<0.00010	
Total Arsenic (As)	mg/L	0.001	0.005	<0.0010	0.0011	0.0011	0.0014	0.0015	<0.0010	<0.0010	<0.003	0.0010	
Total Barium (Ba)	mg/L	0.002		0.013	<0.010	0.011	<0.010	0.013	<0.010	0.011	0.011	0.007	
Total Beryllium (Be)	mg/L	0.0005	0.011 - 1.1 <sup>a</sup>	<0.0010	<0.0010	<0.0010	<0.0010	<0.0010	<0.0010	<0.0010	<0.002	<0.00050	
Total Bismuth (Bi)	mg/L	0.001		<0.0010	<0.0010	<0.0010	<0.0010	<0.0010	<0.0010	<0.0010	<0.001	<0.000050	
Total Boron (B)	mg/L	0.01	0.2	<0.050	<0.050	<0.050	<0.050	<0.050	<0.050	<0.050	<0.01	<0.010	
Total Cadmium (Cd)	mg/L	0.0001	0.0001 - 0.0005 <sup>b</sup>	0.000031	0.000050	<0.000090	0.000036	0.000034	0.000030	0.000038	<0.0001	0.000027	
Total Calcium (Ca)	mg/L	0.2		5.27	6.62	5.36	05.9	7.39	5.73	8.86	16.30	4.50	
Total Cesium (Ce)	mg/L	0.0001		-	-	-	-	-	-	-	-	<0.00010	
Total Chromium (Cr)	mg/L	0.005		0.0024	0.0016	0.00162	0.0013	0.0021	<0.0010	0.0014	<0.003	0.00101	
Total Cobalt (Co)	mg/L	0.0005	0.0009	0.00073	<0.00050	0.00061	0.00058	0.00087	<0.00050	0.00074	0.00110	0.00043	
Total Copper (Cu)	mg/L	0.001	0.005	0.0020	0.0015	0.0013	<0.0010	0.0014	<0.0010	<0.0010	0.002	0.0003	
Total Iron (Fe)	mg/L	0.1	0.3	1.50	1.17	1.84	1.870	2.82	1.48	2.02	1.70	1.49	
Total Lead (Pb)	mg/L	0.0005	0.001 - 0.005 <sup>c</sup>	<0.0010	<0.0010	<0.0010	<0.0010	<0.0010	<0.0010	<0.0010	<0.001	0.000543	
Total Lithium (Li)	mg/L	0.005		<0.050	<0.050		<0.050	<0.050	<0.050	<0.050	<0.005	<0.0050	
Total Magnesium (Mg)	mg/L	0.05		1.54	1.52	1.22	1.18	1.62	1.28	2.13	2.96	0.97	
Total Manganese (Mn)	mg/L	0.002		0.0437	0.0328	0.0367	0.0472	0.0585	0.0411	0.0693	0.1290	0.0371	
Total Mercury (Hg)	mg/L	0.00005		<0.000010	<0.000010	<0.000010	<0.000010	<0.000010	<0.000010	<0.000010	<0.0001	<0.000010	
Total Molybdenum (Mo)	mg/L	0.0005	0.04	<0.0010	<0.0010	<0.0010	<0.0010	<0.0010	<0.0010	<0.0010	<0.002	<0.000050	
Total Nickel (Ni)	mg/L	0.001	0.025	<0.0020	<0.0020	<0.0020	<0.0020	0.0021	<0.0020	<0.0020	<0.003	0.0009	
Total Phosphorus (P)	mg/L	0.05		-	-	-	-	-	-	-	-	-	
Total Potassium (K)	mg/L	0.2		<0.50	<0.50	<1.0	<0.50	<0.50	<0.50	<0.50	4.44	0.075	
Total Rubidium (Rb)	mg/L	0.001		-	-	-	-	-	-	-	-	<0.0010	
Total Selenium (Se)	mg/L	0.002	0.1	<0.0010	<0.0010	<0.00040	<0.0010	<0.0010	<0.0010	<0.0010	<0.004	0.00013	
Total Silicon (Si)	mg/L	0.05		-	-	4.1	-	-	-	-	10.2	6.5	
Total Silver (Ag)	mg/L	0.0001	0.0001	<0.00010	<0.00010	<0.00010	<0.00010	<0.00010	<0.00010	<0.00010	<0.0001	<0.000010	
Total Sodium (Na)	mg/L	0.1		1.09	1.24	0.88	0.95	0.98	1.17	1.70	3.43	1.04	
Total Strontium (Sr)	mg/L	0.001		0.0134	0.0155	0.0150	0.0156	0.0175	0.0141	0.0192	0.0390	0.0114	
Total Tellurium (Te)	mg/L	0.001		<0.0010	<0.0010	-	<0.0010	<0.0010	<0.0010	<0.0010	<0.05	<0.00060	
Total Thallium (Tl)	mg/L	0.00005	0.0003	<0.00030	<0.00030	<0.00030	<0.00030	<0.00030	<0.00030	<0.00030	<0.0003	<0.000050	
Total Tin (Sn)	mg/L	0.001		<0.0010	<0.0010	<0.0010	<0.0010	<0.0010	<0.0010	<0.0010	0.003	<0.00010	
Total Titanium (Ti)	mg/L	0.005		0.0433	0.0175	0.0312	0.013	0.0344	0.0121	0.0266	0.0130	0.0084	
Total Tungsten (W)	mg/L	0.001	0.03	<0.010	<0.010	<0.010	<0.010	<0.010	<0.010	<0.010	<0.002	-	
Total Uranium (U)	mg/L	0.0001	0.005	<0.0050	<0.0050	<0.0050	<0.0050	<0.0050	<0.0050	<0.0050	<0.001	0.000021	
Total Vanadium (V)	mg/L	0.0005	0.006	0.0025	0.0015	0.0017	0.0012	0.0021	<0.0010	0.0016	<0.002	0.0009	
Total Zinc (Zn)	mg/L	0.005	0.02	0.0053	0.0070	0.0060	0.0051	0.0072	0.0064	0.0083	0.0510	0.0059	
Total Zirconium (Zr)	mg/L	0.001		<0.0010	<0.0010	<0.0040	<0.0010	<0.0010	<0.0010	<0.0010	-	<0.0050	

**Notes:**

**PWQO= Provincial Water Quality Objectives**

**All concentrations in mg/L unless otherwise stated**

MDL= Reportable Detection Limit

**\* Exceedence of PWQO Standards**

<sup>a</sup> Criteria is 0.011mg/L if Hardness as CaCO<sub>3</sub> is = 75mg/L

Criteria is 1.1 mg/L if the sample hardness is >75mg/L

<sup>b</sup> Criteria is 0.0001mg/L if the the sample hardness is = 0-100 mg/L

Criteria is 0.0005 mg/L if the sample hardness is >100 mg/L

<sup>c</sup> The criteria will be 0.001 mg/L if the sample hardness is 30mg/L

The criteria will be 0.003 mg/L if the sample hardness is = 30-80mg/L

The criteria will be 0.005 µg/L if the sample hardness is = >30-80mg/L

**Italized Values have detection limits above the PWQO**

**Table 3.34: Inorganics for TL1A**

Inorganics				2012										2013					
Parameter	Units	MDL	PWQO	Q1	Q2				Q3			Q4			Q1	Q2	Q3	Q4	
				March (Apr 4)	April 26	April 26 Duplicate	May 15	June 20	July 19	Aug. 22	Sept. 17	Oct. 31	Nov. 27	Dec. 18	Jan 29	Jan 29 Duplicate	April 17	July 23	Oct 30
Alkalinity (Total as CaCO <sub>3</sub> )	mg/L	1		10.7	13.7	13.7	22.3	22.3	40.9	61.1	62.9	20.2	27.3	42.8	56.4	57.2	56	53.3	27.3
Conductivity	umho/cm	1		43.2	46.3	45	58.6	55.6	86.7	123	131	54	70.3	102	135	136	121	111	57.1
Dissolved Chloride (Cl)	mg/L	1		0.44	0.44	0.43	0.26	0.19	0.32	0.15	0.15	0.87	<2.0	1.56	3.1	2.68	1.87	0.41	0.71
Dissolved Sulphate (SO <sub>4</sub> )	mg/L	1		3.6	2.94	2.88	1.54	0.44	1.23	<0.30	<0.30	1.78	2.2	1.77	5.58	4.57	2.28	<0.30	<0.30
Hardness (CaCO <sub>3</sub> )	mg/L	1.0		17.6	19.5	19.3	27	31	49.6	65.1	64.8	26.5	34.1	40.2	75	71	59.9	59.7	27.3
Nitrate (N)	mg/L	0.1		0.109	<0.030	<0.030	<0.030	<0.030	<0.030	<0.030	<0.030	0.07	<0.10	0.053	0.056	<0.030	0.08	<0.030	0.043
Nitrite (N)	mg/L	0.01		<0.020	<0.020	<0.020	<0.020	<0.020	<0.020	<0.020	<0.020	<0.020	<0.10	<0.020	<0.020	<0.020	<0.05	<0.020	<0.020
pH	pH		6.5-8.5	6.69	6.74	6.8	7.07	6.74	7.03	7.08	7.16	6.70	6.70	6.76	6.77	6.83	7.16	6.99	7.06
Total Ammonia-N	mg/L	0.05		<0.020	<0.020	<0.020	0.027	<0.020	0.089	0.085	0.081	<0.020	0.029	0.23	0.552	0.545	0.36	0.185	0.044
Total Phosphorus	mg/L	0.002	a	0.0518	0.0079	0.0074	0.0094	0.0366	0.0064	0.0128	0.0055	0.024	0.0265	0.0306	0.0636	0.0574	0.06	0.0208	0.0194
Total Suspended Solids	mg/L	1		8	3.3	<2.0	<2.0	5.3	3.7	10.2	4.6	5.7	2.2	5.2	12	11.7	<10	2.9	8
Acidity (as CaCO <sub>3</sub> )	mg/L	2		5	4.8	5.2	2.2	4.8	5.8	12	6.8	5.4	5.4	10.4	22.4	21	<5	6	7
Oil and Grease	mg/L	2		<2.0	<2.0	<2.0	<2.0	<2.0	<2.0	<2.0	<2.0	<2.0	<2.0	<2.0	<2.0	<2.0	-	<2.0	<2.0
Cyanide, Weak Acid Diss	mg/L	0.002		<0.0020	<0.0020	<0.0020	<0.0020	<0.0020	<0.0020	<0.0020	<0.0020	<0.0020	<0.0020	<0.0020	<0.0020	<0.0020	-	<0.0020	<0.0020
Cyanide, Total	mg/L	0.002		<0.0020	<0.0020	<0.0020	<0.0020	0.0065	<0.0020	<0.0020	<0.0020	<0.0020	<0.0020	<0.0020	<0.0020	<0.0020	<0.002	<0.0020	<0.0020
Cyanide, Free	mg/L	0.002	0.005	<0.0050	<0.0050	<0.0050	<0.0050	<0.0050	<0.0050	<0.0050	<0.0050	<0.0050	<0.0050	<0.0050	<0.0050	<0.0050	<0.002	<0.0050	<0.0050

**Notes:**

**PWQO= Provincial Water Quality Objectives**

**All concentrations in mg/L unless otherwise stated**

MDL= Reportable Detection Limit

**\* Exceedence of PWQO Standards**

for the ice-free period should not exceed 0.02 mg/L; a high level of protection against aesthetic deterioration will be provided by a total phosphorus concentration for the ice-free period of 0.01 mg/L or less. This should apply to all lakes naturally below this value; Excessive plant growth in rivers and streams should be eliminated at a total phosphorus concentration below 0.03 mg/L.

**Italised Values have detection limits above the PWQO**

**Table 3.35: Dissolved metals for TL1A**

Dissolved Metals				2012												2013			
Parameter	Units	MDL	PWQO	Q1	Q2				Q3			Q4			Q1	Q2	Q3	Q4	
				March (Apr 4)	April 26 Duplicate	May 15	June 20	July 19	Aug. 22	Sept. 17	Oct. 31	Nov. 27	Dec. 18	Jan 29 Duplicate	April 17	July 23	Oct 30		
Dissolved Aluminum (Al)	mg/L	0.005		0.128	0.0850	0.0825	0.0696	0.187	0.0611	0.0479	0.0175	0.110	0.111	0.0950	0.176	0.183	0.042	0.055	0.0580
Dissolved Antimony (Sb)	mg/L	0.0005		<0.00060	<0.00060	<0.00060	<0.00060	<0.0050	<0.00060	<0.00060	<0.00060	<0.00060	<0.00060	<0.00060	<0.00050	<0.00050	<0.003	<0.00060	<0.00010
Dissolved Arsenic (As)	mg/L	0.001		<0.0010	<0.0010	<0.0010	<0.0010	<0.0010	<0.0010	0.0010	<0.0010	<0.0010	<0.0010	<0.0010	0.0011	0.0011	<0.003	<0.0010	0.0005
Dissolved Barium (Ba)	mg/L	0.002		<0.010	<0.010	<0.010	<0.010	<0.010	0.012	0.014	<0.010	<0.010	<0.010	0.011	0.02	0.0199	0.013	0.014	0.007
Dissolved Beryllium (Be)	mg/L	0.0005		<0.0010	<0.0010	<0.0010	<0.0010	<0.0010	<0.0010	<0.0010	<0.0010	<0.0010	<0.0010	<0.0010	<0.00050	<0.00050	<0.002	<0.0010	<0.00050
Dissolved Bismuth (Bi)	mg/L	0.001		<0.0010	<0.0010	<0.0010	<0.0010	<0.0010	<0.0010	<0.0010	<0.0010	<0.0010	<0.0010	<0.0010	<0.0010	<0.0010	<0.001	<0.0010	<0.000050
Dissolved Boron (B)	mg/L	0.01		<0.050	<0.050	<0.050	<0.050	<0.050	<0.050	<0.050	<0.050	<0.050	<0.050	<0.050	<0.010	<0.010	<0.01	<0.050	<0.010
Dissolved Cadmium (Cd)	mg/L	0.0001		<0.000017	0.000037	<0.000017	<0.000017	<0.000090	<0.000017	<0.000017	<0.000017	<0.000017	<0.000017	<0.000017	<0.000090	<0.000090	<0.0001	<0.000017	<0.000010
Dissolved Calcium (Ca)	mg/L	0.2		4.98	05.38	05.45	07.67	08.81	14.30	19.10	18.40	07.52	09.72	11.10	19.50	19.20	16.60	17.20	07.82
Dissolved Cesium (Cs)	mg/L	0.0001		-	-	-	-	-	-	-	-	-	-	-	-	-	-	-	<0.00010
Dissolved Chromium (Cr)	mg/L	0.005		<0.0010	<0.0010	<0.0010	<0.0010	<0.00050	<0.0010	<0.0010	<0.0010	<0.0010	<0.0010	<0.0010	<0.00050	<0.00050	<0.003	<0.0010	0.0003
Dissolved Cobalt (Co)	mg/L	0.0005		<0.00050	<0.00050	<0.00050	<0.00050	0.00051	0.00272	0.00407	0.00217	<0.00050	<0.00050	0.00296	0.00593	0.00601	0.0026	0.00458	0.0008
Dissolved Copper (Cu)	mg/L	0.001		0.0014	0.0011	<0.0010	<0.0010	<0.0010	<0.0010	<0.0010	<0.0010	<0.0010	<0.0010	<0.0010	<0.0010	0.0011	<0.002	0.0011	0.00021
Dissolved Iron (Fe)	mg/L	0.1		0.231	0.170	0.094	0.159	0.740	1.640	2.98	0.849	0.818	1.19	2.510	6.670	6.640	2.690	1.79	1.640
Dissolved Lead (Pb)	mg/L	0.0005		<0.0010	<0.0010	<0.0010	<0.0010	<0.0010	<0.0010	<0.0010	<0.0010	<0.0010	<0.0010	<0.0010	<0.00050	<0.00050	<0.001	<0.0010	0.000052
Dissolved Lithium (Li)	mg/L	0.005		<0.050	<0.050	<0.050	<0.050		<0.050	<0.050	<0.050	<0.050	<0.050	<0.050	<0.10	<0.10	<0.005	<0.050	<0.0050
Dissolved Magnesium (Mg)	mg/L	0.05		1.25	1.47	1.37	1.91	2.14	3.38	4.25	4.61	1.87	2.39	3.05	4.60	4.65	4.49	4.10	1.86
Dissolved Manganese (Mn)	mg/L	0.002		0.0076	0.0253	0.0246	0.0561	0.116	1.0600	1.84	1.26	0.0359	0.0950	0.848	1.76	1.76	0.86	1.83	0.235
Dissolved Mercury (Hg)	mg/L	0.00005	0.0002	<0.00010	<0.000010	<0.000010	<0.000010	<0.000010	<0.000010	<0.000010	<0.000010	<0.000010	<0.000010	<0.000010	<0.000010	<0.000010	<0.0001	<0.000010	<0.000010
Dissolved Molybdenum (Mo)	mg/L	0.0005		<0.0010	<0.0010	<0.0010	<0.0010	<0.0010	<0.0010	<0.0010	<0.0010	<0.0010	<0.0010	<0.0010	<0.00050	<0.00050	<0.002	<0.0010	0.000058
Dissolved Nickel (Ni)	mg/L	0.001		<0.0020	<0.0020	<0.0020	<0.0020	<0.0020	<0.0020	<0.0020	<0.0020	<0.0020	<0.0020	<0.0020	0.0012	0.0012	<0.003	<0.0020	0.00052
Dissolved Phosphorus (P)	mg/L	0.05		-	-	-	-	<0.050	-	-	-	-	-	-	<0.050	<0.050	-	-	-
Dissolved Potassium (K)	mg/L	0.2		0.53	0.52	<0.50	<0.50	<1.0	<0.50	<0.50	<0.50	<0.50	<0.50	0.66	<1.0	<1.0	1.23	<0.50	0.34
Dissolved Rubidium (Rb)	mg/L	0.001		-	-	-	-	-	-	-	-	-	-	-	-	-	-	-	0.00110
Dissolved Selenium (Se)	mg/L	0.002		<0.0010	<0.0010	<0.0010	<0.0010	<0.00040	<0.0010	<0.0010	<0.0010	<0.0010	<0.0010	<0.0010	<0.00040	<0.00040	<0.004	<0.0010	<0.00010
Dissolved Silicon (Si)	mg/L	0.05		-	-	-	-	3.5	-	-	-	-	-	-	7.4	7.5	6.35	-	4.25
Dissolved Silver (Ag)	mg/L	0.0001		<0.00010	<0.00010	<0.00010	<0.00010	<0.00010	<0.00010	<0.00010	<0.00010	<0.00010	<0.00010	<0.00010	<0.00010	<0.00010	<0.0001	<0.00010	<0.000010
Dissolved Sodium (Na)	mg/L	0.1		0.96	1.16	1.07	1.36	1.05	1.22	1.34	1.42	1.19	1.40	1.75	2.34	2.35	2.35	1.28	1.19
Dissolved Strontium (Sr)	mg/L	0.001		0.0105	0.0122	0.0121	0.0175	0.0216	0.0335	0.0453	0.0412	0.0160	0.0213	0.0275	0.0407	0.0410	0.0390	0.0387	0.0172
Dissolved Tellurium (Te)	mg/L	0.001		<0.0010	<0.0010	<0.0010	<0.0010	-	<0.0010	<0.0010	<0.0010	<0.0010	<0.0010	<0.0010	-	-	<0.05	<0.0010	<0.00060
Dissolved Thallium (Tl)	mg/L	0.00005		<0.00030	<0.00030	<0.00030	<0.00030	<0.00030	<0.00030	<0.00030	<0.00030	<0.00030	<0.00030	<0.00030	<0.00030	<0.00030	<0.0003	<0.00030	<0.000050
Dissolved Tin (Sn)	mg/L	0.001		<0.0010	<0.0010	<0.0010	<0.0010	<0.0010	<0.0010	<0.0010	<0.0010	<0.0010	<0.0010	<0.0010	<0.0010	<0.0010	<0.002	<0.0010	<0.00010
Dissolved Titanium (Ti)	mg/L	0.005		0.0021	<0.0020	<0.0020	<0.0020	0.0037	<0.0020	<0.0020	<0.0020	0.0026	0.0026	0.0032	0.0059	0.0059	<0.002	<0.0020	0.00122
Dissolved Tungsten (W)	mg/L	0.001		<0.010	<0.010	<0.010	<0.010	<0.010	<0.010	<0.010	<0.010	<0.010	<0.010	<0.010	<0.010	<0.010	<0.002	<0.010	-
Dissolved Uranium (U)	mg/L	0.0001		<0.0050	<0.0050	<0.0050	<0.0050	<0.0050	<0.0050	<0.0050	<0.0050	<0.0050	<0.0050	<0.0050	<0.0010	<0.0010	<0.002	<0.0050	0.000012
Dissolved Vanadium (V)	mg/L	0.0005		<0.0010	<0.0010	<0.0010	<0.0010	<0.0010	<0.0010	<0.0010	<0.0010	<0.0010	<0.0010	<0.0010	0.00197	0.00199	<0.002	<0.0010	0.00076
Dissolved Zinc (Zn)	mg/L	0.005		0.0130	0.0057	0.0059	0.0053	0.0032	<0.0030	<0.0030	<0.0030	0.0055	0.0061	0.0054	0.0084	0.0070	<0.005	0.0031	<0.0050
Dissolved Zirconium (Zr)	mg/L	0.001		<0.0010	<0.0010	<0.0010	<0.0010	<0.0040	<0.0010	<0.0010	<0.0010	<0.0010	<0.0010	<0.0010	<0.0040	<0.0040	-	<0.0010	<0.0050

**Notes:**  
**PWQO= Provincial Water Quality Objectives**  
**All concentrations in mg/L unless otherwise stated**  
 MDL= Reportable Detection Limit  
**\* Exceedence of PWQO Standards**

At pH >5.5 to 6.5, no condition should be permitted which would increase the acid soluble inorganic aluminum concentration in clay-free samples to more than 10% above natural background concentrations for waters representative of that geological area of the Province that are unaffected by man-made inputs  
**Italized Values have detection limits above the PWQO**

Table 3.36: Total metals for TL1

Total Metals				2012												2013			
Parameter	Units	MDL	PWQO	Q1	Q2				Q3			Q4			Q1	Q2	Q3	Q4	
				March (Apr 4)	April 26 Duplicate		May 15	June 20	July 19	Aug. 22	Sept. 17	Oct. 31	Nov. 27	Dec. 18	Jan 29 Duplicate		April 17	July 23	Oct 30
Total Aluminum (Al)	mg/L	0.005		0.222	0.112	0.118	0.110	0.211	0.0821	0.0540	0.046	0.239	0.156	0.2490	0.428	0.453	0.167	0.081	0.0465
Total Antimony (Sb)	mg/L	0.0005	0.02	<0.00060	<0.00060	<0.00060	<0.00060	<0.0050	<0.00060	<0.00060	<0.00060	<0.0060	<0.0060	<0.00060	<0.00050	<0.00050	<0.003	<0.00060	<0.00010
Total Arsenic (As)	mg/L	0.001	0.005	<0.0010	<0.0010	<0.0010	<0.0010	<0.0010	0.001	0.0011	<0.0010	<0.010	<0.010	<0.0010	0.0014	0.0013	<0.003	<0.0010	0.00037
Total Barium (Ba)	mg/L	0.002		<0.010	<0.010	<0.010	<0.010	<0.010	0.013	0.015	<0.010	<0.10	<0.10	0.013	0.0258	0.0247	0.012	0.016	0.005
Total Beryllium (Be)	mg/L	0.0005	0.011 - 1.1 <sup>a</sup>	<0.0010	<0.0010	<0.0010	<0.0010	<0.0010	<0.0010	<0.0010	<0.0010	<0.010	<0.010	<0.0010	<0.00050	<0.00050	<0.002	<0.0010	<0.00050
Total Bismuth (Bi)	mg/L	0.001		<0.0010	<0.0010	<0.0010	<0.0010	<0.0010	<0.0010	<0.0010	<0.0010	<0.010	<0.010	<0.0010	<0.0010	<0.0010	<0.001	<0.0010	<0.00050
Total Boron (B)	mg/L	0.01	0.2	<0.050	<0.050	<0.050	<0.050	<0.050	<0.050	<0.050	<0.050	<0.50	<0.50	<0.050	<0.010	<0.010	<0.01	<0.050	<0.010
Total Cadmium (Cd)	mg/L	0.0001	0.0001 - 0.0005 <sup>b</sup>	<0.000017	<0.000017	<0.000017	0.000020	<0.000090	<0.000017	<0.000017	<0.000017	<0.00017	<0.00017	0.000022	<0.000090	<0.000090	<0.0001	<0.000017	<0.000010
Total Calcium (Ca)	mg/L	0.2		4.10	05.53	05.30	07.65	09.09	14.30	19.10	16.00	09.00	09.60	13.40	21.50	20.30	18.00	16.70	07.66
Total Cesium (Ce)	mg/L	0.0001		-	-	-	-	-	-	-	-	-	-	-	-	-	-	-	<0.00010
Total Chromium (Cr)	mg/L	0.005		<0.0010	<0.0010	<0.0010	<0.0010	0.00051	<0.0010	<0.0010	<0.0010	<0.010	<0.010	<0.0010	0.00123	0.00129	<0.003	<0.0010	0.00024
Total Cobalt (Co)	mg/L	0.0005	0.0009	<0.00050	<0.00050	<0.00050	<0.00050	0.00054	0.00279	0.00411	0.00216	<0.0050	<0.0050	0.00303	0.00723	0.00691	0.0027	0.00532	0.00047
Total Copper (Cu)	mg/L	0.001	0.005	<0.0010	<0.0010	<0.0010	<0.0010	<0.0010	<0.0010	<0.0010	<0.0010	<0.010	<0.010	<0.0010	0.0013	0.0016	<0.002	<0.0010	<0.00010
Total Iron (Fe)	mg/L	0.1	0.3	0.353	0.286	0.265	0.383	1.130	2.250	3.97	1.990	1.82	1.79	3.910	10.40	9.81	4.08	3.34	0.831
Total Lead (Pb)	mg/L	0.0005	0.001 - 0.005 <sup>c</sup>	<0.0010	<0.0010	<0.0010	<0.0010	<0.0010	<0.0010	<0.0010	<0.0010	<0.010	<0.010	<0.0010	<0.00050	<0.00050	<0.001	<0.0010	<0.000050
Total Lithium (Li)	mg/L	0.005		<0.050	<0.050	<0.050	<0.050	-	<0.050	<0.050	<0.050	<0.50	<0.50	<0.050	<0.10	<0.10	<0.005	<0.050	<0.0050
Total Magnesium (Mg)	mg/L	0.05		1.09	1.53	1.41	1.96	2.20	3.30	4.23	4.05	2.23	2.44	3.29	5.13	4.95	4.64	3.69	1.99
Total Manganese (Mn)	mg/L	0.002		0.0075	0.0302	0.0276	0.0643	0.137	1.030	1.86	1.23	0.085	0.095	0.93	2.140	2.020	0.912	2.020	0.15
Total Mercury (Hg)	mg/L	0.00005		<0.000010	<0.000010	<0.000010	<0.000010	<0.000010	<0.000010	<0.000010	<0.000010	<0.000010	<0.000010	<0.000010	<0.000010	<0.000010	<0.0001	<0.000010	<0.000010
Total Molybdenum (Mo)	mg/L	0.0005	0.04	<0.0010	<0.0010	<0.0010	<0.0010	<0.0010	<0.0010	<0.0010	<0.0010	<0.010	<0.010	<0.0010	<0.00050	<0.00050	<0.002	<0.0010	0.000063
Total Nickel (Ni)	mg/L	0.001	0.025	<0.0020	<0.0020	<0.0020	<0.0020	<0.0020	<0.0020	<0.0020	<0.0020	<0.020	<0.020	<0.0020	0.0015	0.0015	<0.003	<0.0020	0.00048
Total Phosphorus (P)	mg/L	0.05		-	-	-	-	-	-	-	-	-	-	-	-	-	0.09	0.091	-
Total Potassium (K)	mg/L	0.2		<0.50	<0.50	<0.50	<0.50	<1.0	<0.50	<0.50	<0.50	<5.0	<5.0	0.63	<1.0	<1.0	1.44	<0.50	0.32
Total Rubidium (Rb)	mg/L	0.001		-	-	-	-	-	-	-	-	-	-	-	-	-	-	-	0.001
Total Selenium (Se)	mg/L	0.002	0.1	<0.0010	<0.0010	<0.0010	<0.0010	0.00052	<0.0010	<0.0010	<0.0010	<0.010	<0.010	<0.0010	<0.00040	<0.00040	<0.004	<0.0010	<0.00010
Total Silicon (Si)	mg/L	0.05		-	-	-	-	3.3	-	-	-	-	-	-	8.70	8.30	6.38	-	4.52
Total Silver (Ag)	mg/L	0.0001	0.0001	<0.000010	<0.000010	<0.000010	<0.000010	<0.000010	<0.000010	<0.000010	<0.000010	<0.0010	<0.0010	<0.000010	<0.000010	<0.000010	<0.000010	<0.000010	<0.000010
Total Sodium (Na)	mg/L	0.1		0.96	1.16	1.07	1.35	1.09	1.23	1.21	1.21	1.30	1.40	1.79	2.61	2.49	2.74	1.13	1.17
Total Strontium (Sr)	mg/L	0.001		0.0096	0.0130	0.0123	0.0179	0.0204	0.0357	0.0444	0.0371	0.019	0.020	0.0301	0.051	0.048	0.043	0.039	0.0182
Total Tellurium (Te)	mg/L	0.001		<0.0010	<0.0010	<0.0010	<0.0010	-	<0.0010	<0.0010	<0.0010	<0.010	<0.010	<0.0010	-	-	0.06	<0.0010	<0.00060
Total Thallium (Tl)	mg/L	0.00005	0.0003	<0.00030	<0.00030	<0.00030	<0.00030	<0.00030	<0.00030	<0.00030	<0.00030	<0.0030	<0.0030	<0.00030	<0.00030	<0.00030	<0.0003	<0.00030	<0.000050
Total Tin (Sn)	mg/L	0.001		<0.0010	<0.0010	<0.0010	<0.0010	<0.0010	<0.0010	<0.0010	<0.0010	<0.010	<0.010	<0.0010	<0.0010	<0.0010	<0.002	<0.0010	<0.00010
Total Titanium (Ti)	mg/L	0.005		0.0063	0.0022	0.0024	0.0024	0.0050	0.0023	<0.0020	<0.0020	<0.020	<0.020	0.0088	0.0147	0.0164	0.006	0.0027	0.0008
Total Tungsten (W)	mg/L	0.001	0.03	<0.010	<0.010	<0.010	<0.010	<0.010	<0.010	<0.010	<0.010	<0.10	<0.10	<0.010	<0.010	<0.010	<0.002	<0.010	-
Total Uranium (U)	mg/L	0.0001	0.005	<0.0050	<0.0050	<0.0050	<0.0050	<0.0050	<0.0050	<0.0050	<0.0050	<0.050	<0.050	<0.0050	<0.0010	<0.0010	<0.001	<0.0050	0.000011
Total Vanadium (V)	mg/L	0.0005	0.006	<0.0010	<0.0010	<0.0010	<0.0010	<0.0010	<0.0010	<0.0010	<0.0010	<0.010	<0.010	0.0015	0.00362	0.0034	<0.002	0.0011	0.00033
Total Zinc (Zn)	mg/L	0.005	0.02	<0.0030	<0.0030	<0.0030	<0.0030	<0.0030	0.0031	<0.0030	<0.0030	<0.030	<0.030	0.0062	0.0045	0.0051	0.007	<0.0030	<0.0050
Total Zirconium (Zr)	mg/L	0.001		<0.0010	<0.0010	<0.0010	<0.0010	<0.0040	<0.0010	<0.0010	<0.0010	<0.010	<0.010	<0.0010	<0.0040	<0.0040	-	<0.0010	<0.0050

Notes:

PWQO= Provincial Water Quality Objectives

All concentrations in mg/L unless otherwise stated

MDL= Reportable Detection Limit

\* Exceedence of PWQO Standards

<sup>a</sup> Criteria is 0.011mg/L if Hardness as CaCO<sub>3</sub> is = 75mg/L

Criteria is 1.1 mg/L if the sample hardness is >75mg/L

<sup>b</sup> Criteria is 0.0001mg/L if the the sample hardness is = 0-100 mg/L

Criteria is 0.0005 mg/L if the sample hardness is >100 mg/L

<sup>c</sup> The criteria will be 0.001 mg/L if the sample hardness is 30mg/L

The criteria will be 0.003 mg/L if the sample hardness is = 30-80mg/L

The criteria will be 0.005 µg/L if the sample hardness is = >30-80mg/L

Italized Values have detection limits above the PWQO



**Table 3.37: Inorganics for TL2A**

Inorganics	2012											
	Parameter	Units	MDL	PWQO	Q1	Q2			Q3		Q4	
					March (Apr 4)	April 26	May 15	June 20	July 19	Aug. 22	31	Oct. 31 Duplicate
Alkalinity (Total as CaCO <sub>3</sub> )	mg/L	1		33	43.4	60.4	50.2	75	78.6	63.5	62.9	
Conductivity	umho/cm	1		88	107	138	114	152	159	142	141	
Dissolved Chloride (Cl)	mg/L	1		0.5	0.5	0.42	0.15	0.18	0.27	0.93	0.94	
Dissolved Sulphate (SO <sub>4</sub> )	mg/L	1		3.12	3.08	2.40	0.68	<0.30	1.18	2.08	2.08	
Hardness (CaCO <sub>3</sub> )	mg/L	1.0		37.1	51.7	71.8	63	89.7	84	66.4	67.5	
Nitrate (N)	mg/L	0.1		<0.030	<0.030	0.034	<0.030	<0.030	<0.030	<0.030	<0.030	
Nitrite (N)	mg/L	0.01		<0.020	<0.020	<0.020	<0.020	<0.020	<0.020	<0.020	<0.020	
pH	pH		6.5-8.5	7.22	7.37	7.54	6.95	7.5	7.65	7.12	7.13	
Total Ammonia-N	mg/L	0.05		0.021	<0.020	0.029	<0.020	0.044	<0.020	0.04	0.033	
Total Phosphorus	mg/L	0.002	a	0.094	0.0404	0.133	0.036	0.0379	0.0215	0.0423	0.0483	
Total Suspended Solids	mg/L	1		122	59.8	252	4.9	5.2	2.8	6.9	14.4	
Acidity (as CaCO <sub>3</sub> )	mg/L	2		5.4	6.2	3.8	7.2	3.8	3.6	7	8	
Oil and Grease	mg/L	2		<2.0	<2.0	<2.0	<2.0	<2.0	<2.0	<2.0	<2.0	
Cyanide, Weak Acid Diss	mg/L	0.002		<0.0020	<0.0020	<0.0020	<0.0020	<0.0020	<0.0020	<0.0020	<0.0020	
Cyanide, Total	mg/L	0.002		<0.0020	<0.0020	<0.0020	0.0063	<0.0020	<0.0020	<0.0020	<0.0020	
Cyanide, Free	mg/L	0.002	0.005	<0.0050	<0.0050	<0.0050	<0.0050	<0.0050	<0.0050	<0.0050	<0.0050	

**Notes:**

**PWQO= Provincial Water Quality Objectives**

**All cocentrations in mg/L unless otherwise stated**

MDL= Reportable Detection Limit

**\* Exceedence of PWQO Standards**

for the ice-free period should not exceed 0.02 mg/L; a high level of protection against aesthetic deterioration will be provided by a total phosphorus concentration for the ice-free period of 0.01 mg/L or less. This should apply to all lakes naturally below this value; Excessive plant growth in rivers and streams should be eliminated at a total phosphorus concentration below 0.03 mg/L.

**Italized Values have detection limits above the PWQO**

**Table 3.38: Dissolved metals for TL2A**

Dissolved Metals	2012											
	Parameter	Units	MDL	PWQO	Q1	Q2			Q3		Q4	
					March (Apr 4)	April 26	May 15	June 20	July 19	Aug. 22	31	Oct. 31 Duplicate
Dissolved Aluminum (Al)	mg/L	0.005		0.138	0.0884	0.0502	0.112	0.0195	0.0103	0.0678	0.0705	
Dissolved Antimony (Sb)	mg/L	0.0005		<0.00060	<0.00060	<0.00060	<0.00050	<0.00060	<0.00060	<0.00060	<0.00060	
Dissolved Arsenic (As)	mg/L	0.001		<0.0010	<0.0010	0.0012	0.0012	0.0011	<0.0010	<0.0010	<0.0010	
Dissolved Barium (Ba)	mg/L	0.002		<0.010	<0.010	0.012	0.013	<0.010	<0.010	0.012	0.012	
Dissolved Beryllium (Be)	mg/L	0.0005		<0.0010	<0.0010	<0.0010	<0.0010	<0.0010	<0.0010	<0.0010	<0.0010	
Dissolved Bismuth (Bi)	mg/L	0.001		<0.0010	<0.0010	<0.0010	<0.0010	<0.0010	<0.0010	<0.0010	<0.0010	
Dissolved Boron (B)	mg/L	0.01		<0.050	<0.050	<0.050	<0.050	<0.050	<0.050	<0.050	<0.050	
Dissolved Cadmium (Cd)	mg/L	0.0001		<0.000017	<0.000017	<0.000017	<0.000090	<0.000017	<0.000017	<0.000017	<0.000017	
Dissolved Calcium (Ca)	mg/L	0.2		10.0	13.7	19.6	17.1	24.6	23.0	17.5	17.8	
Dissolved Chromium (Cr)	mg/L	0.005		<0.0010	<0.0010	0.0012	<0.00050	<0.0010	<0.0010	<0.0010	<0.0010	
Dissolved Cobalt (Co)	mg/L	0.0005		<0.00050	<0.00050	<0.00050	<0.00050	<0.00050	<0.00050	<0.00050	<0.00050	
Dissolved Copper (Cu)	mg/L	0.001		0.0015	0.0012	0.0021	<0.0010	<0.0010	<0.0010	<0.0010	<0.0010	
Dissolved Iron (Fe)	mg/L	0.1		0.310	0.303	0.278	0.494	0.459	0.378	0.421	0.413	
Dissolved Lead (Pb)	mg/L	0.0005		<0.0010	<0.0010	<0.0010	<0.0010	<0.0010	<0.0010	<0.0010	<0.0010	
Dissolved Lithium (Li)	mg/L	0.005		<0.050	<0.050	<0.050	-	<0.050	<0.050	<0.050	<0.050	
Dissolved Magnesium (Mg)	mg/L	0.05		2.94	4.25	5.59	4.90	6.87	6.45	5.48	5.63	
Dissolved Manganese (Mn)	mg/L	0.002		0.0226	0.0190	0.188	0.0772	0.0257	0.0375	0.0431	0.0406	
Dissolved Mercury (Hg)	mg/L	0.00005	0.0002	<0.00010	<0.000010	<0.000010	<0.000010	<0.000010	<0.000010	<0.000010	<0.000010	
Dissolved Molybdenum (Mo)	mg/L	0.0005		<0.0010	<0.0010	<0.0010	<0.0010	<0.0010	<0.0010	<0.0010	<0.0010	
Dissolved Nickel (Ni)	mg/L	0.001		<0.0020	<0.0020	<0.0020	<0.0020	<0.0020	<0.0020	<0.0020	<0.0020	
Dissolved Phosphorus (P)	mg/L	0.05		-	-	-	<0.050	-	-	-	-	
Dissolved Potassium (K)	mg/L	0.2		1.98	2.37	2.95	1.3	1.96	1.96	2.92	2.98	
Dissolved Selenium (Se)	mg/L	0.002		<0.0010	<0.0010	<0.0010	<0.00040	<0.0010	<0.0010	<0.0010	<0.0010	
Dissolved Silicon (Si)	mg/L	0.05		-	-	-	2.9	-	-	-	-	
Dissolved Silver (Ag)	mg/L	0.0001		<0.00010	<0.00010	<0.00010	<0.00010	<0.00010	<0.00010	<0.00010	<0.00010	
Dissolved Sodium (Na)	mg/L	0.1		1.72	2.48	3.04	2.15	3.17	3.29	2.69	2.77	
Dissolved Strontium (Sr)	mg/L	0.001		0.0207	0.0299	0.0403	0.0391	0.0568	0.0545	0.0402	0.0401	
Dissolved Tellurium (Te)	mg/L	0.001		<0.0010	<0.0010	<0.0010	-	<0.0010	<0.0010	<0.0010	<0.0010	
Dissolved Thallium (Tl)	mg/L	0.00005		<0.00030	<0.00030	<0.00030	<0.00030	<0.00030	<0.00030	<0.00030	<0.00030	
Dissolved Tin (Sn)	mg/L	0.001		<0.0010	<0.0010	<0.0010	<0.0010	<0.0010	<0.0010	<0.0010	<0.0010	
Dissolved Titanium (Ti)	mg/L	0.005		0.0028	<0.0020	<0.0020	0.0023	<0.0020	<0.0020	<0.0020	<0.0020	
Dissolved Tungsten (W)	mg/L	0.001		<0.010	<0.010	<0.010	<0.010	<0.010	<0.010	<0.010	<0.010	
Dissolved Uranium (U)	mg/L	0.0001		<0.0050	<0.0050	<0.0050	<0.0050	<0.0050	<0.0050	<0.0050	<0.0050	
Dissolved Vanadium (V)	mg/L	0.0005		<0.0010	<0.0010	<0.0010	<0.0010	<0.0010	<0.0010	<0.0010	<0.0010	
Dissolved Zinc (Zn)	mg/L	0.005		0.0077	0.0041	<0.0030	<0.0030	0.0033	0.0047	<0.0030	<0.0030	
Dissolved Zirconium (Zr)	mg/L	0.001		<0.0010	<0.0010	<0.0010	<0.0040	<0.0010	<0.0010	<0.0010	<0.0010	

**Notes:**

**PWQO= Provincial Water Quality Objectives**

**All cocentrations in mg/L unless otherwise stated**

MDL= Reportable Detection Limit

**\* Exceedence of PWQO Standards**

At pH >5.5 to 6.5, no condition should be permitted which would increase the acid soluble inorganic aluminum concentration in clay-free samples to more than 10% above natural background concentrations for waters representative of that geological area of the Province that are unaffected by man-made inputs

**Italized Values have detection limits above the PWQO**

**Table 3.39: Total metals for TL2A**

Parameter	2012										
	Units	MDL	PWQO	Q1	Q2			Q3		Q4	
				March (Apr 4)	April 26	May 15	June 20	July 19	Aug. 22	31	Oct. 31 Duplicate
Total Aluminum (Al)	mg/L	0.005		1.77	0.390	1.27	0.197	0.1120	0.0773	0.243	0.588
Total Antimony (Sb)	mg/L	0.0005	0.02	<0.00060	<0.00060	<0.00060	<0.00050	<0.00060	<0.00060	<0.0060	<0.0060
Total Arsenic (As)	mg/L	0.001	0.005	<0.0010	<0.0010	0.0012	0.0011	0.0012	<0.0010	<b>&lt;0.010</b>	<b>&lt;0.010</b>
Total Barium (Ba)	mg/L	0.002		0.019	0.014	0.021	0.014	0.010	<0.010	<0.10	<0.10
Total Beryllium (Be)	mg/L	0.0005	0.011 - 1.1 <sup>a</sup>	<0.0010	<0.0010	<0.0010	<0.0010	<0.0010	<0.0010	<0.010	<0.010
Total Bismuth (Bi)	mg/L	0.001		<0.0010	<0.0010	<0.0010	<0.0010	<0.0010	<0.0010	<0.010	<0.010
Total Boron (B)	mg/L	0.01	0.2	<0.050	<0.050	<0.050	<0.050	<0.050	<0.050	<b>&lt;0.50</b>	<b>&lt;0.50</b>
Total Cadmium (Cd)	mg/L	0.0001	0.0001 - 0.0005 <sup>b</sup>	0.000019	<0.000017	0.000039	<0.000090	<0.000017	<0.000017	<b>&lt;0.00017</b>	<b>&lt;0.00017</b>
Total Calcium (Ca)	mg/L	0.2		9.10	14.4	18.2	16.4	24.0	22.7	19.0	20.7
Total Chromium (Cr)	mg/L	0.005		0.0034	0.0013	0.0028	<0.00050	<0.0010	<0.0010	<0.010	<0.010
Total Cobalt (Co)	mg/L	0.0005	0.0009	0.00103	<0.00050	0.00095	0.00058	<0.00050	<0.00050	<b>&lt;0.0050</b>	<b>&lt;0.0050</b>
Total Copper (Cu)	mg/L	0.001	0.005	0.0074	0.0022	0.0087	0.0011	<0.0010	<0.0010	<b>&lt;0.010</b>	<b>&lt;0.010</b>
Total Iron (Fe)	mg/L	0.1	0.3	2.00	0.735	1.42	1.040	0.891	0.615	0.76	1.11
Total Lead (Pb)	mg/L	0.0005	0.001 - 0.005 <sup>c</sup>	0.0018	<0.0010	0.0043	<0.0010	<0.0010	<0.0010	<b>&lt;0.010</b>	<b>&lt;0.010</b>
Total Lithium (Li)	mg/L	0.005		<0.050	<0.050	<0.050	-	<0.050	<0.050	<0.50	<0.50
Total Magnesium (Mg)	mg/L	0.05		3.14	4.72	5.61	4.85	6.49	6.29	6.05	6.64
Total Manganese (Mn)	mg/L	0.002		0.0623	0.0506	0.150	0.1940	0.1460	0.0944	0.056	0.068
Total Mercury (Hg)	mg/L	0.00005		<0.00010	<0.00010	<0.00010	<0.00010	<0.00010	<0.00010	<0.000010	<0.000010
Total Molybdenum (Mo)	mg/L	0.0005	0.04	<0.0010	<0.0010	<0.0010	<0.0010	<0.0010	<0.0010	<0.010	<0.010
Total Nickel (Ni)	mg/L	0.001	0.025	0.0027	<0.0020	0.0027	<0.0020	<0.0020	<0.0020	<0.020	<0.020
Total Potassium (K)	mg/L	0.2		2.27	2.50	3.00	1.3	1.88	1.92	<5.0	<5.0
Total Selenium (Se)	mg/L	0.002	0.1	<0.0010	<0.0010	<0.0010	<0.00040	<0.0010	<0.0010	<0.010	<0.010
Total Silicon (Si)	mg/L	0.05		-	-	-	2.7	-	-	-	-
Total Silver (Ag)	mg/L	0.0001	0.0001	0.00083	<0.00010	0.00072	<0.00010	<0.00010	<0.00010	<b>&lt;0.0010</b>	<b>&lt;0.0010</b>
Total Sodium (Na)	mg/L	0.1		1.49	2.63	2.96	2.11	3.13	3.00	2.9	3.1
Total Strontium (Sr)	mg/L	0.001		0.0227	0.0312	0.0408	0.0373	0.0594	0.0526	0.041	0.047
Total Tellurium (Te)	mg/L	0.001		<0.0010	<0.0010	<0.0010	-	<0.0010	<0.0010	<0.010	<0.010
Total Thallium (Tl)	mg/L	0.00005	0.0003	<0.00030	<0.00030	<0.00030	<0.00030	<0.00030	<0.00030	<b>&lt;0.0030</b>	<b>&lt;0.0030</b>
Total Tin (Sn)	mg/L	0.001		<0.0010	<0.0010	<0.0010	<0.0010	<0.0010	<0.0010	<0.010	<0.010
Total Titanium (Ti)	mg/L	0.005		0.0724	0.0119	0.0420	0.0068	0.0046	0.0047	<0.020	0.021
Total Tungsten (W)	mg/L	0.001	0.03	<0.010	<0.010	<0.010	<0.010	<0.010	<0.010	<b>&lt;0.10</b>	<b>&lt;0.10</b>
Total Uranium (U)	mg/L	0.0001	0.005	<0.0050	<0.0050	<0.0050	<0.0050	<0.0050	<0.0050	<b>&lt;0.050</b>	<b>&lt;0.050</b>
Total Vanadium (V)	mg/L	0.0005	0.006	0.0032	0.0013	0.0024	<0.0010	<0.0010	<0.0010	<b>&lt;0.010</b>	<b>&lt;0.010</b>
Total Zinc (Zn)	mg/L	0.005	0.02	0.0112	0.0031	0.0153	0.0039	<0.0030	<0.0030	<b>&lt;0.030</b>	<b>&lt;0.030</b>
Total Zirconium (Zr)	mg/L	0.001		<0.0010	<0.0010	<0.0010	<0.0040	<0.0010	<0.0010	<0.010	<0.010

**Notes:**

**PWQO= Provincial Water Quality Objectives**

**All concentrations in mg/L unless otherwise stated**

MDL= Reportable Detection Limit

**\* Exceedence of PWQO Standards**

<sup>a</sup> Criteria is 0.011mg/L if Hardness as CaCO<sub>3</sub> is = 75mg/L

Criteria is 1.1 mg/L if the sample hardness is >75mg/L

<sup>b</sup> Criteria is 0.0001mg/L if the the sample hardness is = 0-100 mg/L

Criteria is 0.0005 mg/L if the sample hardness is >100 mg/L

<sup>c</sup> The criteria will be 0.001 mg/L if the sample hardness is 30mg/L

The criteria will be 0.003 mg/L if the sample hardness is = 30-80mg/L

The criteria will be 0.005 µg/L if the sample hardness is = >30-80mg/L

**Italized Values have detection limits above the PWQO**



**Table 3.40: Inorganics for TL3**

Inorganics	2012														2013				
	Parameter	Units	MDL	PWQO	Q1		Q2			Q3			Q4			Q1	Q2	Q3	Q4
					Jan. 25	March (Apr 4)	April 26	May 15	June 20	July 19	Aug. 22	Sept. 17	Oct. 31	Nov. 27	Dec. 18	Jan 29	April 17	July 24	Oct 30
Alkalinity (Total as CaCO <sub>3</sub> )	mg/L	1			114	20.7	33.8	56.7	34.5	53.2	90.3	130	33.8	47.4	73.6	102	87	68.9	57.8
Conductivity	umho/cm	1			230	64.3	89.3	136	81.5	111	181	270	82.9	108	165	214	212	147	120
Dissolved Chloride (Cl)	mg/L	1			3.5	0.86	1.3	1.67	0.44	0.58	1.25	2.09	1.37	<2.0	2.55	2.75	10.4	1.54	1.9
Dissolved Sulphate (SO <sub>4</sub> )	mg/L	1			6.36	3.57	3.71	3.1	0.66	0.6	0.56	0.81	2.5	2.2	3.01	3.29	5.57	0.35	0.87
Hardness (CaCO <sub>3</sub> )	mg/L	1.0			116	28.1	41.3	64.7	44	66	96.5	131	40.8	53.4	67.6	133	104	82.7	59
Nitrate (N)	mg/L	0.1			0.341	0.135	<0.030	<0.030	<0.030	<0.030	<0.030	<0.030	0.064	<0.10	0.135	0.159	0.27	<0.030	<0.030
Nitrite (N)	mg/L	0.01			<0.020	<0.020	<0.020	<0.020	<0.020	<0.020	<0.020	<0.020	<0.020	<0.10	<0.020	0.037	<0.05	<0.020	<0.020
pH	pH		6.5-8.5		7.31	7.16	7.42	7.7	7.16	7.48	7.47	7.4	7.1	7.2	7.49	7.63	7.81	7.27	7.59
Total Ammonia-N	mg/L	0.05			0.187	<0.020	<0.020	<0.020	0.029	<0.020	<0.020	<0.020	<0.020	0.021	0.147	0.32	0.23	0.021	0.020
Total Phosphorus	mg/L	0.002	a		0.0437	0.0534	0.0103	0.0123	0.0222	0.0244	0.0311	0.0313	0.0225	0.106	0.042	0.0529	0.06	0.0272	0.0162
Total Suspended Solids	mg/L	1			9.2	44.6	2.3	<2.0	10.7	4.3	14.4	57	6.9	97.6	16.4	6.3	23	7.8	8
Acidity (as CaCO <sub>3</sub> )	mg/L	2			3.8	2.4	2.8	2.4	3	2.8	7.6	9	4.4	6.4	6	7.8	<5	5	8
Oil and Grease	mg/L	2			<2.0	<2.0	<2.0	<2.0	<2.0	<2.0	<2.0	<2.0	<2.0	<2.0	<2.0	<2.0	0.65	<2.0	<2.0
Cyanide, Weak Acid Diss	mg/L	0.002			<0.0020	<0.0020	<0.0020	<0.0020	<0.0020	<0.0020	<0.0020	<0.0020	<0.0020	<0.0020	<0.0020	<0.0020	-	<0.0020	<0.0020
Cyanide, Total	mg/L	0.002			<0.0020	<0.0020	<0.0020	<0.0020	0.0055	<0.0020	<0.0020	<0.0020	<0.0020	<0.0020	<0.0020	<0.0020	<0.002	<0.0020	0.0020
Cyanide, Free	mg/L	0.002	0.005		<0.0050	<0.0050	<0.0050	<0.0050	<0.0050	<0.0050	<0.0050	<0.0050	<0.0050	<0.0050	<0.0050	<0.0050	<0.002	<0.0050	<0.0050

**Notes:**

**PWQO= Provincial Water Quality Objectives**

**All concentrations in mg/L unless otherwise stated**

MDL= Reportable Detection Limit

**\* Exceedence of PWQO Standards**

for the ice-free period should not exceed 0.02 mg/L; a high level of protection against aesthetic deterioration will be provided by a total phosphorus concentration for the ice-free period of 0.01 mg/L or less. This should apply to all lakes naturally below this value; Excessive plant growth in rivers and streams should be eliminated at a total phosphorus concentration below 0.03 mg/L.

**Italized Values have detection limits above the PWQO**

**Table 3.41: Dissolved metals for TL3**

Dissolved Metals				2012												2013			
Parameter	Units	MDL	PWQO	Q1		Q2			Q3			Q4			Q1	Q2	Q3	Q4	
				Jan. 25	March (Apr 4)	April 26	May 15	June 20	July 19	Aug. 22	Sept. 17	Oct. 31	Nov. 27	Dec. 18	Jan 29	April 17	July 24	Oct 30	
Dissolved Aluminum (Al)	mg/L	0.005		0.0231	0.295	0.0587	0.0231	0.122	0.0254	0.0126	0.0079	0.0803	0.0678	0.0461	0.047	0.019	0.0364	0.0365	
Dissolved Antimony (Sb)	mg/L	0.0005		<0.00060	<0.00060	<0.00060	<0.00060	<0.0050	<0.00060	<0.00060	<0.00060	<0.00060	<0.00060	<0.00060	<0.00050	<0.003	<0.00060	<0.00010	
Dissolved Arsenic (As)	mg/L	0.001		<0.0010	<0.0010	<0.0010	<0.0010	<0.0010	<0.0010	<0.0010	<0.0010	<0.0010	<0.0010	<0.0010	<0.0010	<0.003	<0.0010	0.00049	
Dissolved Barium (Ba)	mg/L	0.002		0.015	<0.010	<0.010	<0.010	<0.010	<0.010	0.011	0.012	<0.010	<0.010	0.011	0.012	0.014	<0.010	0.006	
Dissolved Beryllium (Be)	mg/L	0.0005		<0.0010	<0.0010	<0.0010	<0.0010	<0.0010	<0.0010	<0.0010	<0.0010	<0.0010	<0.0010	<0.0010	<0.00050	<0.002	<0.0010	<0.00050	
Dissolved Bismuth (Bi)	mg/L	0.001		<0.0010	<0.0010	<0.0010	<0.0010	<0.0010	<0.0010	<0.0010	<0.0010	<0.0010	<0.0010	<0.0010	<0.0010	<0.001	<0.0010	<0.000050	
Dissolved Boron (B)	mg/L	0.01		<0.050	<0.050	<0.050	<0.050	<0.050	<0.050	<0.050	<0.050	<0.050	<0.050	<0.050	<0.010	<0.01	<0.050	<0.010	
Dissolved Cadmium (Cd)	mg/L	0.0001		<0.000017	<0.000017	0.000021	<0.000017	<0.000090	<0.000017	<0.000017	<0.000017	<0.000017	<0.000017	<0.000017	<0.000090	<0.0001	<0.000017	<0.000010	
Dissolved Calcium (Ca)	mg/L	0.2		31.9	07.7	11.2	17.9	12.4	18.6	27.7	36.0	11.3	15.0	18.4	33.7	28.7	23.5	16.4	
Dissolved Cesium (Ce)	mg/L	0.0001		-	-	-	-	-	-	-	-	-	-	-	-	-	-	<0.00010	
Dissolved Chromium (Cr)	mg/L	0.005		<0.0010	<0.0010	<0.0010	<0.0010	<0.00050	<0.0010	<0.0010	<0.0010	<0.0010	<0.0010	<0.0010	<0.00050	<0.003	<0.0010	0.0003	
Dissolved Cobalt (Co)	mg/L	0.0005		<0.00050	<0.00050	<0.00050	<0.00050	<0.00050	<0.00050	<0.00050	<0.00050	<0.00050	<0.00050	<0.00050	<0.00050	<0.0005	<0.00050	0.0001	
Dissolved Copper (Cu)	mg/L	0.001		<0.0010	0.0017	0.0019	0.0013	<0.0010	<0.0010	<0.0010	<0.0010	0.0010	0.0010	<0.0010	0.001	<0.002	0.0014	0.00022	
Dissolved Iron (Fe)	mg/L	0.1		0.808	0.391	0.099	0.023	0.491	0.769	0.293	0.266	0.541	0.796	1.330	3.180	0.780	0.389	0.535	
Dissolved Lead (Pb)	mg/L	0.0005		<0.0010	<0.0010	<0.0010	<0.0010	<0.0010	<0.0010	<0.0010	<0.0010	<0.0010	<0.0010	<0.0010	<0.00050	<0.001	<0.0010	0.000059	
Dissolved Lithium (Li)	mg/L	0.005		<0.050	<0.050	<0.050	<0.050		<0.050	<0.050	<0.050	<0.050	<0.050	<0.050	<0.10	<0.005	<0.050	<0.0050	
Dissolved Magnesium (Mg)	mg/L	0.05		8.86	2.12	3.28	4.82	3.20	4.76	6.64	10.0	3.04	3.88	5.25	8.67	7.77	5.84	04.4	
Dissolved Manganese (Mn)	mg/L	0.002		0.166	0.0261	0.0179	0.0209	0.0179	0.0255	0.175	0.379	0.0228	0.0526	0.108	0.1970	0.0910	0.045	0.027	
Dissolved Mercury (Hg)	mg/L	0.00005	0.0002	<0.00010	<0.00010	<0.000010	<0.000010	<0.000010	<0.000010	<0.000010	<0.000010	<0.000010	<0.000010	<0.000010	<0.000010	<0.00010	<0.000010	<0.000010	
Dissolved Molybdenum (Mo)	mg/L	0.0005		<0.0010	<0.0010	<0.0010	<0.0010	<0.0010	<0.0010	<0.0010	<0.0010	<0.0010	<0.0010	<0.0010	<0.00050	<0.002	<0.0010	0.000141	
Dissolved Nickel (Ni)	mg/L	0.001		<0.0020	<0.0020	<0.0020	<0.0020	<0.0020	<0.0020	<0.0020	<0.0020	<0.0020	<0.0020	<0.0020	<0.0010	<0.003	<0.0020	0.0007	
Dissolved Phosphorus (P)	mg/L	0.05		-	-	-	-	-	-	-	-	-	-	-	<0.050	-	-	-	
Dissolved Potassium (K)	mg/L	0.2		2.09	0.85	1.11	1.26	<1.0	0.82	1.00	1.26	0.87	0.88	1.32	1.60	2.13	0.99	0.92	
Dissolved Rubidium (Rb)	mg/L	0.001		-	-	-	-	-	-	-	-	-	-	-	-	-	-	0.00	
Dissolved Selenium (Se)	mg/L	0.002		<0.0010	<0.0010	<0.0010	<0.0010	<0.00040	<0.0010	<0.0010	<0.0010	<0.0010	<0.0010	<0.0010	<0.00040	<0.004	<0.0010	<0.00010	
Dissolved Silicon (Si)	mg/L	0.05		-	-	-	-	3.7	-	-	-	-	-	-	6.9	5.27	-	4.41	
Dissolved Silver (Ag)	mg/L	0.0001		<0.00010	<0.00010	<0.00010	<0.00010	<0.00010	<0.00010	<0.00010	<0.00010	<0.00010	<0.00010	<0.00010	<0.00010	<0.0001	<0.00010	<0.000010	
Dissolved Sodium (Na)	mg/L	0.1		5.03	1.47	2.98	2.69	1.46	1.87	2.25	3.08	1.75	2.01	2.75	3.97	5.49	2.17	2.18	
Dissolved Strontium (Sr)	mg/L	0.001		0.0671	0.0156	0.0249	0.0374	0.0281	0.0404	0.0566	0.0744	0.0235	0.0312	0.0486	0.0632	0.0650	0.0499	0.0369	
Dissolved Tellurium (Te)	mg/L	0.001		<0.0010	<0.0010	<0.0010	<0.0010	-	<0.0010	<0.0010	<0.0010	<0.0010	<0.0010	<0.0010	-	<0.05	<0.0010	<0.00060	
Dissolved Thallium (Tl)	mg/L	0.00005		<0.00030	<0.00030	<0.00030	<0.00030	<0.00030	<0.00030	<0.00030	<0.00030	<0.00030	<0.00030	<0.00030	<0.00030	<0.0003	<0.00030	<0.000050	
Dissolved Tin (Sn)	mg/L	0.001		<0.0010	<0.0010	<0.0010	<0.0010	<0.0010	<0.0010	<0.0010	<0.0010	<0.0010	<0.0010	<0.0010	<0.0010	<0.002	<0.0010	<0.00010	
Dissolved Titanium (Ti)	mg/L	0.005		<0.0020	0.0082	<0.0020	<0.0020	0.0022	<0.0020	<0.0020	<0.0020	0.0021	<0.0020	0.0021	0.0023	<0.002	<0.0020	0.00106	
Dissolved Tungsten (W)	mg/L	0.001		<0.010	<0.010	<0.010	<0.010	<0.010	<0.010	<0.010	<0.010	<0.010	<0.010	<0.010	<0.010	<0.002	<0.010	-	
Dissolved Uranium (U)	mg/L	0.0001		<0.0050	<0.0050	<0.0050	<0.0050	<0.0050	<0.0050	<0.0050	<0.0050	<0.0050	<0.0050	<0.0050	<0.0010	<0.002	<0.0050	0.00006	
Dissolved Vanadium (V)	mg/L	0.0005		<0.0010	<0.0010	<0.0010	<0.0010	<0.0010	<0.0010	<0.0010	<0.0010	<0.0010	<0.0010	<0.0010	0.00116	<0.002	<0.0010	0.00039	
Dissolved Zinc (Zn)	mg/L	0.005		<0.0030	0.0114	0.0132	<0.0030	<0.0030	<0.0030	<0.0030	<0.0030	0.0041	0.0051	0.0031	0.0058	0.008	<0.0030	<0.0050	
Dissolved Zirconium (Zr)	mg/L	0.001		<0.0010	<0.0010	<0.0010	<0.0010	<0.0040	<0.0010	<0.0010	<0.0010	<0.0010	<0.0010	<0.0010	<0.0040	-	<0.0010	<0.0050	

**Notes:**  
**PWQO= Provincial Water Quality Objectives**  
**All concentrations in mg/L unless otherwise stated**  
 MDL= Reportable Detection Limit  
**\* Exceedence of PWQO Standards**

At pH >5.5 to 6.5, no condition should be permitted which would increase the acid soluble inorganic aluminum concentration in clay-free samples to more than 10% above natural background concentrations for waters representative of that geological area of the Province that are unaffected by man-made inputs  
**Italized Values have detection limits above the PWQO**

**Table 3.42: Total metals for TL3**

Total Metals				2012												2013			
Parameter	Units	MDL	PWQO	Q1		Q2			Q3			Q4			Q1	Q2	Q3	Q4	
				Jan. 25	March (Apr 4)	April 26	May 15	June 20	July 19	Aug. 22	Sept. 17	Oct. 31	Nov. 27	Dec. 18	Jan 29	April 17	July 24	Oct 30	
Total Aluminum (Al)	mg/L	0.005		0.471	0.882	0.107	0.125	0.253	0.1540	0.472	0.666	0.321	0.659	0.7090	0.470	0.906	0.380	0.1400	
Total Antimony (Sb)	mg/L	0.0005	0.02	<0.00060	<0.00060	<0.00060	<0.00060	<0.00050	<0.00060	<0.00060	<0.00060	<0.00060	<0.00060	<0.00060	<0.00050	<0.003	<0.00060	<0.00010	
Total Arsenic (As)	mg/L	0.001	0.005	<0.0010	<0.0010	<0.0010	<0.0010	<0.0010	<0.0010	<0.0010	<0.0010	<0.0010	<0.0010	<0.0010	<0.0010	<0.003	<0.0010	0.00054	
Total Barium (Ba)	mg/L	0.002		0.020	0.012	<0.010	0.010	0.011	<0.010	0.015	0.014	<0.10	<0.10	0.015	0.0187	0.017	0.013	0.008	
Total Beryllium (Be)	mg/L	0.0005	0.011 - 1.1 <sup>a</sup>	<0.0010	<0.0010	<0.0010	<0.0010	<0.0010	<0.0010	<0.0010	<0.0010	<0.010	<0.010	<0.0010	<0.00050	<0.002	<0.0010	<0.00050	
Total Bismuth (Bi)	mg/L	0.001		<0.0010	<0.0010	<0.0010	<0.0010	<0.0010	<0.0010	<0.0010	<0.0010	<0.010	<0.010	<0.0010	<0.0010	<0.001	<0.0010	<0.00050	
Total Boron (B)	mg/L	0.01	0.2	<0.050	<0.050	<0.050	<0.050	<0.050	<0.050	<0.050	<0.050	<0.050	<0.050	<0.050	<0.010	<0.01	<0.050	<0.010	
Total Cadmium (Cd)	mg/L	0.0001	0.0001 - 0.0005 <sup>b</sup>	<0.000017	<0.000017	<0.000017	<0.000017	<0.000090	<0.000017	<0.000017	<0.000017	<0.000017	<0.000017	0.00002	<0.000090	<0.0001	<0.000017	<0.000010	
Total Calcium (Ca)	mg/L	0.2		34.0	6.92	11.1	16.4	12.5	17.7	28.0	36.8	11.4	15.8	21.6	37.3	29.5	23.5	16.5	
Total Cesium (Ce)	mg/L	0.0001		-	-	-	-	-	-	-	-	-	-	-	-	-	-	<0.00010	
Total Chromium (Cr)	mg/L	0.005		0.0010	0.0017	<0.0010	<0.0010	0.00057	<0.0010	0.0012	0.0013	<0.010	<0.010	0.0015	0.00123	0.006	0.0011	0.00047	
Total Cobalt (Co)	mg/L	0.0005	0.0009	<0.00050	0.00055	<0.00050	<0.00050	<0.00050	<0.00050	<0.00050	0.00059	<0.0050	<0.0050	0.00058	0.00071	0.0008	<0.00050	0.00018	
Total Copper (Cu)	mg/L	0.001	0.005	0.0017	0.0023	0.0011	0.0016	0.0015	<0.0010	0.0013	0.0011	<0.010	<0.010	0.002	0.0018	0.003	0.0015	0.00246	
Total Iron (Fe)	mg/L	0.1	0.3	1.94	0.998	0.227	0.301	0.825	1.110	1.05	1.12	1.05	2.04	2.800	6.47	2.65	0.99	0.890	
Total Lead (Pb)	mg/L	0.0005	0.001 - 0.005 <sup>c</sup>	<0.0010	<0.0010	<0.0010	<0.0010	<0.0010	<0.0010	<0.0010	<0.0010	<0.010	<0.010	<0.0010	<0.00050	<0.001	<0.0010	0.000401	
Total Lithium (Li)	mg/L	0.005		<0.050	<0.050	<0.050	<0.050		<0.050	<0.050	<0.050	<0.50	<0.50	<0.050	<0.10	<0.005	<0.050	<0.0050	
Total Magnesium (Mg)	mg/L	0.05		9.11	2.07	3.06	4.53	3.24	4.42	6.97	9.81	3.12	4.31	5.64	9.74	8.24	5.60	4.04	
Total Manganese (Mn)	mg/L	0.002		0.191	0.0355	0.0192	0.0238	0.0403	0.0318	0.201	0.361	0.029	0.140	0.135	0.254	0.177	0.128	0.032	
Total Mercury (Hg)	mg/L	0.00005		<0.00010	<0.00010	<0.00010	<0.00010	<0.00010	<0.00010	<0.00010	<0.00010	<0.00010	<0.00010	<0.00010	<0.00010	<0.0001	<0.00010	<0.000010	
Total Molybdenum (Mo)	mg/L	0.0005	0.04	<0.0010	<0.0010	<0.0010	<0.0010	<0.0010	<0.0010	<0.0010	<0.0010	<0.010	<0.010	<0.0010	<0.00050	<0.002	<0.0010	0.000117	
Total Nickel (Ni)	mg/L	0.001	0.025	<0.0020	<0.0020	<0.0020	<0.0020	<0.0020	<0.0020	<0.0020	<0.0020	<0.020	<0.020	<0.0020	0.0012	0.004	<0.0020	0.00122	
Total Phosphorus (P)	mg/L	0.05		-	-	-	-	-	-	-	-	-	-	-	0.085	-	-	-	
Total Potassium (K)	mg/L	0.2		2.28	0.86	1.03	1.19	<1.0	0.78	1.14	1.11	<5.0	<5.0	1.46	1.8	2.33	1.05	0.95	
Total Rubidium (Rb)	mg/L	0.001		-	-	-	-	-	-	-	-	-	-	-	-	-	-	0.0015	
Total Selenium (Se)	mg/L	0.002	0.1	<0.0010	<0.0010	<0.0010	<0.0010	0.00046	<0.0010	<0.0010	<0.0010	<0.010	<0.010	<0.0010	<0.00040	<0.004	<0.0010	<0.00010	
Total Silicon (Si)	mg/L	0.05		-	-	-	-	3.5	-	-	-	-	-	-	8.20	7.75	-	4.26	
Total Silver (Ag)	mg/L	0.0001	0.0001	<0.00010	<0.00010	<0.00010	<0.00010	<0.00010	<0.00010	<0.00010	<0.00010	<0.0010	<0.0010	<0.00010	<0.00010	<0.00010	<0.00010	<0.000010	
Total Sodium (Na)	mg/L	0.1		5.30	1.37	1.89	2.48	1.48	1.81	2.22	3.23	1.60	2.10	2.97	4.49	5.75	2.06	2.04	
Total Strontium (Sr)	mg/L	0.001		0.0715	0.0165	0.0243	0.0354	0.0271	0.0414	0.0589	0.0788	0.023	0.033	0.0487	0.081	0.078	0.054	0.0344	
Total Tellurium (Te)	mg/L	0.001		<0.0010	<0.0010	<0.0010	<0.0010	-	<0.0010	<0.0010	<0.0010	<0.010	<0.010	<0.0010	-	0.05	<0.0010	<0.00060	
Total Thallium (Tl)	mg/L	0.00005	0.0003	<0.00030	<0.00030	<0.00030	<0.00030	<0.00030	<0.00030	<0.00030	<0.00030	<0.0030	<0.0030	<0.00030	<0.00030	<0.0003	<0.00030	<0.000050	
Total Tin (Sn)	mg/L	0.001		<0.0010	<0.0010	<0.0010	<0.0010	<0.0010	<0.0010	<0.0010	<0.0010	<0.010	<0.010	<0.0010	<0.0010	<0.002	<0.0010	0.00012	
Total Titanium (Ti)	mg/L	0.005		0.0205	0.0339	0.0031	0.0046	0.0074	0.0069	0.0209	0.0295	<0.020	0.027	0.0306	0.0197	0.047	0.015	0.0056	
Total Tungsten (W)	mg/L	0.001	0.03	<0.010	<0.010	<0.010	<0.010	<0.010	<0.010	<0.010	<0.010	<0.10	<0.10	<0.010	<0.010	<0.002	<0.010	-	
Total Uranium (U)	mg/L	0.0001	0.005	<0.0050	<0.0050	<0.0050	<0.0050	<0.0050	<0.0050	<0.0050	<0.0050	<0.050	<0.050	<0.0050	<0.0010	<0.001	<0.0050	0.000069	
Total Vanadium (V)	mg/L	0.0005	0.006	0.0019	0.0018	<0.0010	<0.0010	0.0011	<0.0010	0.0013	0.0015	<0.010	<0.010	0.0019	0.00264	0.003	0.0013	0.00084	
Total Zinc (Zn)	mg/L	0.005	0.02	0.0056	0.0044	<0.0030	<0.0030	<0.0030	<0.0030	0.0032	0.0030	<0.030	<0.030	0.0079	0.0056	0.020	<0.0030	<0.0050	
Total Zirconium (Zr)	mg/L	0.001		<0.0010	<0.0010	<0.0010	<0.0010	<0.0040	<0.0010	<0.0010	<0.0010	<0.010	<0.010	<0.0010	<0.0040	-	<0.0010	<0.0050	

**Notes:**  
**PWQO= Provincial Water Quality Objectives**  
**All concentrations in mg/L unless otherwise stated**  
 MDL= Reportable Detection Limit  
**\* Exceedence of PWQO Standards**  
<sup>a</sup>Criteria is 0.011mg/L if Hardness as CaCO3 is = 75mg/L  
 Criteria is 1.1 mg/L if the sample hardness is >75mg/L  
<sup>b</sup>Criteria is 0.0001mg/L if the the sample hardness is = 0-100 mg/L  
 Criteria is 0.0005 mg/L if the sample hardness is >100 mg/L  
<sup>c</sup>The criteria will be 0.001 mg/L if the sample hardness is 30mg/L  
 The criteria will be 0.003 mg/L if the sample hardness is = 30-80mg/L  
 The criteria will be 0.005 µg/L if the sample hardness is = >30-80mg/L  
**Italized Values have detection limits above the PWQO**

**Table 3.43: Inorganics for JCTA**

Inorganics	2012													2013				
	Parameter	Units	MDL	PWQO	Q1		Q2			Q3			Q4		Q1	Q2	Q3	Q4
					Jan. 27	March (Apr 5)	April 27	May 15	June 20	July 19	Aug. 22	Sept. 17	Nov. 27	Dec. 19	Jan 28	April 17	July 24	Oct 30
Alkalinity (Total as CaCO <sub>3</sub> )	mg/L	1		93.1	18.3	28.1	45.7	31.4	45.8	80.6	106	40.4	64.9	-	81	66.3	47.6	
Conductivity	umho/cm	1		180	59.2	75.7	108	75.1	95.9	161	222	95.8	146	191	180	136	96.8	
Dissolved Chloride (Cl)	mg/L	1		0.92	0.61	0.77	0.97	0.32	0.41	0.81	1.37	<2.0	1.83	-	3.68	0.68	1.32	
Dissolved Sulphate (SO <sub>4</sub> )	mg/L	1		3.63	3.55	3.33	2.47	0.57	0.41	0.51	1.04	2.1	2.55	-	5.07	<0.30	0.72	
Hardness (CaCO <sub>3</sub> )	mg/L	1.0		90.5	24.2	34.2	51.1	42	53.2	83.2	114	44.4	60.8	108	90.3	76.1	48.6	
Nitrate (N)	mg/L	0.1		0.044	0.071	<0.030	<0.030	<0.030	<0.030	<0.030	0.063	<0.10	0.054	-	0.19	<0.030	0.042	
Nitrite (N)	mg/L	0.01		<0.020	<0.020	<0.020	<0.020	<0.020	<0.020	<0.020	<0.020	<0.10	<0.020	-	<0.05	<0.020	<0.020	
pH	pH		6.5-8.5	6.87	6.95	7.24	7.52	7.00	7.27	7.45	7.58	7.09	7.3	7.86	7.61	7.26	7.49	
Total Ammonia-N	mg/L	0.05		0.071	<0.020	<0.020	<0.020	<0.020	<0.020	0.089	0.031	0.038	0.163	-	0.36	0.056	<0.020	
Total Phosphorus	mg/L	0.002	a	0.006	0.0216	0.0104	0.0247	0.0149	0.0294	0.0266	0.0543	0.0266	0.0365	-	0.03	0.0205	0.0156	
Total Suspended Solids	mg/L	1		4.1	7.9	<2.0	4.5	4.3	6.9	9.7	40.2	<2.0	2.2	-	12	4.9	3.1	
Acidity (as CaCO <sub>3</sub> )	mg/L	2		6.4	4.8	3.2	2.2	3.8	3.4	3.6	6.8	7	8	-	<5	6	7	
Oil and Grease	mg/L	2		<2.0	<2.0	<2.0	<2.0	<2.0	<2.0	<2.0	<2.0	<2.0	<2.0	-	<0.5	<2.0	<2.0	
Cyanide, Weak Acid Diss	mg/L	0.002		<0.0020	<0.0020	<0.0020	<0.0020	<0.0020	<0.0020	<0.0020	<0.0020	<0.0020	<0.0020	<0.0020	-	<0.0020	<0.0020	
Cyanide, Total	mg/L	0.002		<0.0020	<0.0020	<0.0020	<0.0020	0.0065	<0.0020	<0.0020	<0.0020	<0.0020	<0.0020	<0.0020	<0.002	<0.0020	<0.0020	
Cyanide, Free	mg/L	0.002	0.005	<0.0050	<0.0050	<0.0050	<0.0050	<0.0050	<0.0050	<0.0050	<0.0050	<0.0050	<0.0050	<0.0050	<0.002	<0.0050	<0.0050	

**Notes:**

**PWQO= Provincial Water Quality Objectives**

**All concentrations in mg/L unless otherwise stated**

MDL= Reportable Detection Limit

**\* Exceedence of PWQO Standards**

for the ice-free period should not exceed 0.02 mg/L; a high level of protection against aesthetic deterioration will be provided by a total phosphorus concentration for the ice-free period of 0.01 mg/L or less. This should apply to all lakes naturally below this value; Excessive plant growth in rivers and streams should be eliminated at a total phosphorus concentration below 0.03 mg/L.

**Italized Values have detection limits above the PWQO**

**Table 3.44: Dissolved metals for JCTA**

Dissolved Metals				2012										2013			
Parameter	Units	MDL	PWQO	Q1		Q2			Q3			Q4		Q1	Q2	Q3	Q4
				Jan. 27	March (Apr 5)	April 27	May 15	June 20	July 19	Aug. 22	Sept. 17	Nov. 27	Dec. 19	Jan 28	April 17	July 24	Oct 30
Dissolved Aluminum (Al)	mg/L	0.005		<0.0050	0.119	0.0601	0.0352	0.138	0.0332	0.0190	0.0092	0.0781	0.0706	0.077	0.034	0.0318	0.0407
Dissolved Antimony (Sb)	mg/L	0.0005		<0.00060	<0.00060	<0.00060	<0.00060	<0.0050	<0.00060	<0.00060	<0.00060	<0.00060	<0.00060	<0.00050	<0.003	<0.00060	<0.00010
Dissolved Arsenic (As)	mg/L	0.001		<0.0010	<0.0010	<0.0010	<0.0010	<0.0010	<0.0010	0.0010	<0.0010	<0.0010	<0.0010	<0.0010	<0.003	<0.0010	0.00051
Dissolved Barium (Ba)	mg/L	0.002		0.013	<0.010	<0.010	<0.010	<0.010	<0.010	0.010	0.010	<0.010	0.010	0.018	0.013	<0.010	0.006
Dissolved Beryllium (Be)	mg/L	0.0005		<0.0010	<0.0010	<0.0010	<0.0010	<0.0010	<0.0010	<0.0010	<0.0010	<0.0010	<0.0010	<0.00050	<0.002	<0.0010	<0.00050
Dissolved Bismuth (Bi)	mg/L	0.001		<0.0010	<0.0010	<0.0010	<0.0010	<0.0010	<0.0010	<0.0010	<0.0010	<0.0010	<0.0010	<0.0010	<0.001	<0.0010	<0.000050
Dissolved Boron (B)	mg/L	0.01		<0.050	<0.050	<0.050	<0.050	<0.050	<0.050	<0.050	<0.050	<0.050	<0.050	<0.010	<0.01	<0.050	<0.010
Dissolved Cadmium (Cd)	mg/L	0.0001		<0.000017	<0.000017	<0.000017	<0.000017	<0.000090	<0.000017	<0.000017	<0.000017	<0.000017	<0.000017	<0.000090	<0.0001	<0.000017	<0.000010
Dissolved Calcium (Ca)	mg/L	0.2		29.4	6.71	9.48	14.2	11.7	15.1	23.9	31.6	12.2	16.6	27.4	24.5	21.4	13.4
Dissolved Cesium (Ce)	mg/L	0.0001		-	-	-	-	-	-	-	-	-	-	-	-	-	<0.00010
Dissolved Chromium (Cr)	mg/L	0.005		<0.0010	<0.0010	<0.0010	<0.0010	<0.00050	<0.0010	<0.0010	<0.0010	<0.0010	<0.0010	<0.00050	<0.003	<0.0010	0.0003
Dissolved Cobalt (Co)	mg/L	0.0005		<0.00050	<0.00050	<0.00050	<0.00050	<0.00050	<0.00050	<0.00050	<0.00050	<0.00050	0.00087	0.00225	0.0007	<0.00050	0.00021
Dissolved Copper (Cu)	mg/L	0.001		<0.0010	0.0011	<0.0010	<0.0010	<0.0010	<0.0010	<0.0010	<0.0010	<0.0010	<0.0010	<0.0010	0.006	<0.0010	0.00081
Dissolved Iron (Fe)	mg/L	0.1		0.280	0.226	0.111	0.136	0.590	0.893	0.885	0.325	0.867	1.810	4.480	1.180	0.566	0.729
Dissolved Lead (Pb)	mg/L	0.0005		<0.0010	<0.0010	<0.0010	<0.0010	<0.0010	<0.0010	<0.0010	<0.0010	<0.0010	<0.0010	<0.00050	<0.001	<0.0010	<0.000050
Dissolved Lithium (Li)	mg/L	0.005		<0.050	<0.050	<0.050	<0.050	-	<0.050	<0.050	<0.050	<0.050	<0.050	<0.10	<0.005	<0.050	<0.0050
Dissolved Magnesium (Mg)	mg/L	0.05		4.17	1.82	2.55	3.82	3.03	3.78	5.73	8.53	3.40	4.68	6.94	7.07	5.51	3.68
Dissolved Manganese (Mn)	mg/L	0.002		0.271	0.0120	0.0308	0.0595	0.0551	0.2250	0.464	0.6790	0.147	0.546	1.6900	0.3630	0.032	0.115
Dissolved Mercury (Hg)	mg/L	0.00005	0.0002	<0.00010	<0.00010	<0.000010	<0.000010	<0.000010	<0.000010	<0.000010	<0.000010	<0.000010	<0.000010	<0.000010	<0.000010	<0.000010	<0.000010
Dissolved Molybdenum (Mo)	mg/L	0.0005		<0.0010	<0.0010	<0.0010	<0.0010	<0.0010	<0.0010	<0.0010	<0.0010	<0.0010	<0.0010	<0.00050	<0.002	<0.0010	0.000133
Dissolved Nickel (Ni)	mg/L	0.001		<0.0020	<0.0020	<0.0020	<0.0020	<0.0020	<0.0020	<0.0020	<0.0020	<0.0020	<0.0020	<0.0010	<0.003	<0.0020	0.00061
Dissolved Phosphorus (P)	mg/L	0.05		-	-	-	-	<0.050	-	-	-	-	-	<0.050	-	-	-
Dissolved Potassium (K)	mg/L	0.2		1.68	0.81	0.99	1.17	<1.0	0.59	0.97	1.34	0.77	1.08	1.30	1.73	0.84	0.83
Dissolved Rubidium (Rb)	mg/L	0.001		-	-	-	-	-	-	-	-	-	-	-	-	-	0.0014
Dissolved Selenium (Se)	mg/L	0.002		<0.0010	<0.0010	<0.0010	<0.0010	0.00043	<0.0010	<0.0010	<0.0010	<0.0010	<0.0010	<0.00040	<0.004	<0.0010	<0.00010
Dissolved Silicon (Si)	mg/L	0.05		-	-	-	-	3.6	-	-	-	-	-	6.5	6.02	-	4.37
Dissolved Silver (Ag)	mg/L	0.0001		<0.00010	<0.00010	<0.00010	<0.00010	<0.00010	<0.00010	<0.00010	<0.00010	<0.00010	<0.00010	<0.00010	<0.0001	<0.00010	<0.000010
Dissolved Sodium (Na)	mg/L	0.1		2.43	1.25	1.72	2.27	1.40	1.49	1.91	2.67	1.80	2.39	3.02	4.03	1.81	1.78
Dissolved Strontium (Sr)	mg/L	0.001		0.0512	0.0145	0.0199	0.0300	0.0267	0.0336	0.0493	0.0620	0.0261	0.0395	0.0534	0.0520	0.0466	0.0300
Dissolved Tellurium (Te)	mg/L	0.001		<0.0010	<0.0010	<0.0010	<0.0010	-	<0.0010	<0.0010	<0.0010	<0.0010	<0.0010	-	<0.05	<0.0010	<0.00060
Dissolved Thallium (Tl)	mg/L	0.00005		<0.00030	<0.00030	<0.00030	<0.00030	<0.00030	<0.00030	<0.00030	<0.00030	<0.00030	<0.00030	<0.00030	<0.0003	<0.00030	<0.000050
Dissolved Tin (Sn)	mg/L	0.001		<0.0010	<0.0010	<0.0010	<0.0010	<0.0010	<0.0010	<0.0010	<0.0010	<0.0010	<0.0010	<0.0010	<0.002	<0.0010	0.00012
Dissolved Titanium (Ti)	mg/L	0.005		<0.0020	0.0026	<0.0020	<0.0020	0.0024	<0.0020	<0.0020	<0.0020	<0.0020	0.0026	0.0032	<0.002	<0.0020	0.00135
Dissolved Tungsten (W)	mg/L	0.001		<0.010	<0.010	<0.010	<0.010	<0.010	<0.010	<0.010	<0.010	<0.010	<0.010	<0.010	<0.002	<0.010	-
Dissolved Uranium (U)	mg/L	0.0001		<0.0050	<0.0050	<0.0050	<0.0050	<0.0050	<0.0050	<0.0050	<0.0050	<0.0050	<0.0050	<0.0010	<0.002	<0.0050	0.000043
Dissolved Vanadium (V)	mg/L	0.0005		<0.0010	<0.0010	<0.0010	<0.0010	<0.0010	<0.0010	<0.0010	<0.0010	<0.0010	<0.0010	0.00141	<0.002	<0.0010	0.00041
Dissolved Zinc (Zn)	mg/L	0.005		<0.0030	0.0059	0.0118	0.0036	0.0035	<0.0030	<0.0030	<0.0030	0.0048	<0.0030	<0.0030	0.005	<0.0030	<0.0050
Dissolved Zirconium (Zr)	mg/L	0.001		<0.0010	<0.0010	<0.0010	<0.0010	<0.0040	<0.0010	<0.0010	<0.0010	<0.0010	<0.0010	<0.0040	-	<0.0010	<0.0050

**Notes:**  
**PWQO= Provincial Water Quality Objectives**  
**All concentrations in mg/L unless otherwise stated**  
 MDL= Reportable Detection Limit  
**\* Exceedence of PWQO Standards**

At pH >5.5 to 6.5, no condition should be permitted which would increase the acid soluble inorganic aluminum concentration in clay-free samples to more than 10% above natural background concentrations for waters representative of that geological area of the Province that are unaffected by man-made inputs  
**Italized Values have detection limits above the PWQO**

**Table 3.45: Total metals for JCTA**

Total Metals	2012																	2013			
	Parameter	Units	MDL	PWQO	Q1		Q2			Q3			Q4		Q1	Q2	Q3	Q4			
					Jan. 27	March (Apr 5)	April 27	May 15	June 20	July 19	Aug. 22	Sept. 17	Nov. 27	Dec. 19	Jan 28	April 17	July 24	Oct 30			
Total Aluminum (Al)	mg/L	0.005			0.0864	0.266	0.140	0.331	0.164	0.1090	0.149	0.555	0.178	0.2250	0.5290	0.4140	0.087	0.063			
Total Antimony (Sb)	mg/L	0.0005	0.02	<0.00060	<0.00060	<0.00060	<0.00060	<0.00060	<0.00060	<0.00060	<0.00060	<0.00060	<0.00060	<0.00060	<0.00050	<0.003	<0.00060	<0.00010			
Total Arsenic (As)	mg/L	0.001	0.005	<0.0010	<0.0010	<0.0010	<0.0010	<0.0010	0.001	0.0011	<0.0010	<0.0010	<0.0010	0.0011	<0.003	<0.0010	0.00054				
Total Barium (Ba)	mg/L	0.002		0.014	<0.010	<0.010	0.012	<0.010	<0.010	0.013	0.015	<0.010	0.012	0.026	0.013	0.010	0.006				
Total Beryllium (Be)	mg/L	0.0005	0.011 - 1.1 <sup>a</sup>	<0.0010	<0.0010	<0.0010	<0.0010	<0.0010	<0.0010	<0.0010	<0.0010	<0.0010	<0.0010	<0.00050	<0.002	<0.0010	<0.00050				
Total Bismuth (Bi)	mg/L	0.001		<0.0010	<0.0010	<0.0010	<0.0010	<0.0010	<0.0010	<0.0010	<0.0010	<0.0010	<0.0010	<0.0010	<0.0010	<0.0010	<0.00050				
Total Boron (B)	mg/L	0.01	0.2	<0.050	<0.050	<0.050	<0.050	<0.050	<0.050	<0.050	<0.050	<0.050	<0.050	<0.010	<0.010	<0.050	<0.010				
Total Cadmium (Cd)	mg/L	0.0001	0.0001 - 0.0005 <sup>b</sup>	<0.000017	<0.000017	<0.000017	<0.000017	<0.000090	<0.000017	<0.000017	<0.000017	<0.000017	<0.000017	<0.000090	<0.0001	<0.000017	<0.000010				
Total Calcium (Ca)	mg/L	0.2		30.4	7.12	9.71	14.1	11.1	15.4	25.1	30.4	13.7	19.6	30.4	25.9	21.8	13.2				
Total Cesium (Ce)	mg/L	0.0001		-	-	-	-	-	-	-	-	-	-	-	-	-	<0.00010				
Total Chromium (Cr)	mg/L	0.005		<0.0010	<0.0010	<0.0010	<0.0010	<0.00050	<0.0010	<0.0010	0.001	<0.0010	<0.0010	0.00141	<0.003	<0.0010	0.00036				
Total Cobalt (Co)	mg/L	0.0005	0.0009	<0.00050	<0.00050	<0.00050	<0.00050	<0.00050	0.00051	0.00072	0.00096	<0.00050	0.00097	0.00314	0.0010	<0.00050	0.00025				
Total Copper (Cu)	mg/L	0.001	0.005	<0.0010	<0.0010	0.0011	0.0012	<0.0010	<0.0010	<0.0010	<0.0010	<0.0010	<0.0010	0.0014	<0.002	<0.0010	0.00131				
Total Iron (Fe)	mg/L	0.1	0.3	1.24	0.316	0.305	0.704	0.872	1.540	1.50	1.590	1.72	2.850	9.110	2.570	1.04	1.110				
Total Lead (Pb)	mg/L	0.0005	0.001 - 0.005 <sup>c</sup>	<0.0010	<0.0010	<0.0010	<0.0010	<0.0010	<0.0010	<0.0010	<0.0010	<0.0010	<0.0010	<0.00050	<0.001	<0.0010	0.000058				
Total Lithium (Li)	mg/L	0.005		<0.050	<0.050	<0.050	<0.050		<0.050	<0.050	<0.050	<0.050	<0.050	<0.10	<0.005	<0.050	<0.0050				
Total Magnesium (Mg)	mg/L	0.05		4.16	2.06	2.75	3.93	2.64	3.72	6.02	7.98	3.48	4.93	7.75	7.26	5.18	3.67				
Total Manganese (Mn)	mg/L	0.002		0.304	0.0108	0.0339	0.100	0.0695	0.2830	0.510	1.090	0.175	0.597	2.08	0.4590	0.124	0.118				
Total Mercury (Hg)	mg/L	0.00005		<0.00010	<0.00010	<0.00010	<0.00010	<0.00010	<0.00010	<0.00010	<0.00010	<0.00010	<0.00010	<0.00010	<0.00010	<0.00010	<0.00010				
Total Molybdenum (Mo)	mg/L	0.0005	0.04	<0.0010	<0.0010	<0.0010	<0.0010	<0.0010	<0.0010	<0.0010	<0.0010	<0.0010	<0.0010	<0.00050	<0.002	<0.0010	0.000174				
Total Nickel (Ni)	mg/L	0.001	0.025	<0.0020	<0.0020	<0.0020	<0.0020	<0.0020	<0.0020	<0.0020	<0.0020	<0.0020	<0.0020	0.0014	<0.003	<0.0020	0.00063				
Total Phosphorus (P)	mg/L	0.05		-	-	-	-	-	-	-	-	-	-	0.101	-	-	-				
Total Potassium (K)	mg/L	0.2		1.83	0.60	1.03	1.20	<1.0	0.59	1.06	1.18	0.88	1.10	1.50	1.94	0.79	0.80				
Total Rubidium (Rb)	mg/L	0.001		-	-	-	-	-	-	-	-	-	-	-	-	-	0.0015				
Total Selenium (Se)	mg/L	0.002	0.1	<0.0010	<0.0010	<0.0010	<0.0010	0.00044	<0.0010	<0.0010	<0.0010	<0.0010	1.1	<0.00040	<0.004	<0.0010	<0.00010				
Total Silicon (Si)	mg/L	0.05		-	-	-	-	3.0	-	-	-	-	-	8.2	6.47	-	3.99				
Total Silver (Ag)	mg/L	0.0001	0.0001	<0.00010	<0.00010	<0.00010	<0.00010	<0.00010	<0.00010	<0.00010	<0.00010	<0.00010	<0.00010	<0.00010	<0.00010	<0.00010	<0.00010				
Total Sodium (Na)	mg/L	0.1		2.57	1.27	1.78	2.27	1.21	1.53	1.89	2.66	1.94	2.44	3.52	4.38	1.68	1.79				
Total Strontium (Sr)	mg/L	0.001		0.0541	0.0154	0.0210	0.0321	0.0269	0.0372	0.0517	0.0514	0.0295	0.0413	0.0678	0.0570	0.0484	0.0300				
Total Tellurium (Te)	mg/L	0.001		<0.0010	<0.0010	<0.0010	<0.0010	-	<0.0010	<0.0010	<0.0010	<0.0010	<0.0010	-	<0.05	<0.0010	<0.00060				
Total Thallium (Tl)	mg/L	0.00005	0.0003	<0.00030	<0.00030	<0.00030	<0.00030	<0.00030	<0.00030	<0.00030	<0.00030	<0.00030	<0.00030	<0.00030	<0.00030	<0.00030	<0.000050				
Total Tin (Sn)	mg/L	0.001		<0.0010	<0.0010	<0.0010	<0.0010	<0.0010	<0.0010	<0.0010	<0.0010	<0.0010	<0.0010	<0.0010	<0.002	<0.0010	<0.00010				
Total Titanium (Ti)	mg/L	0.005		0.0043	0.0063	0.0040	0.0136	0.0046	0.0046	0.0072	0.0226	0.0058	0.0086	0.0217	0.018	0.0034	0.0023				
Total Tungsten (W)	mg/L	0.001	0.03	<0.010	<0.010	<0.010	<0.010	<0.010	<0.010	<0.010	<0.010	<0.010	<0.010	<0.010	<0.002	<0.010	-				
Total Uranium (U)	mg/L	0.0001	0.005	<0.0050	<0.0050	<0.0050	<0.0050	<0.0050	<0.0050	<0.0050	<0.0050	<0.0050	<0.0050	<0.0010	<0.001	<0.0050	0.000049				
Total Vanadium (V)	mg/L	0.0005	0.006	<0.0010	<0.0010	<0.0010	<0.0010	<0.0010	<0.0010	<0.0010	0.0012	<0.0010	0.0012	0.0032	<0.002	<0.0010	0.00062				
Total Zinc (Zn)	mg/L	0.005	0.02	<0.0030	<0.0030	<0.0030	<0.0030	0.0031	<0.0030	<0.0030	0.003	0.0049	0.0043	0.004	0.024	<0.0030	<0.0050				
Total Zirconium (Zr)	mg/L	0.001		<0.0010	<0.0010	<0.0010	<0.0010	<0.0040	<0.0010	<0.0010	<0.0010	<0.0010	<0.0010	<0.0040	-	<0.0010	<0.0050				

**Notes:**  
 PWQO= Provincial Water Quality Objectives  
 All concentrations in mg/L unless otherwise stated  
 MDL= Reportable Detection Limit  
 \* Exceedence of PWQO Standards  
<sup>a</sup> Criteria is 0.011mg/L if Hardness as CaCO<sub>3</sub> is = 75mg/L  
 Criteria is 1.1 mg/L if the sample hardness is >75mg/L  
<sup>b</sup> Criteria is 0.0001mg/L if the the sample hardness is = 0-100 mg/L  
 Criteria is 0.0005 mg/L if the sample hardness is >100 mg/L  
<sup>c</sup> The criteria will be 0.001 mg/L if the sample hardness is 30mg/L  
 The criteria will be 0.003 mg/L if the sample hardness is = 30-80mg/L  
 The criteria will be 0.005 µg/L if the sample hardness is = >30-80mg/L  
 Italicized Values have detection limits above the PWQO

**Table 3.46: 2012 Quarterly mean concentrations for inorganics – SW1**

	Q1-Mean	Q2-Mean	Q3-Mean	Q4-Mean
Alkalinity (Total as CaCO <sub>3</sub> )	44.97	49.43	74.50	59.23
Conductivity	99.17	111.07	150.67	126.3
Dissolved Chloride (Cl)	0.553	0.765	0.38	0.765
Dissolved Sulphate (SO <sub>4</sub> )	2.52	1.35	1.14	2.11
Hardness (CaCO <sub>3</sub> )	46.8	56.00	73.13	57.13
Nitrate (N)	0.115	-	-	-
Nitrite (N)	-	-	-	-
pH	7.02	7.43	7.43	7.18
Total Ammonia-N	0.071	-	-	-
Total Phosphorus	0.0136	0.0322	0.0099	0.007
Total Suspended Solids	3.35	30.40	9.45	5.00
Acidity (as CaCO <sub>3</sub> )	4.67	4.40	4.53	5.73
Oil and Grease	-	-	-	-
Cyanide, Weak Acid Diss	-	-	-	-
Cyanide, Total	-	0.0067	-	-
Cyanide, Free	-	-	-	-



**Table 3.47: 2012 Quarterly mean concentrations for dissolved metals – SW1**

	Q1-Mean	Q2-Mean	Q3-Mean	Q4-Mean
Dissolved Aluminum (Al)	0.0580	0.0308	-	0.0125
Dissolved Antimony (Sb)	-	-	-	-
Dissolved Arsenic (As)	-	-	-	-
Dissolved Barium (Ba)	0.013	0.014	0.0105	0.011
Dissolved Beryllium (Be)	-	-	-	-
Dissolved Bismuth (Bi)	-	-	-	-
Dissolved Boron (B)	-	-	-	-
Dissolved Cadmium (Cd)	-	0.000024	-	-
Dissolved Calcium (Ca)	14.72	16.33	23.27	18.20
Dissolved Cesium (Ce)	-	-	-	-
Dissolved Chromium (Cr)	-	0.0013	-	-
Dissolved Cobalt (Co)	-	-	-	-
Dissolved Copper (Cu)	-	0.0020	-	-
Dissolved Iron (Fe)	0.181	0.155	2.8567	0.179
Dissolved Lead (Pb)	-	-	-	-
Dissolved Lithium (Li)	-	-	-	-
Dissolved Magnesium (Mg)	2.45	3.73	3.64	2.86
Dissolved Manganese (Mn)	0.0969	0.0451	0.0782	0.126
Dissolved Mercury (Hg)	-	-	-	-
Dissolved Molybdenum (Mo)	-	-	-	-
Dissolved Nickel (Ni)	-	-	-	-
Dissolved Phosphorus (P)	-	-	-	-
Dissolved Potassium (K)	1.18	1.36	0.81	1.09
Dissolved Rubidium (Rb)	-	-	-	-
Dissolved Selenium (Se)	-	-	-	-
Dissolved Silicon (Si)	-	3.60	-	-
Dissolved Silver (Ag)	-	-	-	-
Dissolved Sodium (Na)	1.55	1.73	1.78	1.71
Dissolved Strontium (Sr)	0.0259	0.0291	0.0472	0.0316
Dissolved Tellurium (Te)	-	-	-	-
Dissolved Thallium (Tl)	-	-	-	-
Dissolved Tin (Sn)	-	-	-	-
Dissolved Titanium (Ti)	-	-	-	-
Dissolved Tungsten (W)	-	-	-	-
Dissolved Uranium (U)	-	-	-	-
Dissolved Vanadium (V)	-	-	-	-
Dissolved Zinc (Zn)	0.0062	0.0051	-	0.0046
Dissolved Zirconium (Zr)	-	-	-	-

**Table 3.48: 2012 Quarterly mean concentrations for total metals – SW1**

	Q1-Mean	Q2-Mean	Q3-Mean	Q4-Mean
Total Aluminum (Al)	0.102	0.436	0.104	0.062
Total Antimony (Sb)	-	-	-	-
Total Arsenic (As)	-	-	-	-
Total Barium (Ba)	0.0140	0.024	0.012	0.012
Total Beryllium (Be)	-	-	-	-
Total Bismuth (Bi)	-	-	-	-
Total Boron (B)	-	-	-	-
Total Cadmium (Cd)	-	0.00002	-	-
Total Calcium (Ca)	14.79	15.03	24.37	19.33
Total Cesium (Ce)	-	-	-	-
Total Chromium (Cr)	-	0.00280	-	-
Total Cobalt (Co)	-	0.00089	-	-
Total Copper (Cu)	-	0.00340	-	-
Total Iron (Fe)	0.560	0.816	0.395	0.460
Total Lead (Pb)	-	-	-	-
Total Lithium (Li)	-	-	-	-
Total Magnesium (Mg)	2.44	3.51	3.75	2.90
Total Manganese (Mn)	0.108	0.063	0.145	0.138
Total Mercury (Hg)	-	-	-	-
Total Molybdenum (Mo)	-	-	-	-
Total Nickel (Ni)	-	0.00290	-	-
Total Phosphorous (P)	-	-	-	-
Total Potassium (K)	1.12	1.31	0.75	1.12
Total Rubidium (Rb)	-	-	-	-
Total Selenium (Se)	-	-	-	-
Total Silicon (Si)	-	3.10	-	-
Total Silver (Ag)	-	-	-	-
Total Sodium (Na)	1.52	1.57	1.83	1.77
Total Strontium (Sr)	0.027	0.028	0.045	0.032
Total Tellurium (Te)	-	-	-	-
Total Thallium (Tl)	-	-	-	-
Total Tin (Sn)	-	-	-	-
Total Titanium (Ti)	0.0038	0.018	0.0068	0.0030
Total Tungsten (W)	-	-	-	-
Total Uranium (U)	-	-	-	-
Total Vanadium (V)	-	0.00290	-	-
Total Zinc (Zn)	-	0.00820	-	-
Total Zirconium (Zr)	-	0.0010	-	-

**Table 3.49: 2012 Quarterly mean concentrations for inorganics – SW2**

	Q1-Mean	Q2-Mean	Q3-Mean	Q4-Mean
Alkalinity (Total as CaCO <sub>3</sub> )	50.00	54.23	65.03	65.55
Conductivity	139.00	123.33	133.33	140.00
Dissolved Chloride (Cl)	4.58	1.45	0.240	2.20
Dissolved Sulphate (SO <sub>4</sub> )	5.33	1.62	0.78	1.02
Hardness (CaCO <sub>3</sub> )	56.50	61.90	73.70	70.25
Nitrate (N)	0.122	0.031	0.0585	-
Nitrite (N)	-	-	-	-
pH	7.56	7.54	7.73	7.40
Total Ammonia-N	-	-	0.028	-
Total Phosphorus	0.0829	0.0952	0.0853	0.0246
Total Suspended Solids	5.90	57.17	35.53	14.00
Acidity (as CaCO <sub>3</sub> )	5.60	4.33	2.80	3.70
Oil and Grease	-	-	-	-
Cyanide, Weak Acid Diss	-	-	-	-
Cyanide, Total	-	0.006	-	-
Cyanide, Free	-	-	-	-

**Table 3.50: 2012 Quarterly mean concentrations for dissolved metals – SW2**

	Q1-Mean	Q2-Mean	Q3-Mean	Q4-Mean
Dissolved Aluminum (Al)	0.1230	0.0426	0.0350	0.0455
Dissolved Antimony (Sb)	-	-	-	-
Dissolved Arsenic (As)	-	-	-	-
Dissolved Barium (Ba)	-	0.0130	-	0.0130
Dissolved Beryllium (Be)	-	-	-	-
Dissolved Bismuth (Bi)	-	-	-	-
Dissolved Boron (B)	-	-	-	-
Dissolved Cadmium (Cd)	-	0.000025	-	-
Dissolved Calcium (Ca)	15.80	17.50	21.03	19.05
Dissolved Cesium (Ce)	-	-	-	-
Dissolved Chromium (Cr)	-	-	-	-
Dissolved Cobalt (Co)	-	-	-	-
Dissolved Copper (Cu)	0.0032	0.0018	0.0010	0.0014
Dissolved Iron (Fe)	0.0690	0.2963	0.4550	0.200
Dissolved Lead (Pb)	-	-	-	-
Dissolved Lithium (Li)	-	-	-	-
Dissolved Magnesium (Mg)	4.1500	4.4400	5.1633	5.5150
Dissolved Manganese (Mn)	0.0079	0.0978	0.0479	0.0187
Dissolved Mercury (Hg)	-	-	-	-
Dissolved Molybdenum (Mo)	-	-	-	-
Dissolved Nickel (Ni)	-	-	-	-
Dissolved Phosphorous (P)	-	-	-	-
Dissolved Potassium (K)	1.56	1.37	0.62	1.38
Dissolved Rubidium (Rb)	-	-	-	-
Dissolved Selenium (Se)	-	-	-	-
Dissolved Silicon (Si)	-	3.60	-	-
Dissolved Silver (Ag)	-	-	-	-
Dissolved Sodium (Na)	3.79	2.24	1.79	2.13
Dissolved Strontium (Sr)	0.0287	0.0322	0.0332	0.0332
Dissolved Tellurium (Te)	-	-	-	-
Dissolved Thallium (Tl)	-	-	-	-
Dissolved Tin (Sn)	-	-	-	-
Dissolved Titanium (Ti)	0.0051	0.0027	0.0024	-
Dissolved Tungsten (W)	-	-	-	-
Dissolved Uranium (U)	-	-	-	-
Dissolved Vanadium (V)	0.0012	-	-	-
Dissolved Zinc (Zn)	0.0086	0.0089	-	-
Dissolved Zirconium (Zr)	-	-	-	-

**Table 3.51: 2012 Quarterly mean concentrations for total metals – SW2**

	Q1-Mean	Q2-Mean	Q3-Mean	Q4-Mean
Total Aluminum (Al)	0.9820	0.5210	0.5073	0.8125
Total Antimony (Sb)	-	-	-	-
Total Arsenic (As)	-	-	-	-
Total Barium (Ba)	0.0150	0.0193	0.0135	0.0170
Total Beryllium (Be)	-	-	-	-
Total Bismuth (Bi)	-	-	-	-
Total Boron (B)	-	-	-	-
Total Cadmium (Cd)	-	0.00002	-	-
Total Calcium (Ca)	18.20	17.33	19.73	21.15
Total Cesium (Ce)	-	-	-	-
Total Chromium (Cr)	0.0016	0.0014	0.0015	0.0012
Total Cobalt (Co)	-	0.0008	0.0006	-
Total Copper (Cu)	0.0033	0.0032	0.0015	0.0025
Total Iron (Fe)	0.716	1.181	1.618	1.320
Total Lead (Pb)	-	-	-	-
Total Lithium (Li)	-	-	-	-
Total Magnesium (Mg)	3.580	4.413	5.160	6.170
Total Manganese (Mn)	0.0154	0.1612	0.0571	0.0473
Total Mercury (Hg)	-	-	-	-
Total Molybdenum (Mo)	-	-	-	-
Total Nickel (Ni)	-	0.0023	0.0021	-
Total Phosphorous (P)	-	-	-	-
Total Potassium (K)	1.440	1.333	0.643	1.450
Total Rubidium (Rb)	-	-	-	-
Total Selenium (Se)	-	-	-	-
Total Silicon (Si)	-	3.60	-	-
Total Silver (Ag)	-	-	-	-
Total Sodium (Na)	4.09	2.11	1.79	2.40
Total Strontium (Sr)	0.0256	0.0336	0.0345	0.0379
Total Tellurium (Te)	-	-	-	-
Total Thallium (Tl)	-	-	-	-
Total Tin (Sn)	-	-	-	-
Total Titanium (Ti)	0.0306	0.0177	0.0218	0.0346
Total Tungsten (W)	-	-	-	-
Total Uranium (U)	-	-	-	-
Total Vanadium (V)	0.0020	0.0024	0.0021	0.0012
Total Zinc (Zn)	0.0045	0.0075	0.0046	0.0070
Total Zirconium (Zr)	-	-	-	-

**Table 3.52: 2012 Quarterly mean concentrations for inorganics – SW3**

	Q1-Mean	Q2-Mean	Q3-Mean	Q4-Mean
Alkalinity (Total as CaCO <sub>3</sub> )	74.55	47.58	61.5	52.7
Conductivity	168	159.5	184.33	250.67
Dissolved Chloride (Cl)	7.03	14.22	17.10	10.83
Dissolved Sulphate (SO <sub>4</sub> )	3.27	3.10	2.08	2.39
Hardness (CaCO <sub>3</sub> )	76.7	59.3	72.5	54.73
Nitrate (N)	0.087	-	-	-
Nitrite (N)	--	-	-	-
pH	7.31	7.445	7.373	7.173
Total Ammonia-N	0.067	-	-	-
Total Phosphorus	0.0156	0.0148	0.0140	0.0157
Total Suspended Solids	3.9	3.8	3.63	2.9
Acidity (as CaCO <sub>3</sub> )	5.1	3.35	3.87	5.87
Oil and Grease	-	-	-	-
Cyanide, Weak Acid Diss	-	-	-	-
Cyanide, Total	-	0.006	-	-
Cyanide, Free	-	-	-	-

**Table 3.53: 2012 Quarterly mean concentrations for dissolved metals – SW3**

	Q1-Mean	Q2-Mean	Q3-Mean	Q4-Mean
Dissolved Aluminum (Al)	0.0186	0.0199	0.0087	0.0137
Dissolved Antimony (Sb)	-	-	-	-
Dissolved Arsenic (As)	-	-	-	-
Dissolved Barium (Ba)	0.015	-	0.010	0.010
Dissolved Beryllium (Be)	-	-	-	-
Dissolved Bismuth (Bi)	-	-	-	-
Dissolved Boron (B)	-	-	-	-
Dissolved Cadmium (Cd)	-	-	-	-
Dissolved Calcium (Ca)	23.25	16.93	20.57	15.77
Dissolved Cesium (Ce)	-	-	-	-
Dissolved Chromium (Cr)	-	-	-	-
Dissolved Cobalt (Co)	-	-	-	-
Dissolved Copper (Cu)	0.0012	0.0011	-	0.0014
Dissolved Iron (Fe)	0.237	0.084	0.084	0.192
Dissolved Lead (Pb)	-	-	-	-
Dissolved Lithium (Li)	-	-	-	-
Dissolved Magnesium (Mg)	4.50	4.12	5.13	3.71
Dissolved Manganese (Mn)	0.0708	0.0132	0.0191	0.0882
Dissolved Mercury (Hg)	-	-	-	-
Dissolved Molybdenum (Mo)	-	-	-	-
Dissolved Nickel (Ni)	-	-	-	-
Dissolved Phosphorous (P)	-	-	-	-
Dissolved Potassium (K)	1.330	1.273	0.740	1.223
Dissolved Rubidium (Rb)	-	-	-	-
Dissolved Selenium (Se)	-	-	-	-
Dissolved Silicon (Si)	-	2.10	-	-
Dissolved Silver (Ag)	-	-	-	-
Dissolved Sodium (Na)	5.15	9.13	11.07	6.96
Dissolved Strontium (Sr)	0.0442	0.0394	0.0525	0.0355
Dissolved Tellurium (Te)	-	-	-	-
Dissolved Thallium (Tl)	-	-	-	-
Dissolved Tin (Sn)	-	-	-	-
Dissolved Titanium (Ti)	-	-	-	-
Dissolved Tungsten (W)	-	-	-	-
Dissolved Uranium (U)	-	-	-	-
Dissolved Vanadium (V)	-	-	-	-
Dissolved Zinc (Zn)	-	0.0031	-	0.0061
Dissolved Zirconium (Zr)	-	-	-	-



**Table 3.54: 2012 Quarterly mean concentrations for total metals – SW3**

	Q1-Mean	Q2-Mean	Q3-Mean	Q4-Mean
Total Aluminum (Al)	0.1475	0.1007	0.0565	0.0607
Total Antimony (Sb)	-	-	-	-
Total Arsenic (As)	-	-	-	-
Total Barium (Ba)	0.017	-	0.010	0.011
Total Beryllium (Be)	-	-	-	-
Total Bismuth (Bi)	-	-	-	-
Total Boron (B)	-	-	-	-
Total Cadmium (Cd)	-	-	-	-
Total Calcium (Ca)	23.65	16.33	20.40	16.20
Total Cesium (Ce)	-	-	-	-
Total Chromium (Cr)	-	-	-	-
Total Cobalt (Co)	-	-	-	-
Total Copper (Cu)	0.0010	0.0012	-	0.0013
Total Iron (Fe)	0.732	0.243	0.261	0.369
Total Lead (Pb)	-	-	-	-
Total Lithium (Li)	-	-	-	-
Total Magnesium (Mg)	4.36	3.78	4.89	3.58
Total Manganese (Mn)	0.0720	0.0201	0.0295	0.1010
Total Mercury (Hg)	-	0.000017	-	-
Total Molybdenum (Mo)	-	-	-	-
Total Nickel (Ni)	-	-	-	-
Total Potassium (K)	1.32	1.17	0.76	1.23
Total Rubidium (Rb)	-	-	-	-
Total Selenium (Se)	-	-	-	-
Total Silicon (Si)	-	1.90	-	-
Total Silver (Ag)	-	-	-	-
Total Sodium (Na)	6.30	8.41	10.87	6.77
Total Strontium (Sr)	0.0430	0.0374	0.0523	0.0356
Total Tellurium (Te)	-	-	-	-
Total Thallium (Tl)	-	-	-	-
Total Tin (Sn)	-	-	-	-
Total Titanium (Ti)	0.0068	0.0039	0.0028	0.0028
Total Tungsten (W)	-	-	-	-
Total Uranium (U)	-	-	-	-
Total Vanadium (V)	-	-	-	-
Total Zinc (Zn)	0.0040	-	-	-
Total Zirconium (Zr)	-	-	-	-

**Table 3.55: 2012 Quarterly mean concentrations for inorganics – SW4**

	Q1-Mean	Q2-Mean	Q3-Mean
Alkalinity (Total as CaCO <sub>3</sub> )	54.85	44.15	44.25
Conductivity	119.00	111.00	105.25
Dissolved Chloride (Cl)	3.70	3.15	3.21
Dissolved Sulphate (SO <sub>4</sub> )	2.20	1.77	1.7675
Hardness (CaCO <sub>3</sub> )	55.95	46.05	47.325
Nitrate (N)	-	-	-
Nitrite (N)	-	-	-
pH	7.50	7.73	7.8175
Total Ammonia-N	0.03	-	-
Total Phosphorus	0.028	0.025	0.022
Total Suspended Solids	3.15	7.80	7.60
Acidity (as CaCO <sub>3</sub> )	2.30	2.10	2.40
Oil and Grease	-	-	-
Cyanide, Weak Acid Diss	-	-	-
Cyanide, Total	0.003	0.003	-
Cyanide, Free	-	-	-

**Table 3.56: 2012 Quarterly mean concentrations for dissolved metals – SW4**

	Q1-Mean	Q2-Mean	Q3-Mean
Dissolved Aluminum (Al)	0.0182	0.0099	0.0087
Dissolved Antimony (Sb)	-	-	-
Dissolved Arsenic (As)	-	-	-
Dissolved Barium (Ba)	-	-	-
Dissolved Beryllium (Be)	-	-	-
Dissolved Bismuth (Bi)	-	-	-
Dissolved Boron (B)	-	-	-
Dissolved Cadmium (Cd)	-	-	-
Dissolved Calcium (Ca)	17.10	14.30	14.40
Dissolved Chromium (Cr)	-	-	-
Dissolved Cobalt (Co)	-	-	-
Dissolved Copper (Cu)	0.0018	0.0025	0.0014
Dissolved Iron (Fe)	-	-	-
Dissolved Lead (Pb)	-	-	-
Dissolved Lithium (Li)	-	-	-
Dissolved Magnesium (Mg)	3.215	2.680	2.753
Dissolved Manganese (Mn)	0.0023	0.0014	0.0012
Dissolved Mercury (Hg)	-	-	-
Dissolved Molybdenum (Mo)	-	-	-
Dissolved Nickel (Ni)	-	-	-
Dissolved Phosphorous (P)	-	-	-
Dissolved Potassium (K)	0.900	0.840	0.748
Dissolved Selenium (Se)	-	-	-
Dissolved Silicon (Si)	-	-	-
Dissolved Silver (Ag)	-	1.20	-
Dissolved Sodium (Na)	3.40	2.93	2.84
Dissolved Strontium (Sr)	0.0303	1.2678	0.0239
Dissolved Tellurium (Te)	-	0.0237	-
Dissolved Thallium (Tl)	-	-	-
Dissolved Tin (Sn)	-	-	-
Dissolved Titanium (Ti)	-	-	-
Dissolved Tungsten (W)	-	-	-
Dissolved Uranium (U)	-	-	-
Dissolved Vanadium (V)	-	-	-
Dissolved Zinc (Zn)	-	-	-
Dissolved Zirconium (Zr)	-	-	-

**Table 3.57: 2012 Quarterly mean concentrations for total metals – SW4**

	Q1-Mean	Q2-Mean	Q3-Mean
Total Aluminum (Al)	0.409	0.520	0.722
Total Antimony (Sb)	-	-	-
Total Arsenic (As)	-	-	-
Total Barium (Ba)	0.012	0.012	0.011
Total Beryllium (Be)	-	-	-
Total Bismuth (Bi)	-	-	-
Total Boron (B)	-	-	-
Total Cadmium (Cd)	-	0.0001	-
Total Calcium (Ca)	17.75	13.95	14.03
Total Chromium (Cr)	-	0.0015	0.0011
Total Cobalt (Co)	-	-	-
Total Copper (Cu)	0.0026	0.0031	0.0021
Total Iron (Fe)	0.454	0.543	0.524
Total Lead (Pb)	-	-	-
Total Lithium (Li)	-	-	-
Total Magnesium (Mg)	3.35	2.63	2.90
Total Manganese (Mn)	0.0107	0.0155	0.0122
Total Mercury (Hg)	-	-	-
Total Molybdenum (Mo)	-	-	-
Total Nickel (Ni)	-	-	-
Total Phosphorous (P)	-	-	-
Total Potassium (K)	1.07	1.50	0.89
Total Selenium (Se)	-	-	-
Total Silicon (Si)	-	1.10	-
Total Silver (Ag)	-	-	-
Total Sodium (Na)	3.50	2.96	3.00
Total Strontium (Sr)	0.0311	0.0259	0.0245
Total Tellurium (Te)	-	-	-
Total Thallium (Tl)	-	-	-
Total Tin (Sn)	-	-	-
Total Titanium (Ti)	0.0136	0.0172	0.0222
Total Tungsten (W)	-	-	-
Total Uranium (U)	-	-	-
Total Vanadium (V)	0.0011	0.0014	0.0011
Total Zinc (Zn)	0.0031	0.0382	0.0039
Total Zirconium (Zr)	-	0.0021	-

**Table 3.58: 2012 Quarterly mean concentrations for Inorganics – SW5**

	Q1-Mean	Q3-Mean	Q3-Mean
Alkalinity (Total as CaCO <sub>3</sub> )	50.50	45.05	44.30
Conductivity	117	117.50	109
Dissolved Chloride (Cl)	4.80	4.18	4.09
Dissolved Sulphate (SO <sub>4</sub> )	3.29	2.85	2.77
Hardness (CaCO <sub>3</sub> )	53.00	49.80	47.55
Nitrate (N)	0.044	-	-
Nitrite (N)	-	-	-
pH	7.51	7.86	7.96
Total Ammonia-N	-	-	-
Total Phosphorus	0.0080	0.0071	0.0080
Total Suspended Solids	-	2.10	-
Acidity (as CaCO <sub>3</sub> )	2.00	2.20	2.10
Oil and Grease	-	-	-
Cyanide, Weak Acid Diss	-	-	-
Cyanide, Total	-	0.0053	-
Cyanide, Free	-	-	-

**Table 3.59: 2012 Quarterly mean concentrations for dissolved metals – SW5**

	Q1-Mean	Q2-Mean	Q3-Mean
Dissolved Aluminum (Al)	-	-	-
Dissolved Antimony (Sb)	-	-	-
Dissolved Arsenic (As)	-	-	-
Dissolved Barium (Ba)	-	-	-
Dissolved Beryllium (Be)	-	-	-
Dissolved Bismuth (Bi)	-	-	-
Dissolved Boron (B)	-	-	-
Dissolved Cadmium (Cd)	-	-	-
Dissolved Calcium (Ca)	15.60	14.55	14.05
Dissolved Cesium (Ce)	-	-	-
Dissolved Chromium (Cr)	-	-	-
Dissolved Cobalt (Co)	-	-	-
Dissolved Copper (Cu)	0.0011	0.0011	0.0011
Dissolved Iron (Fe)	-	-	-
Dissolved Lead (Pb)	-	-	-
Dissolved Lithium (Li)	-	-	-
Dissolved Magnesium (Mg)	3.43	3.24	3.03
Dissolved Manganese (Mn)	-	-	-
Dissolved Mercury (Hg)	-	-	-
Dissolved Molybdenum (Mo)	-	-	-
Dissolved Nickel (Ni)	-	-	-
Dissolved Phosphorous (P)	-	-	-
Dissolved Potassium (K)	1.09	1.09	0.950
Dissolved Rubidium (Rb)	-	-	-
Dissolved Selenium (Se)	-	-	-
Dissolved Silicon (Si)	-	-	-
Dissolved Silver (Ag)	-	-	-
Dissolved Sodium (Na)	3.74	3.40	3.29
Dissolved Strontium (Sr)	0.0313	0.0277	0.0260
Dissolved Tellurium (Te)	-	-	-
Dissolved Thallium (Tl)	-	-	-
Dissolved Tin (Sn)	-	-	-
Dissolved Titanium (Ti)	-	-	-
Dissolved Tungsten (W)	-	-	-
Dissolved Uranium (U)	-	-	-
Dissolved Vanadium (V)	-	-	-
Dissolved Zinc (Zn)	-	-	0.0035
Dissolved Zirconium (Zr)	-	-	-

**Table 3.60: 2012 Quarterly mean concentrations for total metals – SW5**

	Q1-Mean	Q2-Mean	Q3-Mean
Total Aluminum (Al)	0.0086	0.0232	0.0118
Total Antimony (Sb)	-	-	-
Total Arsenic (As)	-	-	-
Total Barium (Ba)	-	-	-
Total Beryllium (Be)	-	-	-
Total Bismuth (Bi)	-	-	-
Total Boron (B)	-	-	-
Total Cadmium (Cd)	-	-	-
Total Calcium (Ca)	14.80	13.75	14.15
Total Cesium (Ce)	-	-	-
Total Chromium (Cr)	-	-	-
Total Cobalt (Co)	-	-	-
Total Copper (Cu)	0.0012	0.0011	0.0013
Total Iron (Fe)	0.022	0.037	0.123
Total Lead (Pb)	-	-	-
Total Lithium (Li)	-	-	-
Total Magnesium (Mg)	3.15	2.89	3.02
Total Manganese (Mn)	0.0017	0.0034	0.0034
Total Mercury (Hg)	-	-	-
Total Molybdenum (Mo)	-	-	-
Total Nickel (Ni)	-	-	-
Total Phosphorous (P)	-	-	-
Total Potassium (K)	1.060	0.980	0.970
Total Rubidium (Rb)	-	-	-
Total Selenium (Se)	-	-	-
Total Silicon (Si)	-	-	-
Total Silver (Ag)	-	-	-
Total Sodium (Na)	3.62	3.06	3.22
Total Strontium (Sr)	0.0291	0.0271	0.0273
Total Tellurium (Te)	-	-	-
Total Thallium (Tl)	-	-	-
Total Tin (Sn)	-	-	-
Total Titanium (Ti)	-	-	-
Total Tungsten (W)	-	-	-
Total Uranium (U)	-	-	-
Total Vanadium (V)	-	-	-
Total Zinc (Zn)	-	-	-
Total Zirconium (Zr)	-	-	-



**Table 3.61: 2012 Quarterly mean concentrations for inorganics – SW6**

	Q1-Mean	Q2-Mean	Q3-Mean
Alkalinity (Total as CaCO <sub>3</sub> )	51.00	44.80	44.80
Conductivity	118.00	117.50	109.50
Dissolved Chloride (Cl)	4.85	4.18	4.23
Dissolved Sulphate (SO <sub>4</sub> )	3.33	2.88	3.64
Hardness (CaCO <sub>3</sub> )	52.80	49.80	46.6
Nitrate (N)	0.046	-	-
Nitrite (N)	-	-	-
pH	7.54	7.87	7.94
Total Ammonia-N	-	-	-
Total Phosphorus	0.0078	0.0295	0.0079
Total Suspended Solids	-	2.75	-
Acidity (as CaCO <sub>3</sub> )	2.40	3.10	2.00
Oil and Grease	-	-	-
Cyanide, Weak Acid Diss	-	-	-
Cyanide, Total	-	0.0059	-
Cyanide, Free	-	-	-

**Table 3.62: 2012 Quarterly mean concentrations for dissolved metals – SW6**

	Q1-Mean	Q2-Mean	Q3-Mean
Dissolved Aluminum (Al)	-	-	-
Dissolved Antimony (Sb)	-	-	-
Dissolved Arsenic (As)	-	-	-
Dissolved Barium (Ba)	-	-	-
Dissolved Beryllium (Be)	-	-	-
Dissolved Bismuth (Bi)	-	-	-
Dissolved Boron (B)	-	-	-
Dissolved Cadmium (Cd)	-	-	-
Dissolved Calcium (Ca)	15.60	14.23	13.70
Dissolved Cesium (Ce)	-	-	-
Dissolved Chromium (Cr)	-	-	-
Dissolved Cobalt (Co)	-	-	-
Dissolved Copper (Cu)	0.0010	0.0011	-
Dissolved Iron (Fe)	-	-	-
Dissolved Lead (Pb)	-	-	-
Dissolved Lithium (Li)	-	-	-
Dissolved Magnesium (Mg)	3.34	3.18	3.01
Dissolved Manganese (Mn)	-	0.0023	-
Dissolved Mercury (Hg)	-	-	-
Dissolved Molybdenum (Mo)	-	-	-
Dissolved Nickel (Ni)	-	-	-
Dissolved Phosphorous (P)	-	-	-
Dissolved Potassium (K)	1.09	1.10	0.925
Dissolved Rubidium (Rb)	-	-	-
Dissolved Selenium (Se)	-	-	-
Dissolved Silicon (Si)	-	-	-
Dissolved Silver (Ag)	-	-	-
Dissolved Sodium (Na)	3.73	3.34	3.22
Dissolved Strontium (Sr)	0.0313	0.0272	0.0256
Dissolved Tellurium (Te)	-	-	-
Dissolved Thallium (Tl)	-	-	-
Dissolved Tin (Sn)	-	-	-
Dissolved Titanium (Ti)	-	-	-
Dissolved Tungsten (W)	-	-	-
Dissolved Uranium (U)	-	-	-
Dissolved Vanadium (V)	-	-	-
Dissolved Zinc (Zn)	-	0.0031	-
Dissolved Zirconium (Zr)	-	-	-

**Table 3.63: 2012 Quarterly mean concentrations for total metals – SW6**

	Q1-Mean	Q2-Mean	Q3-Mean
Total Aluminum (Al)	0.0082	0.0237	0.0143
Total Antimony (Sb)	-	-	-
Total Arsenic (As)	-	-	-
Total Barium (Ba)	-	-	-
Total Beryllium (Be)	-	-	-
Total Bismuth (Bi)	-	0.0012	-
Total Boron (B)	-	-	-
Total Cadmium (Cd)	-	-	-
Total Calcium (Ca)	16.60	13.07	14.10
Total Cesium (Ce)	-	-	-
Total Chromium (Cr)	-	-	-
Total Cobalt (Co)	-	-	-
Total Copper (Cu)	0.0012	0.0011	0.0012
Total Iron (Fe)	0.0210	0.0360	-
Total Lead (Pb)	-	-	-
Total Lithium (Li)	-	-	-
Total Magnesium (Mg)	3.51	2.70	3.06
Total Manganese (Mn)	0.0019	0.0038	0.0031
Total Mercury (Hg)	-	-	-
Total Molybdenum (Mo)	-	-	-
Total Nickel (Ni)	-	-	-
Total Phosphorous	-	-	-
Total Potassium (K)	1.16	0.95	0.98
Total Rubidium (Rb)	-	-	-
Total Selenium (Se)	-	-	-
Total Silicon (Si)	-	-	-
Total Silver (Ag)	-	-	-
Total Sodium (Na)	3.80	2.88	3.24
Total Strontium (Sr)	0.0321	0.0265	0.0273
Total Tellurium (Te)	-	-	-
Total Thallium (Tl)	-	-	-
Total Tin (Sn)	-	-	-
Total Titanium (Ti)	-	-	-
Total Tungsten (W)	-	-	-
Total Uranium (U)	-	-	-
Total Vanadium (V)	-	-	-
Total Zinc (Zn)	-	0.005	-
Total Zirconium (Zr)	-	-	-

**Table 3.64: 2012 Quarterly mean concentrations for inorganics – SW7**

	Q1-Mean	Q2-Mean	Q3-Mean	Q4-Mean
Alkalinity (Total as CaCO <sub>3</sub> )	22.95	54.07	65.03	43.90
Conductivity	55.75	117.00	136.43	105.67
Dissolved Chloride (Cl)	0.195	0.165	0.227	0.500
Dissolved Sulphate (SO <sub>4</sub> )	1.77	1.10	3.16	4.87
Hardness (CaCO <sub>3</sub> )	22.01	55.97	72.43	48.43
Nitrate (N)	0.0395	0.250	0.105	0.305
Nitrite (N)	-	-	-	-
pH	6.94	7.76	7.67	7.35
Total Ammonia-N	0.0215	0.030	-	0.058
Total Phosphorus	0.019	0.011	0.018	0.012
Total Suspended Solids	17.75	10.87	6.75	4.20
Acidity (as CaCO <sub>3</sub> )	2.80	2.73	2.67	4.94
Oil and Grease	-	-	-	-
Cyanide, Weak Acid Diss	-	-	-	-
Cyanide, Total	-	0.0049	-	-
Cyanide, Free	-	-	-	-

**Table 3.65: 2012 Quarterly mean concentrations for dissolved metals – SW7**

	Q1-Mean	Q2-Mean	Q3-Mean	Q4-Mean
Dissolved Aluminum (Al)	0.0809	0.0054	0.0557	0.0980
Dissolved Antimony (Sb)	-	-	-	-
Dissolved Arsenic (As)	-	-	0.0011	-
Dissolved Barium (Ba)	0.0120	0.0150	0.0210	0.0110
Dissolved Beryllium (Be)	-	-	-	-
Dissolved Bismuth (Bi)	-	-	-	-
Dissolved Boron (B)	-	-	-	-
Dissolved Cadmium (Cd)	0.00002	-	-	-
Dissolved Calcium (Ca)	7.42	19.37	23.57	14.80
Dissolved Cesium (Ce)	-	-	-	-
Dissolved Chromium (Cr)	-	-	-	-
Dissolved Cobalt (Co)	-	-	-	-
Dissolved Copper (Cu)	-	-	-	0.0010
Dissolved Iron (Fe)	0.228	0.101	0.455	0.630
Dissolved Lead (Pb)	-	-	-	-
Dissolved Lithium (Li)	-	-	-	-
Dissolved Magnesium (Mg)	0.86	1.82	3.33	2.80
Dissolved Manganese (Mn)	0.0199	0.0470	0.0327	0.0359
Dissolved Mercury (Hg)	-	-	-	-
Dissolved Molybdenum (Mo)	-	-	-	-
Dissolved Nickel (Ni)	-	-	-	-
Dissolved Phosphorous (P)	-	-	-	-
Dissolved Potassium (K)	0.540	0.630	0.747	0.765
Dissolved Rubidium (Rb)	-	-	-	-
Dissolved Selenium (Se)	-	-	-	-
Dissolved Silicon (Si)	-	4.20	-	-
Dissolved Silver (Ag)	-	-	-	-
Dissolved Sodium (Na)	1.18	1.07	1.61	1.49
Dissolved Strontium (Sr)	0.0126	0.0274	0.0406	0.0300
Dissolved Tellurium (Te)	-	-	-	-
Dissolved Thallium (Tl)	-	-	-	-
Dissolved Tin (Sn)	-	-	-	-
Dissolved Titanium (Ti)	0.0039	-	0.0023	0.0033
Dissolved Tungsten (W)	-	-	-	-
Dissolved Uranium (U)	-	-	-	-
Dissolved Vanadium (V)	-	-	0.0010	-
Dissolved Zinc (Zn)	0.0033	0.0076	0.0035	0.0060
Dissolved Zirconium (Zr)	-	-	-	-

**Table 3.66: 2012 Quarterly mean concentrations for total metals – SW7**

	Q1-Mean	Q2-Mean	Q3-Mean	Q4-Mean
Total Aluminum (Al)	0.1580	0.0666	0.1049	0.1547
Total Antimony (Sb)	-	-	-	-
Total Arsenic (As)	-	-	0.0012	-
Total Barium (Ba)	0.0120	0.0160	0.0135	0.0120
Total Beryllium (Be)	-	-	-	-
Total Bismuth (Bi)	-	-	-	-
Total Boron (B)	-	-	-	-
Total Cadmium (Cd)	-	-	-	-
Total Calcium (Ca)	6.43	19.10	23.23	16.50
Total Cesium (Ce)	-	-	-	-
Total Chromium (Cr)	-	-	-	-
Total Cobalt (Co)	-	-	-	-
Total Copper (Cu)	-	-	0.0012	0.0015
Total Iron (Fe)	0.4880	0.4170	0.6697	0.8903
Total Lead (Pb)	-	-	-	-
Total Lithium (Li)	-	-	-	-
Total Magnesium (Mg)	0.822	1.79	3.22	2.96
Total Manganese (Mn)	0.0439	0.0727	0.0417	0.0410
Total Mercury (Hg)	-	-	-	-
Total Molybdenum (Mo)	-	-	-	-
Total Nickel (Ni)	-	-	-	-
Total Phosphorous (P)	-	-	-	-
Total Potassium (K)	-	0.615	0.673	0.980
Total Rubidium (Rb)	-	-	-	-
Total Selenium (Se)	-	-	-	-
Total Silicon (Si)	-	3.70	-	-
Total Silver (Ag)	-	-	-	-
Total Sodium (Na)	1.02	1.04	1.56	1.56
Total Strontium (Sr)	0.0123	0.0278	0.0401	0.0306
Total Tellurium (Te)	-	-	-	-
Total Thallium (Tl)	-	-	-	-
Total Tin (Sn)	-	-	-	-
Total Titanium (Ti)	0.0060	0.0074	0.0046	0.0042
Total Tungsten (W)	-	-	-	-
Total Uranium (U)	-	-	-	-
Total Vanadium (V)	-	-	0.0012	-
Total Zinc (Zn)	0.0030	0.0039	-	0.0079
Total Zirconium (Zr)	-	-	-	-

**Table 3.67: 2012 Quarterly mean concentrations for inorganics – SW8**

	Q1-Mean	Q2-Mean	Q3-Mean	Q4-Mean
Alkalinity (Total as CaCO <sub>3</sub> )	61.55	24.30	75.10	78.60
Conductivity	128.45	78.00	156.00	160.33
Dissolved Chloride (Cl)	0.280	0.230	0.237	0.360
Dissolved Sulphate (SO <sub>4</sub> )	3.31	4.03	2.75	1.18
Hardness (CaCO <sub>3</sub> )	66.15	38.40	80.63	72.87
Nitrate (N)	0.197	0.134	0.114	0.108
Nitrite (N)	-	-	-	-
pH	7.23	7.36	7.86	7.72
Total Ammonia-N	0.224	0.022	-	0.114
Total Phosphorus	0.035	0.020	0.049	0.0059
Total Suspended Solids	86.2	20.30	24.03	3.85
Acidity (as CaCO <sub>3</sub> )	3.50	2.67	2.60	4.13
Oil and Grease	-	-	-	-
Cyanide, Weak Acid Diss	-	-	-	-
Cyanide, Total	-	0.0056	0.0059	-
Cyanide, Free	-	-	-	-



**Table 3.68: 2012 Quarterly mean concentrations for dissolved metals – SW8**

	Q1-Mean	Q2-Mean	Q3-Mean	Q4-Mean
Dissolved Aluminum (Al)	0.1640	0.1411	0.0187	-
Dissolved Antimony (Sb)	-	-	-	-
Dissolved Arsenic (As)	-	-	-	-
Dissolved Barium (Ba)	0.0310	-	0.0173	0.0167
Dissolved Beryllium (Be)	-	-	-	-
Dissolved Bismuth (Bi)	-	-	-	-
Dissolved Boron (B)	-	-	-	-
Dissolved Cadmium (Cd)	-	-	-	-
Dissolved Calcium (Ca)	22.31	11.78	27.03	25.53
Dissolved Cesium (Ce)	-	-	-	-
Dissolved Chromium (Cr)	-	-	-	-
Dissolved Cobalt (Co)	-	-	-	-
Dissolved Copper (Cu)	0.0014	0.0012	-	-
Dissolved Iron (Fe)	0.2765	0.4050	0.2830	0.1797
Dissolved Lead (Pb)	-	-	-	-
Dissolved Lithium (Li)	-	-	-	-
Dissolved Magnesium (Mg)	2.52	2.19	3.18	2.22
Dissolved Manganese (Mn)	0.3614	0.0191	0.0555	0.1363
Dissolved Mercury (Hg)	-	0.000013	-	-
Dissolved Molybdenum (Mo)	-	-	-	-
Dissolved Nickel (Ni)	-	-	-	-
Dissolved Phosphorous (P)	-	-	-	-
Dissolved Potassium (K)	0.765	0.750	0.790	0.563
Dissolved Rubidium (Rb)	-	-	-	-
Dissolved Selenium (Se)	-	-	-	-
Dissolved Silicon (Si)	-	3.70	-	-
Dissolved Silver (Ag)	-	-	-	-
Dissolved Sodium (Na)	1.47	1.26	1.47	1.20
Dissolved Strontium (Sr)	0.0334	0.0232	0.0437	0.0335
Dissolved Tellurium (Te)	-	-	-	-
Dissolved Thallium (Tl)	-	-	-	-
Dissolved Tin (Sn)	-	-	-	-
Dissolved Titanium (Ti)	0.0027	0.0035	-	-
Dissolved Tungsten (W)	-	-	-	-
Dissolved Uranium (U)	-	-	-	-
Dissolved Vanadium (V)	-	-	-	-
Dissolved Zinc (Zn)	0.0120	-	-	0.0040
Dissolved Zirconium (Zr)	-	-	-	-

**Table 3.69: 2012 Quarterly mean concentrations for total metals – SW8**

	Q1-Mean	Q2-Mean	Q3-Mean	Q4-Mean
Total Aluminum (Al)	0.1973	0.2482	0.0520	0.0199
Total Antimony (Sb)	-	-	-	-
Total Arsenic (As)	-	0.0010	-	-
Total Barium (Ba)	0.0350	0.0120	0.0225	0.0190
Total Beryllium (Be)	-	-	-	-
Total Bismuth (Bi)	-	-	-	-
Total Boron (B)	-	-	-	-
Total Cadmium (Cd)	-	-	-	-
Total Calcium (Ca)	23.13	11.42	25.57	28.10
Total Cesium (Ce)	-	-	-	-
Total Chromium (Cr)	-	0.0011	-	-
Total Cobalt (Co)	-	-	-	-
Total Copper (Cu)	0.0012	0.0016	-	-
Total Iron (Fe)	0.757	0.720	0.598	0.720
Total Lead (Pb)	-	-	-	-
Total Lithium (Li)	-	-	-	-
Total Magnesium (Mg)	2.54	2.12	2.88	2.25
Total Manganese (Mn)	0.4169	0.0309	0.0964	0.1540
Total Mercury (Hg)	-	-	-	-
Total Molybdenum (Mo)	-	-	-	-
Total Nickel (Ni)	-	-	-	-
Total Phosphorous (P)	-	-	-	-
Total Potassium (K)	0.970	0.700	0.760	0.570
Total Rubidium (Rb)	-	-	-	-
Total Selenium (Se)	-	-	-	-
Total Silicon (Si)	-	-	-	-
Total Silver (Ag)	-	-	-	-
Total Sodium (Na)	1.51	1.20	1.30	1.35
Total Strontium (Sr)	0.0337	0.0234	0.0421	0.0357
Total Tellurium (Te)	-	-	-	-
Total Thallium (Tl)	-	-	-	-
Total Tin (Sn)	-	-	-	-
Total Titanium (Ti)	0.0078	0.0071	0.0036	-
Total Tungsten (W)	-	-	-	-
Total Uranium (U)	-	-	-	-
Total Vanadium (V)	-	0.0017	-	-
Total Zinc (Zn)	-	0.0036	-	-
Total Zirconium (Zr)	-	-	-	-

**Table 3.70: 2012 Quarterly mean concentrations for inorganics – SW9**

	Q1-Mean	Q2-Mean	Q3-Mean	Q4-Mean
Alkalinity (Total as CaCO <sub>3</sub> )	94.50	80.43	109.87	112.93
Conductivity	174	165.93	215	222
Dissolved Chloride (Cl)	0.350	0.305	0.337	0.510
Dissolved Sulphate (SO <sub>4</sub> )	1.25	1.10	2.71	0.78
Hardness (CaCO <sub>3</sub> )	94.1	85.20	114.60	101.50
Nitrate (N)	0.143	0.083	0.115	0.121
Nitrite (N)	-	-	-	-
pH	7.54	7.54	7.85	7.71
Total Ammonia-N	0.035	0.020	-	0.032
Total Phosphorus	0.0115	0.0078	0.0389	0.0111
Total Suspended Solids	24.20	2.00	12.90	3.23
Acidity (as CaCO <sub>3</sub> )	4.20	3.93	3.47	4.73
Oil and Grease	-	-	-	-
Cyanide, Weak Acid Diss	-	-	-	-
Cyanide, Total	-	0.0059	0.0059	0.0059
Cyanide, Free	-	-	-	-

**Table 3.71: 2012 Quarterly mean concentrations for dissolved metals – SW9**

	Q1-Mean	Q2-Mean	Q3-Mean	Q4-Mean
Dissolved Aluminum (Al)	0.1030	0.0720	0.0175	0.0268
Dissolved Antimony (Sb)	-	-	-	-
Dissolved Arsenic (As)	-	-	-	-
Dissolved Barium (Ba)	-	0.0157	0.0177	0.0180
Dissolved Beryllium (Be)	-	-	-	-
Dissolved Bismuth (Bi)	-	-	-	-
Dissolved Boron (B)	-	-	-	-
Dissolved Cadmium (Cd)	-	-	-	-
Dissolved Calcium (Ca)	9.24	26.10	35.47	31.20
Dissolved Cesium (Ce)	-	-	-	-
Dissolved Chromium (Cr)	-	-	-	-
Dissolved Cobalt (Co)	-	-	-	-
Dissolved Copper (Cu)	-	-	-	-
Dissolved Iron (Fe)	0.187	0.211	0.208	0.185
Dissolved Lead (Pb)	-	-	-	-
Dissolved Lithium (Li)	-	-	-	-
Dissolved Magnesium (Mg)	2.21	4.92	6.36	5.78
Dissolved Manganese (Mn)	0.014	0.030	0.074	0.175
Dissolved Mercury (Hg)	-	-	-	-
Dissolved Molybdenum (Mo)	-	-	-	-
Dissolved Nickel (Ni)	-	-	-	-
Dissolved Phosphorous (P)	-	-	-	-
Dissolved Potassium (K)	1.26	1.83	1.39	1.44
Dissolved Rubidium (Rb)	-	-	-	-
Dissolved Selenium (Se)	-	-	-	-
Dissolved Silicon (Si)	-	5.20	-	-
Dissolved Silver (Ag)	-	-	-	-
Dissolved Sodium (Na)	1.44	2.58	2.91	2.88
Dissolved Strontium (Sr)	0.0180	0.0463	0.0611	0.0520
Dissolved Tellurium (Te)	-	-	-	-
Dissolved Thallium (Tl)	-	-	-	-
Dissolved Tin (Sn)	-	-	-	-
Dissolved Titanium (Ti)	-	0.0022	-	-
Dissolved Tungsten (W)	-	-	-	-
Dissolved Uranium (U)	-	-	-	-
Dissolved Vanadium (V)	-	-	-	-
Dissolved Zinc (Zn)	0.0062	0.0042	0.0040	0.0048
Dissolved Zirconium (Zr)	-	-	-	-

**Table 3.72: 2012 Quarterly mean concentrations for total metals – SW9**

	Q1-Mean	Q2-Mean	Q3-Mean	Q4-Mean
Total Aluminum (Al)	0.270	0.080	0.105	0.069
Total Antimony (Sb)	-	-	-	-
Total Arsenic (As)	-	-	-	-
Total Barium (Ba)	0.0290	0.0160	0.0235	0.0193
Total Beryllium (Be)	-	-	-	-
Total Bismuth (Bi)	-	-	-	-
Total Boron (B)	-	-	-	-
Total Cadmium (Cd)	-	-	-	-
Total Calcium (Ca)	29.51	25.77	34.70	35.03
Total Cesium (Ce)	-	-	-	-
Total Chromium (Cr)	-	-	-	-
Total Cobalt (Co)	-	-	-	-
Total Copper (Cu)	-	-	0.0023	-
Total Iron (Fe)	0.5560	0.1917	0.4920	0.3953
Total Lead (Pb)	-	-	-	-
Total Lithium (Li)	-	-	-	-
Total Magnesium (Mg)	4.85	4.86	6.13	5.98
Total Manganese (Mn)	0.1092	0.0372	0.1420	0.1687
Total Mercury (Hg)	-	-	-	-
Total Molybdenum (Mo)	-	-	-	-
Total Nickel (Ni)	-	-	-	-
Total Phosphorous (P)	-	-	-	-
Total Potassium (K)	1.51	1.77	1.40	1.52
Total Rubidium (Rb)	-	-	-	-
Total Selenium (Se)	-	-	-	-
Total Silicon (Si)	-	4.30	-	-
Total Silver (Ag)	-	-	-	-
Total Sodium (Na)	2.70	2.54	2.73	2.98
Total Strontium (Sr)	0.0467	0.0465	0.0599	0.0565
Total Tellurium (Te)	-	-	-	-
Total Thallium (Tl)	-	-	-	-
Total Tin (Sn)	-	-	-	-
Total Titanium (Ti)	0.0118	0.0029	0.0051	0.0034
Total Tungsten (W)	-	-	-	-
Total Uranium (U)	-	-	-	-
Total Vanadium (V)	0.0010	-	-	-
Total Zinc (Zn)	0.0039	0.0035	-	-
Total Zirconium (Zr)	-	-	-	-

**Table 3.73: 2012 Quarterly mean concentrations for inorganics – SW10**

	Q1-Mean	Q2-Mean	Q3-Mean	Q4-Mean
Alkalinity (Total as CaCO <sub>3</sub> )	44.45	37.27	59.20	57.27
Conductivity	97.00	89.83	122.60	120.67
Dissolved Chloride (Cl)	0.235	0.205	0.240	0.320
Dissolved Sulphate (SO <sub>4</sub> )	3.36	2.42	1.54	2.05
Hardness (CaCO <sub>3</sub> )	47.20	44.43	61.77	54.07
Nitrate (N)	0.0675	0.0600	0.0563	0.0565
Nitrite (N)	-	-	-	-
pH	7.25	7.37	7.51	7.49
Total Ammonia-N	0.037	-	0.0215	0.0357
Total Phosphorus	0.0595	0.0073	0.0356	0.0087
Total Suspended Solids	37.35	31.50	228.70	4.80
Acidity (as CaCO <sub>3</sub> )	3.20	3.20	3.13	5.00
Oil and Grease	-	-	-	-
Cyanide, Weak Acid Diss	-	-	-	-
Cyanide, Total	-	0.0058	-	-
Cyanide, Free	-	-	-	-

**Table 3.74: 2012 Quarterly mean concentrations for dissolved metals – SW10**

	Q1-Mean	Q2-Mean	Q3-Mean	Q4-Mean
Dissolved Aluminum (Al)	0.0786	0.1398	0.0581	0.0458
Dissolved Antimony (Sb)	-	-	-	-
Dissolved Arsenic (As)	-	-	-	-
Dissolved Barium (Ba)	-	0.0115	0.0120	0.0110
Dissolved Beryllium (Be)	-	-	-	-
Dissolved Bismuth (Bi)	-	-	-	-
Dissolved Boron (B)	-	-	-	-
Dissolved Cadmium (Cd)	-	-	-	-
Dissolved Calcium (Ca)	15.28	14.37	19.93	17.33
Dissolved Cesium (Ce)	-	-	-	-
Dissolved Chromium (Cr)	0.0013	-	-	-
Dissolved Cobalt (Co)	-	-	-	-
Dissolved Copper (Cu)	-	-	-	-
Dissolved Iron (Fe)	0.483	0.727	1.162	0.780
Dissolved Lead (Pb)	-	-	-	-
Dissolved Lithium (Li)	-	-	-	-
Dissolved Magnesium (Mg)	2.21	2.11	2.90	2.62
Dissolved Manganese (Mn)	0.0775	0.0390	0.0778	0.1297
Dissolved Mercury (Hg)	-	-	-	-
Dissolved Molybdenum (Mo)	-	-	-	-
Dissolved Nickel (Ni)	-	-	-	-
Dissolved Phosphorous (P)	-	-	-	-
Dissolved Potassium (K)	0.630	0.680	0.695	0.615
Dissolved Rubidium (Rb)	-	-	-	-
Dissolved Selenium (Se)	-	-	-	-
Dissolved Silicon (Si)	-	4.60	-	-
Dissolved Silver (Ag)	-	-	-	-
Dissolved Sodium (Na)	1.49	1.43	1.71	1.58
Dissolved Strontium (Sr)	0.0253	0.0254	0.0344	0.0289
Dissolved Tellurium (Te)	-	-	-	-
Dissolved Thallium (Tl)	-	-	-	-
Dissolved Tin (Sn)	-	-	-	-
Dissolved Titanium (Ti)	0.0023	0.0038	0.0025	0.0022
Dissolved Tungsten (W)	-	-	-	-
Dissolved Uranium (U)	-	-	-	-
Dissolved Vanadium (V)	-	-	0.0012	-
Dissolved Zinc (Zn)	0.0066	0.0041	-	0.0049
Dissolved Zirconium (Zr)	-	-	-	-



**Table 3.75: 2012 Quarterly mean concentrations for total metals – SW10**

	Q1-Mean	Q2-Mean	Q3-Mean	Q4-Mean
Total Aluminum (Al)	0.1665	0.1472	0.6560	0.0608
Total Antimony (Sb)	-	-	-	-
Total Arsenic (As)	-	-	0.0021	-
Total Barium (Ba)	0.0120	0.0115	0.0190	0.0110
Total Beryllium (Be)	-	-	-	-
Total Bismuth (Bi)	-	0.0014	-	-
Total Boron (B)	-	-	-	-
Total Cadmium (Cd)	-	-	0.000057	-
Total Calcium (Ca)	16.25	14.06	19.97	19.20
Total Cesium (Ce)	-	-	-	-
Total Chromium (Cr)	-	0.00083	0.0048	-
Total Cobalt (Co)	-	-	0.0016	-
Total Copper (Cu)	-	-	0.0028	-
Total Iron (Fe)	1.42	0.94	3.85	1.22
Total Lead (Pb)	-	-	0.0011	-
Total Lithium (Li)	-	-	-	-
Total Magnesium (Mg)	2.25	2.09	2.92	2.67
Total Manganese (Mn)	0.097	0.039	0.134	0.146
Total Mercury (Hg)	-	-	-	-
Total Molybdenum (Mo)	-	-	-	-
Total Nickel (Ni)	-	-	0.0022	-
Total Phosphorous (P)	-	-	-	-
Total Potassium (K)	0.7800	0.6300	0.7750	0.6550
Total Rubidium (Rb)	--	-	-	-
Total Selenium (Se)	-	-	-	-
Total Silicon (Si)	-	3.90	-	-
Total Silver (Ag)	-	-	-	-
Total Sodium (Na)	1.53	1.40	1.62	1.65
Total Strontium (Sr)	0.0251	0.0258	0.0358	0.0310
Total Tellurium (Te)	-	-	-	-
Total Thallium (Tl)	-	-	-	-
Total Tin (Sn)	-	-	-	-
Total Titanium (Ti)	0.0069	0.0059	0.0326	0.0028
Total Tungsten (W)	-	-	-	-
Total Uranium (U)	-	-	-	-
Total Vanadium (V)	0.0014	0.0011	0.0055	0.0011
Total Zinc (Zn)	0.0042	0.0045	0.0146	0.0039
Total Zirconium (Zr)	-	0.0058	-	-

**Table 3.76: 2012 Quarterly mean concentrations for inorganics – SW11**

	Q2-Mean	Q3-Mean	Q4-Mean
Alkalinity (Total as CaCO <sub>3</sub> )	8.10	9.40	16.25
Conductivity	37.37	34.60	48.00
Dissolved Chloride (Cl)	0.410	0.135	1.44
Dissolved Sulphate (SO <sub>4</sub> )	1.86	-	2.29
Hardness (CaCO <sub>3</sub> )	19.63	22.10	23.20
Nitrate (N)	0.064	-	0.110
Nitrite (N)	-	-	-
pH	5.77	5.50	6.05
Total Ammonia-N	0.020	0.032	0.108
Total Phosphorus	0.023	0.021	0.0329
Total Suspended Solids	18.00	17.15	88.40
Acidity (as CaCO <sub>3</sub> )	9.80	14.80	16.10
Oil and Grease	-	-	-
Cyanide, Weak Acid Diss	-	-	-
Cyanide, Total	0.0066	-	-
Cyanide, Free	-	-	-

**Table 3.77: 2012 Quarterly mean concentrations for dissolved metals – SW11**

	Q2-Mean	Q3-Mean	Q4-Mean
Dissolved Aluminum (Al)	0.4473	0.4970	0.3875
Dissolved Antimony (Sb)	-	-	-
Dissolved Arsenic (As)	0.0011	0.0012	-
Dissolved Barium (Ba)	-	-	-
Dissolved Beryllium (Be)	-	-	-
Dissolved Bismuth (Bi)	-	-	-
Dissolved Boron (B)	-	-	-
Dissolved Cadmium (Cd)	0.000030	0.000040	0.000029
Dissolved Calcium (Ca)	5.78	6.89	6.57
Dissolved Cesium (Ce)	-	-	-
Dissolved Chromium (Cr)	0.0014	0.0011	-
Dissolved Cobalt (Co)	-	0.00059	0.00059
Dissolved Copper (Cu)	0.0011	-	-
Dissolved Iron (Fe)	0.92	1.76	1.40
Dissolved Lead (Pb)	-	-	-
Dissolved Lithium (Li)	-	-	-
Dissolved Magnesium (Mg)	1.22	1.26	1.65
Dissolved Manganese (Mn)	0.0310	0.0513	0.0505
Dissolved Mercury (Hg)	-	-	-
Dissolved Molybdenum (Mo)	-	-	-
Dissolved Nickel (Ni)	-	-	-
Dissolved Phosphorous (P)	-	-	-
Dissolved Potassium (K)	-	-	-
Dissolved Rubidium (Rb)	-	-	-
Dissolved Selenium (Se)	0.00054	-	-
Dissolved Silicon (Si)	3.80	-	-
Dissolved Silver (Ag)	-	-	-
Dissolved Sodium (Na)	1.09	1.05	1.42
Dissolved Strontium (Sr)	0.0132	0.0161	0.0150
Dissolved Tellurium (Te)	-	-	-
Dissolved Thallium (Tl)	-	-	-
Dissolved Tin (Sn)	-	-	-
Dissolved Titanium (Ti)	0.0079	0.0108	0.0097
Dissolved Tungsten (W)	-	-	-
Dissolved Uranium (U)	-	-	-
Dissolved Vanadium (V)	0.0013	0.0013	-
Dissolved Zinc (Zn)	0.0107	0.0096	0.0045
Dissolved Zirconium (Zr)	-	-	-

**Table 3.78: 2012 Quarterly mean concentrations for total metals – SW11**

	Q2-Mean	Q3-Mean	Q4-Mean
Total Aluminum (Al)	0.9163	0.7360	0.5945
Total Antimony (Sb)	-	-	-
Total Arsenic (As)	0.0011	0.0015	-
Total Barium (Ba)	0.0120	0.0130	0.0110
Total Beryllium (Be)	-	-	-
Total Bismuth (Bi)	-	-	-
Total Boron (B)	-	-	-
Total Cadmium (Cd)	0.000041	0.000035	0.000034
Total Calcium (Ca)	5.75	6.66	7.30
Total Cesium (Ce)	-	-	-
Total Chromium (Cr)	0.0019	0.0017	0.0014
Total Cobalt (Co)	0.00067	0.00073	0.00074
Total Copper (Cu)	0.0016	0.0014	-
Total Iron (Fe)	1.50	2.35	1.75
Total Lead (Pb)	-	-	-
Total Lithium (Li)	-	-	-
Total Magnesium (Mg)	1.43	1.40	1.71
Total Manganese (Mn)	0.0377	0.0529	0.0552
Total Mercury (Hg)	-	-	-
Total Molybdenum (Mo)	-	-	-
Total Nickel (Ni)	-	0.0021	-
Total Phosphorous (P)	-	-	-
Total Potassium (K)	-	-	-
Total Rubidium (Rb)	-	-	-
Total Selenium (Se)	-	-	-
Total Silicon (Si)	4.10	-	-
Total Silver (Ag)	-	-	-
Total Sodium (Na)	1.07	0.97	1.44
Total Strontium (Sr)	0.0146	0.0166	0.0167
Total Tellurium (Te)	-	-	-
Total Thallium (Tl)	-	-	-
Total Tin (Sn)	-	-	-
Total Titanium (Ti)	0.0307	0.0237	0.0194
Total Tungsten (W)	-	-	-
Total Uranium (U)	-	-	-
Total Vanadium (V)	0.0019	0.0017	0.0016
Total Zinc (Zn)	0.0061	0.0062	0.0074
Total Zirconium (Zr)	-	-	-

**Table 3.79: 2012 Quarterly mean concentrations for inorganics – TL1A**

	Q1-Mean	Q2-Mean	Q3-Mean	Q4-Mean
Alkalinity (Total as CaCO <sub>3</sub> )	10.70	18.00	54.97	30.10
Conductivity	43.20	51.38	113.57	75.43
Dissolved Chloride (Cl)	0.440	0.330	0.207	1.215
Dissolved Sulphate (SO <sub>4</sub> )	3.60	1.95	1.23	1.92
Hardness (CaCO <sub>3</sub> )	17.60	24.20	59.83	33.60
Nitrate (N)	0.109	-	-	0.0615
Nitrite (N)	-	-	-	-
pH	6.69	6.84	7.09	6.72
Total Ammonia-N	-	0.027	0.085	0.130
Total Phosphorus	0.0518	0.015	0.008	0.027
Total Suspended Solids	8.00	4.30	6.17	4.37
Acidity (as CaCO <sub>3</sub> )	5.00	4.25	8.20	7.07
Oil and Grease	-	-	-	-
Cyanide, Weak Acid Diss	-	-	-	-
Cyanide, Total	-	0.0065	-	-
Cyanide, Free	-	-	-	-

**Table 3.80: 2012 Quarterly mean concentrations for dissolved metals – TL1A**

	Q1-Mean	Q2-Mean	Q3-Mean	Q4-Mean
Dissolved Aluminum (Al)	0.1280	0.1060	0.0422	0.1053
Dissolved Antimony (Sb)	-	-	-	-
Dissolved Arsenic (As)	-	-	0.0010	-
Dissolved Barium (Ba)	-	-	0.0130	0.0110
Dissolved Beryllium (Be)	-	-	-	-
Dissolved Bismuth (Bi)	-	-	-	-
Dissolved Boron (B)	-	-	-	-
Dissolved Cadmium (Cd)	-	0.000037	-	-
Dissolved Calcium (Ca)	4.98	6.83	17.27	9.45
Dissolved Cesium (Ce)	-	-	-	-
Dissolved Chromium (Cr)	-	-	-	-
Dissolved Cobalt (Co)	-	0.00051	0.0030	0.0030
Dissolved Copper (Cu)	0.0014	0.0011	-	-
Dissolved Iron (Fe)	0.231	0.291	1.82	1.51
Dissolved Lead (Pb)	-	-	-	-
Dissolved Lithium (Li)	-	-	-	-
Dissolved Magnesium (Mg)	1.25	1.72	4.08	2.44
Dissolved Manganese (Mn)	0.0076	0.0555	1.39	0.326
Dissolved Mercury (Hg)	-	-	-	-
Dissolved Molybdenum (Mo)	-	-	-	-
Dissolved Nickel (Ni)	-	-	-	-
Dissolved Phosphorous (P)	-	-	-	-
Dissolved Potassium (K)	0.530	0.520	-	0.660
Dissolved Rubidium (Rb)	-	-	-	-
Dissolved Selenium (Se)	-	-	-	-
Dissolved Silicon (Si)	-	3.50	-	-
Dissolved Silver (Ag)	-	-	-	-
Dissolved Sodium (Na)	0.960	1.16	1.33	1.45
Dissolved Strontium (Sr)	0.0105	0.0159	0.0400	0.0216
Dissolved Tellurium (Te)	-	-	-	-
Dissolved Thallium (Tl)	-	-	-	-
Dissolved Tin (Sn)	-	-	-	-
Dissolved Titanium (Ti)	0.0021	0.0037	-	0.0028
Dissolved Tungsten (W)	-	-	-	-
Dissolved Uranium (U)	-	-	-	-
Dissolved Vanadium (V)	-	-	-	-
Dissolved Zinc (Zn)	0.0130	0.0050	-	0.0057
Dissolved Zirconium (Zr)	-	-	-	-

**Table 3.81: 2012 Quarterly mean concentrations for total metals – TL1A**

	Q1-Mean	Q2-Mean	Q3-Mean	Q4-Mean
Total Aluminum (Al)	0.2220	0.1378	0.0606	0.2147
Total Antimony (Sb)	-	-	-	-
Total Arsenic (As)	-	-	0.0011	-
Total Barium (Ba)	-	-	0.0140	0.0130
Total Beryllium (Be)	-	-	-	-
Total Bismuth (Bi)	-	-	-	-
Total Boron (B)	-	-	-	-
Total Cadmium (Cd)	-	0.000020	-	0.000022
Total Calcium (Ca)	4.10	6.89	16.47	10.67
Total Cesium (Ce)	-	-	-	-
Total Chromium (Cr)	-	0.00051	-	-
Total Cobalt (Co)	-	0.00054	0.0030	0.0030
Total Copper (Cu)	-	-	-	-
Total Iron (Fe)	0.353	0.516	2.74	2.51
Total Lead (Pb)	-	-	-	-
Total Lithium (Li)	-	-	-	-
Total Magnesium (Mg)	1.09	1.78	3.86	2.65
Total Manganese (Mn)	0.0075	0.0648	1.37	0.370
Total Mercury (Hg)	-	-	-	-
Total Molybdenum (Mo)	-	-	-	-
Total Nickel (Ni)	-	-	-	-
Total Phosphorous (P)	-	-	-	-
Total Potassium (K)	-	-	-	0.630
Total Rubidium (Rb)	-	-	-	-
Total Selenium (Se)	-	0.00052	-	-
Total Silicon (Si)	-	3.30	-	-
Total Silver (Ag)	-	-	-	-
Total Sodium (Na)	0.960	1.17	1.22	1.50
Total Strontium (Sr)	0.0096	0.0159	0.0391	0.0230
Total Tellurium (Te)	-	-	-	-
Total Thallium (Tl)	-	-	-	-
Total Tin (Sn)	-	-	-	-
Total Titanium (Ti)	0.0063	0.0030	0.0023	0.0088
Total Tungsten (W)	-	-	-	-
Total Uranium (U)	-	-	-	-
Total Vanadium (V)	-	-	-	0.0015
Total Zinc (Zn)	-	-	0.0031	0.0062
Total Zirconium (Zr)	-	-	-	-

**Table 3.82: 2012 Quarterly mean concentrations for inorganics – TL2A**

	Q1-Mean	Q2-Mean	Q3-Mean	Q4-Mean
Alkalinity (Total as CaCO <sub>3</sub> )	33.00	51.33	76.80	63.20
Conductivity	1.00	97.50	126.00	148.50
Dissolved Chloride (Cl)	1.00	0.500	0.285	0.580
Dissolved Sulphate (SO <sub>4</sub> )	1.00	3.10	1.54	1.78
Hardness (CaCO <sub>3</sub> )	1.00	44.40	67.40	76.90
Nitrate (N)	0.100	-	0.0340	-
Nitrite (N)	0.010	-	-	-
pH	-	7.30	7.25	7.35
Total Ammonia-N	0.050	0.0210	0.029	0.0390
Total Phosphorus	0.0020	0.0672	0.0845	0.0375
Total Suspended Solids	1.00	90.90	128.45	7.33
Acidity (as CaCO <sub>3</sub> )	2.00	5.80	5.50	5.60
Oil and Grease	2.00	-	-	-
Cyanide, Weak Acid Diss	0.0020	-	-	-
Cyanide, Total	0.0020	-	0.0063	-
Cyanide, Free	0.0020	0.0050	-	-



**Table 3.83: 2012 Quarterly mean concentrations for dissolved metals – TL2A**

	Q2-Mean	Q2-Mean	Q3-Mean	Q4-Mean
Dissolved Aluminum (Al)	0.1380	0.0835	0.0149	0.0692
Dissolved Antimony (Sb)	-	-	-	-
Dissolved Arsenic (As)	-	0.0012	0.0011	-
Dissolved Barium (Ba)	-	0.0125	-	0.0120
Dissolved Beryllium (Be)	-	-	-	-
Dissolved Bismuth (Bi)	-	-	-	-
Dissolved Boron (B)	-	-	-	-
Dissolved Cadmium (Cd)	-	-	-	-
Dissolved Calcium (Ca)	10.00	16.80	23.80	17.65
Dissolved Chromium (Cr)	-	0.0012	-	-
Dissolved Cobalt (Co)	-	-	-	-
Dissolved Copper (Cu)	0.0015	0.0017	-	-
Dissolved Iron (Fe)	0.310	0.358	0.419	0.417
Dissolved Lead (Pb)	-	-	-	-
Dissolved Lithium (Li)	-	-	-	-
Dissolved Magnesium (Mg)	2.94	4.91	6.66	5.56
Dissolved Manganese (Mn)	0.0226	0.0947	0.0316	0.0419
Dissolved Mercury (Hg)	-	-	-	-
Dissolved Molybdenum (Mo)	-	-	-	-
Dissolved Nickel (Ni)	-	-	-	-
Dissolved Phosphorous (P)	-	-	-	-
Dissolved Potassium (K)	1.98	2.21	1.96	2.95
Dissolved Selenium (Se)	-	-	-	-
Dissolved Silicon (Si)	-	2.90	-	-
Dissolved Silver (Ag)	-	-	-	-
Dissolved Sodium (Na)	1.72	2.56	3.23	2.73
Dissolved Strontium (Sr)	0.0207	0.0364	0.0557	0.0402
Dissolved Tellurium (Te)	-	-	-	-
Dissolved Thallium (Tl)	-	-	-	-
Dissolved Tin (Sn)	-	-	-	-
Dissolved Titanium (Ti)	0.0028	0.0023	-	-
Dissolved Tungsten (W)	-	-	-	-
Dissolved Uranium (U)	-	-	-	-
Dissolved Vanadium (V)	-	-	-	-
Dissolved Zinc (Zn)	0.0077	0.0041	0.0040	-
Dissolved Zirconium (Zr)	-	-	-	-

**Table 3.84: 2012 Quarterly mean concentrations for total metals – TL2A**

	Q2-Mean	Q3-Mean	Q4-Mean	Q4-Mean
Total Aluminum (Al)	1.7700	0.6190	0.0947	0.4155
Total Antimony (Sb)	-	-	-	-
Total Arsenic (As)	-	0.0012	0.0012	-
Total Barium (Ba)	0.0190	0.0163	0.0100	-
Total Beryllium (Be)	-	-	-	-
Total Bismuth (Bi)	-	-	-	-
Total Boron (B)	-	-	-	-
Total Cadmium (Cd)	0.000019	0.000039	-	-
Total Calcium (Ca)	9.10	16.33	23.35	19.85
Total Chromium (Cr)	0.0034	0.0021	-	-
Total Cobalt (Co)	0.0010	0.00077	-	-
Total Copper (Cu)	0.0074	0.0040	-	-
Total Iron (Fe)	2.00	1.07	0.7530	0.9350
Total Lead (Pb)	0.0018	0.0043	-	-
Total Lithium (Li)	-	-	-	-
Total Magnesium (Mg)	3.14	5.06	6.39	6.35
Total Manganese (Mn)	0.0623	0.1315	0.1202	0.0620
Total Mercury (Hg)	-	-	-	-
Total Molybdenum (Mo)	-	-	-	-
Total Nickel (Ni)	0.0027	0.0027	-	-
Total Potassium (K)	2.27	2.27	1.90	-
Total Selenium (Se)	-	-	-	-
Total Silicon (Si)	-	2.70	-	-
Total Silver (Ag)	0.00083	0.00072	-	-
Total Sodium (Na)	1.49	2.57	3.07	3.00
Total Strontium (Sr)	0.0227	0.0364	0.0560	0.0440
Total Tellurium (Te)	-	-	-	-
Total Thallium (Tl)	-	-	-	-
Total Tin (Sn)	-	-	-	-
Total Titanium (Ti)	0.0724	0.0202	0.0047	0.0210
Total Tungsten (W)	-	-	-	-
Total Uranium (U)	-	-	-	-
Total Vanadium (V)	0.0032	0.0019	-	-
Total Zinc (Zn)	0.0112	0.0074	-	-
Total Zirconium (Zr)	-	-	-	-

**Table 3.85: 2012 Quarterly mean concentrations for inorganics – TL3**

	Q1-Mean	Q2-Mean	Q3-Mean	Q4-Mean
Alkalinity (Total as CaCO <sub>3</sub> )	27.25	48.13	84.70	60.50
Conductivity	76.80	109.50	177.97	136.50
Dissolved Chloride (Cl)	1.08	0.90	1.57	2.55
Dissolved Sulphate (SO <sub>4</sub> )	3.64	1.45	1.29	2.61
Hardness (CaCO <sub>3</sub> )	34.70	58.23	89.43	60.50
Nitrate (N)	0.135	-	0.0640	0.135
Nitrite (N)	-	-	-	-
pH	7.29	7.45	7.32	7.35
Total Ammonia-N	-	0.0290	-	0.0840
Total Phosphorus	0.0319	0.0196	0.0283	0.0740
Total Suspended Solids	23.45	7.50	26.10	57.00
Acidity (as CaCO <sub>3</sub> )	2.60	2.73	7.00	6.20
Oil and Grease	-	-	-	-
Cyanide, Weak Acid Diss	-	-	-	-
Cyanide, Total	-	0.0055	-	-
Cyanide, Free	-	-	-	-

**Table 3.86: 2012 Quarterly mean concentrations for dissolved metals – TL3**

	Q1-Mean	Q2-Mean	Q3-Mean	Q4-Mean
Dissolved Aluminum (Al)	0.1591	0.0679	0.0153	0.0647
Dissolved Antimony (Sb)	-	-	-	-
Dissolved Arsenic (As)	-	-	-	-
Dissolved Barium (Ba)	0.0150	-	0.0115	0.0110
Dissolved Beryllium (Be)	-	-	-	-
Dissolved Bismuth (Bi)	-	-	-	-
Dissolved Boron (B)	-	-	-	-
Dissolved Cadmium (Cd)	-	0.000021	-	-
Dissolved Calcium (Ca)	19.82	13.83	27.43	14.90
Dissolved Cesium (Ce)	-	-	-	-
Dissolved Chromium (Cr)	-	-	-	-
Dissolved Cobalt (Co)	-	-	-	-
Dissolved Copper (Cu)	0.0017	0.0016	-	0.0010
Dissolved Iron (Fe)	0.5995	0.2043	0.4427	0.8890
Dissolved Lead (Pb)	-	-	-	-
Dissolved Lithium (Li)	-	-	-	-
Dissolved Magnesium (Mg)	5.49	3.77	7.13	4.06
Dissolved Manganese (Mn)	0.0961	0.0189	0.1932	0.0611
Dissolved Mercury (Hg)	-	-	-	-
Dissolved Molybdenum (Mo)	-	-	-	-
Dissolved Nickel (Ni)	-	-	-	-
Dissolved Phosphorous (P)	-	-	-	-
Dissolved Potassium (K)	1.47	1.19	1.03	1.02
Dissolved Rubidium (Rb)	-	-	-	-
Dissolved Selenium (Se)	-	-	-	-
Dissolved Silicon (Si)	-	3.70	-	-
Dissolved Silver (Ag)	-	-	-	-
Dissolved Sodium (Na)	3.25	2.38	2.40	2.17
Dissolved Strontium (Sr)	0.0414	0.0301	0.0571	0.0344
Dissolved Tellurium (Te)	-	-	-	-
Dissolved Thallium (Tl)	-	-	-	-
Dissolved Tin (Sn)	-	-	-	-
Dissolved Titanium (Ti)	0.0082	0.0022	-	0.0021
Dissolved Tungsten (W)	-	-	-	-
Dissolved Uranium (U)	-	-	-	-
Dissolved Vanadium (V)	-	-	-	-
Dissolved Zinc (Zn)	0.0114	0.0132	-	0.0041
Dissolved Zirconium (Zr)	-	-	-	-

**Table 3.87: 2012 Quarterly mean concentrations for total metals – TL3**

	Q1-Mean	Q2-Mean	Q3-Mean	Q4-Mean
Total Aluminum (Al)	0.6765	0.1617	0.4307	0.5630
Total Antimony (Sb)	-	-	-	-
Total Arsenic (As)	-	-	-	-
Total Barium (Ba)	0.0160	0.0105	0.0145	0.0150
Total Beryllium (Be)	-	-	-	-
Total Bismuth (Bi)	-	-	-	-
Total Boron (B)	-	-	-	-
Total Cadmium (Cd)	-	-	-	0.000020
Total Calcium (Ca)	20.46	13.33	27.50	16.27
Total Cesium (Ce)	-	-	-	-
Total Chromium (Cr)	0.0014	0.00057	0.0013	0.0015
Total Cobalt (Co)	0.00055	-	0.00059	0.00058
Total Copper (Cu)	0.0020	0.0014	0.0012	0.0020
Total Iron (Fe)	1.47	0.4510	1.09	1.96
Total Lead (Pb)	-	-	-	-
Total Lithium (Li)	-	-	-	-
Total Magnesium (Mg)	5.59	3.61	7.07	4.36
Total Manganese (Mn)	0.1133	0.0278	0.1979	0.1013
Total Mercury (Hg)	-	-	-	-
Total Molybdenum (Mo)	-	-	-	-
Total Nickel (Ni)	-	-	-	-
Total Phosphorous (P)	-	-	-	-
Total Potassium (K)	1.57	1.11	1.01	1.46
Total Rubidium (Rb)	-	-	-	-
Total Selenium (Se)	-	0.00046	-	-
Total Silicon (Si)	-	3.50	-	-
Total Silver (Ag)	-	-	-	-
Total Sodium (Na)	3.34	1.95	2.42	2.22
Total Strontium (Sr)	0.0440	0.0289	0.0597	0.0349
Total Tellurium (Te)	-	-	-	-
Total Thallium (Tl)	-	-	-	-
Total Tin (Sn)	-	-	-	-
Total Titanium (Ti)	0.0272	0.0050	0.0191	0.0288
Total Tungsten (W)	-	-	-	-
Total Uranium (U)	-	-	-	-
Total Vanadium (V)	0.0019	0.0011	0.0014	0.0019
Total Zinc (Zn)	0.0050	-	0.0031	0.0079
Total Zirconium (Zr)	-	-	-	-

**Table 3.88: 2012 Quarterly mean concentrations for inorganics – JCTA**

	Q1-Mean	Q2-Mean	Q3-Mean	Q4-Mean
Alkalinity (Total as CaCO <sub>3</sub> )	55.70	35.07	77.47	52.65
Conductivity	119.60	86.27	159.63	120.90
Dissolved Chloride (Cl)	0.765	0.687	0.863	1.83
Dissolved Sulphate (SO <sub>4</sub> )	3.59	2.12	0.653	2.33
Hardness (CaCO <sub>3</sub> )	57.35	42.43	83.47	52.60
Nitrate (N)	0.0575	-	0.063	0.054
Nitrite (N)	-	-	-	-
pH	6.91	7.25	7.43	7.20
Total Ammonia-N	0.0710	-	0.0600	0.101
Total Phosphorus	0.0138	0.0167	0.0368	0.0316
Total Suspended Solids	6.00	4.40	18.93	2.20
Acidity (as CaCO <sub>3</sub> )	5.60	3.07	4.60	7.50
Oil and Grease	-	-	-	-
Cyanide, Weak Acid Diss	-	-	-	-
Cyanide, Total	-	0.0065	-	-
Cyanide, Free	-	-	-	-

**Table 3.89: 2012 Quarterly mean concentrations for dissolved metals – JCTA**

	Q1-Mean	Q2-Mean	Q3-Mean	Q4-Mean
Dissolved Aluminum (Al)	0.1190	0.0778	0.0205	0.0744
Dissolved Antimony (Sb)	-	-	-	-
Dissolved Arsenic (As)	-	-	0.0010	-
Dissolved Barium (Ba)	0.0130	-	0.010	0.010
Dissolved Beryllium (Be)	-	-	-	-
Dissolved Bismuth (Bi)	-	-	-	-
Dissolved Boron (B)	-	-	-	-
Dissolved Cadmium (Cd)	-	-	-	-
Dissolved Calcium (Ca)	18.06	11.79	23.53	14.40
Dissolved Cesium (Ce)	-	-	-	-
Dissolved Chromium (Cr)	-	-	-	-
Dissolved Cobalt (Co)	-	-	-	0.00087
Dissolved Copper (Cu)	0.0011	-	-	-
Dissolved Iron (Fe)	0.253	0.279	0.701	1.34
Dissolved Lead (Pb)	-	-	-	-
Dissolved Lithium (Li)	-	-	-	-
Dissolved Magnesium (Mg)	3.00	3.13	6.01	4.04
Dissolved Manganese (Mn)	0.142	0.048	0.456	0.347
Dissolved Mercury (Hg)	-	-	-	-
Dissolved Molybdenum (Mo)	-	-	-	-
Dissolved Nickel (Ni)	-	-	-	-
Dissolved Phosphorous (P)	-	-	-	-
Dissolved Potassium (K)	1.25	1.08	0.967	0.925
Dissolved Rubidium (Rb)	-	-	-	-
Dissolved Selenium (Se)	-	0.00043	-	-
Dissolved Silicon (Si)	-	3.60	-	-
Dissolved Silver (Ag)	-	-	-	-
Dissolved Sodium (Na)	1.84	1.80	2.02	2.10
Dissolved Strontium (Sr)	0.0329	0.0255	0.0483	0.0328
Dissolved Tellurium (Te)	-	-	-	-
Dissolved Thallium (Tl)	-	-	-	-
Dissolved Tin (Sn)	-	-	-	-
Dissolved Titanium (Ti)	0.0026	0.0024	-	0.0026
Dissolved Tungsten (W)	-	-	-	-
Dissolved Uranium (U)	-	-	-	-
Dissolved Vanadium (V)	-	-	-	-
Dissolved Zinc (Zn)	0.0059	0.0063	-	0.0048
Dissolved Zirconium (Zr)	-	-	-	-

**Table 3.90: 2012 Quarterly mean concentrations for total metals – JCTA**

	Q1-Mean	Q2-Mean	Q3-Mean	Q4-Mean
Total Aluminum (Al)	0.1762	0.2117	0.2710	0.2015
Total Antimony (Sb)	-	-	-	-
Total Arsenic (As)	-	-	0.0011	-
Total Barium (Ba)	0.0140	0.0120	0.0140	0.0120
Total Beryllium (Be)	-	-	-	-
Total Bismuth (Bi)	-	-	-	-
Total Boron (B)	-	-	-	-
Total Cadmium (Cd)	-	-	-	-
Total Calcium (Ca)	18.76	11.64	23.63	16.65
Total Cesium (Ce)	-	-	-	-
Total Chromium (Cr)	-	-	0.0010	-
Total Cobalt (Co)	-	-	0.00073	0.0010
Total Copper (Cu)	-	0.0012	-	-
Total Iron (Fe)	0.778	0.627	1.54	2.29
Total Lead (Pb)	-	-	-	-
Total Lithium (Li)	-	-	-	-
Total Magnesium (Mg)	3.11	3.11	5.91	4.21
Total Manganese (Mn)	0.157	0.068	0.628	0.386
Total Mercury (Hg)	-	-	-	-
Total Molybdenum (Mo)	-	-	-	-
Total Nickel (Ni)	-	-	-	-
Total Phosphorous (P)	-	-	-	-
Total Potassium (K)	1.22	1.12	0.943	0.990
Total Rubidium (Rb)	-	-	-	-
Total Selenium (Se)	-	0.00044	-	1.1000
Total Silicon (Si)	-	3.00	-	-
Total Silver (Ag)	-	-	-	-
Total Sodium (Na)	1.92	1.75	2.03	2.19
Total Strontium (Sr)	0.0348	0.0267	0.0468	0.0354
Total Tellurium (Te)	-	-	-	-
Total Thallium (Tl)	-	-	-	-
Total Tin (Sn)	-	-	-	-
Total Titanium (Ti)	0.0053	0.0074	0.0115	0.0072
Total Tungsten (W)	-	-	-	-
Total Uranium (U)	-	-	-	-
Total Vanadium (V)	-	-	0.0012	0.0012
Total Zinc (Zn)	-	0.0031	0.0030	0.0046
Total Zirconium (Zr)	-	-	-	-



---

## 3.2 Sediment

The results from the sediment sampling program have been tabulated below and the laboratory Certificates of Analysis are included in Appendix A. Sediment samples were collected at nine lake locations and 10 stream locations, and were analyzed for grain size and inorganics.

### 3.2.1 Surface Sediment Grain Size

Sediment grain size distribution was analyzed for the lakes (Wabigoon Lake, Wabigoon Lake Reference Site and Thunder Lake) and used in conjunction with benthic invertebrate community analysis to determine any correlations between the two sets of data (Table 3.91). Laboratory results indicated higher percentages of silt and clay at the Wabigoon Lake sampling location than at the Wabigoon Lake Reference site location. However, Wabigoon Lake and the Wabigoon Lake Reference site are considered characteristically similar and therefore make a good pairing for comparison. Sediment grain size percentages at the two sites ranged from 50% clay and 32% silt at the Wabigoon Lake Reference Site to 26% clay and 61% silt at the Wabigoon Lake sampling site.

Sediment grain size distribution in Thunder Lake showed a high percent of sand (84%), followed by silt (15%), and clay (1.1%).

No statistical analyses were completed for sediment grain size distribution as the minimum number of samples needed to complete statistical analysis was not collected (minimum of 3 per site).

Sediment grain size distribution was also analyzed for two streams (Blackwater creek, and an unnamed creek). Blackwater creek is a potentially impacted stream that drains into Wabigoon Lake, while the unnamed creek runs on either side of the former tree nursery and drains into Thunder Lake. Laboratory results indicate higher percentages of sand (47%) and silt (30%) in samples collected at Blackwater creek. Higher percentages of gravel (41%) and sand (67%) were found at the unnamed creek. Percent fines represented by clays ranged from 35% in Blackwater creek to 1.8% in the unnamed creek (Table 3.92).

**Table 3.91: Grain size distribution and moisture in Sediments - Lakes**

Streams													
Parameter	Units	Samples						Statistics					
Blackwater Creek		SB12-11A	SB12-12	SB12-13	SB12-14	SB12-15A	SB12-16	Min	Max	Med	Mean	SD	SE
<b>Grain Size</b>													
Gravel (>2mm)	%	0.61	29.9	4.85	2.32	<0.1	<0.1	0.6	29.9	3.6	9.4	13.8	5.6
Sand (2.0mm - 0.063mm)	%	26.2	12.7	78.4	78.7	47.9	39.8	12.7	78.7	43.9	47.3	27.0	11.0
Silt (0.063mm - 4um)	%	48.5	37.9	12.4	14.5	34.6	32.6	12.4	48.5	33.6	30.1	14.0	5.7
Clay (<4um)	%	24.8	19.5	4.28	4.44	17.5	27.7	4.3	27.7	18.5	16.4	10.0	4.1
Moisture	%	36.8	68.5	18.6	20.2	30.0	36.0	18.6	68.5	33.0	35.0	18.1	7.4
<b>Tree Nursery Creek</b>													
		SB12-2A	SB12-3	SB12-4A	SB12-5A								
<b>Grain Size</b>													
Gravel (>2mm)	%	3.53	77.8	<0.10	<0.10			3.5	77.8	40.7	40.7	52.5	26.3
Sand (2.0mm - 0.063mm)	%	72.2	21.8	84.3	91.6			21.8	91.6	78.3	67.5	31.5	15.7
Silt (0.063mm - 4um)	%	22.1	0.23	12.8	6.65			0.2	22.1	9.7	10.4	9.3	4.7
Clay (<4um)	%	2.20	0.16	2.91	1.78			0.2	2.9	2.0	1.8	1.2	0.6
Moisture	%	17.5	19.0	22.8	22.1			17.5	22.8	20.6	20.4	2.5	1.3

**Table 3.92: Grain size distribution and moisture in Sediments - Streams**

Lakes													
Parameter	Units	Samples				Statistics							
Wabigoon Lake		SB12-22	SB12-23	SB12-24		Min	Max	Med	Mean	SD	SE		
<b>Grain Size</b>													
Gravel (>2mm)	%	<0.10	<0.10	<0.10		<0.10	<0.10	<0.10	0.00	0	0		
Sand (2.0mm - 0.063mm)	%	9.92	5.56	21.8		5.6	21.8	9.9	12.4	8.4	4.9		
Silt (0.063mm - 4um)	%	62.8	63.6	57.9		57.9	63.6	62.8	61.4	3.1	1.8		
Clay (<4um)	%	27.2	30.8	20.3		20.3	30.8	27.2	26.1	5.3	3.1		
Moisture	%	57.5	67.2	53.0		53.0	67.2	57.5	59.2	7.3	4.2		
<b>Wabigoon Lake Reference</b>													
		SB12-25	SB12-26										
<b>Grain Size</b>													
Gravel (>2mm)	%	<0.10	<0.10			<0.10	<0.10	<0.01	0.00	0	0		
Sand (2.0mm - 0.063mm)	%	25.0	11.9			11.9	25.0	18.5	18.5	0	0		
Silt (0.063mm - 4um)	%	30.3	33.5			30.3	33.5	31.9	31.9	0	0		
Clay (<4um)	%	44.8	54.7			44.8	54.7	49.8	49.8	0	0		
Moisture	%	54.9	62.0			54.9	62.0	58.5	58.5	0	0		
<b>Thunder Lake</b>													
		SB12-17	SB12-18	SB12-19	SB12-20								
<b>Grain Size</b>													
Gravel (>2mm)	%	<0.10	<0.10	<0.10	<0.10			<0.10	<0.10	<0.01	0.00	0	0
Sand (2.0mm - 0.063mm)	%	59.1	82.5	97.0	95.7			59.1	97.0	89.1	83.6	17.6	8.8
Silt (0.063mm - 4um)	%	38.7	16.7	2.20	3.63			2.2	38.7	10.2	15.3	16.9	8.5
Clay (<4um)	%	2.17	0.81	0.80	0.66			0.7	2.2	0.8	1.1	0.7	0.4
Moisture	%	47.7	23.4	24.0	26.0			23.4	47.7	25.0	30.3	11.7	5.8

---

### 3.2.2 Surface Sediment Inorganics

Sediment inorganic parameters were analyzed for samples collected at the three lake sampling locations used in the study of benthic invertebrate communities. Metal results were compared to Provincial Sediment Quality Guidelines (PSQG) LEL and PSQG SEL standards, where available. Anions and nutrients were not compared to PSQG standards, as leachable parameters are not included in these guidelines.

Higher total phosphorus concentrations were observed in the Wabigoon Lake Reference Site compared to Wabigoon Lake and Thunder Lake (Table 3.93). Total phosphorus was elevated in both samples collected at the Wabigoon Lake Reference Site (SB 12-25 – 853 mg/kg and SB 12-26 – 793 mg/kg) when compared to PSQG. One sample had elevated levels of total phosphorus at one sampling location within Wabigoon Lake (SB12-24 – 644 mg/kg), when compared to PSQG. No exceedances of PSQG for phosphorus concentrations were found in samples collected at Thunder Lake.

One sampling location within the unnamed creek had concentrations of total phosphorus above the PSQG (SB12-3 – 680 mg/kg). No other exceedances were found at that location, or at the other sampling station within the unnamed creek. No exceedances of any parameters were found in sediment samples collected at the Blackwater Creek (Tables 3.93 and 3.94).

Grain size distribution in Wabigoon Lake and Wabigoon Lake Reference is similar, with both lakes having high silt and/or clay content. Thunder Lake has a high sand content. Differences in grain size distributions will result in differences in benthic invertebrate distribution.

**Table 3.93: Summary of the inorganic analysis of the surface sediment – Lakes**

Lakes							
Parameter	Units					PSQG	
Wabigoon Lake		SB12-22	SB12-23	SB12-24		LEL	SEL
Leachable Ammonia as N	mg/kg	304	380	96.9			
Leachable Bromide	mg/kg	<1.0	<1.0	<1.0			
Leachable Chloride	mg/kg	<20	<20	<20			
Leachable Fluoride	mg/kg	1.3	2.8	<1.0			
Leachable Nitrate-N	mg/kg	<1.0	<1.0	<1.0			
Leachable Nitrite-N	mg/kg	<1.0	<1.0	<1.0			
Leachable Total Kjeldahl Nitrogen	mg/kg	4010	4740	2140			
Leachable Sulphate	mg/kg	189	55	29			
Phosphorus, Total	mg/kg	388	504	<b>644</b>		600	2000
Nitrate+Nitrite-N	mg/L	<1.0	1.3	<1.0			
Mercury (Hg)	mg/kg	0.050	0.034	0.033		0.2	2
Zirconium (Zr)	mg/kg	6.0	9.3	6.2			
Wabigoon Lake Reference		SB12-25	SB12-26				
Leachable Ammonia as N	mg/kg	81.3	106				
Leachable Bromide	mg/kg	<1.0	<1.0				
Leachable Chloride	mg/kg	<20	<20				
Leachable Fluoride	mg/kg	<1.0	1.1				
Leachable Nitrate-N	mg/kg	1.9	2.2				
Leachable Nitrite-N	mg/kg	<1.0	<1.0				
Leachable Total Kjeldahl Nitrogen	mg/kg	1420	1480				
Leachable Sulphate	mg/kg	22	37				
Phosphorus, Total	mg/kg	<b>853</b>	<b>793</b>			600	2000
Nitrate+Nitrite-N	mg/L	1.0	<1.0				
Mercury (Hg)	mg/kg	0.039	0.044			0.2	2
Zirconium (Zr)	mg/kg	8.3	11.7				
Thunder Lake		SB12-17	SB12-18	SB12-19	SB12-20		
Leachable Ammonia as N	mg/kg	104	28.2	14.3	25.6		
Leachable Bromide	mg/kg	<1.0	<1.0	<1.0	<1.0		
Leachable Chloride	mg/kg	<20	<20	<20	<20		
Leachable Fluoride	mg/kg	<1.0	<1.0	<1.0	<1.0		
Leachable Nitrate-N	mg/kg	<1.0	<1.0	<1.0	<1.0		
Leachable Nitrite-N	mg/kg	<1.0	<1.0	<1.0	<1.0		
Leachable Total Kjeldahl Nitrogen	mg/kg	1570	270	260	440		
Leachable Sulphate	mg/kg	49	<20	<20	<20		
Phosphorus, Total	mg/kg	403	192	341	155	600	2000
Nitrate+Nitrite-N	mg/L	<1.0	<1.0	<1.0	<1.0		
Mercury (Hg)	mg/kg	0.011	<0.010	<0.010	<0.010	0.2	2
Zirconium (Zr)	mg/kg	<5.0	<5.0	<5.0	<5.0		

**Table 3.94: Summary of the inorganic analysis of the surface sediment – Streams**

		Streams							
Parameter	units	Samples						PSQG	
Blackwater Creek		SB12-11A	SB12-12	SB12-13	SB12-14	SB12-15A	SB12-16	LEL	SEL
Leachable Ammonia as N	mg/kg	70.1	384	47.7	39.9	105	107		
Leachable Bromide	mg/kg	<1.0	3.6	<1.0	<1.0	1.2	<1.0		
Leachable Chloride	mg/kg	<20	<20	<20	<20	<20	<20		
Leachable Fluoride	mg/kg	1.4	4.3	<1.0	<1.0	<1.0	1.0		
Leachable Nitrate-N	mg/kg	<1.0	4.6	<1.0	<1.0	<1.0	<1.0		
Leachable Nitrite-N	mg/kg	<1.0	<1.0	<1.0	<1.0	<1.0	<1.0		
Leachable Total Kjeldahl Nitrogen	mg/kg	810	4470	410	650	1300	1340		
Leachable Sulphate	mg/kg	<20	406	<20	<20	44	<20		
Phosphorus, Total	mg/kg	459	575	270	255	391	438	600	2000
Nitrate+Nitrite-N	mg/L	<1.0	<1.0	<1.0	<1.0	<1.0	<1.0		
Mercury (Hg)	mg/kg	0.031	0.042	<0.010	0.011	0.020	0.025	0.2	2
Zirconium (Zr)	mg/kg	<5.0	7.1	<5.0	<5.0	<5.0	8.5		
Unnamed Creek		SB12-2A	SB12-3	SB12-4A	SB12-5A				
Leachable Ammonia as N	mg/kg	79.3	20.7	14.3	10.8				
Leachable Bromide	mg/kg	<1.0	<1.0	<1.0	<1.0				
Leachable Chloride	mg/kg	<20	<20	<20	<20				
Leachable Fluoride	mg/kg	<1.0	<1.0	<1.0	<1.0				
Leachable Nitrate-N	mg/kg	<1.0	<1.0	<1.0	<1.0				
Leachable Nitrite-N	mg/kg	<1.0	<1.0	<1.0	<1.0				
Leachable Total Kjeldahl Nitrogen	mg/kg	940	320	210	<200				
Leachable Sulphate	mg/kg	<20	<20	21	<20				
Phosphorus, Total	mg/kg	240	<b>680</b>	154	114			600	2000
Nitrate+Nitrite-N	mg/L	<1.0	2.8	<1.0	<1.0				
Mercury (Hg)	mg/kg	<0.010	<0.010	<0.010	<0.010			0.2	2
Zirconium (Zr)	mg/kg	<5.0	<5.0	<5.0	<5.0				

---

### 3.3 Benthic Invertebrate Community (BIC)

Results of the benthic invertebrate sampling for the lakes and streams were tabulated, and are described below. Taxon richness, relative abundance, percent Ephemeroptera, Plecoptera, Tricoptera (EPT), percent Diptera, Simpson's diversity index and evenness were calculated for each sampling station. Taxon richness describes the total number of different taxonomic categories collected at a sampling site. The Simpson diversity index takes into account both the abundance patterns and taxonomic richness of the community. It is calculated by determining for each taxonomic group the proportion of individuals that contribute to the total invertebrates present. Simpson's diversity can range between 0 and 1, with higher values indicating greater diversity. EPT ratios of 50 % or greater are indicative of good biodiversity, values between 50 % and 25 % are considered moderate and values below 25 % are considered indicative of poor biodiversity. Values for percent Diptera greater than 40 % are indicative of poor water quality, values between 20 % and 40 % are considered moderate, and values lower than 20 % are considered indicative of good water quality. Evenness is the measure of equality of abundance in a community. The certificates of analysis are located in Appendix A.

### 3.3.1 Wabigoon Lake

#### SB 12-22

For SB 12-22, 14 taxa were identified. Of these 14 taxa the most abundant group was the Diptera Chironomidae, followed by the Oligochaeta Naididae (Figure 3.1). These groups represent 80 % and 6 % of the total invertebrate population in the sample respectively. Percent EPT was low at 2.7% with no members of the Plecoptera family being found. Percent diptera was high at 80 %, the highest among all the samples collected at Wabigoon Lake. A Simpson's diversity index of 0.3 was calculated, this value indicates that the diversity at this sampling site is low. A value of 0.11 for Evenness was obtained, which confirms that there is a dominant family in the area sampled. Benthic invertebrate density was calculated at 18,400 individuals/m<sup>2</sup>. The estimated density at this site is quite high due to the fact that there was a very large number of Chironomids captured in the samples.

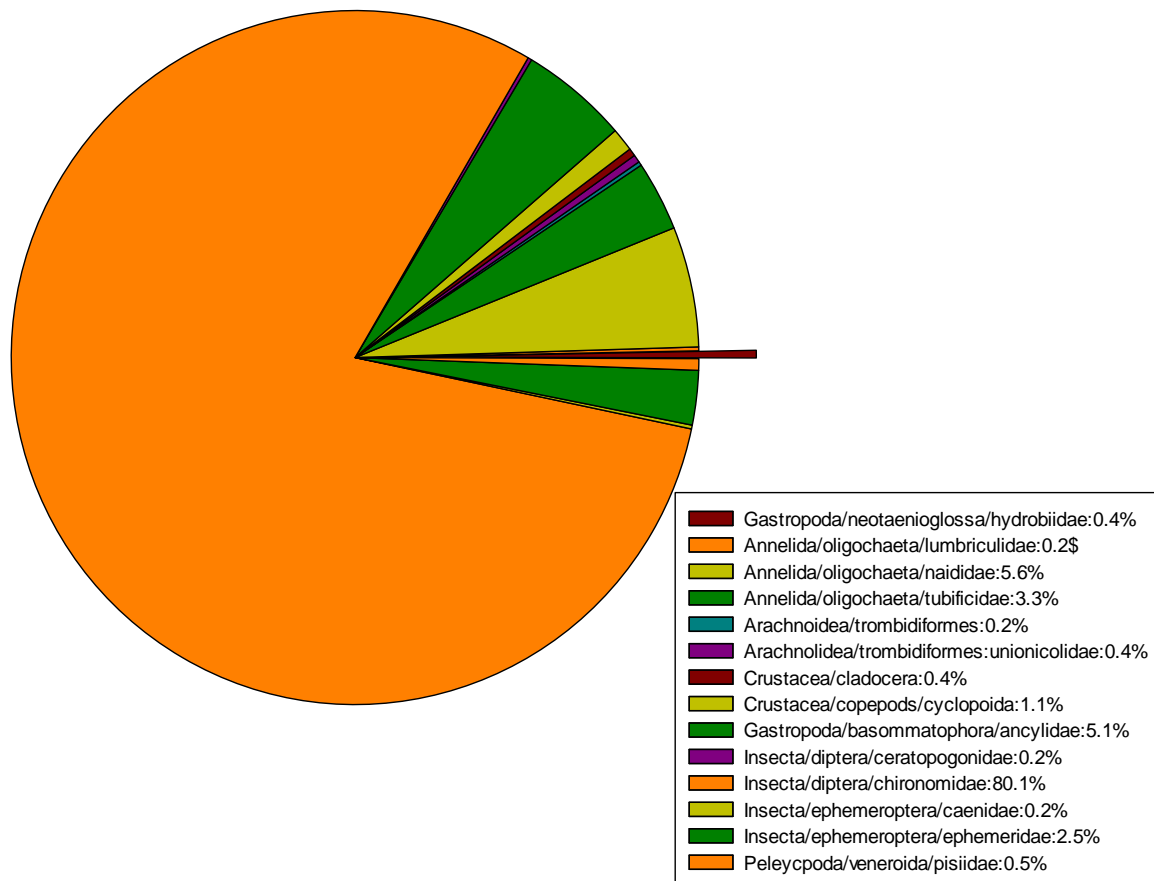
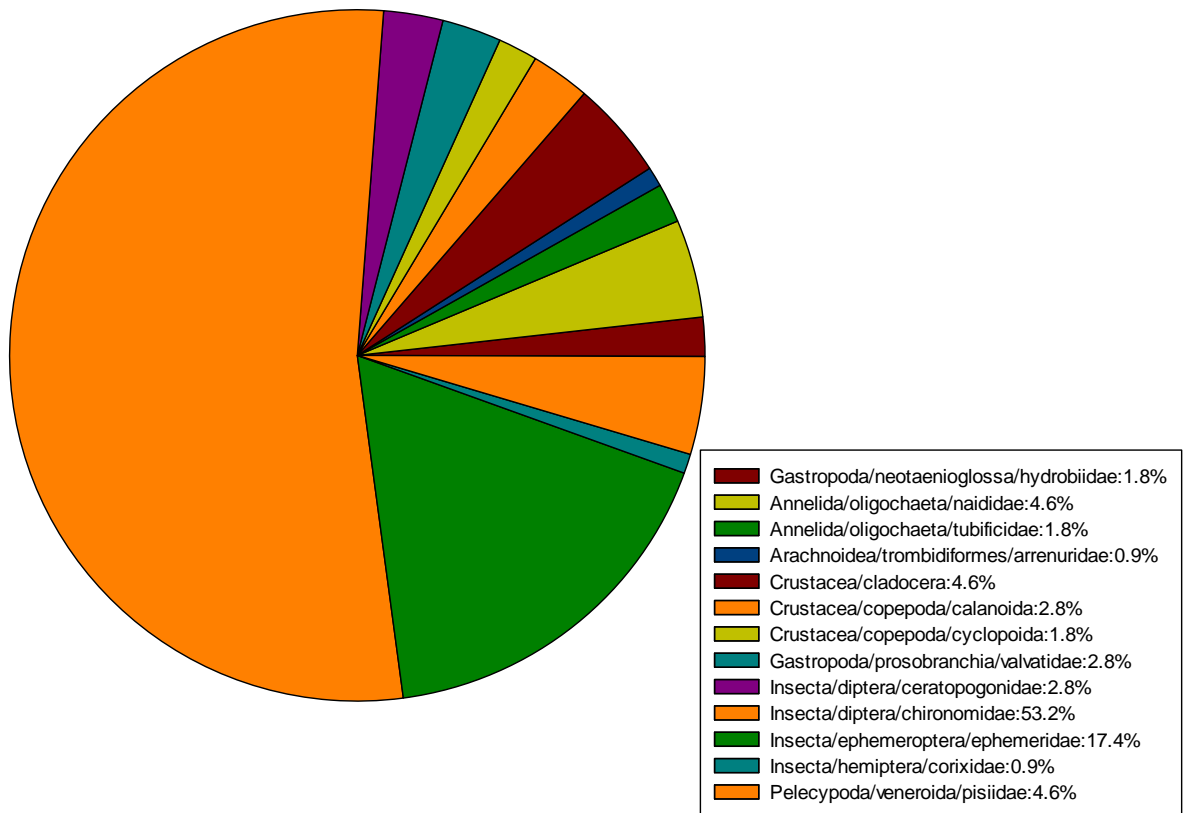


Figure 3.1: Benthic invertebrate distribution in SB 12-22

### SB 12-23

Taxon richness in SB 12-23 was 13 and, of the 13 taxa, the most abundant group was the Diptera Chironomidae followed by the Ephemeroptera Ephemeraeidae (Figure 3.2). These groups represented 53 % and 17 % of the total invertebrate population in the sample. There were no members of the Plecoptera family in this sample. The Percent Diptera was calculated at 56 %. The Simpson's diversity index was calculated at 0.7 indicating a high diversity of organisms in the sample, while the evenness was calculated at 0.24, showing that the distribution is skewed towards having many organisms of only one or two families (Chironomidae and Ephemeraeidae). Density for this sample was calculated at 1,817 individuals/m<sup>2</sup>.

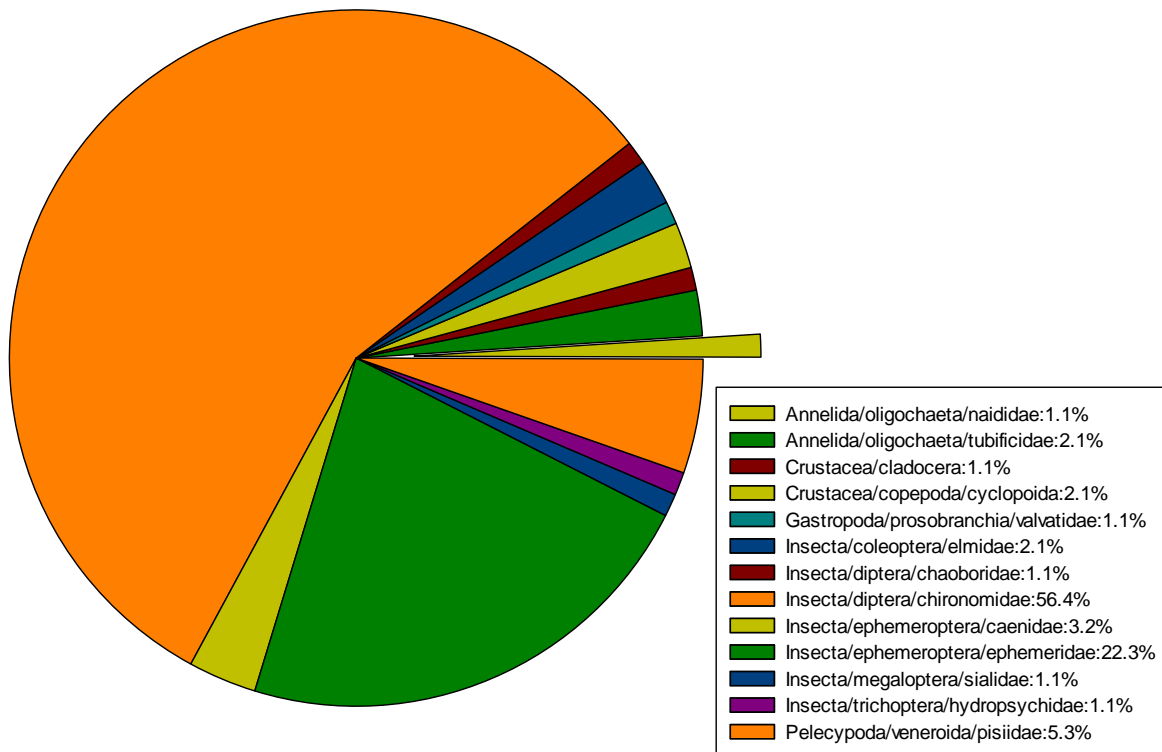


**Figure 3.2: Benthic invertebrate distribution in SB 12-23**



**SB 12-24**

Taxon richness for SB 12-24 was very similar to SB12-23, with 13 different taxa identified. The most abundant groups were the Diptera Chironomidae and the Ephemeroptera Ephemeraeidae which represented 56 % and 22 % of the total invertebrate population in the sample (Figure 3.3). Percent EPT was 27 %, while percent Diptera was 56 %. Simpson’s diversity index was calculated at 0.6 which indicated that, at this location, there is a moderate diversity of species, while evenness calculated at 0.21, which indicates that species distribution is skewed towards one dominant species. Density for this sample was calculated at 1567 individuals/m<sup>2</sup>.



**Figure 3.3: Benthic invertebrate distribution in SB 12-24**

Overall, benthic invertebrate community samples from Wabigoon Lake show a low to moderate diversity of species, with one common dominant species (chironomids). Chironomids are a family that are usually associated with waterbodies of poor water quality. It should also be noted that the further away from the mouth of the Blackwater creek the samples were collected, the lower the abundance of chironomids and the larger the abundance of other families that usually represent good water quality, including the Ephemeraeidae.

### 3.3.2 Wabigoon Lake Reference Site

#### SB 12-25

A total of 10 taxon were identified for SB 12-25, with the most abundant groups being the Diptera Chaoboridae followed by the Ephemeroptera Ephemeridae which represented 61 % and 20 % of the total invertebrate population in the sample (Figure 3.4). Percent EPT was 62 %, which indicates moderate water quality, while percent Diptera was 28 %. The Simpson's diversity index was calculated at 0.6, indicating moderate diversity of species. The evenness was calculated at 0.23 showing that the distribution is skewed towards having many organisms of only one or two families. Density was calculated at 5733 individuals/m<sup>2</sup>. This sampling site has a moderate to good water quality as shown by the percent EPT and percent Diptera.

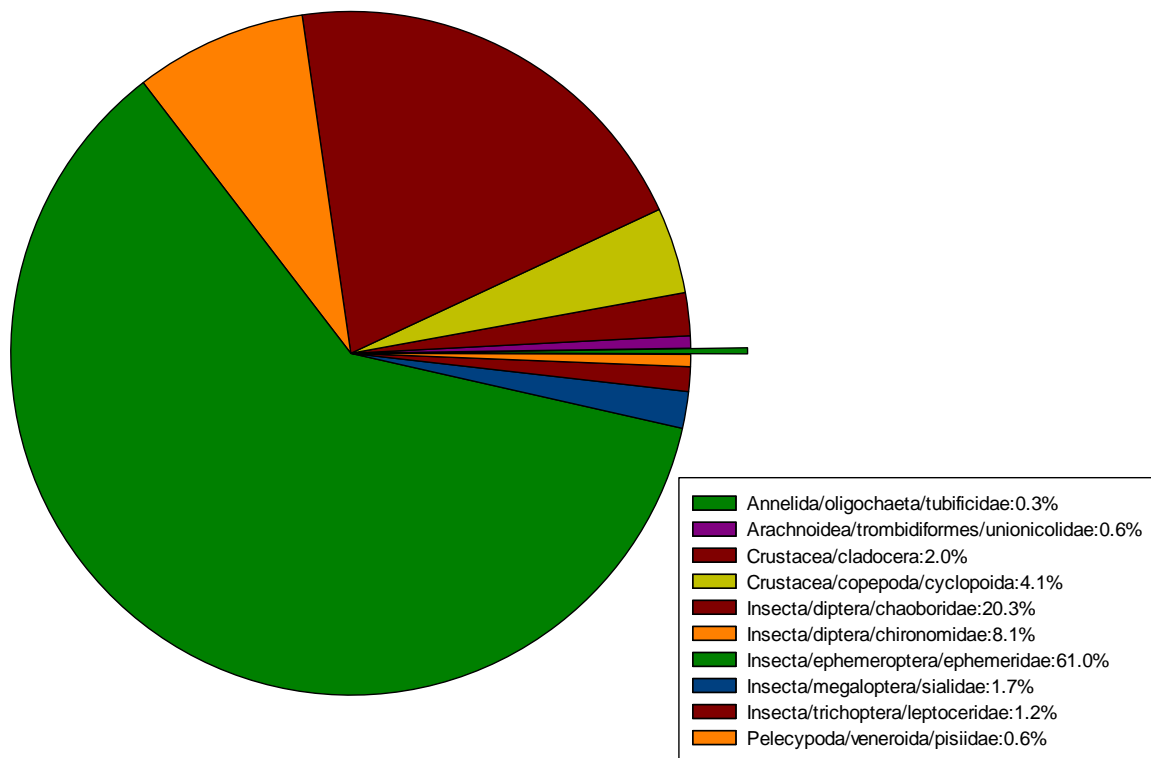


Figure 3.4: Benthic invertebrate distribution in SB 12-25

### SB 12-26

A total of eight taxon were identified for SB 12-26. The most abundant groups were the Ephemeroptera Ephemeraidae and the Diptera Chaoboridae, which represented 59 % and 15 % of the total population in the sample (Figure 3.5). As in SB 12-25, members of the Ephemeroptera family were the most abundant. Simpson's diversity index was calculated at 0.6 indicating moderate diversity of species. The evenness was calculated at 0.3 showing that the distribution is skewed towards having many organisms of only one or two families. Density was calculated at 2867 individuals/m<sup>2</sup>. Percent EPT was 61 % and percent Diptera was 33 %. This sampling site had moderate to good water quality as demonstrated by the percent EPT.

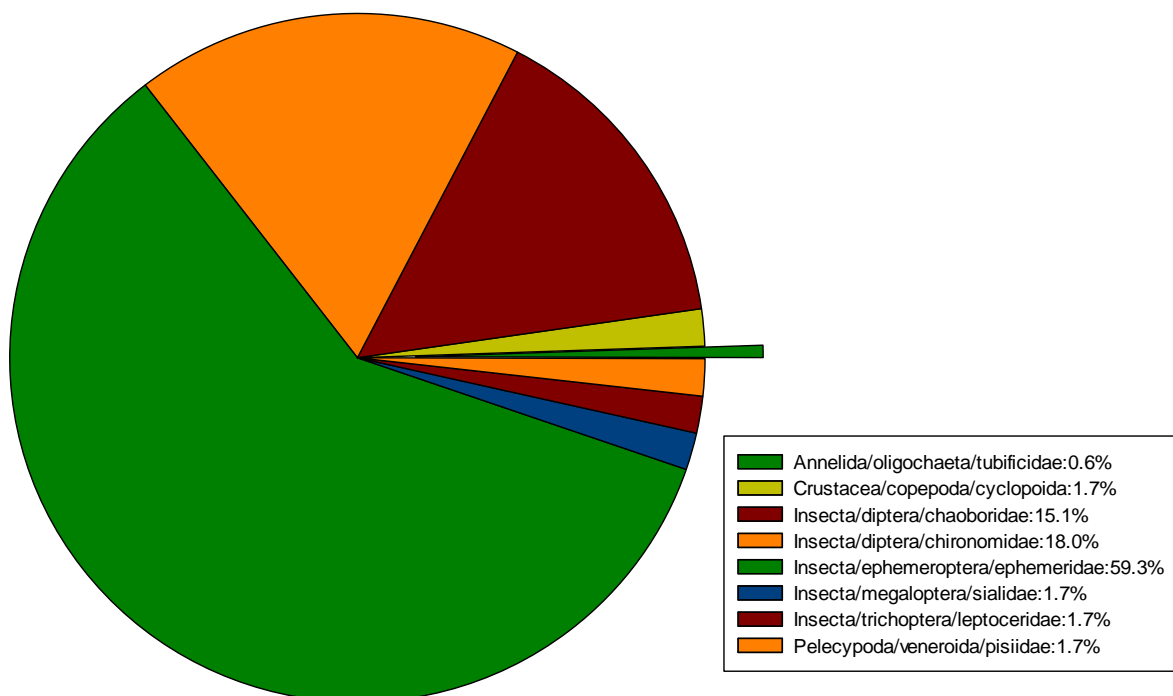


Figure 3.5: Benthic invertebrate distribution in SB 12-26

### 3.3.3 Thunder Lake

#### SB 12-17

A total of 21 taxon were identified for SB 12-17. The most abundant groups were the Diptera Chironomidae followed by the Pelecypoda Pisiidae, which represented 45 % and 18 % of the total population in the sample (Figure 3.6). The percent Diptera was calculated at 49 %, the percent EPT was 16%. The Simpson's diversity index was calculated at 0.87 indicating a high diversity of species. The evenness was calculated at 0.20 showing that the distribution is skewed towards having many organisms of only one or two families. The density was calculated to be 4,267 individuals/m<sup>2</sup>.

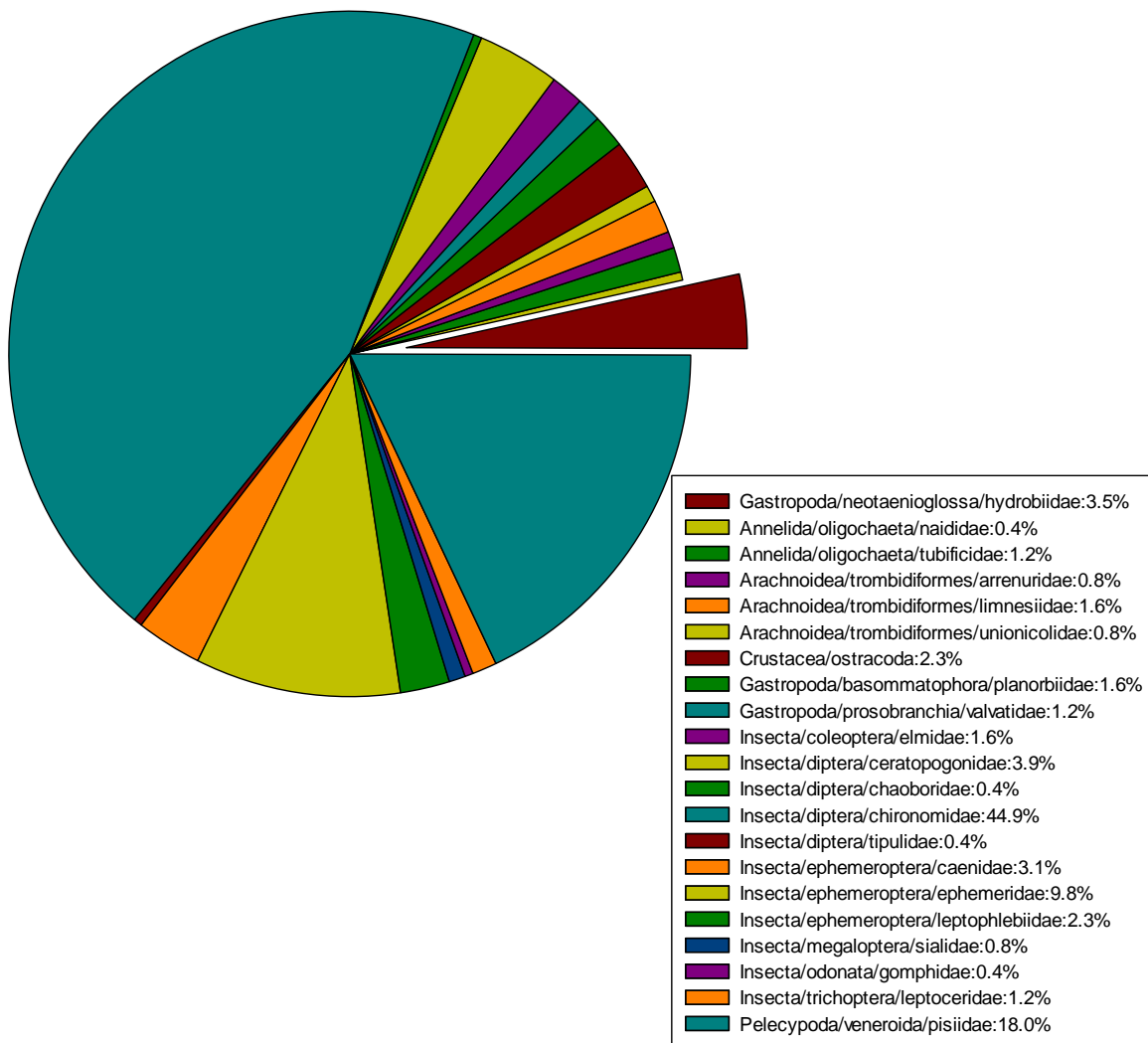
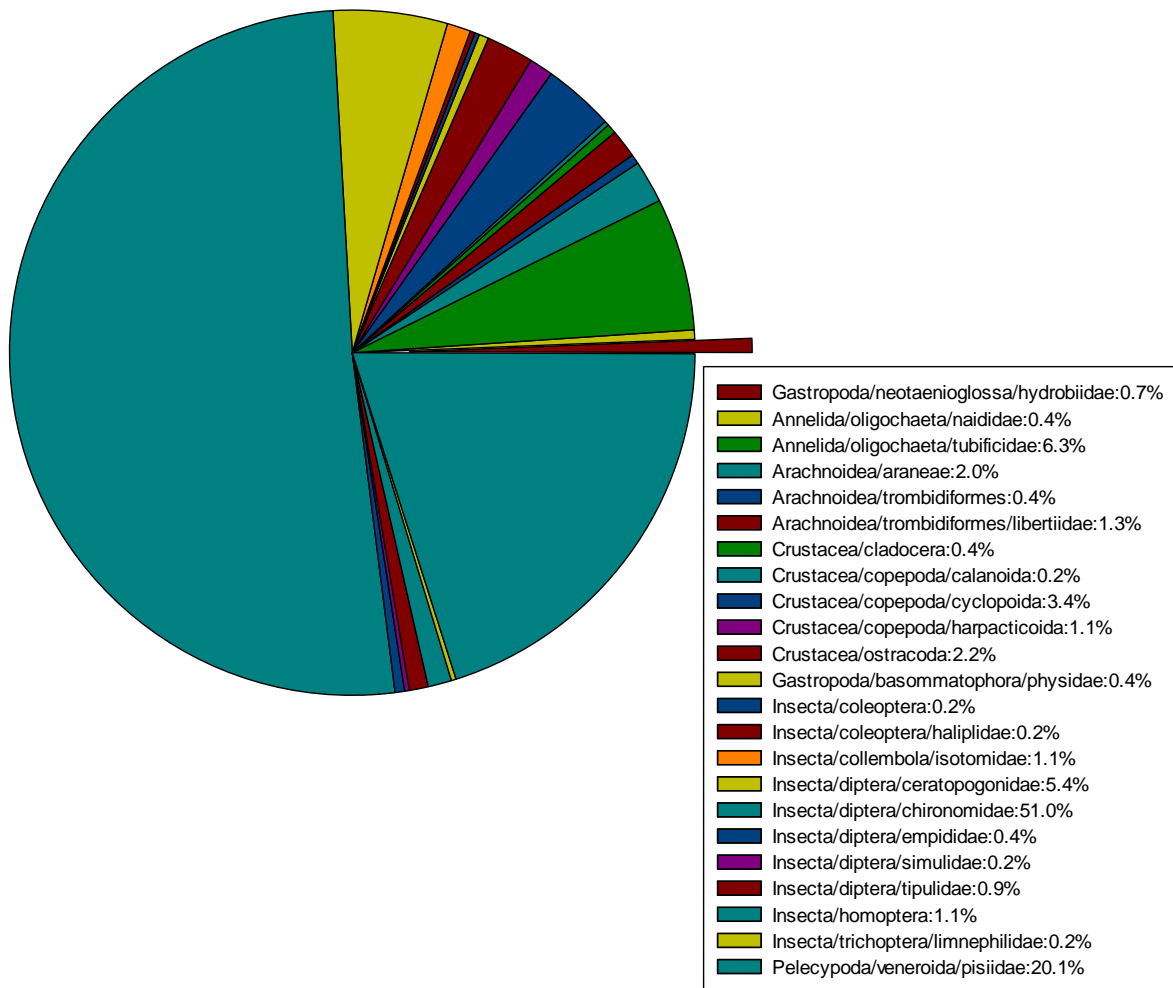


Figure 3.6: Benthic invertebrate distribution in SB 12-17

**SB 12-18**

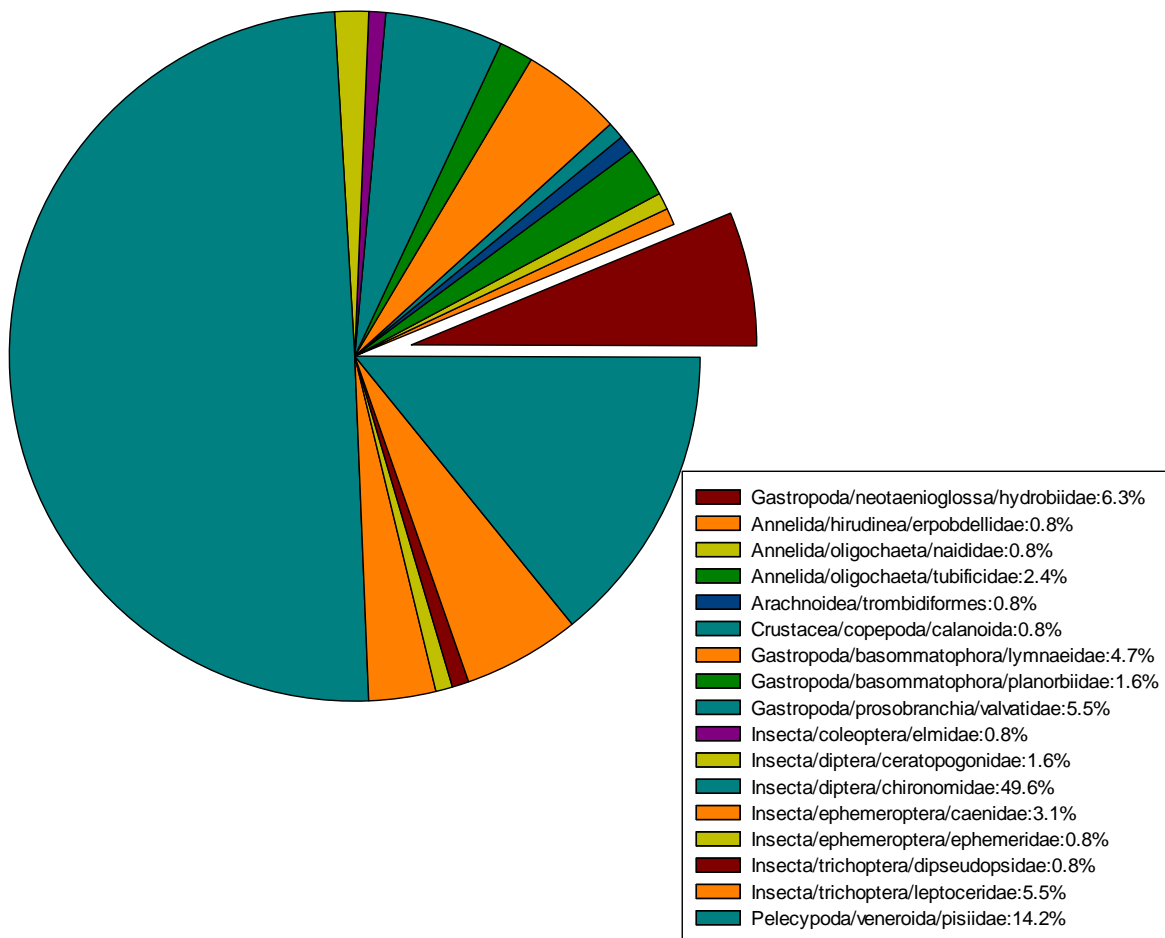
A total of 23 taxon were identified for SB 12-18. The most abundant groups were the Diptera Chironomidae and the Pelecypoda Pisiidae which represented 51% and 20 % of the total population of the sample (Figure 3.7). The percent EPT was 0.22 %, while the percent Diptera was 58 %. The Simpson’s diversity index was 0.7 indicating a high diversity of species. The evenness was calculated at 0.10 showing that the distribution is skewed towards having many organisms of only one or two families. Density was calculated as 7450 individuals/m<sup>2</sup>.



**Figure 3.7: Benthic invertebrate distribution in SB12-18**

**SB 12-19**

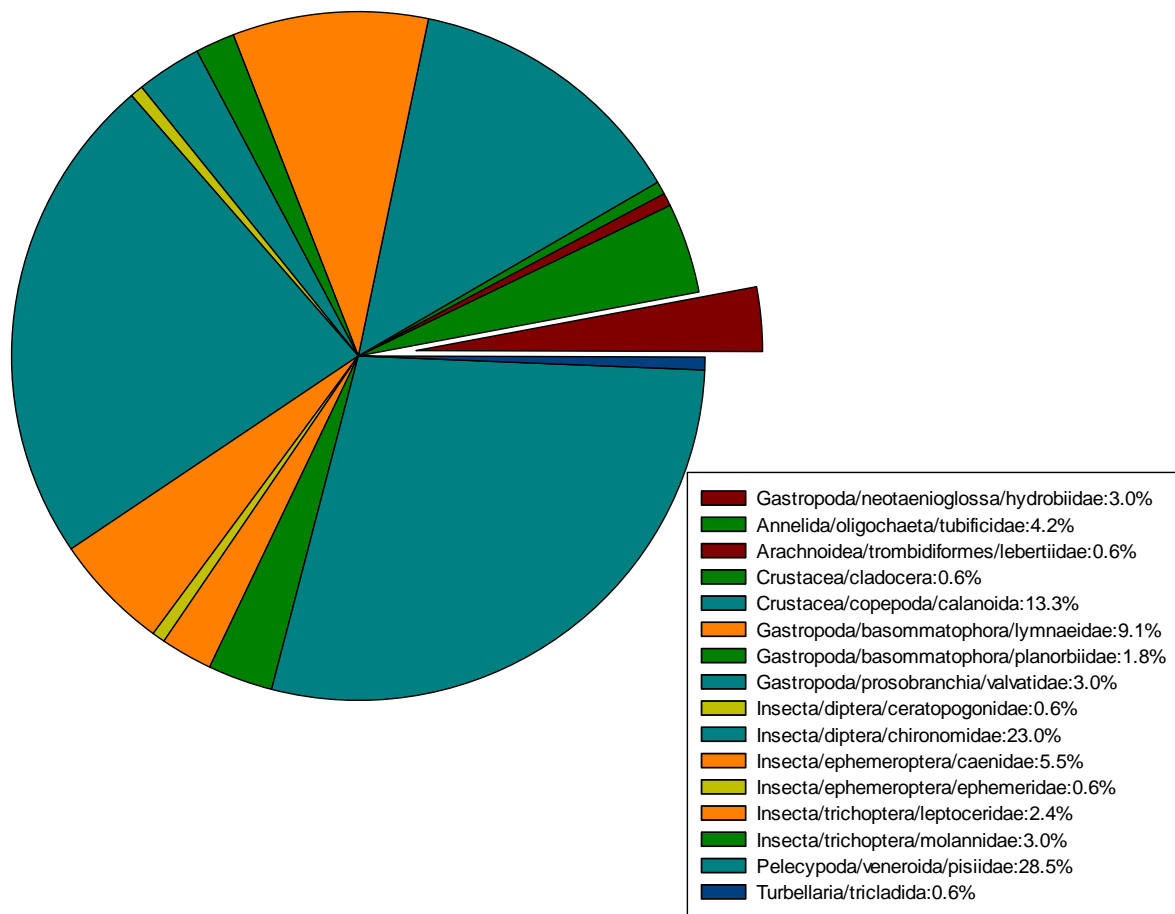
A total of 17 taxon were identified for SB 12-19. The most abundant groups were the Diptera Chironomidae and the Pelecypoda Pisiidiidae which represented 50 % and 14 % of the total invertebrate population (Figure 3.8). The percent EPT was 51%, while the percent Diptera was calculated at 49%. The Simpson's diversity index was calculated at 0.7, indicating a high diversity of species. The evenness was calculated at 0.20 showing that the distribution is skewed towards having many organisms of only one or two families. The density was calculated as 2117 individuals/m<sup>2</sup>.



**Figure 3.8: Benthic invertebrate distribution in SB 12-19**

**SB 12-20**

A total of 16 taxon were identified for SB 12-20. The most abundant groups were the Diptera Chironomidae and the Pelecypoda Pisiidae, which represented 23 % and 28 % of the total invertebrate population in the sample (Figure 3.9). The percent EPT was 11 %, while the percent Diptera was calculated at 23 %. The Simpson’s diversity index was calculated at 0.8, indicating moderate diversity of species. The evenness was calculated at 0.4 showing that the sample had a moderate variety of families. The density was estimated to be 2750 individuals/m<sup>2</sup>.



**Figure 3.9: Benthic invertebrate distribution in SG BEN4**

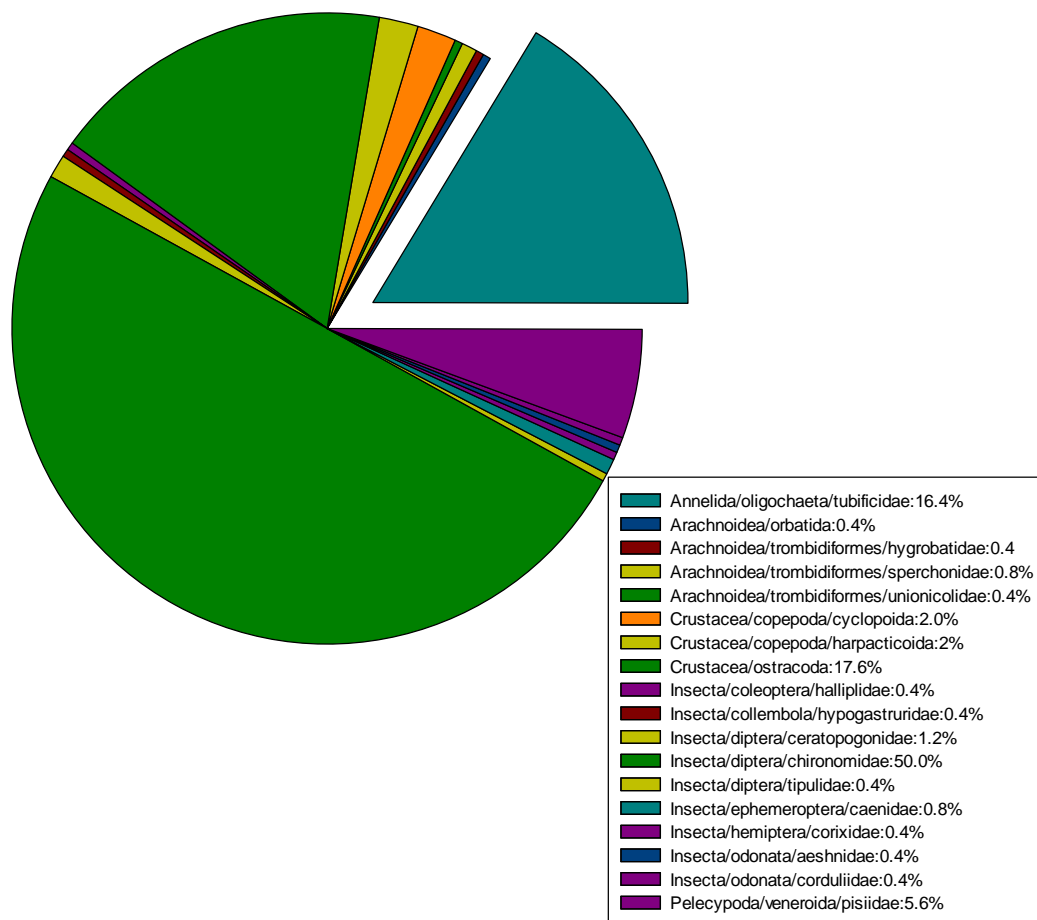
Overall, the data indicates a higher abundance of taxa in Thunder Lake compared to Wabigoon Lake. While the most abundant family was Chironomidae, there was a high diversity of families in the samples collected as shown by the higher Simpson’s diversity index when compared to

Wabigoon Lake samples. Evenness indicated that despite the higher abundance of taxa, there was still a skewed dominance of most samples by the Chironomids. Water quality in Thunder Lake, as demonstrated by the abundance of EPT species and diptera species, can be classified as relatively poor.

### 3.3.4 Blackwater Creek

#### SB 12-11A

A total of 18 taxon were identified for SB 12-11A; the most abundant group were the Diptera Chironomidae followed by the Crustacea Ostracoda, which represented 50 % and 18 % of the total invertebrate population in the sample (Figure 3.10). Percent EPT was calculated at 0.8 % while percent Diptera was 52 %. Simpson diversity index was calculated at 0.7 which indicates a high diversity of taxa present in the sample. Evenness was calculated at 0.2 which indicates that the invertebrate population in this sample is skewed towards a higher presence of one or two species.

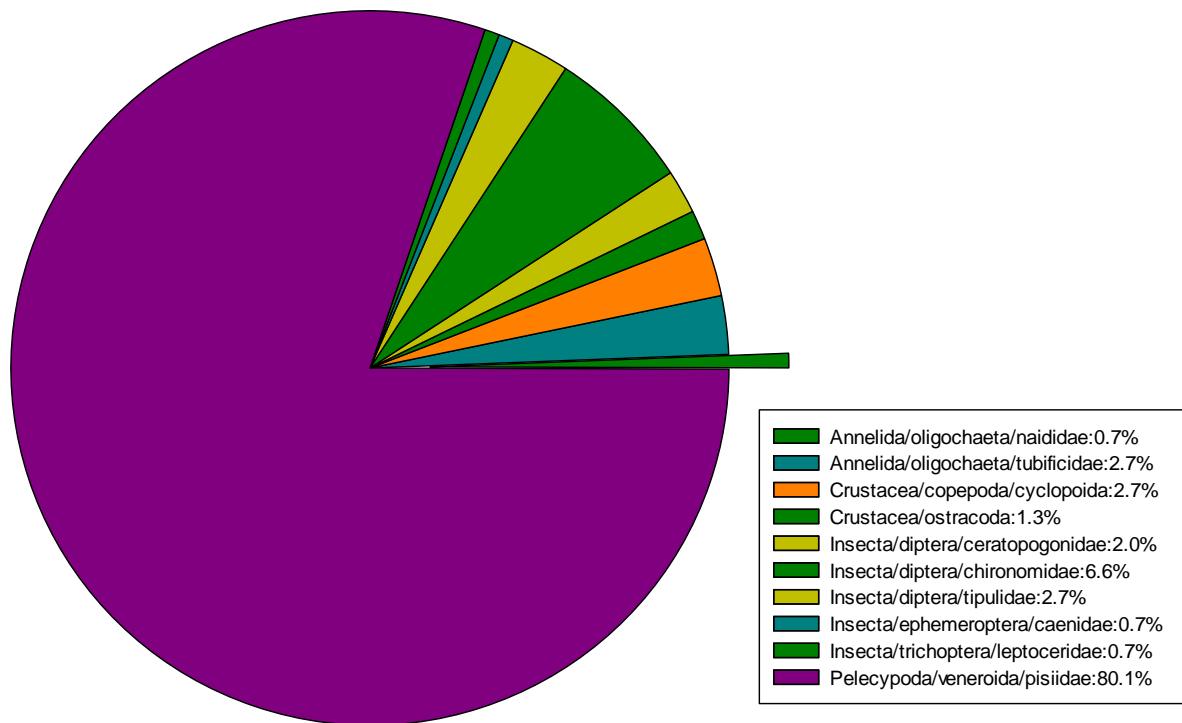




**Figure 3.10: Benthic invertebrate distribution in SB 12-11A**

SB 12-12

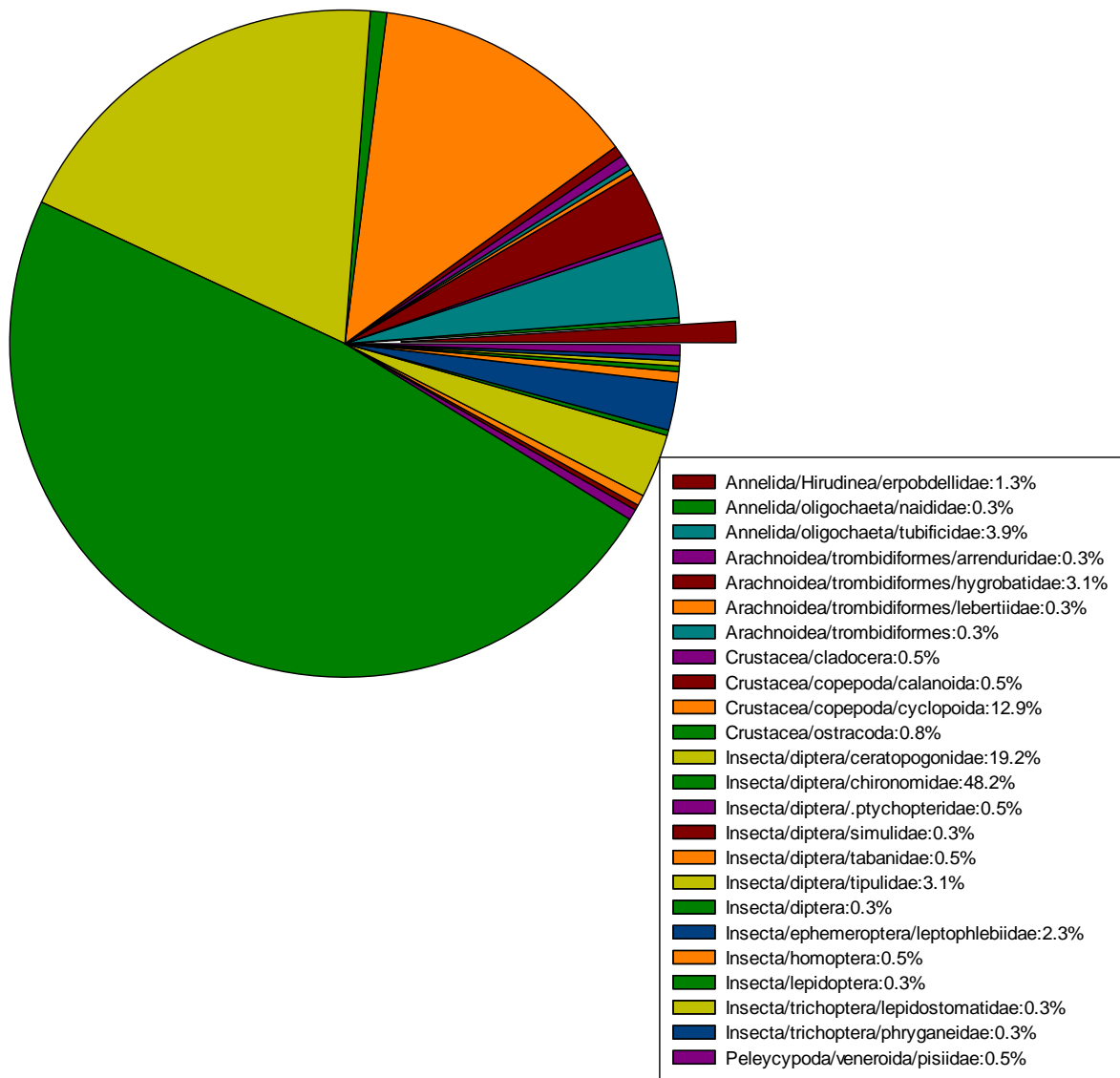
A total of 10 taxon were identified for SB 12-12 (Figure 3.11). The most abundant group were the Pelecypoda Pisiidae followed by the Diptera Chironomidae, which represented 80 % and 6.6 % of the total invertebrate population in the sample. Percent EPT was calculated at 1.3 %, while percent Diptera was calculated at 11%. Simpson's diversity index was calculated at 0.4 which indicates that in this stream the diversity is low. Evenness was calculated at 0.2, indicating that the sample was dominated by one species, as evidenced by the number of Pelecypoda Pisiidae present.



**Figure 3.11: Benthic invertebrate distribution in SB 12-12**

**SB 12-13**

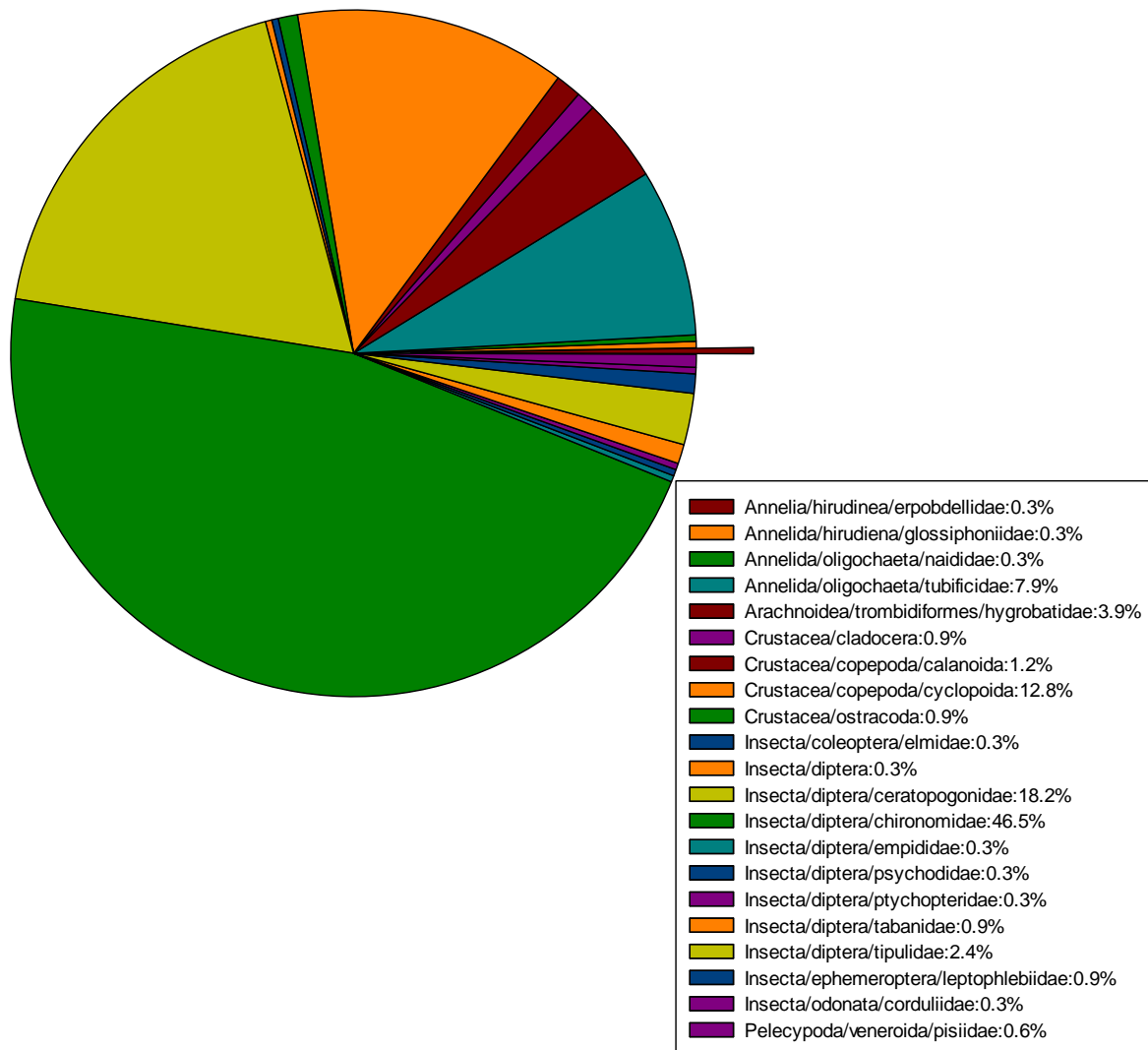
A total of 24 taxon were identified for SB 12-13 (Figure 3.12). The most abundant families were the Diptera Chironomidae followed by the Diptera Ceratopogonidae, which represented 48 % and 19 % of the total population in the sample. Percent EPT was calculated at 2.8%, while percent Diptera was calculated at 72%. Simpson's diversity index was calculated at 0.7, indicating a high diversity of species. The evenness was calculated at 0.10 showing that the distribution is skewed towards having many organisms of only one family.



**Figure 3.12: Benthic invertebrate distribution in SB 12-13**

**SB 12-14**

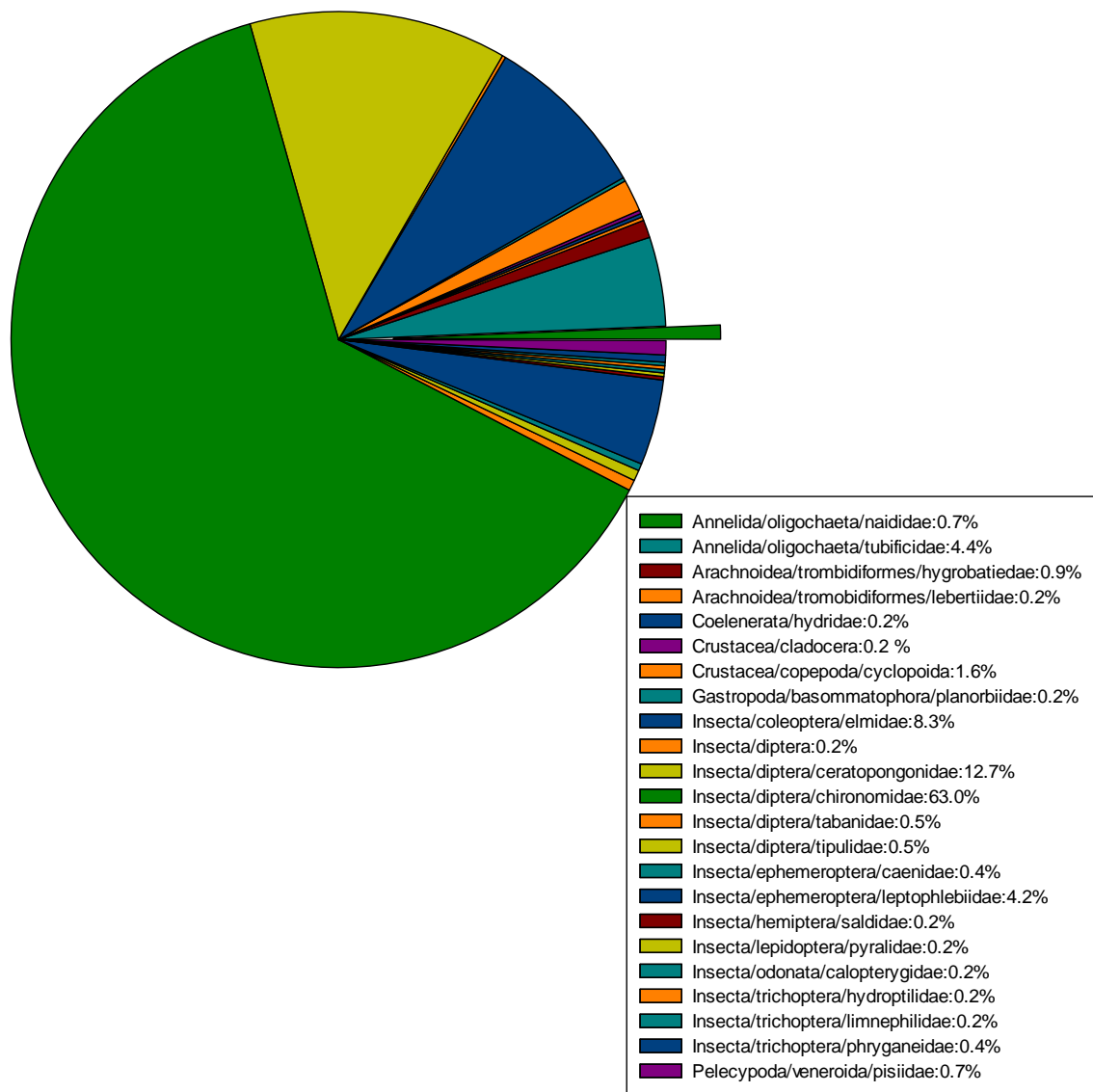
A total of 21 taxon were identified for SB 12-14 (Figure 3.13). The most abundant families were the Diptera Chironomidae followed by the Diptera Ceratopogonidae, which represented 46 % and 18 % of the total population in the sample. Percent EPT was calculated at 0.9 %, while percent Diptera was calculated at 69 %. Simpson’s diversity index was calculated at 0.7, indicating a high diversity of species. The evenness was calculated at 0.20 showing that the distribution was skewed towards having many organisms of only one or two families.



**Figure 3.13: Benthic invertebrate distribution in SB 12-14**

**SB 12-15**

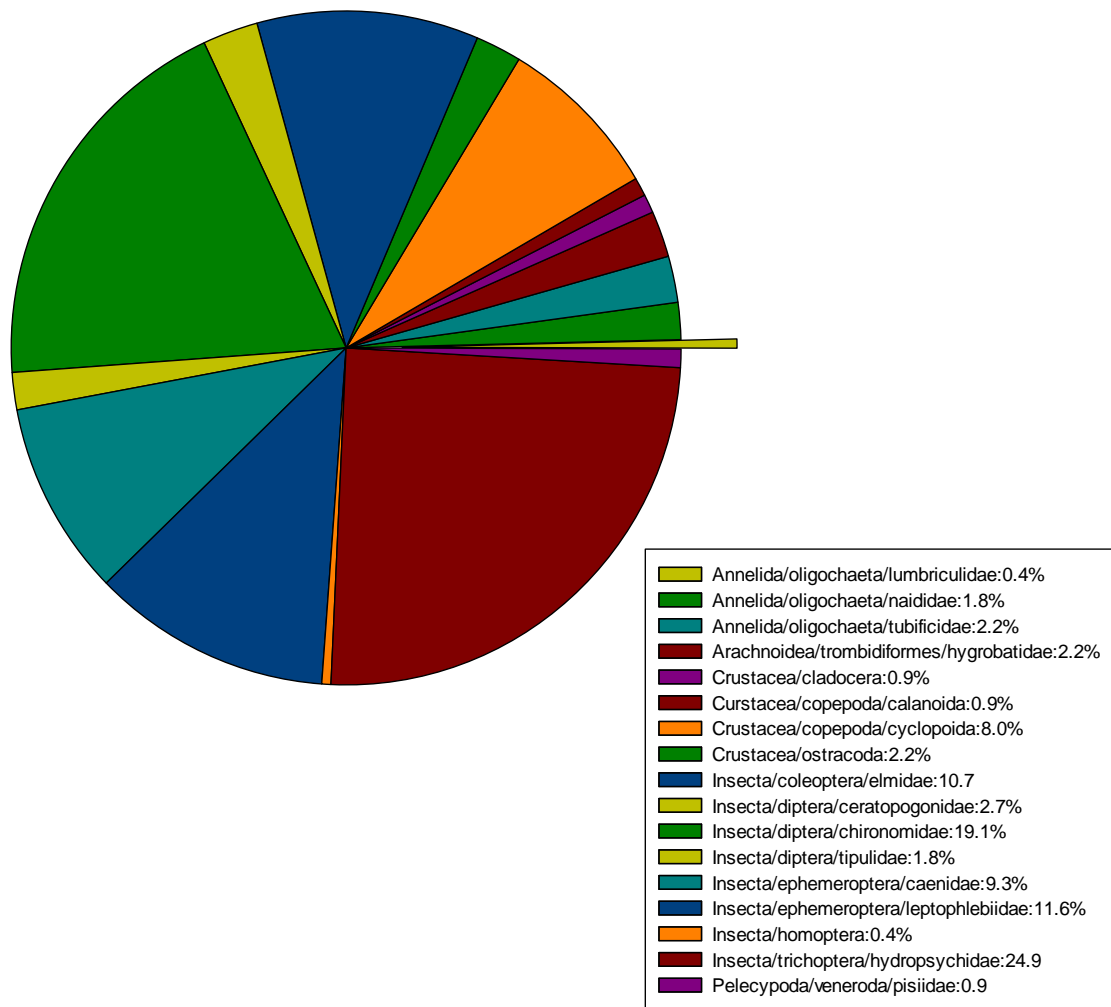
A total of 23 taxon were identified for SB 12-15 (Figure 3.14). The most abundant families were the Diptera Chironomidae followed by the Diptera Ceratopogonidae, which represented 63 % and 13 % of the total population in the sample. Percent EPT was calculated at 5.3 %, while percent Diptera was calculated at 77 %. Simpson’s diversity index was calculated at 0.6, indicating a moderate diversity of species. The evenness was calculated at 0.10 showing that the distribution is skewed towards having many organisms of only one family.



**Figure 3.14: Benthic invertebrate distribution in SB 12-15**

**SB 12-16**

A total of 17 taxon were identified for SB 12-16 (Figure 3.15); the most abundant families were the Trichoptera Hydropsychidae followed by the Diptera Chironomidae, which represented 25 % and 19 % of the total population in the sample. Percent EPT was calculated at 46 %, while percent Diptera was calculated at 24 %. Simpson’s diversity index was calculated at 0.9, indicating a high diversity of species. The evenness was calculated at 0.4 showing that the sample had a good distribution of families.



**Figure 3.15: Benthic invertebrate distribution in SB 12-16**

Overall, the results for the Blackwater Creek benthic invertebrate community survey indicates that water quality is moderate to good, with a higher percentage of members of the EPT families in samples collected downstream compared to samples collected upstream. The benthic invertebrate community is diverse as shown by high Simpson's diversity indexes, but tends to be dominated by one or two species as shown by the low evenness in most samples.

### 3.3.5 Unnamed Creek

#### SB 12-2A

A total of five taxon were identified for SB 12-2A (Figure 3.16). The most abundant families were the Diptera Chironomidae followed by the Plecoptera Capniidae and the Trichoptera Lepidostomatidae, which represented 27 %, 15 % and 15 % of the total population in the sample respectively. Percent EPT was calculated at 51 %, while percent Diptera was calculated at 36 %. Simpson's diversity index was calculated at 0.9, indicating a high diversity of species. The evenness was calculated at 0.30 showing that the sample had a good distribution of families.

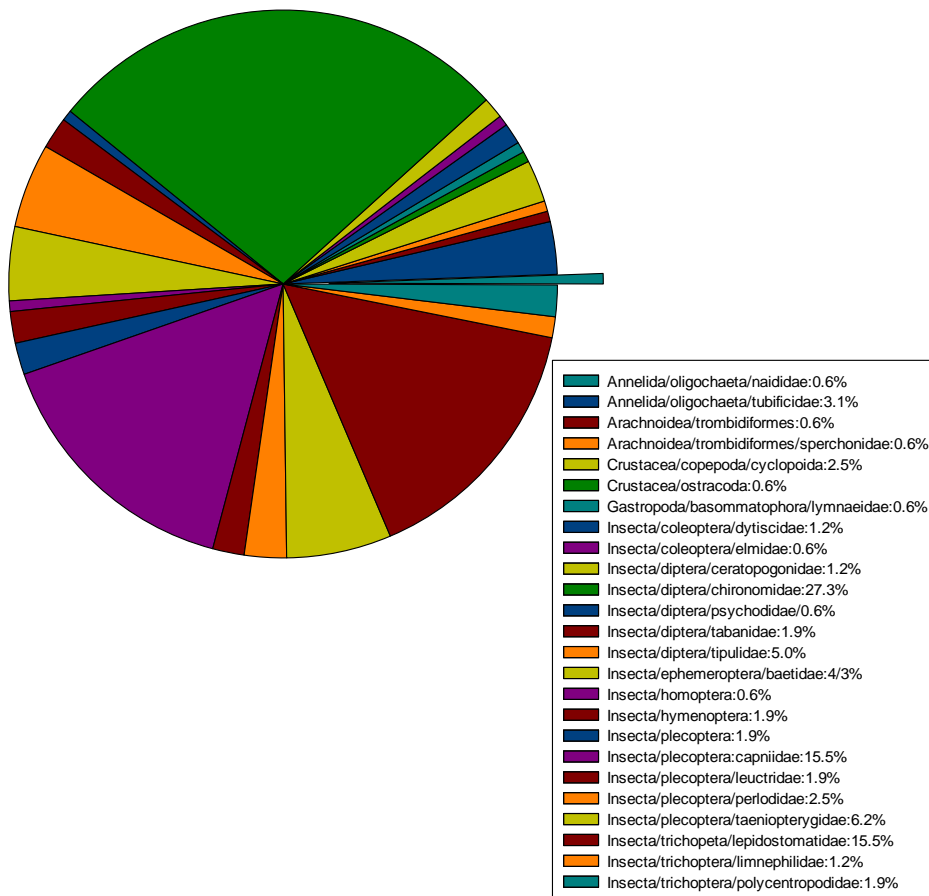
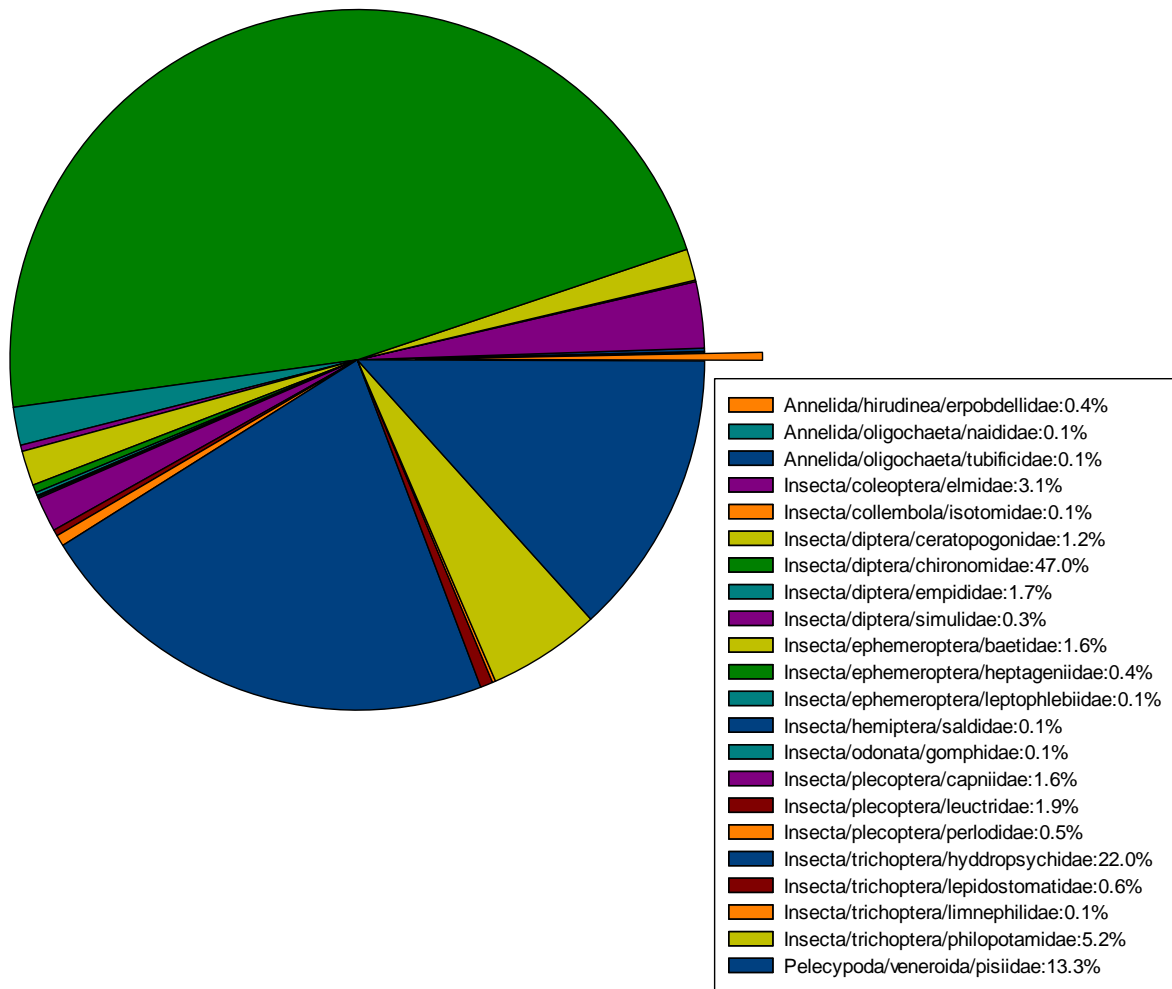


Figure 3.16: Benthic invertebrate distribution in SB 12-2A

**SB 12-3**

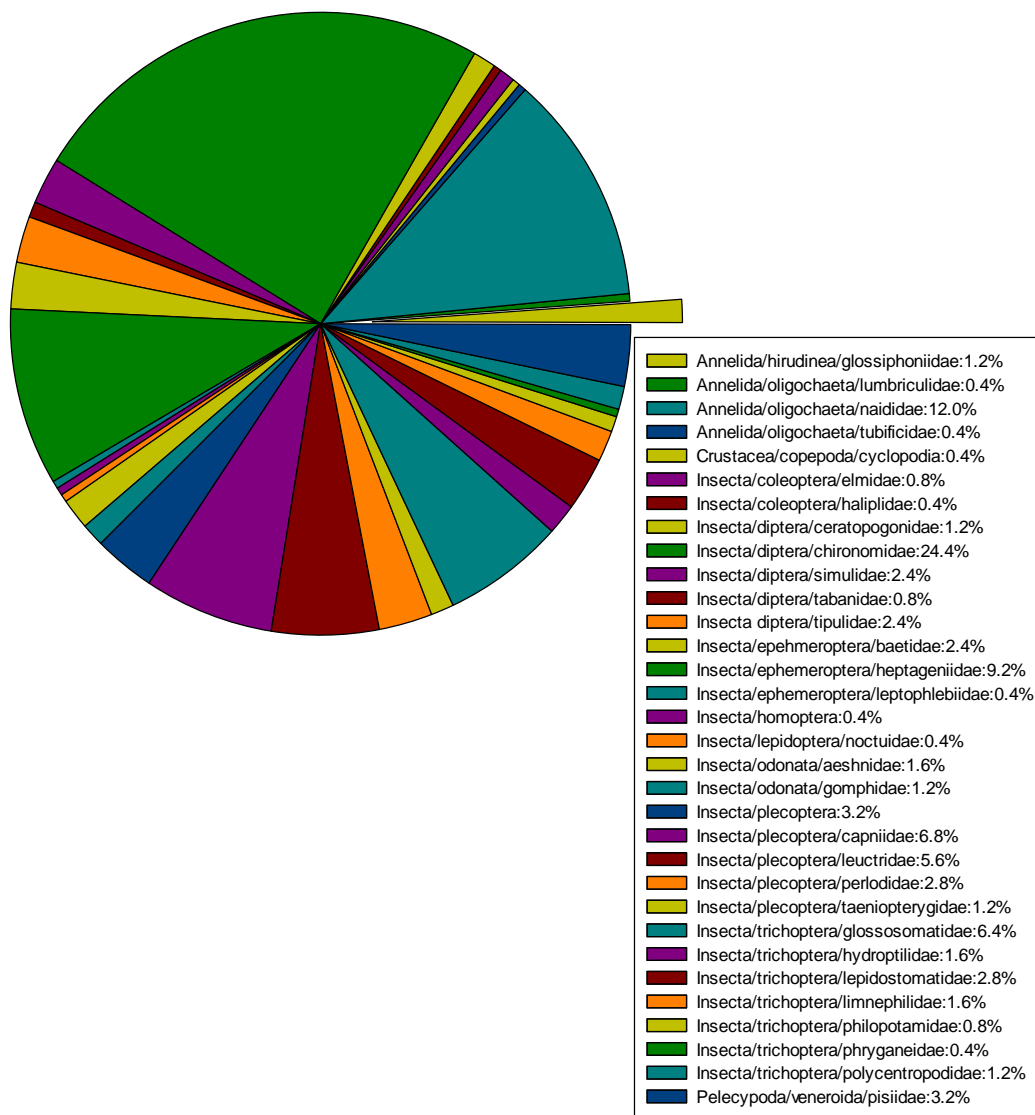
A total of 22 taxon were identified for SB 12-3 (Figure 3.17). The most abundant families were the Diptera Chironomidae followed by the Trichoptera Hydropsychidae, which represented 47 % and 22 % of the total population in the sample. Percent EPT was calculated at 32 %, while percent Diptera was calculated at 50 %. Simpson’s diversity index was calculated at 0.7, indicating a moderate diversity of species. The evenness was calculated at 0.2 showing that the distribution was skewed towards having many organisms of only one or two families.



**Figure 3.17: Benthic invertebrate distribution in SB 12-3**

**SB 12-4A**

A total of 32 taxon were identified for SB 12-4A (Figure 3.18). The most abundant families were the Diptera Chironomidae followed by the Oligochaeta Naididae, which represented 24 % and 12 % of the total population in the sample. Percent EPT was calculated at 46 %, while percent Diptera was calculated at 31 %. Simpson's diversity index was calculated at 0.9, indicating a high diversity of species. The evenness was calculated at 0.30 showing that the sample had a good distribution of families.

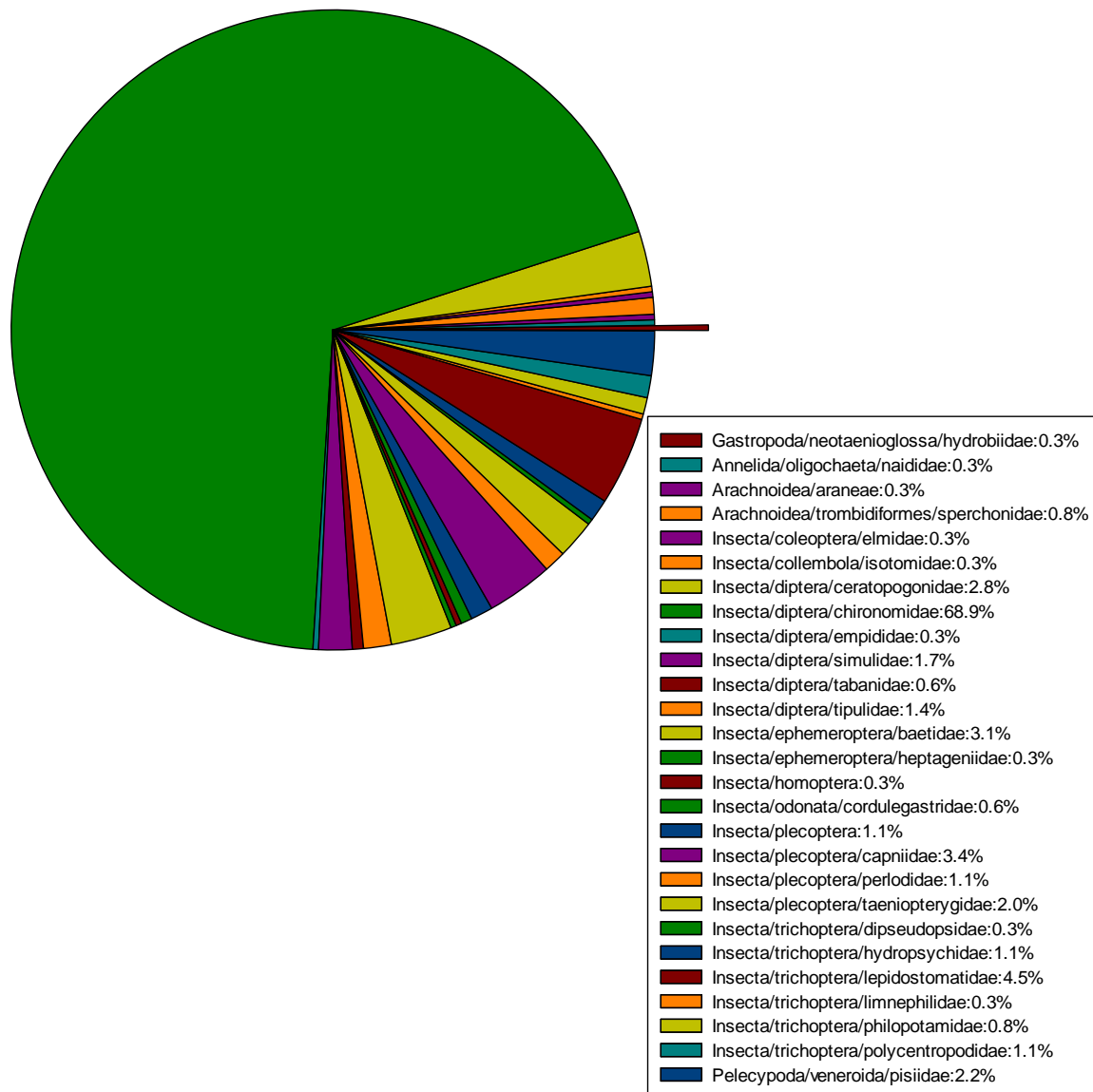


**Figure 3.18: Benthic invertebrate distribution in SB 12-4A**



**SB 12-5A**

A total of 27 taxon were identified for SB 12-5A (Figure 3.19). The most abundant families were the Diptera Chironomidae followed by the Trichoptera Lepidostomatidae, which represented 69 % and 4.5 % of the total population in the sample. Percent EPT was calculated at 2.8 %, while percent Diptera was calculated at 72 %. Simpson's diversity index was calculated at 0.7, indicating a high diversity of species. The evenness was calculated at 0.10 showing that the distribution is skewed towards having many organisms of only one family.



**Figure 3.19: Benthic invertebrate distribution in SB 12-5A**

The unnamed creek that runs along either side of the former tree nursery had the highest EPT ratio of all waterbodies sampled. The elevated number of EPT members indicates that the water quality is moderate to good in the creek. The Simpson's diversity index indicated that taxon diversity is high, but similar to other sampling locations, some of the samples were dominated by one or two families.

In general, the benthic invertebrate community reflects general conditions at the Site. Lake samples were characterized by invertebrates which are resistant to poor water quality (Chironomidae) and associated with fine grained substrates. Stream samples had more EPT members, than lake sites, which indicates that water quality is likely better in the streams. Along the Blackwater Creek, samples collected upstream had lower EPT ratios compared to the sample collected downstream at the mouth of the creek, indicating that water flow in the downstream areas is likely higher and therefore the water is well oxygenated.

### **3.4 Quality Assurance/Quality Control**

#### **3.4.1 Surface Water**

DST maintains a standard Quality Assurance/Quality Control (QA/QC) program for all environmental studies. All surface water sampling was completed in accordance with industry standards, and applicable provincial guidelines/standards. Shipment of water samples to the laboratory occurred under a Chain of Custody protocol. The laboratory used for chemical analysis is accredited by the Canadian Association for Laboratory Accreditation (CALA).

DST operates under a Certificate of Authorization issued by the Professional Engineers of Ontario (PEO) and the Association of Professional Geoscientist of Ontario (APGO), and our work was carried out with due regard to PEO and APGO Guidelines for professional practice.

The 2012/13 data from the Treasury Metals Goliath Gold Project was subject to QA/QC protocols used by DST and ALS Ltd. (ALS). ALS prepared and analyzed method blanks, blank spikes, and matrix spikes to monitor the accuracy and precision of their analytical processes and instrumentation. In addition, laboratory duplicate samples were analyzed and compared for relative percent difference (RPD). The results of all laboratory QA/QC analyses are presented in the laboratory Certificates of Analysis in Appendix A, RPD calculations are located in Appendix B. Based upon ALS's internal QA/QC reviews, the data resulting from the 2012/13 monitoring events were deemed to be within acceptable QA/QC standards with no notable flagged data being recorded.

The results of analyses of field blanks and travel blanks submitted by Treasury with each sampling event are presented in Appendix A within the certificates of analysis. The following analytes were detected above the PWQO:

- 
- pH in all field and travel blanks submitted for 2012/13 sampling exceeded the 6.5 pH-8.5 pH standard ranging from 4.98 pH – 5.98 pH.

DST calculated the relative percent difference between analytical results obtained from field duplicate samples to examine sampling and laboratory accuracy. Through these calculations, it was determined that two parameters were above DSTs recommended criteria of 80 % for metals: total phosphorus in May 2012 had a calculated RPD of 91.6 % and dissolved aluminum in October 2012 had a calculated RPD of 83.03 % sampled from SW3 and TL2A respectively. This is likely due to the potential presence of sediment in surface water samples.

---

## 4. DISCUSSION

### 4.1 Surface Water

The surface water sampling results from the Project area in 2012 were similar to those of 2013 and are typical of oligotrophic lakes in northwestern Ontario. In the 2012 and 2013 sampling events, surface water in the area had low nutrient concentrations (nitrogen and phosphorus). Overall water quality appears to be good. Total iron concentrations were found to exceed PWQO guidelines (0.300 mg/L) at all but one of the 15 sampling locations at some point in either the 2012 and 2013 sampling programs and, in many cases, in the majority of sampling events. Total iron exceedances ranged from 0.301 mg/L to 10.40 mg/L. Total cobalt and total zinc concentrations exceeded PWQO guidelines at 6 of the 15 sampling locations at some point in the 2012 or 2013 sampling programs. Total copper, total lead, total selenium, total silver and total vanadium also exceeded PWQO guidelines in isolated instances throughout the 2012 and 2013 sampling programs. pH levels fell below the PWQO guideline of between 6.5pH - 8.5pH at two sampling locations, SW7 and SW11 with eight of the nine sampling periods for SW11 falling below with a range of 5.2 pH – 6.46 pH. These low pH values can likely be attributed to the fact that SW11 is located immediately downstream of a wetland. Wetlands tend to have acidic water, especially wetlands classified as bogs.

### 4.2 Sediment

Sediment samples were collected at three lake sampling locations (Wabigoon Lake, Wabigoon Lake Reference Site and Thunder Lake). The Wabigoon Lake Reference Site was considered to reflect background conditions for Wabigoon Lake at the mouth of the Blackwater Creek. Wabigoon Lake and Thunder Lake are considered downstream locations from the Goliath Gold project. Grain size, anions, nutrients and metal parameters were analyzed for each sample.

In summary, grain size distribution in Wabigoon Lake and the Wabigoon Lake Reference Site is similar, with both lakes having high silt and/or clay content. Thunder Lake has a high sand content, this will result in differences in benthic invertebrate distribution. Total phosphorus was elevated in samples collected in the Wabigoon Lake Reference Site and at one sampling site in Wabigoon Lake, the furthest sampling site from the discharge point of the Blackwater creek. Two metals were analyzed for sediment chemistry (mercury and zirconium). Mercury concentrations were all below the PSQG at all sampling sites. No guidelines are available for zirconium.

Sediment can play a large role in affecting nutrient concentrations of the overlying waters, and is typically controlled by the redox potential at the sediment-water interface (Graetz et al. 1973). It is recommended that nutrients and all metals monitoring is continued within the water column on at least a quarterly basis in 2014. To further examine the relationship between nutrient levels in the sediment and surface a more comprehensive sediment study could be performed which would include examining the redox potential of the sediment.

---

### 4.3 Benthic Invertebrate Community

Benthic invertebrate samples were collected from two lakes (Wabigoon Lake and Thunder Lake) and two streams (an unnamed creek and Blackwater Creek) located within the Goliath Gold Project footprint area. In general, the benthic invertebrate community reflected normal conditions at the Site. Lake samples were characterized by invertebrates which are resistant to poor water quality (Chironomidae) and fine grained substrates. Creek samples had more EPT members which are indicators of clean, well oxygenated water (Hynes, 1970). Along the Blackwater Creek, samples collected upstream had lower EPT ratios compared to the sample collected downstream at the mouth of the Creek, indicating that water flow in the downstream areas is likely higher and therefore the water is well oxygenated.

The data collected during the 2012 sampling event, are important components of permitting applications (such as a Permit to Take Water and the Ontario Water Resources Act Section 53 authorizations) typically associated with exploration projects. In addition, the federal Metal Mining Effluent Regulations (MMER) stipulate the completion of biological monitoring studies in order to ensure protection of the environment in the vicinity of an operational mine (Environment Canada, 2002). Long-term monitoring of water quality, sediment, benthos, and fish are typical aspects of environmental effects monitoring (Environment Canada, 2002). As such, determining biological and physico-chemical benchmarks or reference conditions for aquatic habitat and community features will assist the permitting process through reduced uncertainty and, as a result, enhance study designs.

---

## 5. CLOSURE

We appreciate this opportunity to provide environmental services to Treasury. If you have any questions or comments, please contact the undersigned.

**For DST CONSULTING ENGINEERS INC.**



Julieta Werner, Ph.D., M.Sc.,  
Project Manager



Terry Honsberger, MSc., HBSc.  
Junior Associate

---

## 6. REFERENCES

Guidance on Sampling and Analytical Method for Use at Contaminated Sites in Ontario. 1996. Ministry of the Environment.

Guidelines for the Ministry of the Environment Protection and Management of Aquatic Sediment Quality in Ontario. 1993. Ministry of the Environment.

Hynes HBN, 1970. The Ecology of Running Waters. University of Toronto Press. Pp. 83.

Maxxam Environmental QA/QC Interpretation Guide. 2011. Maxxam Analytics.

Metal Mining Guidance Document for Aquatic Environmental Effects Monitoring (MMER). 2002. Environment Canada.

Ontario Benthos Biomonitoring Network. 2004. Ontario Ministry of Environment.

Ontario Provincial Water Quality Objectives for the protection of aquatic life in Freshwater. 1999. Ministry of the Environment.

## **APPENDIX A**

### **Laboratory Reports for Surface Water Quality, Sediment Quality and Benthic Invertebrates**





TREASURY METALS INC.  
ATTN: Mac Potter  
899 Tree Nursery Rd  
Wabigoon ON P0V 2W0

Date Received: 27-JAN-12  
Report Date: 10-FEB-12 14:48 (MT)  
Version: FINAL

Client Phone: 807-223-6191

## Certificate of Analysis

**Lab Work Order #:** L1108291  
**Project P.O. #:** M02010-P0115  
**Job Reference:** M09706A01  
**C of C Numbers:**  
**Legal Site Desc:** GOLIATH PROJECT

  
\_\_\_\_\_  
Karen Rutledge  
Account Manager

[This report shall not be reproduced except in full without the written authority of the Laboratory.]

ADDRESS: 1081 Barton Street, Thunder Bay, ON P7B 5N3 Canada | Phone: +1 807 623 6463 | Fax: +1 807 623 7598  
ALS CANADA LTD Part of the ALS Group A Campbell Brothers Limited Company

## ALS ENVIRONMENTAL ANALYTICAL REPORT

Sample ID Description Sampled Date Sampled Time Client ID		L1108291-1 WATER 25-JAN-12  SW3	L1108291-2 WATER 25-JAN-12  TL3	L1108291-3 WATER 25-JAN-12  SW1	L1108291-4 WATER 26-JAN-12  SW4	L1108291-5 WATER 26-JAN-12  SW6
Grouping	Analyte					
<b>WATER</b>						
<b>Physical Tests</b>	Conductivity (EC) (uS/cm)	225	230	180	120	118
	Hardness (as CaCO3) (mg/L)	115	116	90.5	54.9	52.8
	pH (pH)	7.09	7.31	6.87	7.49	7.54
	Total Suspended Solids (mg/L)	5.1	9.2	4.1	3.7	<2.0
<b>Anions and Nutrients</b>	Acidity (as CaCO3) (mg/L)	6.8	3.8	6.4	2.0	2.4
	Alkalinity, Total (as CaCO3) (mg/L CaCO3)	115	114	93.1	54.8	51.0
	Ammonia, Total (as N) (mg/L)	0.067	0.187	0.071	0.027	<0.020
	Chloride (Cl) (mg/L)	6.40	3.50	0.92	3.68	4.85
	Nitrate (as N) (mg/L)	0.059 <sup>USF</sup>	0.341	0.044 <sup>USF</sup>	<0.030	0.046 <sup>USF</sup>
	Nitrite (as N) (mg/L)	<0.020 <sup>USF</sup>	<0.020	<0.020 <sup>USF</sup>	<0.020	<0.020 <sup>USF</sup>
	Phosphorus (P)-Total (mg/L)	0.0118	0.0437	0.0066	0.0278	0.0078
	Sulfate (SO4) (mg/L)	3.77	6.36	3.63	2.19	3.33
<b>Cyanides</b>	Cyanide, Weak Acid Diss (mg/L)	<0.0020	<0.0020	<0.0020	<0.0020	<0.0020
	Cyanide, Total (mg/L)	<0.0020	<0.0020	<0.0020	<0.0020	<0.0020
	Cyanide, Free (mg/L)	<0.0050	<0.0050	<0.0050	<0.0050	<0.0050
<b>Total Metals</b>	Aluminum (Al)-Total (mg/L)	0.217	0.471	0.0864	0.415	0.0082
	Antimony (Sb)-Total (mg/L)	<0.00060	<0.00060	<0.00060	<0.00060	<0.00060
	Arsenic (As)-Total (mg/L)	<0.0010	<0.0010	<0.0010	<0.0010	<0.0010
	Barium (Ba)-Total (mg/L)	0.017	0.020	0.014	0.012	<0.010
	Beryllium (Be)-Total (mg/L)	<0.0010	<0.0010	<0.0010	<0.0010	<0.0010
	Bismuth (Bi)-Total (mg/L)	<0.0010	<0.0010	<0.0010	<0.0010	<0.0010
	Boron (B)-Total (mg/L)	<0.050	<0.050	<0.050	<0.050	<0.050
	Cadmium (Cd)-Total (mg/L)	<0.000017 <sup>RRV</sup>	<0.000017	<0.000017	<0.000017	<0.000017
	Calcium (Ca)-Total (mg/L)	35.5	34.0	30.4	18.1	16.6
	Chromium (Cr)-Total (mg/L)	<0.0010	0.0010	<0.0010	<0.0010	<0.0010
	Cobalt (Co)-Total (mg/L)	<0.00050	<0.00050	<0.00050	<0.00050	<0.00050
	Copper (Cu)-Total (mg/L)	<0.0010	0.0017	<0.0010	0.0026	0.0012
	Iron (Fe)-Total (mg/L)	1.23	1.94	1.24	0.460	0.021
	Lead (Pb)-Total (mg/L)	<0.0010	<0.0010	<0.0010	<0.0010	<0.0010
	Lithium (Li)-Total (mg/L)	<0.050	<0.050	<0.050	<0.050	<0.050
	Magnesium (Mg)-Total (mg/L)	6.62	9.11	4.16	3.40	3.51
	Manganese (Mn)-Total (mg/L)	0.125	0.191	0.304	0.0092	0.0019
	Mercury (Hg)-Total (mg/L)	<0.00010	<0.00010	<0.00010	<0.00010	<0.00010
	Molybdenum (Mo)-Total (mg/L)	<0.0010	<0.0010	<0.0010	<0.0010	<0.0010
	Nickel (Ni)-Total (mg/L)	<0.0020	<0.0020	<0.0020	<0.0020	<0.0020
	Potassium (K)-Total (mg/L)	1.88	2.28	1.83	1.08	1.16
	Selenium (Se)-Total (mg/L)	<0.0010	<0.0010	<0.0010	<0.0010	<0.0010

\* Please refer to the Reference Information section for an explanation of any qualifiers detected.

## ALS ENVIRONMENTAL ANALYTICAL REPORT

Sample ID Description Sampled Date Sampled Time Client ID		L1108291-6 WATER 26-JAN-12  SW5	L1108291-7 WATER 26-JAN-12  SW9	L1108291-8 WATER 26-JAN-12  SW10	L1108291-9 WATER 27-JAN-12  SW7	L1108291-10 WATER 27-JAN-12  SW8
Grouping	Analyte					
<b>WATER</b>						
<b>Physical Tests</b>	Conductivity (EC) (uS/cm)	117	276	144	23.6	209
	Hardness (as CaCO3) (mg/L)	53.0	156	72.9	7.72	114
	pH (pH)	7.51	7.91	7.55	6.24	7.62
	Total Suspended Solids (mg/L)	<2.0	40.4	58.6	2.5	137
<b>Anions and Nutrients</b>	Acidity (as CaCO3) (mg/L)	2.0	3.0	2.6	3.4	3.4
	Alkalinity, Total (as CaCO3) (mg/L CaCO3)	50.5	162	74.1	8.3	111
	Ammonia, Total (as N) (mg/L)	<0.020	0.035	0.037	0.023	0.224
	Chloride (Cl) (mg/L)	4.80	0.47	0.23	0.23	0.38
	Nitrate (as N) (mg/L)	0.044 <sup>USF</sup>	0.124 <sup>USF</sup>	0.057 <sup>USF</sup>	0.036 <sup>USF</sup>	0.290 <sup>USF</sup>
	Nitrite (as N) (mg/L)	<0.020 <sup>USF</sup>	<0.020 <sup>USF</sup>	<0.020 <sup>USF</sup>	<0.020 <sup>USF</sup>	<0.020 <sup>USF</sup>
	Phosphorus (P)-Total (mg/L)	0.0080	0.0081	0.0979	0.0101	0.0354
	Sulfate (SO4) (mg/L)	3.29	0.77	2.84	2.47	3.49
<b>Cyanides</b>	Cyanide, Weak Acid Diss (mg/L)	<0.0020	<0.0020	<0.0020	<0.0020	<0.0020
	Cyanide, Total (mg/L)	<0.0020	<0.0020	<0.0020	<0.0020	<0.0020
	Cyanide, Free (mg/L)	<0.0050	<0.0050	<0.0050	<0.0050	<0.0050
<b>Total Metals</b>	Aluminum (Al)-Total (mg/L)	0.0086	0.399	0.144	0.216	0.0786
	Antimony (Sb)-Total (mg/L)	<0.00060	<0.00060	<0.00060	<0.00060	<0.00060
	Arsenic (As)-Total (mg/L)	<0.0010	<0.0010	<0.0010	<0.0010	<0.0010
	Barium (Ba)-Total (mg/L)	<0.010	0.029	0.012	<0.010	0.035
	Beryllium (Be)-Total (mg/L)	<0.0010	<0.0010	<0.0010	<0.0010	<0.0010
	Bismuth (Bi)-Total (mg/L)	<0.0010	<0.0010	<0.0010	<0.0010	<0.0010
	Boron (B)-Total (mg/L)	<0.050	<0.050	<0.050	<0.050	<0.050
	Cadmium (Cd)-Total (mg/L)	<0.000017	<0.000017	<0.000017	<0.000017	<0.000017
	Calcium (Ca)-Total (mg/L)	14.8	49.4	25.0	2.15	40.5
	Chromium (Cr)-Total (mg/L)	<0.0010	<0.0010	<0.0010	<0.0010	<0.0010
	Cobalt (Co)-Total (mg/L)	<0.00050	<0.00050	<0.00050	<0.00050	<0.00050
	Copper (Cu)-Total (mg/L)	0.0012	<0.0010	<0.0010	<0.0010	0.0011
	Iron (Fe)-Total (mg/L)	0.022	0.797	1.97	0.390	1.04
	Lead (Pb)-Total (mg/L)	<0.0010	<0.0010	<0.0010	<0.0010	<0.0010
	Lithium (Li)-Total (mg/L)	<0.050	<0.050	<0.050	<0.050	<0.050
	Magnesium (Mg)-Total (mg/L)	3.15	7.82	3.60	0.584	4.22
	Manganese (Mn)-Total (mg/L)	0.0017	0.189	0.164	0.0110	0.816
	Mercury (Hg)-Total (mg/L)	<0.00010	<0.00010	<0.00010	<0.00010	<0.00010
	Molybdenum (Mo)-Total (mg/L)	<0.0010	<0.0010	<0.0010	<0.0010	<0.0010
	Nickel (Ni)-Total (mg/L)	<0.0020	<0.0020	<0.0020	<0.0020	<0.0020
Potassium (K)-Total (mg/L)	1.06	1.98	0.78	<0.50	0.97	
Selenium (Se)-Total (mg/L)	<0.0010	<0.0010	<0.0010	<0.0010	<0.0010	

\* Please refer to the Reference Information section for an explanation of any qualifiers detected.

# ALS ENVIRONMENTAL ANALYTICAL REPORT

	Sample ID Description Sampled Date Sampled Time Client ID	L1108291-11 WATER 26-JAN-12  SW103	L1108291-12 WATER 26-JAN-12  SW42	L1108291-13 WATER 25-JAN-12  TRAVEL BLANK	
Grouping	Analyte				
<b>WATER</b>					
<b>Physical Tests</b>	Conductivity (EC) (uS/cm)	<3.0	118	<3.0	
	Hardness (as CaCO3) (mg/L)	<0.51	57.0	<0.51	
	pH (pH)	5.92	7.50	5.44	
	Total Suspended Solids (mg/L)	<2.0	2.6	<2.0	
<b>Anions and Nutrients</b>	Acidity (as CaCO3) (mg/L)	<2.0	2.6	<2.0	
	Alkalinity, Total (as CaCO3) (mg/L CaCO3)	<5.0	54.9	<5.0	
	Ammonia, Total (as N) (mg/L)	<0.020	0.026	<0.020	
	Chloride (Cl) (mg/L)	<0.10	3.71	<0.10	
	Nitrate (as N) (mg/L)	<0.030 <sup>USF</sup>	<0.030	<0.030 <sup>USF</sup>	
	Nitrite (as N) (mg/L)	<0.020 <sup>USF</sup>	<0.020	<0.020 <sup>USF</sup>	
	Phosphorus (P)-Total (mg/L)	<0.0050	0.0284	<0.0050	
	Sulfate (SO4) (mg/L)	<0.30	2.20	<0.30	
<b>Cyanides</b>	Cyanide, Weak Acid Diss (mg/L)	<0.0020	<0.0020	<0.0020	
	Cyanide, Total (mg/L)	<0.0020	<0.0020	<0.0020	
	Cyanide, Free (mg/L)	<0.0050	<0.0050	<0.0050	
<b>Total Metals</b>	Aluminum (Al)-Total (mg/L)	<0.0050	0.403	<0.0050	
	Antimony (Sb)-Total (mg/L)	<0.00060	<0.00060	<0.00060	
	Arsenic (As)-Total (mg/L)	<0.0010	<0.0010	<0.0010	
	Barium (Ba)-Total (mg/L)	<0.010	0.011	<0.010	
	Beryllium (Be)-Total (mg/L)	<0.0010	<0.0010	<0.0010	
	Bismuth (Bi)-Total (mg/L)	<0.0010	<0.0010	<0.0010	
	Boron (B)-Total (mg/L)	<0.050	<0.050	<0.050	
	Cadmium (Cd)-Total (mg/L)	<0.000017	<0.000017	<0.000017	
	Calcium (Ca)-Total (mg/L)	<0.20	17.4	<0.20	
	Chromium (Cr)-Total (mg/L)	<0.0010	<0.0010	<0.0010	
	Cobalt (Co)-Total (mg/L)	<0.00050	<0.00050	<0.00050	
	Copper (Cu)-Total (mg/L)	<0.0010	0.0025	<0.0010	
	Iron (Fe)-Total (mg/L)	<0.020	0.447	<0.020	
	Lead (Pb)-Total (mg/L)	<0.0010	<0.0010	<0.0010	
	Lithium (Li)-Total (mg/L)	<0.050	<0.050	<0.050	
	Magnesium (Mg)-Total (mg/L)	<0.020	3.30	<0.020	
	Manganese (Mn)-Total (mg/L)	<0.0010	0.0122	<0.0010	
	Mercury (Hg)-Total (mg/L)	<0.00010	<0.00010	<0.00010	
	Molybdenum (Mo)-Total (mg/L)	<0.0010	<0.0010	<0.0010	
	Nickel (Ni)-Total (mg/L)	<0.0020	<0.0020	<0.0020	
	Potassium (K)-Total (mg/L)	<0.50	1.05	<0.50	
	Selenium (Se)-Total (mg/L)	<0.0010	<0.0010	<0.0010	

\* Please refer to the Reference Information section for an explanation of any qualifiers detected.

## ALS ENVIRONMENTAL ANALYTICAL REPORT

Sample ID Description Sampled Date Sampled Time Client ID		L1108291-1 WATER 25-JAN-12  SW3	L1108291-2 WATER 25-JAN-12  TL3	L1108291-3 WATER 25-JAN-12  SW1	L1108291-4 WATER 26-JAN-12  SW4	L1108291-5 WATER 26-JAN-12  SW6
Grouping	Analyte					
<b>WATER</b>						
<b>Total Metals</b>	Silver (Ag)-Total (mg/L)	<0.00010	<0.00010	<0.00010	<0.00010	<0.00010
	Sodium (Na)-Total (mg/L)	7.61	5.30	2.57	3.51	3.80
	Strontium (Sr)-Total (mg/L)	0.0660	0.0715	0.0541	0.0320	0.0321
	Tellurium (Te)-Total (mg/L)	<0.0010	<0.0010	<0.0010	<0.0010	<0.0010
	Thallium (Tl)-Total (mg/L)	<0.00030	<0.00030	<0.00030	<0.00030	<0.00030
	Tin (Sn)-Total (mg/L)	<0.0010	<0.0010	<0.0010	<0.0010	<0.0010
	Titanium (Ti)-Total (mg/L)	0.0107	0.0205	0.0043	0.0141	<0.0020
	Tungsten (W)-Total (mg/L)	<0.010	<0.010	<0.010	<0.010	<0.010
	Uranium (U)-Total (mg/L)	<0.0050	<0.0050	<0.0050	<0.0050	<0.0050
	Vanadium (V)-Total (mg/L)	<0.0010	0.0019	<0.0010	0.0011	<0.0010
	Zinc (Zn)-Total (mg/L)	0.0040	0.0056	<0.0030	0.0031	<0.0030
	Zirconium (Zr)-Total (mg/L)	<0.0010	<0.0010	<0.0010	<0.0010	<0.0010
<b>Dissolved Metals</b>	Aluminum (Al)-Dissolved (mg/L)	0.0053	0.0231	<0.0050	0.0147	<0.0050
	Antimony (Sb)-Dissolved (mg/L)	<0.00060	<0.00060	<0.00060	<0.00060	<0.00060
	Arsenic (As)-Dissolved (mg/L)	<0.0010	<0.0010	<0.0010	<0.0010	<0.0010
	Barium (Ba)-Dissolved (mg/L)	0.015	0.015	0.013	<0.010	<0.010
	Beryllium (Be)-Dissolved (mg/L)	<0.0010	<0.0010	<0.0010	<0.0010	<0.0010
	Bismuth (Bi)-Dissolved (mg/L)	<0.0010	<0.0010	<0.0010	<0.0010	<0.0010
	Boron (B)-Dissolved (mg/L)	<0.050	<0.050	<0.050	<0.050	<0.050
	Cadmium (Cd)-Dissolved (mg/L)	<0.000017	<0.000017	<0.000017	<0.000017	<0.000017
	Calcium (Ca)-Dissolved (mg/L)	35.2	31.9	29.4	16.8	15.6
	Chromium (Cr)-Dissolved (mg/L)	<0.0010	<0.0010	<0.0010	<0.0010	<0.0010
	Cobalt (Co)-Dissolved (mg/L)	<0.00050	<0.00050	<0.00050	<0.00050	<0.00050
	Copper (Cu)-Dissolved (mg/L)	<0.0010	<0.0010	<0.0010	0.0017	0.0010
	Iron (Fe)-Dissolved (mg/L)	0.327	0.808	0.280	<0.020	<0.020
	Lead (Pb)-Dissolved (mg/L)	<0.0010	<0.0010	<0.0010	<0.0010	<0.0010
	Lithium (Li)-Dissolved (mg/L)	<0.050	<0.050	<0.050	<0.050	<0.050
	Magnesium (Mg)-Dissolved (mg/L)	6.54	8.86	4.17	3.12	3.34
	Manganese (Mn)-Dissolved (mg/L)	0.125	0.166	0.271	0.0022	<0.0010
	Mercury (Hg)-Dissolved (mg/L)	<0.00010	<0.00010	<0.00010	<0.00010	<0.00010
	Molybdenum (Mo)-Dissolved (mg/L)	<0.0010	<0.0010	<0.0010	<0.0010	<0.0010
	Nickel (Ni)-Dissolved (mg/L)	<0.0020	<0.0020	<0.0020	<0.0020	<0.0020
	Potassium (K)-Dissolved (mg/L)	1.73	2.09	1.68	0.86	1.09
	Selenium (Se)-Dissolved (mg/L)	<0.0010	<0.0010	<0.0010	<0.0010	<0.0010
	Silver (Ag)-Dissolved (mg/L)	<0.00010	<0.00010	<0.00010	<0.00010	<0.00010
	Sodium (Na)-Dissolved (mg/L)	5.40	5.03	2.43	3.35	3.73
	Strontium (Sr)-Dissolved (mg/L)	0.0645	0.0671	0.0512	0.0291	0.0313

\* Please refer to the Reference Information section for an explanation of any qualifiers detected.

## ALS ENVIRONMENTAL ANALYTICAL REPORT

Sample ID Description Sampled Date Sampled Time Client ID	L1108291-6 WATER 26-JAN-12  SW5	L1108291-7 WATER 26-JAN-12  SW9	L1108291-8 WATER 26-JAN-12  SW10	L1108291-9 WATER 27-JAN-12  SW7	L1108291-10 WATER 27-JAN-12  SW8	
Grouping	Analyte					
<b>WATER</b>						
<b>Total Metals</b>	Silver (Ag)-Total (mg/L)	<0.00010	<0.00010	<0.00010	<0.00010	<0.00010
	Sodium (Na)-Total (mg/L)	3.62	3.96	2.06	1.47	2.20
	Strontium (Sr)-Total (mg/L)	0.0291	0.0771	0.0382	0.0079	0.0576
	Tellurium (Te)-Total (mg/L)	<0.0010	<0.0010	<0.0010	<0.0010	<0.0010
	Thallium (Tl)-Total (mg/L)	<0.00030	<0.00030	<0.00030	<0.00030	<0.00030
	Tin (Sn)-Total (mg/L)	<0.0010	<0.0010	<0.0010	<0.0010	<0.0010
	Titanium (Ti)-Total (mg/L)	<0.0020	0.0198	0.0089	0.0064	0.0043
	Tungsten (W)-Total (mg/L)	<0.010	<0.010	<0.010	<0.010	<0.010
	Uranium (U)-Total (mg/L)	<0.0050	<0.0050	<0.0050	<0.0050	<0.0050
	Vanadium (V)-Total (mg/L)	<0.0010	0.0010	0.0014	<0.0010	<0.0010
	Zinc (Zn)-Total (mg/L)	<0.0030	0.0039	0.0042	0.0030	<0.0030
	Zirconium (Zr)-Total (mg/L)	<0.0010	<0.0010	<0.0010	<0.0010	<0.0010
<b>Dissolved Metals</b>	Aluminum (Al)-Dissolved (mg/L)	<0.0050		0.0101	0.155	<0.0050
	Antimony (Sb)-Dissolved (mg/L)	<0.00060		<0.00060	<0.00060	<0.00060
	Arsenic (As)-Dissolved (mg/L)	<0.0010		<0.0010	<0.0010	<0.0010
	Barium (Ba)-Dissolved (mg/L)	<0.010		<0.010	<0.010	0.031
	Beryllium (Be)-Dissolved (mg/L)	<0.0010		<0.0010	<0.0010	<0.0010
	Bismuth (Bi)-Dissolved (mg/L)	<0.0010		<0.0010	<0.0010	<0.0010
	Boron (B)-Dissolved (mg/L)	<0.050		<0.050	<0.050	<0.050
	Cadmium (Cd)-Dissolved (mg/L)	<0.000017		<0.000017	0.000021	<0.000017
	Calcium (Ca)-Dissolved (mg/L)	15.6		23.7	2.13	39.0
	Chromium (Cr)-Dissolved (mg/L)	<0.0010		0.0013	<0.0010	<0.0010
	Cobalt (Co)-Dissolved (mg/L)	<0.00050		<0.00050	<0.00050	<0.00050
	Copper (Cu)-Dissolved (mg/L)	0.0011		<0.0010	<0.0010	<0.0010
	Iron (Fe)-Dissolved (mg/L)	<0.020		0.421	0.251	0.244
	Lead (Pb)-Dissolved (mg/L)	<0.0010		<0.0010	<0.0010	<0.0010
	Lithium (Li)-Dissolved (mg/L)	<0.050		<0.050	<0.050	<0.050
	Magnesium (Mg)-Dissolved (mg/L)	3.43		3.35	0.585	3.99
	Manganese (Mn)-Dissolved (mg/L)	<0.0010		0.130	0.0082	0.708
	Mercury (Hg)-Dissolved (mg/L)	<0.00010	<0.00010	<0.00010	<0.00010	<0.00010
	Molybdenum (Mo)-Dissolved (mg/L)	<0.0010		<0.0010	<0.0010	<0.0010
	Nickel (Ni)-Dissolved (mg/L)	<0.0020		<0.0020	<0.0020	<0.0020
	Potassium (K)-Dissolved (mg/L)	1.09		0.71	<0.50	0.89
	Selenium (Se)-Dissolved (mg/L)	<0.0010		<0.0010	<0.0010	<0.0010
	Silver (Ag)-Dissolved (mg/L)	<0.00010		<0.00010	<0.00010	<0.00010
	Sodium (Na)-Dissolved (mg/L)	3.74		1.97	1.64	2.07
	Strontium (Sr)-Dissolved (mg/L)	0.0313		0.0372	0.0079	0.0553

\* Please refer to the Reference Information section for an explanation of any qualifiers detected.

# ALS ENVIRONMENTAL ANALYTICAL REPORT

	Sample ID Description Sampled Date Sampled Time Client ID	L1108291-11 WATER 26-JAN-12  SW103	L1108291-12 WATER 26-JAN-12  SW42	L1108291-13 WATER 25-JAN-12  TRAVEL BLANK	
Grouping	Analyte				
<b>WATER</b>					
<b>Total Metals</b>	Silver (Ag)-Total (mg/L)	<0.00010	<0.00010	<0.00010	
	Sodium (Na)-Total (mg/L)	<0.10	3.49	<0.10	
	Strontium (Sr)-Total (mg/L)	<0.0010	0.0301	<0.0010	
	Tellurium (Te)-Total (mg/L)	<0.0010	<0.0010	<0.0010	
	Thallium (Tl)-Total (mg/L)	<0.00030	<0.00030	<0.00030	
	Tin (Sn)-Total (mg/L)	<0.0010	<0.0010	<0.0010	
	Titanium (Ti)-Total (mg/L)	<0.0020	0.0131	<0.0020	
	Tungsten (W)-Total (mg/L)	<0.010	<0.010	<0.010	
	Uranium (U)-Total (mg/L)	<0.0050	<0.0050	<0.0050	
	Vanadium (V)-Total (mg/L)	<0.0010	0.0011	<0.0010	
	Zinc (Zn)-Total (mg/L)	<0.0030	<0.0030	<0.0030	
	Zirconium (Zr)-Total (mg/L)	<0.0010	<0.0010	<0.0010	
<b>Dissolved Metals</b>	Aluminum (Al)-Dissolved (mg/L)	<0.0050	0.0217	<0.0050	
	Antimony (Sb)-Dissolved (mg/L)	<0.00060	<0.00060	<0.00060	
	Arsenic (As)-Dissolved (mg/L)	<0.0010	<0.0010	<0.0010	
	Barium (Ba)-Dissolved (mg/L)	<0.010	<0.010	<0.010	
	Beryllium (Be)-Dissolved (mg/L)	<0.0010	<0.0010	<0.0010	
	Bismuth (Bi)-Dissolved (mg/L)	<0.0010	<0.0010	<0.0010	
	Boron (B)-Dissolved (mg/L)	<0.050	<0.050	<0.050	
	Cadmium (Cd)-Dissolved (mg/L)	<0.000017	<0.000017	<0.000017	
	Calcium (Ca)-Dissolved (mg/L)	<0.20	17.4	<0.20	
	Chromium (Cr)-Dissolved (mg/L)	<0.0010	<0.0010	<0.0010	
	Cobalt (Co)-Dissolved (mg/L)	<0.00050	<0.00050	<0.00050	
	Copper (Cu)-Dissolved (mg/L)	<0.0010	0.0019	<0.0010	
	Iron (Fe)-Dissolved (mg/L)	<0.020	<0.020	<0.020	
	Lead (Pb)-Dissolved (mg/L)	<0.0010	<0.0010	<0.0010	
	Lithium (Li)-Dissolved (mg/L)	<0.050	<0.050	<0.050	
	Magnesium (Mg)-Dissolved (mg/L)	<0.020	3.31	<0.020	
	Manganese (Mn)-Dissolved (mg/L)	<0.0010	0.0023	<0.0010	
	Mercury (Hg)-Dissolved (mg/L)	<0.00010	<0.00010	<0.00010	
	Molybdenum (Mo)-Dissolved (mg/L)	<0.0010	<0.0010	<0.0010	
	Nickel (Ni)-Dissolved (mg/L)	<0.0020	<0.0020	<0.0020	
	Potassium (K)-Dissolved (mg/L)	<0.50	0.94	<0.50	
	Selenium (Se)-Dissolved (mg/L)	<0.0010	<0.0010	<0.0010	
	Silver (Ag)-Dissolved (mg/L)	<0.00010	<0.00010	<0.00010	
	Sodium (Na)-Dissolved (mg/L)	<0.10	3.45	<0.10	
	Strontium (Sr)-Dissolved (mg/L)	<0.0010	0.0315	<0.0010	

\* Please refer to the Reference Information section for an explanation of any qualifiers detected.

## ALS ENVIRONMENTAL ANALYTICAL REPORT

Sample ID Description Sampled Date Sampled Time Client ID	L1108291-1 WATER 25-JAN-12  SW3	L1108291-2 WATER 25-JAN-12  TL3	L1108291-3 WATER 25-JAN-12  SW1	L1108291-4 WATER 26-JAN-12  SW4	L1108291-5 WATER 26-JAN-12  SW6	
Grouping	Analyte					
<b>WATER</b>						
<b>Dissolved Metals</b>	Tellurium (Te)-Dissolved (mg/L)	<0.0010	<0.0010	<0.0010	<0.0010	<0.0010
	Thallium (Tl)-Dissolved (mg/L)	<0.00030	<0.00030	<0.00030	<0.00030	<0.00030
	Tin (Sn)-Dissolved (mg/L)	<0.0010	<0.0010	<0.0010	<0.0010	<0.0010
	Titanium (Ti)-Dissolved (mg/L)	<0.0020	<0.0020	<0.0020	<0.0020	<0.0020
	Tungsten (W)-Dissolved (mg/L)	<0.010	<0.010	<0.010	<0.010	<0.010
	Uranium (U)-Dissolved (mg/L)	<0.0050	<0.0050	<0.0050	<0.0050	<0.0050
	Vanadium (V)-Dissolved (mg/L)	<0.0010	<0.0010	<0.0010	<0.0010	<0.0010
	Zinc (Zn)-Dissolved (mg/L)	<0.0030	<0.0030	<0.0030	<0.0030	<0.0030
	Zirconium (Zr)-Dissolved (mg/L)	<0.0010	<0.0010	<0.0010	<0.0010	<0.0010
<b>Aggregate Organics</b>	Oil and Grease, Total (mg/L)	<2.0	<2.0	<2.0	<2.0	<2.0

\* Please refer to the Reference Information section for an explanation of any qualifiers detected.



## ALS ENVIRONMENTAL ANALYTICAL REPORT

Sample ID Description Sampled Date Sampled Time Client ID	L1108291-6 WATER 26-JAN-12  SW5	L1108291-7 WATER 26-JAN-12  SW9	L1108291-8 WATER 26-JAN-12  SW10	L1108291-9 WATER 27-JAN-12  SW7	L1108291-10 WATER 27-JAN-12  SW8	
Grouping	Analyte					
<b>WATER</b>						
<b>Dissolved Metals</b>	Tellurium (Te)-Dissolved (mg/L)	<0.0010		<0.0010	<0.0010	<0.0010
	Thallium (Tl)-Dissolved (mg/L)	<0.00030		<0.00030	<0.00030	<0.00030
	Tin (Sn)-Dissolved (mg/L)	<0.0010		<0.0010	<0.0010	<0.0010
	Titanium (Ti)-Dissolved (mg/L)	<0.0020		<0.0020	0.0039	<0.0020
	Tungsten (W)-Dissolved (mg/L)	<0.010		<0.010	<0.010	<0.010
	Uranium (U)-Dissolved (mg/L)	<0.0050		<0.0050	<0.0050	<0.0050
	Vanadium (V)-Dissolved (mg/L)	<0.0010		<0.0010	<0.0010	<0.0010
	Zinc (Zn)-Dissolved (mg/L)	<0.0030		<0.0030	<0.0030	<0.0030
	Zirconium (Zr)-Dissolved (mg/L)	<0.0010		<0.0010	<0.0010	<0.0010
<b>Aggregate Organics</b>	Oil and Grease, Total (mg/L)	<2.0	<2.0	<2.0	<2.0	<2.0

\* Please refer to the Reference Information section for an explanation of any qualifiers detected.

# ALS ENVIRONMENTAL ANALYTICAL REPORT

	<b>Sample ID</b> <b>Description</b> <b>Sampled Date</b> <b>Sampled Time</b> <b>Client ID</b>	L1108291-11 WATER 26-JAN-12  SW103	L1108291-12 WATER 26-JAN-12  SW42	L1108291-13 WATER 25-JAN-12  TRAVEL BLANK	
Grouping	Analyte				
<b>WATER</b>					
<b>Dissolved Metals</b>	Tellurium (Te)-Dissolved (mg/L)	<0.0010	<0.0010	<0.0010	
	Thallium (Tl)-Dissolved (mg/L)	<0.00030	<0.00030	<0.00030	
	Tin (Sn)-Dissolved (mg/L)	<0.0010	<0.0010	<0.0010	
	Titanium (Ti)-Dissolved (mg/L)	<0.0020	<0.0020	<0.0020	
	Tungsten (W)-Dissolved (mg/L)	<0.010	<0.010	<0.010	
	Uranium (U)-Dissolved (mg/L)	<0.0050	<0.0050	<0.0050	
	Vanadium (V)-Dissolved (mg/L)	<0.0010	<0.0010	<0.0010	
	Zinc (Zn)-Dissolved (mg/L)	<0.0030	<0.0030	<0.0030	
	Zirconium (Zr)-Dissolved (mg/L)	<0.0010	<0.0010	<0.0010	
<b>Aggregate Organics</b>	Oil and Grease, Total (mg/L)	<2.0	<2.0	<2.0	

\* Please refer to the Reference Information section for an explanation of any qualifiers detected.

## Reference Information

## QC Samples with Qualifiers &amp; Comments:

QC Type Description	Parameter	Qualifier	Applies to Sample Number(s)
Matrix Spike	Calcium (Ca)-Dissolved	MS-B	L1108291-1, -10, -11, -12, -13, -2, -3, -4, -5, -6, -8, -9
Matrix Spike	Magnesium (Mg)-Dissolved	MS-B	L1108291-1, -10, -11, -12, -13, -2, -3, -4, -5, -6, -8, -9
Matrix Spike	Manganese (Mn)-Dissolved	MS-B	L1108291-1, -10, -11, -12, -13, -2, -3, -4, -5, -6, -8, -9
Matrix Spike	Sodium (Na)-Dissolved	MS-B	L1108291-1, -10, -11, -12, -13, -2, -3, -4, -5, -6, -8, -9
Matrix Spike	Strontium (Sr)-Dissolved	MS-B	L1108291-1, -10, -11, -12, -13, -2, -3, -4, -5, -6, -8, -9
Matrix Spike	Calcium (Ca)-Total	MS-B	L1108291-1, -10, -11, -12, -13, -2, -3, -4, -5, -6, -7, -8, -9
Matrix Spike	Magnesium (Mg)-Total	MS-B	L1108291-1, -10, -11, -12, -13, -2, -3, -4, -5, -6, -7, -8, -9
Matrix Spike	Strontium (Sr)-Total	MS-B	L1108291-1, -10, -11, -12, -13, -2, -3, -4, -5, -6, -7, -8, -9
Matrix Spike	Aluminum (Al)-Total	MS-B	L1108291-1, -10, -11, -12, -13, -2, -3, -4, -5, -6, -7, -8, -9
Matrix Spike	Calcium (Ca)-Total	MS-B	L1108291-1, -10, -11, -12, -13, -2, -3, -4, -5, -6, -7, -8, -9
Matrix Spike	Magnesium (Mg)-Total	MS-B	L1108291-1, -10, -11, -12, -13, -2, -3, -4, -5, -6, -7, -8, -9
Matrix Spike	Manganese (Mn)-Total	MS-B	L1108291-1, -10, -11, -12, -13, -2, -3, -4, -5, -6, -7, -8, -9
Matrix Spike	Sodium (Na)-Total	MS-B	L1108291-1, -10, -11, -12, -13, -2, -3, -4, -5, -6, -7, -8, -9
Matrix Spike	Strontium (Sr)-Total	MS-B	L1108291-1, -10, -11, -12, -13, -2, -3, -4, -5, -6, -7, -8, -9
Matrix Spike	Barium (Ba)-Dissolved	MS-B	L1108291-1, -11
Matrix Spike	Boron (B)-Dissolved	MS-B	L1108291-1, -11
Matrix Spike	Calcium (Ca)-Dissolved	MS-B	L1108291-1, -11
Matrix Spike	Cobalt (Co)-Dissolved	MS-B	L1108291-1, -11
Matrix Spike	Copper (Cu)-Dissolved	MS-B	L1108291-1, -11
Matrix Spike	Magnesium (Mg)-Dissolved	MS-B	L1108291-1, -11
Matrix Spike	Manganese (Mn)-Dissolved	MS-B	L1108291-1, -11
Matrix Spike	Molybdenum (Mo)-Dissolved	MS-B	L1108291-1, -11
Matrix Spike	Potassium (K)-Dissolved	MS-B	L1108291-1, -11
Matrix Spike	Sodium (Na)-Dissolved	MS-B	L1108291-1, -11
Matrix Spike	Strontium (Sr)-Dissolved	MS-B	L1108291-1, -11
Matrix Spike	Tungsten (W)-Dissolved	MS-B	L1108291-1, -11

## Qualifiers for Individual Parameters Listed:

Qualifier	Description
MS-B	Matrix Spike recovery could not be accurately calculated due to high analyte background in sample.
RRV	Reported Result Verified By Repeat Analysis
USF	Unreliable: Sample Frozen in Transit

## Test Method References:

ALS Test Code	Matrix	Test Description	Method Reference**
<b>ACIDITY-TB</b>	Water	Acidity (as CaCO <sub>3</sub> )	APHA 2310 B-POTENTIOMETRIC TITRATION
Aqueous matrices are analyzed by potentiometry. Acidity reported includes acidity caused by hydrolyzable metals present in the sample.			
<b>ALK-TOT-CAP-TB</b>	Water	Alkalinity, Total (as CaCO <sub>3</sub> )	APHA 2320 B-Auto-Pot. Titration
<b>CL-IC-TB</b>	Water	Anions by Ion Chromatography	EPA 300.1 (modified)
Anions in aqueous matrices are analyzed using ion chromatography with conductivity and/or UV absorbance detectors.			
<b>CN-FREE-COL-VA</b>	Water	Free Cyanide by Diffusion	ASTM D 4282
This analysis is carried out using procedures adapted from ASTM D 4282 Standard Test Method for Determination of Free Cyanide in Water and Wastewater by Microdiffusion. ALS has adapted this method to use active (bubbling with air) diffusion instead of microdiffusion. Free cyanide is determined by sample diffusion at pH 6 and analysis using the chloramine-T colourimetric method.			
<b>CN-TOT-WT</b>	Water	Cyanide, Total	APHA 4500CN C E-STRONG ACID DIST COLORIM
Total cyanide is determined by the combination of UV digestion and distillation. Cyanide is converted to cyanogen chloride by reacting with chloramine-T, the cyanogen chloride then reacts with a combination of barbituric acid and isonicotinic acid to form a highly colored complex.			
When using this method, high levels of thiocyanate in samples can cause false positives at ~1-2% of the thiocyanate concentration. For samples with detectable cyanide analyzed by this method, ALS recommends analysis for thiocyanate to check for this potential interference			
<b>CN-WAD-WT</b>	Water	Cyanide, Weak Acid Diss	APHA 4500CN I-Weak acid Dist Colorimet
Weak acid dissociable cyanide (WAD) is determined by undergoing a distillation procedure. Cyanide is converted to cyanogen chloride by reacting with chloramine-T, the cyanogen chloride then reacts with a combination of barbituric acid and isonicotinic acid to form a highly colored complex.			

## Reference Information

<b>EC-CAP-TB</b>	Water	Conductivity (EC)	APHA 2510 B-ELECTRODE
<b>HARDNESS-CALC-TB</b>	Water	Hardness (as CaCO <sub>3</sub> )	CALCULATION
<b>HG-D-CVAF-TB</b>	Water	Dissolved Mercury in Water by CVAFS	EPA 245.7
<b>HG-T-CVAF-TB</b>	Water	Total Mercury in Water by CVAFS	EPA 245.7
<b>MET-D-MS-TB</b>	Water	Dissolved Metals by ICPMS	APHA 3120 B-ICPMS
<b>MET-T-MS-TB</b>	Water	Total Metals in Water by ICPMS	APHA 3120 B-ICPMS
<b>NH3-COL-TB</b>	Water	Ammonia by Discrete Analyzer	APHA 4500-NH3 G. (modified)
Ammonia in aqueous matrices is analyzed using discrete analyzer with colourimetric detection.			
<b>NO2-IC-TB</b>	Water	Anions by Ion Chromatography	EPA 300.1 (modified)
Anions in aqueous matrices are analyzed using ion chromatography with conductivity and/or UV absorbance detectors.			
<b>NO3-IC-TB</b>	Water	Anions by Ion Chromatography	EPA 300.1 (modified)
Anions in aqueous matrices are analyzed using ion chromatography with conductivity and/or UV absorbance detectors.			
<b>OGG-TOT-WT</b>	Water	Oil and Grease, Total	APHA 5520 B-Hexane Gravimetric
Sample is extracted with hexane, extract is then evaporated and the residue is weighed to determine total oil and grease.			
<b>P-T-COL-TB</b>	Water	Total Phosphorus by Discrete Analyzer	APHA 4500-P B, F, G (modified)
Phosphorus in aqueous matrices is analyzed using discrete Analyzer with colourimetric detection.			
<b>PH-CAP-TB</b>	Water	pH	APHA 4500-H-ELECTRODE
<b>SO4-IC-TB</b>	Water	Anions by Ion Chromatography	EPA 300.1 (modified)
Anions in aqueous matrices are analyzed using ion chromatography with conductivity and/or UV absorbance detectors.			
<b>SOLIDS-TOTSUS-TB</b>	Water	Total Suspended Solids	APHA 2540 D (modified)
Aqueous matrices are analyzed using gravimetry			

\*\* ALS test methods may incorporate modifications from specified reference methods to improve performance.

*The last two letters of the above test code(s) indicate the laboratory that performed analytical analysis for that test. Refer to the list below:*

Laboratory Definition Code	Laboratory Location
VA	ALS ENVIRONMENTAL - VANCOUVER, BC, CANADA
TB	ALS ENVIRONMENTAL - THUNDER BAY, ONTARIO, CANADA
WT	ALS ENVIRONMENTAL - WATERLOO, ONTARIO, CANADA

### Chain of Custody Numbers:

#### GLOSSARY OF REPORT TERMS

*Surrogate - A compound that is similar in behaviour to target analyte(s), but that does not occur naturally in environmental samples. For applicable tests, surrogates are added to samples prior to analysis as a check on recovery.*

*mg/kg - milligrams per kilogram based on dry weight of sample.*

*mg/kg wwt - milligrams per kilogram based on wet weight of sample.*

*mg/kg lwt - milligrams per kilogram based on lipid-adjusted weight of sample.*

*mg/L - milligrams per litre.*

*< - Less than.*

*D.L. - The reported Detection Limit, also known as the Limit of Reporting (LOR).*

*N/A - Result not available. Refer to qualifier code and definition for explanation.*

*Test results reported relate only to the samples as received by the laboratory.*

**UNLESS OTHERWISE STATED, ALL SAMPLES WERE RECEIVED IN ACCEPTABLE CONDITION.**

*Analytical results in unsigned test reports with the DRAFT watermark are subject to change, pending final QC review.*



## Quality Control Report

Workorder: L1108291

Report Date: 10-FEB-12

Page 1 of 18

Client: TREASURY METALS INC.  
 899 Tree Nursery Rd  
 Wabigoon ON P0V 2W0  
 Contact: Mac Potter

Test	Matrix	Reference	Result	Qualifier	Units	RPD	Limit	Analyzed
<b>ACIDITY-TB</b>								
	<b>Water</b>							
<b>Batch</b>	<b>R2319486</b>							
<b>WG1423104-2</b>	<b>LCS</b>							
Acidity (as CaCO3)			100.4		%		85-115	01-FEB-12
<b>WG1423104-1</b>	<b>MB</b>							
Acidity (as CaCO3)			<2.0		mg/L		2	01-FEB-12
<b>ALK-TOT-CAP-TB</b>								
	<b>Water</b>							
<b>Batch</b>	<b>R2318829</b>							
<b>WG1422377-2</b>	<b>LCS</b>							
Alkalinity, Total (as CaCO3)			97.3		%		85-115	27-JAN-12
<b>WG1422377-1</b>	<b>MB</b>							
Alkalinity, Total (as CaCO3)			<5.0		mg/L CaCO3		5	27-JAN-12
<b>Batch</b>	<b>R2320159</b>							
<b>WG1423702-2</b>	<b>LCS</b>							
Alkalinity, Total (as CaCO3)			96.0		%		85-115	31-JAN-12
<b>WG1423702-1</b>	<b>MB</b>							
Alkalinity, Total (as CaCO3)			<5.0		mg/L CaCO3		5	31-JAN-12
<b>CL-IC-TB</b>								
	<b>Water</b>							
<b>Batch</b>	<b>R2319683</b>							
<b>WG1422617-3</b>	<b>DUP</b>	<b>L1108291-4</b>						
Chloride (Cl)		3.68	3.68		mg/L	0.065	20	30-JAN-12
<b>WG1422617-2</b>	<b>LCS</b>							
Chloride (Cl)			101.0		%		85-115	30-JAN-12
<b>WG1422617-1</b>	<b>MB</b>							
Chloride (Cl)			<0.10		mg/L		0.1	30-JAN-12
<b>WG1422617-4</b>	<b>MS</b>	<b>L1108291-4</b>						
Chloride (Cl)			112.3		%		75-125	30-JAN-12
<b>CN-FREE-COL-VA</b>								
	<b>Water</b>							
<b>Batch</b>	<b>R2322161</b>							
<b>WG1425965-4</b>	<b>DUP</b>	<b>L1108291-13</b>						
Cyanide, Free		<0.0050	<0.0050	RPD-NA	mg/L	N/A	20	07-FEB-12
<b>WG1425965-2</b>	<b>LCS</b>							
Cyanide, Free			91.9		%		80-120	07-FEB-12
<b>WG1425965-3</b>	<b>LCS</b>							
Cyanide, Free			89.5		%		80-120	07-FEB-12
<b>WG1425965-1</b>	<b>MB</b>							
Cyanide, Free			<0.0050		mg/L		0.005	07-FEB-12

## Quality Control Report

Workorder: L1108291

Report Date: 10-FEB-12

Page 2 of 18

Test	Matrix	Reference	Result	Qualifier	Units	RPD	Limit	Analyzed
<b>CN-FREE-COL-VA</b>								
Batch R2323254								
WG1427004-2	LCS							
Cyanide, Free			80.6		%		80-120	09-FEB-12
WG1427004-1	MB							
Cyanide, Free			<0.0050		mg/L		0.005	09-FEB-12
<b>CN-TOT-WT</b>								
Batch R2319692								
WG1423855-4	CVS							
Cyanide, Total			99.0		%		85-115	01-FEB-12
WG1423855-2	DUP	L1108291-1						
Cyanide, Total		<0.0020	<0.0020	RPD-NA	mg/L	N/A	20	01-FEB-12
WG1423855-3	LCS							
Cyanide, Total			109.8		%		80-120	01-FEB-12
WG1423855-1	MB							
Cyanide, Total			<0.0020		mg/L		0.002	01-FEB-12
<b>CN-WAD-WT</b>								
Batch R2319659								
WG1423834-4	CVS							
Cyanide, Weak Acid Diss			102.5		%		85-115	01-FEB-12
WG1423834-5	DUP	L1108291-1						
Cyanide, Weak Acid Diss		<0.0020	<0.0020	RPD-NA	mg/L	N/A	20	01-FEB-12
WG1423834-3	LCS							
Cyanide, Weak Acid Diss			94.0		%		80-120	01-FEB-12
WG1423834-1	MB							
Cyanide, Weak Acid Diss			<0.0020		mg/L		0.002	01-FEB-12
<b>EC-CAP-TB</b>								
Batch R2318829								
WG1422377-2	LCS							
Conductivity (EC)			92.5		%		90-110	27-JAN-12
WG1422377-1	MB							
Conductivity (EC)			<3.0		uS/cm		3	27-JAN-12
<b>HG-D-CVAF-TB</b>								
Batch R2319199								
WG1423323-4	DUP	L1108291-7						
Mercury (Hg)-Dissolved		<0.00010	<0.00010	RPD-NA	mg/L	N/A	20	31-JAN-12
WG1423323-2	LCS							
Mercury (Hg)-Dissolved			101.0		%		80-120	31-JAN-12
WG1423323-1	MB							



## Quality Control Report

Workorder: L1108291

Report Date: 10-FEB-12

Page 3 of 18

Test	Matrix	Reference	Result	Qualifier	Units	RPD	Limit	Analyzed
<b>HG-D-CVAF-TB</b>								
<b>Water</b>								
<b>Batch</b>	<b>R2319199</b>							
<b>WG1423323-1</b>	<b>MB</b>							
Mercury (Hg)-Dissolved			<0.00010		mg/L		0.0001	31-JAN-12
<b>WG1423323-5</b>	<b>MS</b>	<b>L1108291-7</b>						
Mercury (Hg)-Dissolved			94.8		%		70-130	31-JAN-12
<b>HG-T-CVAF-TB</b>								
<b>Water</b>								
<b>Batch</b>	<b>R2319157</b>							
<b>WG1423285-6</b>	<b>DUP</b>	<b>L1108291-5</b>						
Mercury (Hg)-Total		<0.00010	<0.00010	RPD-NA	mg/L	N/A	20	31-JAN-12
<b>WG1423285-2</b>	<b>LCS</b>							
Mercury (Hg)-Total			101.0		%		80-120	31-JAN-12
<b>WG1423285-1</b>	<b>MB</b>							
Mercury (Hg)-Total			<0.00010		mg/L		0.0001	31-JAN-12
<b>WG1423285-5</b>	<b>MS</b>	<b>L1107980-4</b>						
Mercury (Hg)-Total			86.6		%		70-130	31-JAN-12
<b>WG1423285-7</b>	<b>MS</b>	<b>L1108291-5</b>						
Mercury (Hg)-Total			100.3		%		70-130	31-JAN-12
<b>MET-D-MS-TB</b>								
<b>Water</b>								
<b>Batch</b>	<b>R2319497</b>							
<b>WG1422978-3</b>	<b>DUP</b>	<b>L1108291-1</b>						
Aluminum (Al)-Dissolved		0.0053	<0.0050	RPD-NA	mg/L	N/A	20	31-JAN-12
Antimony (Sb)-Dissolved		<0.00060	<0.00060	RPD-NA	mg/L	N/A	20	31-JAN-12
Arsenic (As)-Dissolved		<0.0010	<0.0010	RPD-NA	mg/L	N/A	20	31-JAN-12
Barium (Ba)-Dissolved		0.015	0.015		mg/L	0.047	20	31-JAN-12
Beryllium (Be)-Dissolved		<0.0010	<0.0010	RPD-NA	mg/L	N/A	20	31-JAN-12
Bismuth (Bi)-Dissolved		<0.0010	<0.0010	RPD-NA	mg/L	N/A	20	31-JAN-12
Boron (B)-Dissolved		<0.050	<0.050	RPD-NA	mg/L	N/A	20	31-JAN-12
Calcium (Ca)-Dissolved		35.2	35.3		mg/L	0.32	20	31-JAN-12
Chromium (Cr)-Dissolved		<0.0010	<0.0010	RPD-NA	mg/L	N/A	20	31-JAN-12
Cobalt (Co)-Dissolved		<0.00050	<0.00050	RPD-NA	mg/L	N/A	20	31-JAN-12
Copper (Cu)-Dissolved		<0.0010	<0.0010	RPD-NA	mg/L	N/A	20	31-JAN-12
Iron (Fe)-Dissolved		0.327	0.335		mg/L	2.4	20	31-JAN-12
Lead (Pb)-Dissolved		<0.0010	<0.0010	RPD-NA	mg/L	N/A	20	31-JAN-12
Lithium (Li)-Dissolved		<0.050	<0.050	RPD-NA	mg/L	N/A	20	31-JAN-12
Magnesium (Mg)-Dissolved		6.54	6.67		mg/L	1.9	20	31-JAN-12
Manganese (Mn)-Dissolved		0.125	0.123		mg/L	1.5	20	31-JAN-12
Molybdenum (Mo)-Dissolved		<0.0010	<0.0010	RPD-NA	mg/L	N/A	20	31-JAN-12



## Quality Control Report

Workorder: L1108291

Report Date: 10-FEB-12

Page 4 of 18

Test	Matrix	Reference	Result	Qualifier	Units	RPD	Limit	Analyzed
<b>MET-D-MS-TB</b>								
	<b>Water</b>							
<b>Batch</b>	<b>R2319497</b>							
<b>WG1422978-3</b>	<b>DUP</b>	<b>L1108291-1</b>						
Nickel (Ni)-Dissolved		<0.0020	<0.0020	RPD-NA	mg/L	N/A	20	31-JAN-12
Potassium (K)-Dissolved		1.73	1.78		mg/L	2.9	20	31-JAN-12
Selenium (Se)-Dissolved		<0.0010	<0.0010	RPD-NA	mg/L	N/A	20	31-JAN-12
Silver (Ag)-Dissolved		<0.00010	<0.00010	RPD-NA	mg/L	N/A	20	31-JAN-12
Sodium (Na)-Dissolved		5.40	5.37		mg/L	0.49	20	31-JAN-12
Strontium (Sr)-Dissolved		0.0645	0.0644		mg/L	0.13	20	31-JAN-12
Tellurium (Te)-Dissolved		<0.0010	<0.0010	RPD-NA	mg/L	N/A	20	31-JAN-12
Thallium (Tl)-Dissolved		<0.00030	<0.00030	RPD-NA	mg/L	N/A	20	31-JAN-12
Tin (Sn)-Dissolved		<0.0010	<0.0010	RPD-NA	mg/L	N/A	20	31-JAN-12
Titanium (Ti)-Dissolved		<0.0020	<0.0020	RPD-NA	mg/L	N/A	20	31-JAN-12
Tungsten (W)-Dissolved		<0.010	<0.010	RPD-NA	mg/L	N/A	20	31-JAN-12
Uranium (U)-Dissolved		<0.0050	<0.0050	RPD-NA	mg/L	N/A	20	31-JAN-12
Vanadium (V)-Dissolved		<0.0010	<0.0010	RPD-NA	mg/L	N/A	20	31-JAN-12
Zinc (Zn)-Dissolved		<0.0030	<0.0030	RPD-NA	mg/L	N/A	20	31-JAN-12
Zirconium (Zr)-Dissolved		<0.0010	<0.0010	RPD-NA	mg/L	N/A	20	31-JAN-12
<b>WG1422978-2</b>	<b>LCS</b>							
Aluminum (Al)-Dissolved			94.8		%		80-120	31-JAN-12
Antimony (Sb)-Dissolved			102.3		%		80-120	31-JAN-12
Arsenic (As)-Dissolved			104.6		%		80-120	31-JAN-12
Barium (Ba)-Dissolved			102.8		%		80-120	31-JAN-12
Beryllium (Be)-Dissolved			97.3		%		80-120	31-JAN-12
Bismuth (Bi)-Dissolved			105.3		%		80-120	31-JAN-12
Boron (B)-Dissolved			97.4		%		80-120	31-JAN-12
Cadmium (Cd)-Dissolved			105.4		%		80-120	31-JAN-12
Calcium (Ca)-Dissolved			100.5		%		80-120	31-JAN-12
Chromium (Cr)-Dissolved			105.4		%		80-120	31-JAN-12
Cobalt (Co)-Dissolved			103.7		%		80-120	31-JAN-12
Copper (Cu)-Dissolved			102.0		%		80-120	31-JAN-12
Iron (Fe)-Dissolved			105.3		%		80-120	31-JAN-12
Lead (Pb)-Dissolved			103.8		%		80-120	31-JAN-12
Lithium (Li)-Dissolved			99.5		%		80-120	31-JAN-12
Magnesium (Mg)-Dissolved			100.3		%		80-120	31-JAN-12
Manganese (Mn)-Dissolved			102.5		%		80-120	31-JAN-12
Molybdenum (Mo)-Dissolved			107.0		%		80-120	31-JAN-12





## Quality Control Report

Workorder: L1108291

Report Date: 10-FEB-12

Page 5 of 18

Test	Matrix	Reference	Result	Qualifier	Units	RPD	Limit	Analyzed
<b>MET-D-MS-TB</b>		<b>Water</b>						
<b>Batch</b>	<b>R2319497</b>							
<b>WG1422978-2 LCS</b>								
Nickel (Ni)-Dissolved			105.1		%		80-120	31-JAN-12
Potassium (K)-Dissolved			101.4		%		80-120	31-JAN-12
Selenium (Se)-Dissolved			93.0		%		80-120	31-JAN-12
Silver (Ag)-Dissolved			95.1		%		80-120	31-JAN-12
Sodium (Na)-Dissolved			105.6		%		80-120	31-JAN-12
Strontium (Sr)-Dissolved			105.6		%		80-120	31-JAN-12
Tellurium (Te)-Dissolved			110.5		%		80-120	31-JAN-12
Thallium (Tl)-Dissolved			103.5		%		80-120	31-JAN-12
Tin (Sn)-Dissolved			106.2		%		80-120	31-JAN-12
Titanium (Ti)-Dissolved			103.9		%		80-120	31-JAN-12
Tungsten (W)-Dissolved			100.5		%		80-120	31-JAN-12
Uranium (U)-Dissolved			101.2		%		80-120	31-JAN-12
Vanadium (V)-Dissolved			103.7		%		80-120	31-JAN-12
Zinc (Zn)-Dissolved			103.0		%		80-120	31-JAN-12
Zirconium (Zr)-Dissolved			98.8		%		80-120	31-JAN-12
<b>WG1422978-1 MB</b>								
Aluminum (Al)-Dissolved			<0.0050		mg/L		0.005	31-JAN-12
Antimony (Sb)-Dissolved			<0.00060		mg/L		0.0006	31-JAN-12
Arsenic (As)-Dissolved			<0.0010		mg/L		0.001	31-JAN-12
Barium (Ba)-Dissolved			<0.010		mg/L		0.01	31-JAN-12
Beryllium (Be)-Dissolved			<0.0010		mg/L		0.001	31-JAN-12
Bismuth (Bi)-Dissolved			<0.0010		mg/L		0.001	31-JAN-12
Boron (B)-Dissolved			<0.050		mg/L		0.05	31-JAN-12
Cadmium (Cd)-Dissolved			<0.000017		mg/L		0.000017	31-JAN-12
Calcium (Ca)-Dissolved			<0.20		mg/L		0.2	31-JAN-12
Chromium (Cr)-Dissolved			<0.0010		mg/L		0.001	31-JAN-12
Cobalt (Co)-Dissolved			<0.00050		mg/L		0.0005	31-JAN-12
Copper (Cu)-Dissolved			<0.0010		mg/L		0.001	31-JAN-12
Iron (Fe)-Dissolved			<0.020		mg/L		0.02	31-JAN-12
Lead (Pb)-Dissolved			<0.0010		mg/L		0.001	31-JAN-12
Lithium (Li)-Dissolved			<0.050		mg/L		0.05	31-JAN-12
Magnesium (Mg)-Dissolved			<0.020		mg/L		0.02	31-JAN-12
Manganese (Mn)-Dissolved			<0.0010		mg/L		0.001	31-JAN-12
Molybdenum (Mo)-Dissolved			<0.0010		mg/L		0.001	31-JAN-12

## Quality Control Report

Workorder: L1108291

Report Date: 10-FEB-12

Page 6 of 18

Test	Matrix	Reference	Result	Qualifier	Units	RPD	Limit	Analyzed
<b>MET-D-MS-TB</b>								
	<b>Water</b>							
<b>Batch</b>	<b>R2319497</b>							
<b>WG1422978-1</b>	<b>MB</b>							
Nickel (Ni)-Dissolved			<0.0020		mg/L		0.002	31-JAN-12
Potassium (K)-Dissolved			<0.50		mg/L		0.5	31-JAN-12
Selenium (Se)-Dissolved			<0.0010		mg/L		0.001	31-JAN-12
Silver (Ag)-Dissolved			<0.00010		mg/L		0.0001	31-JAN-12
Sodium (Na)-Dissolved			<0.10		mg/L		0.1	31-JAN-12
Strontium (Sr)-Dissolved			<0.0010		mg/L		0.001	31-JAN-12
Tellurium (Te)-Dissolved			<0.0010		mg/L		0.001	31-JAN-12
Thallium (Tl)-Dissolved			<0.00030		mg/L		0.0003	31-JAN-12
Tin (Sn)-Dissolved			<0.0010		mg/L		0.001	31-JAN-12
Titanium (Ti)-Dissolved			<0.0020		mg/L		0.002	31-JAN-12
Tungsten (W)-Dissolved			<0.010		mg/L		0.01	31-JAN-12
Uranium (U)-Dissolved			<0.0050		mg/L		0.005	31-JAN-12
Vanadium (V)-Dissolved			<0.0010		mg/L		0.001	31-JAN-12
Zinc (Zn)-Dissolved			<0.0030		mg/L		0.003	31-JAN-12
Zirconium (Zr)-Dissolved			<0.0010		mg/L		0.001	31-JAN-12
<b>WG1422978-4</b>	<b>MS</b>	<b>L1108291-1</b>						
Aluminum (Al)-Dissolved			105.6		%		70-130	31-JAN-12
Antimony (Sb)-Dissolved			106.2		%		70-130	31-JAN-12
Arsenic (As)-Dissolved			111.7		%		70-130	31-JAN-12
Barium (Ba)-Dissolved			101.2		%		70-130	31-JAN-12
Beryllium (Be)-Dissolved			103.5		%		70-130	31-JAN-12
Bismuth (Bi)-Dissolved			96.3		%		70-130	31-JAN-12
Boron (B)-Dissolved			107.1		%		70-130	31-JAN-12
Cadmium (Cd)-Dissolved			127.1		%		70-130	31-JAN-12
Calcium (Ca)-Dissolved			N/A	MS-B	%		-	31-JAN-12
Chromium (Cr)-Dissolved			109.2		%		70-130	31-JAN-12
Cobalt (Co)-Dissolved			107.4		%		70-130	31-JAN-12
Copper (Cu)-Dissolved			103.1		%		70-130	31-JAN-12
Iron (Fe)-Dissolved			106.1		%		70-130	31-JAN-12
Lead (Pb)-Dissolved			102.7		%		70-130	31-JAN-12
Lithium (Li)-Dissolved			106.0		%		70-130	31-JAN-12
Magnesium (Mg)-Dissolved			N/A	MS-B	%		-	31-JAN-12
Manganese (Mn)-Dissolved			N/A	MS-B	%		-	31-JAN-12
Molybdenum (Mo)-Dissolved			102.3		%		70-130	31-JAN-12



## Quality Control Report

Workorder: L1108291

Report Date: 10-FEB-12

Page 7 of 18

Test	Matrix	Reference	Result	Qualifier	Units	RPD	Limit	Analyzed
<b>MET-D-MS-TB</b>								
	<b>Water</b>							
<b>Batch</b>	<b>R2319497</b>							
<b>WG1422978-4</b>	<b>MS</b>	<b>L1108291-1</b>						
Nickel (Ni)-Dissolved			102.2		%		70-130	31-JAN-12
Potassium (K)-Dissolved			106.3		%		70-130	31-JAN-12
Selenium (Se)-Dissolved			110.6		%		70-130	31-JAN-12
Silver (Ag)-Dissolved			107.8		%		70-130	31-JAN-12
Sodium (Na)-Dissolved			N/A	MS-B	%		-	31-JAN-12
Strontium (Sr)-Dissolved			N/A	MS-B	%		-	31-JAN-12
Tellurium (Te)-Dissolved			120.5		%		70-130	31-JAN-12
Thallium (Tl)-Dissolved			102.8		%		70-130	31-JAN-12
Tin (Sn)-Dissolved			107.3		%		70-130	31-JAN-12
Titanium (Ti)-Dissolved			106.9		%		70-130	31-JAN-12
Tungsten (W)-Dissolved			103.6		%		70-130	31-JAN-12
Uranium (U)-Dissolved			109.9		%		70-130	31-JAN-12
Vanadium (V)-Dissolved			109.3		%		70-130	31-JAN-12
Zinc (Zn)-Dissolved			104.3		%		70-130	31-JAN-12
Zirconium (Zr)-Dissolved			102.8		%		70-130	31-JAN-12
<b>Batch</b>	<b>R2319991</b>							
<b>WG1423628-2</b>	<b>LCS</b>							
Aluminum (Al)-Dissolved			94.5		%		80-120	01-FEB-12
Antimony (Sb)-Dissolved			95.4		%		80-120	01-FEB-12
Arsenic (As)-Dissolved			99.3		%		80-120	01-FEB-12
Barium (Ba)-Dissolved			93.4		%		80-120	01-FEB-12
Beryllium (Be)-Dissolved			106.8		%		80-120	01-FEB-12
Bismuth (Bi)-Dissolved			100.6		%		80-120	01-FEB-12
Boron (B)-Dissolved			97.7		%		80-120	01-FEB-12
Cadmium (Cd)-Dissolved			99.7		%		80-120	01-FEB-12
Calcium (Ca)-Dissolved			105.3		%		80-120	01-FEB-12
Chromium (Cr)-Dissolved			101.0		%		80-120	01-FEB-12
Cobalt (Co)-Dissolved			98.6		%		80-120	01-FEB-12
Copper (Cu)-Dissolved			94.4		%		80-120	01-FEB-12
Iron (Fe)-Dissolved			98.8		%		80-120	01-FEB-12
Lead (Pb)-Dissolved			98.4		%		80-120	01-FEB-12
Lithium (Li)-Dissolved			103.6		%		80-120	01-FEB-12
Magnesium (Mg)-Dissolved			108.2		%		80-120	01-FEB-12
Manganese (Mn)-Dissolved			106.5		%		80-120	01-FEB-12

## Quality Control Report

Workorder: L1108291

Report Date: 10-FEB-12

Page 8 of 18

Test	Matrix	Reference	Result	Qualifier	Units	RPD	Limit	Analyzed
<b>MET-D-MS-TB</b>		<b>Water</b>						
<b>Batch</b>	<b>R2319991</b>							
<b>WG1423628-2 LCS</b>								
Molybdenum (Mo)-Dissolved			99.8		%		80-120	01-FEB-12
Nickel (Ni)-Dissolved			101.7		%		80-120	01-FEB-12
Potassium (K)-Dissolved			97.4		%		80-120	01-FEB-12
Selenium (Se)-Dissolved			99.0		%		80-120	01-FEB-12
Silver (Ag)-Dissolved			91.6		%		80-120	01-FEB-12
Sodium (Na)-Dissolved			100.2		%		80-120	01-FEB-12
Strontium (Sr)-Dissolved			97.0		%		80-120	01-FEB-12
Tellurium (Te)-Dissolved			97.4		%		80-120	01-FEB-12
Thallium (Tl)-Dissolved			97.3		%		80-120	01-FEB-12
Tin (Sn)-Dissolved			99.9		%		80-120	01-FEB-12
Titanium (Ti)-Dissolved			102.2		%		80-120	01-FEB-12
Tungsten (W)-Dissolved			93.7		%		80-120	01-FEB-12
Uranium (U)-Dissolved			94.4		%		80-120	01-FEB-12
Vanadium (V)-Dissolved			103.7		%		80-120	01-FEB-12
Zinc (Zn)-Dissolved			98.6		%		80-120	01-FEB-12
Zirconium (Zr)-Dissolved			89.7		%		80-120	01-FEB-12
<b>WG1423628-1 MB</b>								
Aluminum (Al)-Dissolved			<0.0050		mg/L		0.005	01-FEB-12
Antimony (Sb)-Dissolved			<0.00060		mg/L		0.0006	01-FEB-12
Arsenic (As)-Dissolved			<0.0010		mg/L		0.001	01-FEB-12
Barium (Ba)-Dissolved			<0.010		mg/L		0.01	01-FEB-12
Beryllium (Be)-Dissolved			<0.0010		mg/L		0.001	01-FEB-12
Bismuth (Bi)-Dissolved			<0.0010		mg/L		0.001	01-FEB-12
Boron (B)-Dissolved			<0.050		mg/L		0.05	01-FEB-12
Cadmium (Cd)-Dissolved			<0.000017		mg/L		0.000017	01-FEB-12
Calcium (Ca)-Dissolved			<0.20		mg/L		0.2	01-FEB-12
Chromium (Cr)-Dissolved			<0.0010		mg/L		0.001	01-FEB-12
Cobalt (Co)-Dissolved			<0.00050		mg/L		0.0005	01-FEB-12
Copper (Cu)-Dissolved			<0.0010		mg/L		0.001	01-FEB-12
Iron (Fe)-Dissolved			<0.020		mg/L		0.02	01-FEB-12
Lead (Pb)-Dissolved			<0.0010		mg/L		0.001	01-FEB-12
Lithium (Li)-Dissolved			<0.050		mg/L		0.05	01-FEB-12
Magnesium (Mg)-Dissolved			<0.020		mg/L		0.02	01-FEB-12
Manganese (Mn)-Dissolved			<0.0010		mg/L		0.001	01-FEB-12



## Quality Control Report

Workorder: L1108291

Report Date: 10-FEB-12

Page 9 of 18

Test	Matrix	Reference	Result	Qualifier	Units	RPD	Limit	Analyzed
<b>MET-D-MS-TB</b>								
	<b>Water</b>							
<b>Batch</b>	<b>R2319991</b>							
<b>WG1423628-1</b>	<b>MB</b>							
Molybdenum (Mo)-Dissolved			<0.0010		mg/L		0.001	01-FEB-12
Nickel (Ni)-Dissolved			<0.0020		mg/L		0.002	01-FEB-12
Potassium (K)-Dissolved			<0.50		mg/L		0.5	01-FEB-12
Selenium (Se)-Dissolved			<0.0010		mg/L		0.001	01-FEB-12
Silver (Ag)-Dissolved			<0.00010		mg/L		0.0001	01-FEB-12
Sodium (Na)-Dissolved			<0.10		mg/L		0.1	01-FEB-12
Strontium (Sr)-Dissolved			<0.0010		mg/L		0.001	01-FEB-12
Tellurium (Te)-Dissolved			<0.0010		mg/L		0.001	01-FEB-12
Thallium (Tl)-Dissolved			<0.00030		mg/L		0.0003	01-FEB-12
Tin (Sn)-Dissolved			<0.0010		mg/L		0.001	01-FEB-12
Titanium (Ti)-Dissolved			<0.0020		mg/L		0.002	01-FEB-12
Tungsten (W)-Dissolved			<0.010		mg/L		0.01	01-FEB-12
Uranium (U)-Dissolved			<0.0050		mg/L		0.005	01-FEB-12
Vanadium (V)-Dissolved			<0.0010		mg/L		0.001	01-FEB-12
Zinc (Zn)-Dissolved			<0.0030		mg/L		0.003	01-FEB-12
Zirconium (Zr)-Dissolved			<0.0010		mg/L		0.001	01-FEB-12
<b>WG1423628-4</b>	<b>MS</b>	<b>L1109056-4</b>						
Aluminum (Al)-Dissolved			96.6		%		70-130	01-FEB-12
Antimony (Sb)-Dissolved			108.4		%		70-130	01-FEB-12
Arsenic (As)-Dissolved			115.1		%		70-130	01-FEB-12
Barium (Ba)-Dissolved			N/A	MS-B	%		-	01-FEB-12
Beryllium (Be)-Dissolved			91.5		%		70-130	01-FEB-12
Bismuth (Bi)-Dissolved			89.4		%		70-130	01-FEB-12
Boron (B)-Dissolved			N/A	MS-B	%		-	01-FEB-12
Cadmium (Cd)-Dissolved			125.3		%		70-130	01-FEB-12
Calcium (Ca)-Dissolved			N/A	MS-B	%		-	01-FEB-12
Chromium (Cr)-Dissolved			101.0		%		70-130	01-FEB-12
Cobalt (Co)-Dissolved			N/A	MS-B	%		-	01-FEB-12
Copper (Cu)-Dissolved			N/A	MS-B	%		-	01-FEB-12
Iron (Fe)-Dissolved			92.9		%		70-130	01-FEB-12
Lead (Pb)-Dissolved			98.7		%		70-130	01-FEB-12
Lithium (Li)-Dissolved			110.0		%		70-130	01-FEB-12
Magnesium (Mg)-Dissolved			N/A	MS-B	%		-	01-FEB-12
Manganese (Mn)-Dissolved			N/A	MS-B	%		-	01-FEB-12

## Quality Control Report

Workorder: L1108291

Report Date: 10-FEB-12

Page 10 of 18

Test	Matrix	Reference	Result	Qualifier	Units	RPD	Limit	Analyzed
<b>MET-D-MS-TB</b>								
	<b>Water</b>							
<b>Batch</b>	<b>R2319991</b>							
<b>WG1423628-4 MS</b>		<b>L1109056-4</b>						
Molybdenum (Mo)-Dissolved			N/A	MS-B	%		-	01-FEB-12
Nickel (Ni)-Dissolved			97.1		%		70-130	01-FEB-12
Potassium (K)-Dissolved			N/A	MS-B	%		-	01-FEB-12
Selenium (Se)-Dissolved			111.6		%		70-130	01-FEB-12
Silver (Ag)-Dissolved			101.8		%		70-130	01-FEB-12
Sodium (Na)-Dissolved			N/A	MS-B	%		-	01-FEB-12
Strontium (Sr)-Dissolved			N/A	MS-B	%		-	01-FEB-12
Tellurium (Te)-Dissolved			119.1		%		70-130	01-FEB-12
Thallium (Tl)-Dissolved			97.5		%		70-130	01-FEB-12
Tin (Sn)-Dissolved			104.6		%		70-130	01-FEB-12
Titanium (Ti)-Dissolved			109.3		%		70-130	01-FEB-12
Tungsten (W)-Dissolved			N/A	MS-B	%		-	01-FEB-12
Vanadium (V)-Dissolved			113.5		%		70-130	01-FEB-12
Zinc (Zn)-Dissolved			103.3		%		70-130	01-FEB-12
Zirconium (Zr)-Dissolved			99.4		%		70-130	01-FEB-12
<b>MET-T-MS-TB</b>								
	<b>Water</b>							
<b>Batch</b>	<b>R2319520</b>							
<b>WG1422376-7 DUP</b>		<b>L1108291-1</b>						
Aluminum (Al)-Total		0.217	0.233		mg/L	6.9	20	31-JAN-12
Antimony (Sb)-Total		<0.00060	<0.00060	RPD-NA	mg/L	N/A	20	31-JAN-12
Arsenic (As)-Total		<0.0010	<0.0010	RPD-NA	mg/L	N/A	20	31-JAN-12
Barium (Ba)-Total		0.017	0.018		mg/L	3.6	20	31-JAN-12
Beryllium (Be)-Total		<0.0010	<0.0010	RPD-NA	mg/L	N/A	20	31-JAN-12
Bismuth (Bi)-Total		<0.0010	<0.0010	RPD-NA	mg/L	N/A	20	31-JAN-12
Boron (B)-Total		<0.050	<0.050	RPD-NA	mg/L	N/A	20	31-JAN-12
Cadmium (Cd)-Total		<0.000017	<0.000017	RPD-NA	mg/L	N/A	20	31-JAN-12
Calcium (Ca)-Total		35.5	36.8		mg/L	3.6	20	31-JAN-12
Chromium (Cr)-Total		<0.0010	<0.0010	RPD-NA	mg/L	N/A	20	31-JAN-12
Cobalt (Co)-Total		<0.00050	<0.00050	RPD-NA	mg/L	N/A	20	31-JAN-12
Copper (Cu)-Total		<0.0010	0.0010	RPD-NA	mg/L	N/A	20	31-JAN-12
Iron (Fe)-Total		1.23	1.31		mg/L	5.9	20	31-JAN-12
Lead (Pb)-Total		<0.0010	<0.0010	RPD-NA	mg/L	N/A	20	31-JAN-12
Lithium (Li)-Total		<0.050	<0.050	RPD-NA	mg/L	N/A	20	31-JAN-12
Magnesium (Mg)-Total		6.62	6.99		mg/L	5.5	20	31-JAN-12



## Quality Control Report

Workorder: L1108291

Report Date: 10-FEB-12

Page 11 of 18

Test	Matrix	Reference	Result	Qualifier	Units	RPD	Limit	Analyzed
<b>MET-T-MS-TB</b>								
	<b>Water</b>							
<b>Batch</b>	<b>R2319520</b>							
<b>WG1422376-7</b>	<b>DUP</b>	<b>L1108291-1</b>						
Manganese (Mn)-Total		0.125	0.129		mg/L	3.1	20	31-JAN-12
Molybdenum (Mo)-Total		<0.0010	<0.0010	RPD-NA	mg/L	N/A	20	31-JAN-12
Nickel (Ni)-Total		<0.0020	<0.0020	RPD-NA	mg/L	N/A	20	31-JAN-12
Potassium (K)-Total		1.88	1.99		mg/L	5.3	20	31-JAN-12
Selenium (Se)-Total		<0.0010	<0.0010	RPD-NA	mg/L	N/A	20	31-JAN-12
Silver (Ag)-Total		<0.00010	<0.00010	RPD-NA	mg/L	N/A	20	31-JAN-12
Sodium (Na)-Total		7.61	8.19		mg/L	7.3	20	31-JAN-12
Strontium (Sr)-Total		0.0660	0.0697		mg/L	5.5	20	31-JAN-12
Tellurium (Te)-Total		<0.0010	<0.0010	RPD-NA	mg/L	N/A	20	31-JAN-12
Thallium (Tl)-Total		<0.00030	<0.00030	RPD-NA	mg/L	N/A	20	31-JAN-12
Tin (Sn)-Total		<0.0010	<0.0010	RPD-NA	mg/L	N/A	20	31-JAN-12
Titanium (Ti)-Total		0.0107	0.0117		mg/L	8.8	20	31-JAN-12
Tungsten (W)-Total		<0.010	<0.010	RPD-NA	mg/L	N/A	20	31-JAN-12
Uranium (U)-Total		<0.0050	<0.0050	RPD-NA	mg/L	N/A	20	31-JAN-12
Vanadium (V)-Total		<0.0010	<0.0010	RPD-NA	mg/L	N/A	20	31-JAN-12
Zinc (Zn)-Total		0.0040	0.0036		mg/L	10	20	31-JAN-12
Zirconium (Zr)-Total		<0.0010	<0.0010	RPD-NA	mg/L	N/A	20	31-JAN-12
<b>WG1422376-2</b>								
<b>LCS</b>								
Aluminum (Al)-Total			93.7		%		80-120	31-JAN-12
Antimony (Sb)-Total			101.9		%		80-120	31-JAN-12
Arsenic (As)-Total			98.5		%		80-120	31-JAN-12
Barium (Ba)-Total			99.0		%		80-120	31-JAN-12
Beryllium (Be)-Total			95.4		%		80-120	31-JAN-12
Bismuth (Bi)-Total			100.0		%		80-120	31-JAN-12
Boron (B)-Total			96.9		%		80-120	31-JAN-12
Cadmium (Cd)-Total			102.0		%		80-120	31-JAN-12
Calcium (Ca)-Total			99.7		%		80-120	31-JAN-12
Chromium (Cr)-Total			100.9		%		80-120	31-JAN-12
Cobalt (Co)-Total			101.5		%		80-120	31-JAN-12
Copper (Cu)-Total			97.9		%		80-120	31-JAN-12
Iron (Fe)-Total			103.7		%		80-120	31-JAN-12
Lead (Pb)-Total			96.9		%		80-120	31-JAN-12
Lithium (Li)-Total			93.4		%		80-120	31-JAN-12
Magnesium (Mg)-Total			94.8		%		80-120	31-JAN-12

## Quality Control Report

Workorder: L1108291

Report Date: 10-FEB-12

Page 12 of 18

Test	Matrix	Reference	Result	Qualifier	Units	RPD	Limit	Analyzed
<b>MET-T-MS-TB</b>		<b>Water</b>						
<b>Batch</b>	<b>R2319520</b>							
<b>WG1422376-2</b>	<b>LCS</b>							
Manganese (Mn)-Total			100.4		%		80-120	31-JAN-12
Molybdenum (Mo)-Total			101.8		%		80-120	31-JAN-12
Nickel (Ni)-Total			101.6		%		80-120	31-JAN-12
Potassium (K)-Total			98.4		%		80-120	31-JAN-12
Selenium (Se)-Total			91.4		%		80-120	31-JAN-12
Silver (Ag)-Total			93.6		%		80-120	31-JAN-12
Sodium (Na)-Total			101.1		%		80-120	31-JAN-12
Strontium (Sr)-Total			99.2		%		80-120	31-JAN-12
Tellurium (Te)-Total			105.4		%		80-120	31-JAN-12
Thallium (Tl)-Total			97.5		%		80-120	31-JAN-12
Tin (Sn)-Total			101.9		%		80-120	31-JAN-12
Titanium (Ti)-Total			100.2		%		80-120	31-JAN-12
Tungsten (W)-Total			97.1		%		80-120	31-JAN-12
Uranium (U)-Total			96.0		%		80-120	31-JAN-12
Vanadium (V)-Total			103.1		%		80-120	31-JAN-12
Zinc (Zn)-Total			97.1		%		80-120	31-JAN-12
Zirconium (Zr)-Total			95.2		%		80-120	31-JAN-12
<b>WG1422376-1</b>	<b>MB</b>							
Aluminum (Al)-Total			<0.0050		mg/L		0.005	31-JAN-12
Antimony (Sb)-Total			<0.00060		mg/L		0.0006	31-JAN-12
Arsenic (As)-Total			<0.0010		mg/L		0.001	31-JAN-12
Barium (Ba)-Total			<0.010		mg/L		0.01	31-JAN-12
Beryllium (Be)-Total			<0.0010		mg/L		0.001	31-JAN-12
Bismuth (Bi)-Total			<0.0010		mg/L		0.001	31-JAN-12
Boron (B)-Total			<0.050		mg/L		0.05	31-JAN-12
Cadmium (Cd)-Total			<0.000017		mg/L		0.000017	31-JAN-12
Calcium (Ca)-Total			<0.20		mg/L		0.2	31-JAN-12
Chromium (Cr)-Total			<0.0010		mg/L		0.001	31-JAN-12
Cobalt (Co)-Total			<0.00050		mg/L		0.0005	31-JAN-12
Copper (Cu)-Total			<0.0010		mg/L		0.001	31-JAN-12
Iron (Fe)-Total			<0.020		mg/L		0.02	31-JAN-12
Lead (Pb)-Total			<0.0010		mg/L		0.001	31-JAN-12
Lithium (Li)-Total			<0.050		mg/L		0.05	31-JAN-12
Magnesium (Mg)-Total			<0.020		mg/L		0.02	31-JAN-12





## Quality Control Report

Workorder: L1108291

Report Date: 10-FEB-12

Page 13 of 18

Test	Matrix	Reference	Result	Qualifier	Units	RPD	Limit	Analyzed
<b>MET-T-MS-TB</b>								
	<b>Water</b>							
<b>Batch</b>	<b>R2319520</b>							
<b>WG1422376-1 MB</b>								
Manganese (Mn)-Total			<0.0010		mg/L		0.001	31-JAN-12
Molybdenum (Mo)-Total			<0.0010		mg/L		0.001	31-JAN-12
Nickel (Ni)-Total			<0.0020		mg/L		0.002	31-JAN-12
Potassium (K)-Total			<0.50		mg/L		0.5	31-JAN-12
Selenium (Se)-Total			<0.0010		mg/L		0.001	31-JAN-12
Silver (Ag)-Total			<0.00010		mg/L		0.0001	31-JAN-12
Sodium (Na)-Total			<0.10		mg/L		0.1	31-JAN-12
Strontium (Sr)-Total			<0.0010		mg/L		0.001	31-JAN-12
Tellurium (Te)-Total			<0.0010		mg/L		0.001	31-JAN-12
Thallium (Tl)-Total			<0.00030		mg/L		0.0003	31-JAN-12
Tin (Sn)-Total			<0.0010		mg/L		0.001	31-JAN-12
Titanium (Ti)-Total			<0.0020		mg/L		0.002	31-JAN-12
Tungsten (W)-Total			<0.010		mg/L		0.01	31-JAN-12
Uranium (U)-Total			<0.0050		mg/L		0.005	31-JAN-12
Vanadium (V)-Total			<0.0010		mg/L		0.001	31-JAN-12
Zinc (Zn)-Total			<0.0030		mg/L		0.003	31-JAN-12
Zirconium (Zr)-Total			<0.0010		mg/L		0.001	31-JAN-12
<b>WG1422376-4 MS</b>		<b>L1107698-10</b>						
Aluminum (Al)-Total			104.0		%		70-130	31-JAN-12
Antimony (Sb)-Total			105.5		%		70-130	31-JAN-12
Arsenic (As)-Total			110.1		%		70-130	31-JAN-12
Beryllium (Be)-Total			105.8		%		70-130	31-JAN-12
Bismuth (Bi)-Total			106.1		%		70-130	31-JAN-12
Boron (B)-Total			114.5		%		70-130	31-JAN-12
Cadmium (Cd)-Total			126.7		%		70-130	31-JAN-12
Calcium (Ca)-Total			N/A	MS-B	%		-	31-JAN-12
Chromium (Cr)-Total			110.3		%		70-130	31-JAN-12
Cobalt (Co)-Total			106.5		%		70-130	31-JAN-12
Copper (Cu)-Total			108.7		%		70-130	31-JAN-12
Iron (Fe)-Total			109.0		%		70-130	31-JAN-12
Lead (Pb)-Total			107.3		%		70-130	31-JAN-12
Lithium (Li)-Total			111.4		%		70-130	31-JAN-12
Magnesium (Mg)-Total			N/A	MS-B	%		-	31-JAN-12
Manganese (Mn)-Total			106.0		%		70-130	31-JAN-12



## Quality Control Report

Workorder: L1108291

Report Date: 10-FEB-12

Page 14 of 18

Test	Matrix	Reference	Result	Qualifier	Units	RPD	Limit	Analyzed
<b>MET-T-MS-TB</b>								
	<b>Water</b>							
<b>Batch</b>	<b>R2319520</b>							
<b>WG1422376-4 MS</b>		<b>L1107698-10</b>						
Molybdenum (Mo)-Total			111.0		%		70-130	31-JAN-12
Nickel (Ni)-Total			109.4		%		70-130	31-JAN-12
Potassium (K)-Total			107.8		%		70-130	31-JAN-12
Selenium (Se)-Total			97.7		%		70-130	31-JAN-12
Silver (Ag)-Total			108.3		%		70-130	31-JAN-12
Sodium (Na)-Total			109.2		%		70-130	31-JAN-12
Strontium (Sr)-Total			N/A	MS-B	%		-	31-JAN-12
Tellurium (Te)-Total			105.6		%		70-130	31-JAN-12
Thallium (Tl)-Total			103.9		%		70-130	31-JAN-12
Tin (Sn)-Total			107.2		%		70-130	31-JAN-12
Titanium (Ti)-Total			112.5		%		70-130	31-JAN-12
Tungsten (W)-Total			105.7		%		70-130	31-JAN-12
Uranium (U)-Total			109.9		%		70-130	31-JAN-12
Vanadium (V)-Total			108.9		%		70-130	31-JAN-12
Zinc (Zn)-Total			97.4		%		70-130	31-JAN-12
Zirconium (Zr)-Total			107.3		%		70-130	31-JAN-12
<b>WG1422376-8 MS</b>		<b>L1108291-1</b>						
Aluminum (Al)-Total			N/A	MS-B	%		-	31-JAN-12
Antimony (Sb)-Total			109.2		%		70-130	31-JAN-12
Arsenic (As)-Total			110.4		%		70-130	31-JAN-12
Barium (Ba)-Total			110.9		%		70-130	31-JAN-12
Beryllium (Be)-Total			107.7		%		70-130	31-JAN-12
Bismuth (Bi)-Total			107.4		%		70-130	31-JAN-12
Boron (B)-Total			122.0		%		70-130	31-JAN-12
Calcium (Ca)-Total			N/A	MS-B	%		-	31-JAN-12
Chromium (Cr)-Total			113.8		%		70-130	31-JAN-12
Cobalt (Co)-Total			112.9		%		70-130	31-JAN-12
Copper (Cu)-Total			112.4		%		70-130	31-JAN-12
Iron (Fe)-Total			107.7		%		70-130	31-JAN-12
Lead (Pb)-Total			109.2		%		70-130	31-JAN-12
Lithium (Li)-Total			120.8		%		70-130	31-JAN-12
Magnesium (Mg)-Total			N/A	MS-B	%		-	31-JAN-12
Manganese (Mn)-Total			N/A	MS-B	%		-	31-JAN-12
Molybdenum (Mo)-Total			111.9		%		70-130	31-JAN-12

## Quality Control Report

Workorder: L1108291

Report Date: 10-FEB-12

Page 15 of 18

Test	Matrix	Reference	Result	Qualifier	Units	RPD	Limit	Analyzed
<b>MET-T-MS-TB</b>								
	<b>Water</b>							
<b>Batch</b>	<b>R2319520</b>							
<b>WG1422376-8</b>	<b>MS</b>	<b>L1108291-1</b>						
Nickel (Ni)-Total			110.3		%		70-130	31-JAN-12
Potassium (K)-Total			112.0		%		70-130	31-JAN-12
Selenium (Se)-Total			102.3		%		70-130	31-JAN-12
Silver (Ag)-Total			111.5		%		70-130	31-JAN-12
Sodium (Na)-Total			N/A	MS-B	%		-	31-JAN-12
Strontium (Sr)-Total			N/A	MS-B	%		-	31-JAN-12
Tellurium (Te)-Total			107.9		%		70-130	31-JAN-12
Thallium (Tl)-Total			104.5		%		70-130	31-JAN-12
Tin (Sn)-Total			112.8		%		70-130	31-JAN-12
Titanium (Ti)-Total			113.5		%		70-130	31-JAN-12
Tungsten (W)-Total			107.9		%		70-130	31-JAN-12
Uranium (U)-Total			117.8		%		70-130	31-JAN-12
Vanadium (V)-Total			112.2		%		70-130	31-JAN-12
Zinc (Zn)-Total			108.4		%		70-130	31-JAN-12
Zirconium (Zr)-Total			111.2		%		70-130	31-JAN-12
<b>NH3-COL-TB</b>								
	<b>Water</b>							
<b>Batch</b>	<b>R2319112</b>							
<b>WG1422965-2</b>	<b>LCS</b>							
Ammonia, Total (as N)			96.0		%		85-115	31-JAN-12
<b>WG1422965-1</b>	<b>MB</b>							
Ammonia, Total (as N)			<0.020		mg/L		0.02	31-JAN-12
<b>WG1422965-4</b>	<b>MS</b>	<b>L1107698-10</b>						
Ammonia, Total (as N)			85.7		%		75-125	31-JAN-12
<b>NO2-IC-TB</b>								
	<b>Water</b>							
<b>Batch</b>	<b>R2319683</b>							
<b>WG1422617-3</b>	<b>DUP</b>	<b>L1108291-4</b>						
Nitrite (as N)			<0.020	RPD-NA	mg/L	N/A	20	30-JAN-12
<b>WG1422617-2</b>	<b>LCS</b>							
Nitrite (as N)			96.7		%		85-115	30-JAN-12
<b>WG1422617-1</b>	<b>MB</b>							
Nitrite (as N)			<0.020		mg/L		0.02	30-JAN-12
<b>WG1422617-4</b>	<b>MS</b>	<b>L1108291-4</b>						
Nitrite (as N)			109.0		%		75-115	30-JAN-12
<b>NO3-IC-TB</b>								
	<b>Water</b>							



## Quality Control Report

Workorder: L1108291

Report Date: 10-FEB-12

Page 16 of 18

Test	Matrix	Reference	Result	Qualifier	Units	RPD	Limit	Analyzed
<b>NO3-IC-TB</b>								
<b>Water</b>								
<b>Batch</b>	<b>R2319683</b>							
<b>WG1422617-3</b>	<b>DUP</b>	<b>L1108291-4</b>						
Nitrate (as N)		<0.030	<0.030	RPD-NA	mg/L	N/A	20	30-JAN-12
<b>WG1422617-2</b>	<b>LCS</b>							
Nitrate (as N)			99.8		%		85-115	30-JAN-12
<b>WG1422617-1</b>	<b>MB</b>							
Nitrate (as N)			<0.030		mg/L		0.03	30-JAN-12
<b>WG1422617-4</b>	<b>MS</b>	<b>L1108291-4</b>						
Nitrate (as N)			111.8		%		75-125	30-JAN-12
<b>OGG-TOT-WT</b>								
<b>Water</b>								
<b>Batch</b>	<b>R2323556</b>							
<b>WG1427465-2</b>	<b>LCS</b>							
Oil and Grease, Total			91.4		%		75-120	09-FEB-12
<b>WG1427465-3</b>	<b>LCS</b>	<b>WG1427465-2</b>						
Oil and Grease, Total		91.4	84		%	8.3	45	09-FEB-12
<b>WG1427465-1</b>	<b>MB</b>							
Oil and Grease, Total			<2.0		mg/L		2	09-FEB-12
<b>P-T-COL-TB</b>								
<b>Water</b>								
<b>Batch</b>	<b>R2318454</b>							
<b>WG1422434-2</b>	<b>LCS</b>							
Phosphorus (P)-Total			98.2		%		80-120	30-JAN-12
<b>WG1422434-1</b>	<b>MB</b>							
Phosphorus (P)-Total			<0.0050		mg/L		0.005	30-JAN-12
<b>WG1422434-4</b>	<b>MS</b>	<b>L1107980-1</b>						
Phosphorus (P)-Total			88.2		%		70-130	30-JAN-12
<b>PH-CAP-TB</b>								
<b>Water</b>								
<b>Batch</b>	<b>R2318829</b>							
<b>WG1422377-2</b>	<b>LCS</b>							
pH			5.98		pH		5.9-6.1	27-JAN-12
<b>SO4-IC-TB</b>								
<b>Water</b>								
<b>Batch</b>	<b>R2319683</b>							
<b>WG1422617-3</b>	<b>DUP</b>	<b>L1108291-4</b>						
Sulfate (SO4)		2.19	2.19		mg/L	0.046	20	30-JAN-12
<b>WG1422617-2</b>	<b>LCS</b>							
Sulfate (SO4)			103.1		%		85-115	30-JAN-12
<b>WG1422617-1</b>	<b>MB</b>							
Sulfate (SO4)			<0.30		mg/L		0.3	30-JAN-12
<b>WG1422617-4</b>	<b>MS</b>	<b>L1108291-4</b>						



## Quality Control Report

Workorder: L1108291

Report Date: 10-FEB-12

Page 17 of 18

Test	Matrix	Reference	Result	Qualifier	Units	RPD	Limit	Analyzed
<b>SO4-IC-TB</b>	<b>Water</b>							
Batch	R2319683							
<b>WG1422617-4 MS</b>		<b>L1108291-4</b>						
Sulfate (SO4)			114.9		%		75-125	30-JAN-12
<b>SOLIDS-TOTSUS-TB</b>	<b>Water</b>							
Batch	R2318039							
<b>WG1422099-2 LCS</b>								
Total Suspended Solids			95.8		%		85-115	28-JAN-12
<b>WG1422099-1 MB</b>								
Total Suspended Solids			<2.0		mg/L		2	28-JAN-12
Batch	R2319507							
<b>WG1423507-2 LCS</b>								
Total Suspended Solids			96.0		%		85-115	01-FEB-12
<b>WG1423507-1 MB</b>								
Total Suspended Solids			<2.0		mg/L		2	01-FEB-12

# Quality Control Report

Workorder: L1108291

Report Date: 10-FEB-12

Page 18 of 18

## Legend:

---

Limit	ALS Control Limit (Data Quality Objectives)
DUP	Duplicate
RPD	Relative Percent Difference
N/A	Not Available
LCS	Laboratory Control Sample
SRM	Standard Reference Material
MS	Matrix Spike
MSD	Matrix Spike Duplicate
ADE	Average Desorption Efficiency
MB	Method Blank
IRM	Internal Reference Material
CRM	Certified Reference Material
CCV	Continuing Calibration Verification
CVS	Calibration Verification Standard
LCSD	Laboratory Control Sample Duplicate

## Sample Parameter Qualifier Definitions:

---

Qualifier	Description
J	Duplicate results and limits are expressed in terms of absolute difference.
MS-B	Matrix Spike recovery could not be accurately calculated due to high analyte background in sample.
RPD-NA	Relative Percent Difference Not Available due to result(s) being less than detection limit.

---

## Hold Time Exceedances:

All test results reported with this submission were conducted within ALS recommended hold times.

ALS recommended hold times may vary by province. They are assigned to meet known provincial and/or federal government requirements. In the absence of regulatory hold times, ALS establishes recommendations based on guidelines published by the US EPA, APHA Standard Methods, or Environment Canada (where available). For more information, please contact ALS.

---

The ALS Quality Control Report is provided to ALS clients upon request. ALS includes comprehensive QC checks with every analysis to ensure our high standards of quality are met. Each QC result has a known or expected target value, which is compared against pre-determined data quality objectives to provide confidence in the accuracy of associated test results.

Please note that this report may contain QC results from anonymous Sample Duplicates and Matrix Spikes that do not originate from this Work Order.



L1108291

COC # L1108291

<b>Report to</b>	<b>Report Format / Distribution</b>	<b>Service Requested (Rush for routine analysis subject to availability)</b>
Company: Treasury Metals	<input checked="" type="checkbox"/> Standard <input type="checkbox"/> Other (specify):	<input checked="" type="checkbox"/> Regular (Default)
Contact: Mac Potter	<input checked="" type="checkbox"/> PDF <input checked="" type="checkbox"/> Excel <input type="checkbox"/> Digital <input type="checkbox"/> Fax	<input type="checkbox"/> Priority (Specify Date Required → →) <span style="float:right">Surcharges apply</span>
Address: 899 Tree Nursery Rd Wabigoon ON P0V 2W0	Email 1: mac@treasurymetals.com	<input type="checkbox"/> Emergency (1 Business Day) - 100% Surcharge
Phone: 807-223-6191 Fax:	Email 2: lritchie@dstgroup.com	<input type="checkbox"/> For Emergency < 1 Day, ASAP or Weekend - Contact ALS

<b>Invoice To</b> Same as Report? <input checked="" type="checkbox"/> Yes <input type="checkbox"/> No (write address below)	<b>Client / Project Information</b>	<b>Analysis Request</b>											
<b>THE QUESTIONS BELOW MUST BE ANSWERED FOR WATER SAMPLES (circle Yes or No)</b>	Job #: M09706A01	Please indicate below Filtered, Preserved or both (F, P, F/P)											
Are any samples taken from a regulated DW System? Yes <input type="checkbox"/> No <input checked="" type="checkbox"/>	PO / AFE: M02010 - P0115	Alkalinity, pH, Conductivity	Cl, NO2, NO3, SO4	Acidity, TSS	TOT Cyanide	WAD Cyanide	CN-FREE-COL-VA	NH4, Total Phosphorus	OGG	Total Metals + Hg	Dissolved Metals + Hg	Hardness	Number of Containers
If yes, an authorized Drinking Water COC MUST be used for this submission.	LSD: Goliath Project												
Is the water sampled Intended to be potable for human consumption? Yes <input type="checkbox"/> No <input checked="" type="checkbox"/>	Quote #: Q32690												
Lab Work Order # (lab use only)	ALS <b>KAREN</b> Contact: <b>MP LR</b> Sampler: <b>MP LR</b>												

Sample #	Sample Identification (This description will appear on the report)	Date (dd-mmm-yy)	Time (hh:mm)	Sample Type	Alkalinity, pH, Conductivity	Cl, NO2, NO3, SO4	Acidity, TSS	TOT Cyanide	WAD Cyanide	CN-FREE-COL-VA	NH4, Total Phosphorus	OGG	Total Metals + Hg	Dissolved Metals + Hg	Hardness	Number of Containers
1	<del>SW2</del> SW3	25/01/12	X	Water	X	X	X	X	X	X	X	X	X	X	X	9
2	SW3 TL3	25/01/12	X	Water	X	X	X	X	X	X	X	X	X	X	X	9
3	SW1	25/01/12	X	Water	X	X	X	X	X	X	X	X	X	X	X	9
4	SW4	26/01/12	X	Water	X	X	X	X	X	X	X	X	X	X	X	9
5	SW6	26/01/12	X	Water	X	X	X	X	X	X	X	X	X	X	X	9
6	SW5	26/01/12	X	Water	X	X	X	X	X	X	X	X	X	X	X	9
7	SW9	26/01/12	X	Water	X	X	X	X	X	X	X	X	X	X	X	8
8	SW10	* 26/01/12	X	Water	X	X	X	X	X	X	X	X	X	X	X	* 9
9	SW7	* 27/01/12	X	Water	X	X	X	X	X	X	X	X	X	X	X	* 9
10	SW8	* 27/01/12	X	Water	X	X	X	X	X	X	X	X	X	X	X	* 9
11	SW103	26/01/12	X	Water	X	X	X	X	X	X	X	X	X	X	X	9
12	SW42	26/01/12	X	Water	X	X	X	X	X	X	X	X	X	X	X	9

**Special Instructions / Regulations / Hazardous Details**

Reg 153 Table 1 2 3 TCLP MISA **PWQO** OTHER (please specify): \* No Nitric Acid preservative added to Total / Dissolved metals.  
 Circle one - Note drinking water samples MUST USE DW Chain of Custody Note one vial added to SW10

Failure to complete all portions of this form may delay analysis. Please fill in this form LEGIBLY.  
 By the use of this form the user acknowledges and agrees with the Terms and Conditions as specified on the back page of the white - report copy.

SHIPMENT RELEASE (client use)			SHIPMENT RECEPTION (lab use only)				SHIPMENT VERIFICATION (lab use only)			
Released by: <u>MALLENZIE POTTER</u>	Date: <u>25/01/12</u>	Time: <u>9:00AM</u>	Received by: <u>VB</u>	Date: <u>27 JAN 12</u>	Time: <u>15:05</u>	Temperature: <u>F °C</u>	Verified by: <u>VB</u>	Date: <u>27 JAN 12</u>	Time: <u>15:05</u>	Observations: <u>Yes/No?</u> If Yes add SIF

SEE SIF.



### Sample Integrity Form

This report summarizes some deficiencies found in your recent submission, and the actions that will be taken unless you contact us to make specific instructions.

Date Received: <b>27 JAN-12</b>		Client: <b>TREASURY METALS</b>	
Completed by (initial) <b>LB</b>		Submission ID: L# or Other Identifying Mark <b>L1108291</b>	
<b>1</b>	<b>Deficiency Found:</b>	<b>Without further instruction, We WILL:</b>	<b>2</b>
	Samples under Regulation not circled yes or no	Proceed with samples as not from a regulated drinking water system and not intended for human consumption	
	Chain of Custody Questions Not Answered or Not on the Chain of Custody	Proceed with samples as not from a regulated drinking water system but intended for human consumption	
	Analyses requested not completed on Chain of Custody	Proceed to follow information on the chain of custody unless you specify otherwise	
	Sample was received with a temperature higher then 20°C (Microbiology)	Proceed to follow information on the bottle(s) unless you specify otherwise	
	COC information is incomplete or illegible	Proceed with analysis - Results may be qualified	
	COC not signed and dated by client	Preserve and proceed with analysis	
	Regulated Sample Type(s) not indicated on the Chain of Custody	Proceed with the samples as regulated unless specified otherwise	
	Sample Description not clearly indicated on Chain of Custody	Advise you resample for deficient sample(s)	
	COC information does not match bottle label	Proceed with analysis of (remaining) sample(s)	
	Analysis Required not listed or clearly specified	Proceed with regular testing from previous submissions unless you specify otherwise	
	No COC accompanying the submission	<b>Further Comments/Specifics:</b> Sample time not on COC or sample bottles. Will proceed with sample time as 00:00. "Travel Blank" not on COC. Will proceed with analysis. "SW10", "SW7" & "SW8" was received unpreserved. Will preserve and proceed with analysis. "Dissolved mercury" submitted for "SW9" but crossed out on COC. Will proceed with analysis of dissolved mercury.	
	Sample Bottle labeling issue (label is missing, blank, or doesn't match COC)		
	Wrong Sample Bottle used		
	Sample received after analytical hold time has been exceeded		
	Filter and Preserve at Lab		
	Sample bottle found broken when received		
	Sample received with headspace		
	Insufficient number of bottles or sample volume provided		
	Sample Received Unpreserved		
	Bottles in shipment but not listed on chain of custody		
	Sample < Freezing Point (contains ice crystals or frozen)		
	Bottles listed on chain of custody but missing in shipment		
<b>← If Checked HERE, you NEED to contact the laboratory for further discussion</b> <b>Samples received frozen - run and Code.</b>			

For more information or to contact the laboratory: Login CSS 800-668-9878

ADDRESS 1081 Barton Street, Thunder Bay, Ontario, Canada P7B 5N3 | PHONE +1 807 623 6463 | FAX +1 807 623 7598  
 ALS CANADA LIMITED Part of the ALS Laboratory Group A Campbell Brothers Limited Company



www.alsglobal.com

RIGHT SOLUTIONS RIGHT PARTNER





TREASURY METALS INC.  
ATTN: Mac Potter  
P.O. Box 789  
Dryden ON P8N 2Z4

Date Received: 09-APR-12  
Report Date: 18-APR-12 16:05 (MT)  
Version: FINAL

Client Phone: 807-938-6961

## Certificate of Analysis

**Lab Work Order #:** L1132288  
**Project P.O. #:** M02010-P0115  
**Job Reference:** M09706A01  
**C of C Numbers:**  
**Legal Site Desc:** GOLIATH PROJECT

  
\_\_\_\_\_  
Karen Rutledge  
Account Manager

[This report shall not be reproduced except in full without the written authority of the Laboratory.]

ADDRESS: 1081 Barton Street, Thunder Bay, ON P7B 5N3 Canada | Phone: +1 807 623 6463 | Fax: +1 807 623 7598  
ALS CANADA LTD Part of the ALS Group A Campbell Brothers Limited Company

## ALS ENVIRONMENTAL ANALYTICAL REPORT

		Sample ID	L1132288-1	L1132288-2	L1132288-3	L1132288-4	L1132288-5
		Description	WATER	WATER	WATER	WATER	WATER
		Sampled Date	05-APR-12	05-APR-12	05-APR-12	05-APR-12	05-APR-12
		Sampled Time	11:30	09:30	10:00	11:00	08:30
		Client ID	JCTA	SW8	SW7	SW9	SW10
Grouping	Analyte						
<b>WATER</b>							
<b>Physical Tests</b>	Conductivity (EC) (uS/cm)		59.2	47.9	87.9	72.0	50.0
	Hardness (as CaCO3) (mg/L)		24.2	18.3	36.3	32.2	21.5
	pH (pH)		6.95	6.84	7.64	7.17	6.94
	Total Suspended Solids (mg/L)		7.9	35.4	33.0	8.0	16.1
<b>Anions and Nutrients</b>	Acidity (as CaCO3) (mg/L)		4.8	3.6	2.2	5.4	3.8
	Alkalinity, Total (as CaCO3) (mg/L CaCO3)		18.3	12.1	37.6	27.0	14.8
	Ammonia, Total (as N) (mg/L)		<0.020	<0.020	0.020	<0.020	<0.020
	Chloride (Cl) (mg/L)		0.61	0.18	0.16	0.23	0.24
	Nitrate (as N) (mg/L)		0.071	0.103	0.043	0.161	0.078
	Nitrite (as N) (mg/L)		<0.020	<0.020	<0.020	<0.020	<0.020
	Phosphorus (P)-Total (mg/L)		0.0216	0.0347	0.0284	0.0149	0.0211
	Sulfate (SO4) (mg/L)		3.55	3.13	1.06	1.73	3.88
<b>Cyanides</b>	Cyanide, Weak Acid Diss (mg/L)		<0.0020	<0.0020	<0.0020	<0.0020	<0.0020
	Cyanide, Total (mg/L)		<0.0020	<0.0020	<0.0020	<0.0020	<0.0020
	Cyanide, Free (mg/L)		<0.0050	<0.0050	<0.0050	<0.0050	<0.0050
<b>Total Metals</b>	Aluminum (Al)-Total (mg/L)		0.266	0.316	0.100	0.141	0.189
	Antimony (Sb)-Total (mg/L)		<0.00060	<0.00060	<0.00060	<0.00060	<0.00060
	Arsenic (As)-Total (mg/L)		<0.0010	<0.0010	<0.0010	<0.0010	<0.0010
	Barium (Ba)-Total (mg/L)		<0.010	<0.010	0.012	<0.010	<0.010
	Beryllium (Be)-Total (mg/L)		<0.0010	<0.0010	<0.0010	<0.0010	<0.0010
	Bismuth (Bi)-Total (mg/L)		<0.0010	<0.0010	<0.0010	<0.0010	<0.0010
	Boron (B)-Total (mg/L)		<0.050	<0.050	<0.050	<0.050	<0.050
	Cadmium (Cd)-Total (mg/L)		<0.000017	<0.000017	<0.000017	<0.000017	<0.000017
	Calcium (Ca)-Total (mg/L)		7.12	5.76	10.7	9.61	7.50
	Chromium (Cr)-Total (mg/L)		<0.0010	<0.0010	<0.0010	<0.0010	<0.0010
	Cobalt (Co)-Total (mg/L)		<0.00050	<0.00050	<0.00050	<0.00050	<0.00050
	Copper (Cu)-Total (mg/L)		<0.0010	0.0013	<0.0010	<0.0010	<0.0010
	Iron (Fe)-Total (mg/L)		0.316	0.474	0.586	0.315	0.862
	Lead (Pb)-Total (mg/L)		<0.0010	<0.0010	<0.0010	<0.0010	<0.0010
	Lithium (Li)-Total (mg/L)		<0.050	<0.050	<0.050	<0.050	<0.050
	Magnesium (Mg)-Total (mg/L)		2.06	0.865	1.06	1.87	0.905
	Manganese (Mn)-Total (mg/L)		0.0108	0.0177	0.0767	0.0294	0.0302
	Mercury (Hg)-Total (mg/L)		<0.00010	<0.00010	<0.00010	<0.00010	<0.00010
	Molybdenum (Mo)-Total (mg/L)		<0.0010	<0.0010	<0.0010	<0.0010	<0.0010
	Nickel (Ni)-Total (mg/L)		<0.0020	<0.0020	<0.0020	<0.0020	<0.0020
	Potassium (K)-Total (mg/L)		0.60	<0.50	<0.50	1.04	<0.50
Selenium (Se)-Total (mg/L)		<0.0010	<0.0010	<0.0010	<0.0010	<0.0010	

\* Please refer to the Reference Information section for an explanation of any qualifiers detected.

## ALS ENVIRONMENTAL ANALYTICAL REPORT

		Sample ID	L1132288-6	L1132288-7	L1132288-8	L1132288-9	L1132288-10
		Description	WATER	WATER	WATER	WATER	WATER
		Sampled Date	04-APR-12	04-APR-12	04-APR-12	04-APR-12	04-APR-12
		Sampled Time	16:00	15:30	15:00	14:15	14:00
		Client ID	SW1	SW3	SW2	TL2A	TL3
Grouping	Analyte						
<b>WATER</b>							
<b>Physical Tests</b>	Conductivity (EC) (uS/cm)		59.0	111	139	88.0	64.3
	Hardness (as CaCO3) (mg/L)		24.9	38.4	56.5	37.1	28.1
	pH (pH)		7.08	7.53	7.56	7.22	7.16
	Total Suspended Solids (mg/L)		2.6	2.7	5.9	122	44.6
<b>Anions and Nutrients</b>	Acidity (as CaCO3) (mg/L)		4.0	3.4	5.6	5.4	2.4
	Alkalinity, Total (as CaCO3) (mg/L CaCO3)		20.6	34.1	50.0	33.0	20.7
	Ammonia, Total (as N) (mg/L)		<0.020	<0.020	<0.020	0.021	<0.020
	Chloride (Cl) (mg/L)		0.36	7.65	4.58	0.50	0.86
	Nitrate (as N) (mg/L)		0.169	0.115	0.122	<0.030	0.135
	Nitrite (as N) (mg/L)		<0.020	<0.020	<0.020	<0.020	<0.020
	Phosphorus (P)-Total (mg/L)		0.0176	0.0193	0.0829	0.0940	0.0534
	Sulfate (SO4) (mg/L)		1.96	2.76	5.33	3.12	3.57
<b>Cyanides</b>	Cyanide, Weak Acid Diss (mg/L)		<0.0020	<0.0020	<0.0020	<0.0020	<0.0020
	Cyanide, Total (mg/L)		<0.0020	<0.0020	<0.0020	<0.0020	<0.0020
	Cyanide, Free (mg/L)		<0.0050	<0.0050	<0.0050	<0.0050	<0.0050
<b>Total Metals</b>	Aluminum (Al)-Total (mg/L)		0.107	0.0779	0.982	1.77	0.882
	Antimony (Sb)-Total (mg/L)		<0.00060	<0.00060	<0.00060	<0.00060	<0.00060
	Arsenic (As)-Total (mg/L)		<0.0010	<0.0010	<0.0010	<0.0010	<0.0010
	Barium (Ba)-Total (mg/L)		<0.010	<0.010	0.015	0.019	0.012
	Beryllium (Be)-Total (mg/L)		<0.0010	<0.0010	<0.0010	<0.0010	<0.0010
	Bismuth (Bi)-Total (mg/L)		<0.0010	<0.0010	<0.0010	<0.0010	<0.0010
	Boron (B)-Total (mg/L)		<0.050	<0.050	<0.050	<0.050	<0.050
	Cadmium (Cd)-Total (mg/L)		<0.000017	<0.000017	<0.000017	0.000019	<0.000017
	Calcium (Ca)-Total (mg/L)		6.21	11.8	18.2	9.10	6.92
	Chromium (Cr)-Total (mg/L)		<0.0010	<0.0010	0.0016	0.0034	0.0017
	Cobalt (Co)-Total (mg/L)		<0.00050	<0.00050	<0.00050	0.00103	0.00055
	Copper (Cu)-Total (mg/L)		<0.0010	0.0010	0.0033	0.0074	0.0023
	Iron (Fe)-Total (mg/L)		0.234	0.233	0.716	2.00	0.998
	Lead (Pb)-Total (mg/L)		<0.0010	<0.0010	<0.0010	0.0018	<0.0010
	Lithium (Li)-Total (mg/L)		<0.050	<0.050	<0.050	<0.050	<0.050
	Magnesium (Mg)-Total (mg/L)		1.43	2.10	3.58	3.14	2.07
	Manganese (Mn)-Total (mg/L)		0.0105	0.0189	0.0154	0.0623	0.0355
	Mercury (Hg)-Total (mg/L)		<0.00010	<0.00010	<0.00010	<0.00010	<0.00010
	Molybdenum (Mo)-Total (mg/L)		<0.0010	<0.0010	<0.0010	<0.0010	<0.0010
	Nickel (Ni)-Total (mg/L)		<0.0020	<0.0020	<0.0020	0.0027	<0.0020
	Potassium (K)-Total (mg/L)		0.83	0.76	1.44	2.27	0.86
Selenium (Se)-Total (mg/L)		<0.0010	<0.0010	<0.0010	<0.0010	<0.0010	

\* Please refer to the Reference Information section for an explanation of any qualifiers detected.

## ALS ENVIRONMENTAL ANALYTICAL REPORT

		Sample ID	L1132288-11	L1132288-12	L1132288-13	L1132288-14
		Description	WATER	WATER	WATER	WATER
		Sampled Date	04-APR-12	04-APR-12	05-APR-12	04-APR-12
		Sampled Time	13:05	16:05	08:15	13:05
		Client ID	TL1A	SW1S	SW10S	TRAVEL BLANK
Grouping	Analyte					
<b>WATER</b>						
<b>Physical Tests</b>	Conductivity (EC) (uS/cm)		43.2	58.5	<3.0	<3.0
	Hardness (as CaCO3) (mg/L)		17.6	25.0	<0.51	<0.51
	pH (pH)		6.69	7.11	5.46	5.51
	Total Suspended Solids (mg/L)		8.0	<2.0	<2.0	<2.0
<b>Anions and Nutrients</b>	Acidity (as CaCO3) (mg/L)		5.0	3.6	<2.0	<2.0
	Alkalinity, Total (as CaCO3) (mg/L CaCO3)		10.7	21.2	<5.0	<5.0
	Ammonia, Total (as N) (mg/L)		<0.020	<0.020	<0.020	<0.020
	Chloride (Cl) (mg/L)		0.44	0.38	<0.10	<0.10
	Nitrate (as N) (mg/L)		0.109	0.132	<0.030	<0.030
	Nitrite (as N) (mg/L)		<0.020	<0.020	<0.020	<0.020
	Phosphorus (P)-Total (mg/L)		0.0518	0.0172	<0.0050	<0.0050
	Sulfate (SO4) (mg/L)		3.60	1.97	<0.30	<0.30
<b>Cyanides</b>	Cyanide, Weak Acid Diss (mg/L)		<0.0020	<0.0020	<0.0020	<0.0020
	Cyanide, Total (mg/L)		<0.0020	<0.0020	<0.0020	<0.0020
	Cyanide, Free (mg/L)		<0.0050	<0.0050	<0.0050	<0.0050
<b>Total Metals</b>	Aluminum (Al)-Total (mg/L)		0.222	0.113	<0.0050	<0.0050
	Antimony (Sb)-Total (mg/L)		<0.00060	<0.00060	<0.00060	<0.00060
	Arsenic (As)-Total (mg/L)		<0.0010	<0.0010	<0.0010	<0.0010
	Barium (Ba)-Total (mg/L)		<0.010	<0.010	<0.010	<0.010
	Beryllium (Be)-Total (mg/L)		<0.0010	<0.0010	<0.0010	<0.0010
	Bismuth (Bi)-Total (mg/L)		<0.0010	<0.0010	<0.0010	<0.0010
	Boron (B)-Total (mg/L)		<0.050	<0.050	<0.050	<0.050
	Cadmium (Cd)-Total (mg/L)		<0.000017	<0.000017	<0.000017	<0.000017
	Calcium (Ca)-Total (mg/L)		4.10	7.76	<0.20	<0.20
	Chromium (Cr)-Total (mg/L)		<0.0010	<0.0010	<0.0010	<0.0010
	Cobalt (Co)-Total (mg/L)		<0.00050	<0.00050	<0.00050	<0.00050
	Copper (Cu)-Total (mg/L)		<0.0010	<0.0010	<0.0010	<0.0010
	Iron (Fe)-Total (mg/L)		0.353	0.205	<0.020	<0.020
	Lead (Pb)-Total (mg/L)		<0.0010	<0.0010	<0.0010	<0.0010
	Lithium (Li)-Total (mg/L)		<0.050	<0.050	<0.050	<0.050
	Magnesium (Mg)-Total (mg/L)		1.09	1.74	<0.020	<0.020
	Manganese (Mn)-Total (mg/L)		0.0075	0.0083	<0.0010	<0.0010
	Mercury (Hg)-Total (mg/L)		<0.00010	<0.00010	<0.00010	<0.00010
	Molybdenum (Mo)-Total (mg/L)		<0.0010	<0.0010	<0.0010	<0.0010
	Nickel (Ni)-Total (mg/L)		<0.0020	<0.0020	<0.0020	<0.0020
	Potassium (K)-Total (mg/L)		<0.50	0.69	<0.50	<0.50
Selenium (Se)-Total (mg/L)		<0.0010	<0.0010	<0.0010	<0.0010	

\* Please refer to the Reference Information section for an explanation of any qualifiers detected.

## ALS ENVIRONMENTAL ANALYTICAL REPORT

Sample ID Description Sampled Date Sampled Time Client ID	L1132288-1 WATER 05-APR-12 11:30 JCTA	L1132288-2 WATER 05-APR-12 09:30 SW8	L1132288-3 WATER 05-APR-12 10:00 SW7	L1132288-4 WATER 05-APR-12 11:00 SW9	L1132288-5 WATER 05-APR-12 08:30 SW10	
Grouping	Analyte					
<b>WATER</b>						
<b>Total Metals</b>	Silver (Ag)-Total (mg/L)	<0.00010	<0.00010	<0.00010	<0.00010	<0.00010
	Sodium (Na)-Total (mg/L)	1.27	0.82	0.57	1.44	1.00
	Strontium (Sr)-Total (mg/L)	0.0154	0.0097	0.0166	0.0162	0.0119
	Tellurium (Te)-Total (mg/L)	<0.0010	<0.0010	<0.0010	<0.0010	<0.0010
	Thallium (Tl)-Total (mg/L)	<0.00030	<0.00030	<0.00030	<0.00030	<0.00030
	Tin (Sn)-Total (mg/L)	<0.0010	<0.0010	<0.0010	<0.0010	<0.0010
	Titanium (Ti)-Total (mg/L)	0.0063	0.0112	0.0055	0.0038	0.0049
	Tungsten (W)-Total (mg/L)	<0.010	<0.010	<0.010	<0.010	<0.010
	Uranium (U)-Total (mg/L)	<0.0050	<0.0050	<0.0050	<0.0050	<0.0050
	Vanadium (V)-Total (mg/L)	<0.0010	<0.0010	<0.0010	<0.0010	<0.0010
	Zinc (Zn)-Total (mg/L)	<0.0030	<0.0030 <sup>RRV</sup>	<0.0030	<0.0030	<0.0030
	Zirconium (Zr)-Total (mg/L)	<0.0010	<0.0010	<0.0010	<0.0010	<0.0010
<b>Dissolved Metals</b>	Aluminum (Al)-Dissolved (mg/L)	0.119	0.164	0.0068	0.103	0.147
	Antimony (Sb)-Dissolved (mg/L)	<0.00060	<0.00060	<0.00060	<0.00060	<0.00060
	Arsenic (As)-Dissolved (mg/L)	<0.0010	<0.0010	<0.0010	<0.0010	<0.0010
	Barium (Ba)-Dissolved (mg/L)	<0.010	<0.010	0.012	<0.010	<0.010
	Beryllium (Be)-Dissolved (mg/L)	<0.0010	<0.0010	<0.0010	<0.0010	<0.0010
	Bismuth (Bi)-Dissolved (mg/L)	<0.0010	<0.0010	<0.0010	<0.0010	<0.0010
	Boron (B)-Dissolved (mg/L)	<0.050	<0.050	<0.050	<0.050	<0.050
	Cadmium (Cd)-Dissolved (mg/L)	<0.000017 <sup>RRV</sup>	<0.000017 <sup>RRV</sup>	<0.000017	<0.000017 <sup>RRV</sup>	<0.000017 <sup>RRV</sup>
	Calcium (Ca)-Dissolved (mg/L)	6.71 <sup>RRV</sup>	5.61 <sup>RRV</sup>	12.7	9.24 <sup>RRV</sup>	6.86 <sup>RRV</sup>
	Chromium (Cr)-Dissolved (mg/L)	<0.0010	<0.0010	<0.0010	<0.0010	<0.0010
	Cobalt (Co)-Dissolved (mg/L)	<0.00050	<0.00050	<0.00050	<0.00050	<0.00050
	Copper (Cu)-Dissolved (mg/L)	0.0011	0.0014	<0.0010	<0.0010	<0.0010
	Iron (Fe)-Dissolved (mg/L)	0.226	0.309	0.205	0.187	0.544
	Lead (Pb)-Dissolved (mg/L)	<0.0010	<0.0010	<0.0010	<0.0010	<0.0010
	Lithium (Li)-Dissolved (mg/L)	<0.050	<0.050	<0.050	<0.050	<0.050
	Magnesium (Mg)-Dissolved (mg/L)	1.82 <sup>RRV</sup>	1.04	1.13	2.21	1.06
	Manganese (Mn)-Dissolved (mg/L)	0.0120	0.0147	0.0315	0.0140	0.0249
	Mercury (Hg)-Dissolved (mg/L)	<0.00010	<0.00010	<0.00010	<0.00010	<0.00010
	Molybdenum (Mo)-Dissolved (mg/L)	<0.0010	<0.0010	<0.0010	<0.0010	<0.0010
	Nickel (Ni)-Dissolved (mg/L)	<0.0020	<0.0020	<0.0020	<0.0020	<0.0020
	Potassium (K)-Dissolved (mg/L)	0.81	0.64	0.54	1.26	0.55
	Selenium (Se)-Dissolved (mg/L)	<0.0010	<0.0010	<0.0010	<0.0010	<0.0010
	Silver (Ag)-Dissolved (mg/L)	<0.00010 <sup>RRV</sup>	<0.00010 <sup>RRV</sup>	<0.00010	<0.00010 <sup>RRV</sup>	<0.00010 <sup>RRV</sup>
	Sodium (Na)-Dissolved (mg/L)	1.25 <sup>RRV</sup>	0.87 <sup>RRV</sup>	0.71	1.44 <sup>RRV</sup>	1.01 <sup>RRV</sup>
	Strontium (Sr)-Dissolved (mg/L)	0.0145 <sup>RRV</sup>	0.0115	0.0172	0.0180	0.0133

\* Please refer to the Reference Information section for an explanation of any qualifiers detected.

## ALS ENVIRONMENTAL ANALYTICAL REPORT

Sample ID Description Sampled Date Sampled Time Client ID	L1132288-6 WATER 04-APR-12 16:00 SW1	L1132288-7 WATER 04-APR-12 15:30 SW3	L1132288-8 WATER 04-APR-12 15:00 SW2	L1132288-9 WATER 04-APR-12 14:15 TL2A	L1132288-10 WATER 04-APR-12 14:00 TL3	
Grouping	Analyte					
<b>WATER</b>						
<b>Total Metals</b>	Silver (Ag)-Total (mg/L)	<0.00010	<0.00010	<0.00010	0.00083	<0.00010
	Sodium (Na)-Total (mg/L)	0.89	4.99	4.09	1.49	1.37
	Strontium (Sr)-Total (mg/L)	0.0117	0.0199	0.0256	0.0227	0.0165
	Tellurium (Te)-Total (mg/L)	<0.0010	<0.0010	<0.0010	<0.0010	<0.0010
	Thallium (Tl)-Total (mg/L)	<0.00030	<0.00030	<0.00030	<0.00030	<0.00030
	Tin (Sn)-Total (mg/L)	<0.0010	<0.0010	<0.0010	<0.0010	<0.0010
	Titanium (Ti)-Total (mg/L)	0.0033	0.0028	0.0306	0.0724	0.0339
	Tungsten (W)-Total (mg/L)	<0.010	<0.010	<0.010	<0.010	<0.010
	Uranium (U)-Total (mg/L)	<0.0050	<0.0050	<0.0050	<0.0050	<0.0050
	Vanadium (V)-Total (mg/L)	<0.0010	<0.0010	0.0020	0.0032	0.0018
	Zinc (Zn)-Total (mg/L)	<0.0030	<0.0030	0.0045	0.0112	0.0044 <sup>RRV</sup>
	Zirconium (Zr)-Total (mg/L)	<0.0010	<0.0010	<0.0010	<0.0010	<0.0010
<b>Dissolved Metals</b>	Aluminum (Al)-Dissolved (mg/L)	0.0583	0.0318	0.123	0.138	0.295
	Antimony (Sb)-Dissolved (mg/L)	<0.00060	<0.00060	<0.00060	<0.00060	<0.00060
	Arsenic (As)-Dissolved (mg/L)	<0.0010	<0.0010	<0.0010	<0.0010	<0.0010
	Barium (Ba)-Dissolved (mg/L)	<0.010	<0.010	<0.010	<0.010	<0.010
	Beryllium (Be)-Dissolved (mg/L)	<0.0010	<0.0010	<0.0010	<0.0010	<0.0010
	Bismuth (Bi)-Dissolved (mg/L)	<0.0010	<0.0010	<0.0010	<0.0010	<0.0010
	Boron (B)-Dissolved (mg/L)	<0.050	<0.050	<0.050	<0.050	<0.050
	Cadmium (Cd)-Dissolved (mg/L)	<0.000017	<0.000017 <sup>RRV</sup>	<0.000017 <sup>RRV</sup>	<0.000017	<0.000017
	Calcium (Ca)-Dissolved (mg/L)	7.35	11.3	15.8	10.0	7.74
	Chromium (Cr)-Dissolved (mg/L)	<0.0010	<0.0010	<0.0010	<0.0010	<0.0010
	Cobalt (Co)-Dissolved (mg/L)	<0.00050	<0.00050	<0.00050	<0.00050	<0.00050
	Copper (Cu)-Dissolved (mg/L)	<0.0010	0.0012	0.0032	0.0015	0.0017
	Iron (Fe)-Dissolved (mg/L)	0.134	0.147	0.069	0.310	0.391
	Lead (Pb)-Dissolved (mg/L)	<0.0010	<0.0010	<0.0010	<0.0010	<0.0010
	Lithium (Li)-Dissolved (mg/L)	<0.050	<0.050	<0.050	<0.050	<0.050
	Magnesium (Mg)-Dissolved (mg/L)	1.59	2.45	4.15	2.94	2.12
	Manganese (Mn)-Dissolved (mg/L)	0.0096	0.0166	0.0079	0.0226	0.0261
	Mercury (Hg)-Dissolved (mg/L)	<0.00010	<0.00010	<0.00010	<0.00010	<0.00010
	Molybdenum (Mo)-Dissolved (mg/L)	<0.0010	<0.0010	<0.0010	<0.0010	<0.0010
	Nickel (Ni)-Dissolved (mg/L)	<0.0020	<0.0020	<0.0020	<0.0020	<0.0020
	Potassium (K)-Dissolved (mg/L)	0.94	0.93	1.56	1.98	0.85
	Selenium (Se)-Dissolved (mg/L)	<0.0010	<0.0010	<0.0010	<0.0010	<0.0010
	Silver (Ag)-Dissolved (mg/L)	<0.00010	<0.00010 <sup>RRV</sup>	<0.00010 <sup>RRV</sup>	<0.00010	<0.00010 <sup>RRV</sup>
	Sodium (Na)-Dissolved (mg/L)	1.07	4.89	3.79	1.72	1.47
	Strontium (Sr)-Dissolved (mg/L)	0.0132	0.0238	0.0287	0.0207	0.0156

\* Please refer to the Reference Information section for an explanation of any qualifiers detected.

## ALS ENVIRONMENTAL ANALYTICAL REPORT

		Sample ID	L1132288-11	L1132288-12	L1132288-13	L1132288-14
		Description	WATER	WATER	WATER	WATER
		Sampled Date	04-APR-12	04-APR-12	05-APR-12	04-APR-12
		Sampled Time	13:05	16:05	08:15	13:05
		Client ID	TL1A	SW1S	SW10S	TRAVEL BLANK
Grouping	Analyte					
<b>WATER</b>						
<b>Total Metals</b>	Silver (Ag)-Total (mg/L)		<0.00010	<0.00010	<0.00010	<0.00010
	Sodium (Na)-Total (mg/L)		0.96	1.11	<0.10	<0.10
	Strontium (Sr)-Total (mg/L)		0.0096	0.0144	<0.0010	<0.0010
	Tellurium (Te)-Total (mg/L)		<0.0010	<0.0010	<0.0010	<0.0010
	Thallium (Tl)-Total (mg/L)		<0.00030	<0.00030	<0.00030	<0.00030
	Tin (Sn)-Total (mg/L)		<0.0010	<0.0010	<0.0010	<0.0010
	Titanium (Ti)-Total (mg/L)		0.0063	0.0039	<0.0020	<0.0020
	Tungsten (W)-Total (mg/L)		<0.010	<0.010	<0.010	<0.010
	Uranium (U)-Total (mg/L)		<0.0050	<0.0050	<0.0050	<0.0050
	Vanadium (V)-Total (mg/L)		<0.0010	<0.0010	<0.0010	<0.0010
	Zinc (Zn)-Total (mg/L)		<0.0030 <sup>RRV</sup>	<0.0030	<0.0030	<0.0030
	Zirconium (Zr)-Total (mg/L)		<0.0010	<0.0010	<0.0010	<0.0010
<b>Dissolved Metals</b>	Aluminum (Al)-Dissolved (mg/L)		0.128	0.0577	<0.0050	<0.0050
	Antimony (Sb)-Dissolved (mg/L)		<0.00060	<0.00060	<0.00060	<0.00060
	Arsenic (As)-Dissolved (mg/L)		<0.0010	<0.0010	<0.0010	<0.0010
	Barium (Ba)-Dissolved (mg/L)		<0.010	<0.010	<0.010	<0.010
	Beryllium (Be)-Dissolved (mg/L)		<0.0010	<0.0010	<0.0010	<0.0010
	Bismuth (Bi)-Dissolved (mg/L)		<0.0010	<0.0010	<0.0010	<0.0010
	Boron (B)-Dissolved (mg/L)		<0.050	<0.050	<0.050	<0.050
	Cadmium (Cd)-Dissolved (mg/L)		<0.000017	<0.000017 <sup>RRV</sup>	<0.000017	<0.000017
	Calcium (Ca)-Dissolved (mg/L)		4.98	7.41	<0.20	<0.20
	Chromium (Cr)-Dissolved (mg/L)		<0.0010	<0.0010	<0.0010	<0.0010
	Cobalt (Co)-Dissolved (mg/L)		<0.00050	<0.00050	<0.00050	<0.00050
	Copper (Cu)-Dissolved (mg/L)		0.0014	<0.0010	<0.0010	<0.0010
	Iron (Fe)-Dissolved (mg/L)		0.231	0.130	<0.020	<0.020
	Lead (Pb)-Dissolved (mg/L)		<0.0010	<0.0010	<0.0010	<0.0010
	Lithium (Li)-Dissolved (mg/L)		<0.050	<0.050	<0.050	<0.050
	Magnesium (Mg)-Dissolved (mg/L)		1.25	1.58 <sup>RRV</sup>	<0.020	<0.020
	Manganese (Mn)-Dissolved (mg/L)		0.0076	0.0100	<0.0010	<0.0010
	Mercury (Hg)-Dissolved (mg/L)		<0.00010	<0.00010	<0.00010	<0.00010
	Molybdenum (Mo)-Dissolved (mg/L)		<0.0010	<0.0010	<0.0010	<0.0010
	Nickel (Ni)-Dissolved (mg/L)		<0.0020	<0.0020	<0.0020	<0.0020
	Potassium (K)-Dissolved (mg/L)		0.53	0.93	<0.50	<0.50
	Selenium (Se)-Dissolved (mg/L)		<0.0010	<0.0010	<0.0010	<0.0010
	Silver (Ag)-Dissolved (mg/L)		<0.00010	<0.00010	<0.00010	<0.00010
	Sodium (Na)-Dissolved (mg/L)		0.96 <sup>RRV</sup>	1.14 <sup>RRV</sup>	<0.10	<0.10
	Strontium (Sr)-Dissolved (mg/L)		0.0105	0.0133 <sup>RRV</sup>	<0.0010	<0.0010

\* Please refer to the Reference Information section for an explanation of any qualifiers detected.

# ALS ENVIRONMENTAL ANALYTICAL REPORT

	Sample ID Description Sampled Date Sampled Time Client ID	L1132288-1 WATER 05-APR-12 11:30 JCTA	L1132288-2 WATER 05-APR-12 09:30 SW8	L1132288-3 WATER 05-APR-12 10:00 SW7	L1132288-4 WATER 05-APR-12 11:00 SW9	L1132288-5 WATER 05-APR-12 08:30 SW10
Grouping	Analyte					
<b>WATER</b>						
<b>Dissolved Metals</b>	Tellurium (Te)-Dissolved (mg/L)	<0.0010	<0.0010	<0.0010	<0.0010	<0.0010
	Thallium (Tl)-Dissolved (mg/L)	<0.00030	<0.00030	<0.00030	<0.00030	<0.00030
	Tin (Sn)-Dissolved (mg/L)	<0.0010	<0.0010	<0.0010	<0.0010	<0.0010
	Titanium (Ti)-Dissolved (mg/L)	0.0026	0.0027	<0.0020	<0.0020	0.0023
	Tungsten (W)-Dissolved (mg/L)	<0.010	<0.010	<0.010	<0.010	<0.010
	Uranium (U)-Dissolved (mg/L)	<0.0050	<0.0050	<0.0050	<0.0050	<0.0050
	Vanadium (V)-Dissolved (mg/L)	<0.0010	<0.0010	<0.0010	<0.0010	<0.0010
	Zinc (Zn)-Dissolved (mg/L)	0.0059	0.0120 <sup>RRV</sup>	0.0033	0.0062	0.0066
	Zirconium (Zr)-Dissolved (mg/L)	<0.0010	<0.0010	<0.0010	<0.0010	<0.0010
<b>Aggregate Organics</b>	Oil and Grease, Total (mg/L)	<2.0	<2.0	<2.0	<2.0	<2.0

\* Please refer to the Reference Information section for an explanation of any qualifiers detected.



## ALS ENVIRONMENTAL ANALYTICAL REPORT

Sample ID	Description	Sampled Date	Sampled Time	Client ID	L1132288-6	L1132288-7	L1132288-8	L1132288-9	L1132288-10
					WATER	WATER	WATER	WATER	WATER
		04-APR-12	16:00	SW1	04-APR-12	04-APR-12	04-APR-12	04-APR-12	04-APR-12
					SW1	SW3	SW2	TL2A	TL3
Grouping	Analyte								
<b>WATER</b>									
<b>Dissolved Metals</b>	Tellurium (Te)-Dissolved (mg/L)	<0.0010	<0.0010	<0.0010	<0.0010	<0.0010	<0.0010	<0.0010	<0.0010
	Thallium (Tl)-Dissolved (mg/L)	<0.00030	<0.00030	<0.00030	<0.00030	<0.00030	<0.00030	<0.00030	<0.00030
	Tin (Sn)-Dissolved (mg/L)	<0.0010	<0.0010	<0.0010	<0.0010	<0.0010	<0.0010	<0.0010	<0.0010
	Titanium (Ti)-Dissolved (mg/L)	<0.0020	<0.0020	0.0051	<0.0020	<0.0020	0.0051	0.0028	0.0082
	Tungsten (W)-Dissolved (mg/L)	<0.010	<0.010	<0.010	<0.010	<0.010	<0.010	<0.010	<0.010
	Uranium (U)-Dissolved (mg/L)	<0.0050	<0.0050	<0.0050	<0.0050	<0.0050	<0.0050	<0.0050	<0.0050
	Vanadium (V)-Dissolved (mg/L)	<0.0010	<0.0010	0.0012	<0.0010	<0.0010	0.0012	<0.0010	<0.0010
	Zinc (Zn)-Dissolved (mg/L)	<0.0030	<0.0030	0.0086	<0.0030	<0.0030	0.0086	0.0077	0.0114 <sup>RRV</sup>
	Zirconium (Zr)-Dissolved (mg/L)	<0.0010	<0.0010	<0.0010	<0.0010	<0.0010	<0.0010	<0.0010	<0.0010
<b>Aggregate Organics</b>	Oil and Grease, Total (mg/L)	<2.0	<2.0	<2.0	<2.0	<2.0	<2.0	<2.0	<2.0

\* Please refer to the Reference Information section for an explanation of any qualifiers detected.

## ALS ENVIRONMENTAL ANALYTICAL REPORT

Sample ID	L1132288-11	L1132288-12	L1132288-13	L1132288-14	
Description	WATER	WATER	WATER	WATER	
Sampled Date	04-APR-12	04-APR-12	05-APR-12	04-APR-12	
Sampled Time	13:05	16:05	08:15	13:05	
Client ID	TL1A	SW1S	SW10S	TRAVEL BLANK	
Grouping	Analyte				
<b>WATER</b>					
<b>Dissolved Metals</b>	Tellurium (Te)-Dissolved (mg/L)	<0.0010	<0.0010	<0.0010	<0.0010
	Thallium (Tl)-Dissolved (mg/L)	<0.00030	<0.00030	<0.00030	<0.00030
	Tin (Sn)-Dissolved (mg/L)	<0.0010	<0.0010	<0.0010	<0.0010
	Titanium (Ti)-Dissolved (mg/L)	0.0021	<0.0020	<0.0020	<0.0020
	Tungsten (W)-Dissolved (mg/L)	<0.010	<0.010	<0.010	<0.010
	Uranium (U)-Dissolved (mg/L)	<0.0050	<0.0050	<0.0050	<0.0050
	Vanadium (V)-Dissolved (mg/L)	<0.0010	<0.0010	<0.0010	<0.0010
	Zinc (Zn)-Dissolved (mg/L)	0.0130 <sup>RRV</sup>	0.0062	0.0040 <sup>RRV</sup>	<0.0030
	Zirconium (Zr)-Dissolved (mg/L)	<0.0010	<0.0010	<0.0010	<0.0010
<b>Aggregate Organics</b>	Oil and Grease, Total (mg/L)	<2.0	<2.0	<2.0	<2.0

\* Please refer to the Reference Information section for an explanation of any qualifiers detected.

## Reference Information

## QC Samples with Qualifiers &amp; Comments:

QC Type Description	Parameter	Qualifier	Applies to Sample Number(s)
Matrix Spike	Ammonia, Total (as N)	MS-B	L1132288-1, -10, -11, -12, -13, -2, -3, -4, -5, -6, -7, -8, -9
Matrix Spike	Calcium (Ca)-Dissolved	MS-B	L1132288-1, -10, -11, -12, -13, -14, -2, -3, -4, -5, -6, -7, -8, -9
Matrix Spike	Magnesium (Mg)-Dissolved	MS-B	L1132288-1, -10, -11, -12, -13, -14, -2, -3, -4, -5, -6, -7, -8, -9
Matrix Spike	Manganese (Mn)-Dissolved	MS-B	L1132288-1, -10, -11, -12, -13, -14, -2, -3, -4, -5, -6, -7, -8, -9
Matrix Spike	Calcium (Ca)-Total	MS-B	L1132288-1, -10, -11, -12, -13, -14, -2, -3, -4, -5, -6, -7, -8, -9
Matrix Spike	Magnesium (Mg)-Total	MS-B	L1132288-1, -10, -11, -12, -13, -14, -2, -3, -4, -5, -6, -7, -8, -9
Matrix Spike	Barium (Ba)-Total	MS-B	L1132288-1, -10, -11, -12, -13, -14, -2, -3, -4, -5, -6, -7, -8, -9
Matrix Spike	Boron (B)-Total	MS-B	L1132288-1, -10, -11, -12, -13, -14, -2, -3, -4, -5, -6, -7, -8, -9
Matrix Spike	Calcium (Ca)-Total	MS-B	L1132288-1, -10, -11, -12, -13, -14, -2, -3, -4, -5, -6, -7, -8, -9
Matrix Spike	Cobalt (Co)-Total	MS-B	L1132288-1, -10, -11, -12, -13, -14, -2, -3, -4, -5, -6, -7, -8, -9
Matrix Spike	Copper (Cu)-Total	MS-B	L1132288-1, -10, -11, -12, -13, -14, -2, -3, -4, -5, -6, -7, -8, -9
Matrix Spike	Magnesium (Mg)-Total	MS-B	L1132288-1, -10, -11, -12, -13, -14, -2, -3, -4, -5, -6, -7, -8, -9
Matrix Spike	Manganese (Mn)-Total	MS-B	L1132288-1, -10, -11, -12, -13, -14, -2, -3, -4, -5, -6, -7, -8, -9
Matrix Spike	Potassium (K)-Total	MS-B	L1132288-1, -10, -11, -12, -13, -14, -2, -3, -4, -5, -6, -7, -8, -9
Matrix Spike	Sodium (Na)-Total	MS-B	L1132288-1, -10, -11, -12, -13, -14, -2, -3, -4, -5, -6, -7, -8, -9
Matrix Spike	Strontium (Sr)-Total	MS-B	L1132288-1, -10, -11, -12, -13, -14, -2, -3, -4, -5, -6, -7, -8, -9

## Qualifiers for Individual Parameters Listed:

Qualifier	Description
MS-B	Matrix Spike recovery could not be accurately calculated due to high analyte background in sample.
RRV	Reported Result Verified By Repeat Analysis

## Test Method References:

ALS Test Code	Matrix	Test Description	Method Reference**
<b>ACIDITY-TB</b>	Water	Acidity (as CaCO <sub>3</sub> )	APHA 2310 B-POTENTIOMETRIC TITRATION
Aqueous matrices are analyzed by potentiometry. Acidity reported includes acidity caused by hydrolyzable metals present in the sample.			
<b>ALK-TOT-CAP-TB</b>	Water	Alkalinity, Total (as CaCO <sub>3</sub> )	APHA 2320 B-Auto-Pot. Titration
<b>CL-IC-TB</b>	Water	Anions by Ion Chromatography	EPA 300.1 (modified)
Anions in aqueous matrices are analyzed using ion chromatography with conductivity and/or UV absorbance detectors.			
<b>CN-FREE-COL-VA</b>	Water	Free Cyanide by Diffusion	ASTM D 4282
This analysis is carried out using procedures adapted from ASTM D 4282 Standard Test Method for Determination of Free Cyanide in Water and Wastewater by Microdiffusion. ALS has adapted this method to use active (bubbling with air) diffusion instead of microdiffusion. Free cyanide is determined by sample diffusion at pH 6 and analysis using the chloramine-T colourimetric method.			
<b>CN-TOT-WT</b>	Water	Cyanide, Total	APHA 4500CN C E-STRONG ACID DIST COLORIM
Total cyanide is determined by the combination of UV digestion and distillation. Cyanide is converted to cyanogen chloride by reacting with chloramine-T, the cyanogen chloride then reacts with a combination of barbituric acid and isonicotinic acid to form a highly colored complex.			
When using this method, high levels of thiocyanate in samples can cause false positives at ~1-2% of the thiocyanate concentration. For samples with detectable cyanide analyzed by this method, ALS recommends analysis for thiocyanate to check for this potential interference			
<b>CN-WAD-WT</b>	Water	Cyanide, Weak Acid Diss	APHA 4500CN I-Weak acid Dist Colorimet
Weak acid dissociable cyanide (WAD) is determined by undergoing a distillation procedure. Cyanide is converted to cyanogen chloride by reacting with chloramine-T, the cyanogen chloride then reacts with a combination of barbituric acid and isonicotinic acid to form a highly colored complex.			
<b>EC-CAP-TB</b>	Water	Conductivity (EC)	APHA 2510 B-ELECTRODE

## Reference Information

<b>HARDNESS-CALC-TB</b>	Water	Hardness (as CaCO <sub>3</sub> )	CALCULATION
<b>HG-D-CVAF-TB</b>	Water	Dissolved Mercury in Water by CVAFS	EPA 245.7
<b>HG-T-CVAF-TB</b>	Water	Total Mercury in Water by CVAFS	EPA 245.7
<b>MET-D-MS-TB</b>	Water	Dissolved Metals by ICPMS	APHA 3030B/EPA 6020A

This analysis involves filtration (APHA 3030B) and analysis by inductively coupled plasma - mass spectrometry (EPA Method 6020A).

<b>MET-T-MS-TB</b>	Water	Total Metals by ICPMS	APHA 3030E/EPA 6020A
--------------------	-------	-----------------------	----------------------

This analysis involves preliminary sample treatment by hotblock acid digestion (APHA 3030E). Instrumental analysis is by inductively coupled plasma - mass spectrometry (EPA Method 6020A).

<b>NH3-COL-TB</b>	Water	Ammonia by Discrete Analyzer	APHA 4500-NH3 G. (modified)
-------------------	-------	------------------------------	-----------------------------

Ammonia in aqueous matrices is analyzed using discrete analyzer with colourimetric detection.

<b>NO2-IC-TB</b>	Water	Anions by Ion Chromatography	EPA 300.1 (modified)
------------------	-------	------------------------------	----------------------

Anions in aqueous matrices are analyzed using ion chromatography with conductivity and/or UV absorbance detectors.

<b>NO3-IC-TB</b>	Water	Anions by Ion Chromatography	EPA 300.1 (modified)
------------------	-------	------------------------------	----------------------

Anions in aqueous matrices are analyzed using ion chromatography with conductivity and/or UV absorbance detectors.

<b>OGG-TOT-WT</b>	Water	Oil and Grease, Total	APHA 5520 B
-------------------	-------	-----------------------	-------------

Sample is extracted with hexane, extract is then evaporated and the residue is weighed to determine total oil and grease.

<b>P-T-COL-TB</b>	Water	Total Phosphorus by Discrete Analyzer	APHA 4500-P B, F, G (modified)
-------------------	-------	---------------------------------------	--------------------------------

Phosphorus in aqueous matrices is analyzed using discrete Analyzer with colourimetric detection.

<b>PH-CAP-TB</b>	Water	pH	APHA 4500-H-ELECTRODE
------------------	-------	----	-----------------------

<b>SO4-IC-TB</b>	Water	Anions by Ion Chromatography	EPA 300.1 (modified)
------------------	-------	------------------------------	----------------------

Anions in aqueous matrices are analyzed using ion chromatography with conductivity and/or UV absorbance detectors.

<b>SOLIDS-TOTSUS-TB</b>	Water	Total Suspended Solids	APHA 2540 D (modified)
-------------------------	-------	------------------------	------------------------

Aqueous matrices are analyzed using gravimetry

---

\*\* ALS test methods may incorporate modifications from specified reference methods to improve performance.

*The last two letters of the above test code(s) indicate the laboratory that performed analytical analysis for that test. Refer to the list below:*

---

Laboratory Definition Code	Laboratory Location
VA	ALS ENVIRONMENTAL - VANCOUVER, BC, CANADA
TB	ALS ENVIRONMENTAL - THUNDER BAY, ONTARIO, CANADA
WT	ALS ENVIRONMENTAL - WATERLOO, ONTARIO, CANADA

---

### Chain of Custody Numbers:

#### GLOSSARY OF REPORT TERMS

*Surrogate - A compound that is similar in behaviour to target analyte(s), but that does not occur naturally in environmental samples. For applicable tests, surrogates are added to samples prior to analysis as a check on recovery.*

*mg/kg - milligrams per kilogram based on dry weight of sample.*

*mg/kg wwt - milligrams per kilogram based on wet weight of sample.*

*mg/kg lwt - milligrams per kilogram based on lipid-adjusted weight of sample.*

*mg/L - milligrams per litre.*

*< - Less than.*

*D.L. - The reported Detection Limit, also known as the Limit of Reporting (LOR).*

*N/A - Result not available. Refer to qualifier code and definition for explanation.*

*Test results reported relate only to the samples as received by the laboratory.*

**UNLESS OTHERWISE STATED, ALL SAMPLES WERE RECEIVED IN ACCEPTABLE CONDITION.**

*Analytical results in unsigned test reports with the DRAFT watermark are subject to change, pending final QC review.*



## Quality Control Report

Workorder: L1132288

Report Date: 18-APR-12

Page 1 of 17

Client: TREASURY METALS INC.  
 P.O. Box 789  
 Dryden ON P8N 2Z4  
 Contact: Mac Potter

Test	Matrix	Reference	Result	Qualifier	Units	RPD	Limit	Analyzed
<b>ACIDITY-TB</b>								
	<b>Water</b>							
<b>Batch</b>	<b>R2348735</b>							
<b>WG1454322-3</b>	<b>DUP</b>	<b>L1132288-1</b>						
Acidity (as CaCO3)		4.8	4.6		mg/L	4.3	20	10-APR-12
<b>WG1454322-2</b>	<b>LCS</b>							
Acidity (as CaCO3)			107.6		%		85-115	10-APR-12
<b>WG1454322-1</b>	<b>MB</b>							
Acidity (as CaCO3)			<2.0		mg/L		2	10-APR-12
<b>ALK-TOT-CAP-TB</b>								
	<b>Water</b>							
<b>Batch</b>	<b>R2348484</b>							
<b>WG1453904-2</b>	<b>LCS</b>							
Alkalinity, Total (as CaCO3)			95.6		%		85-115	09-APR-12
<b>WG1453904-1</b>	<b>MB</b>							
Alkalinity, Total (as CaCO3)			<5.0		mg/L CaCO3		5	09-APR-12
<b>CL-IC-TB</b>								
	<b>Water</b>							
<b>Batch</b>	<b>R2348607</b>							
<b>WG1454238-2</b>	<b>LCS</b>							
Chloride (Cl)			100.7		%		85-115	09-APR-12
<b>WG1454238-1</b>	<b>MB</b>							
Chloride (Cl)			<0.10		mg/L		0.1	09-APR-12
<b>CN-FREE-COL-VA</b>								
	<b>Water</b>							
<b>Batch</b>	<b>R2351617</b>							
<b>WG1457330-2</b>	<b>LCS</b>							
Cyanide, Free			83.9		%		80-120	16-APR-12
<b>WG1457330-3</b>	<b>LCS</b>							
Cyanide, Free			96.1		%		80-120	16-APR-12
<b>WG1457330-1</b>	<b>MB</b>							
Cyanide, Free			<0.0050		mg/L		0.005	16-APR-12
<b>CN-TOT-WT</b>								
	<b>Water</b>							
<b>Batch</b>	<b>R2350219</b>							
<b>WG1455745-4</b>	<b>CVS</b>							
Cyanide, Total			99.0		%		85-115	12-APR-12
<b>WG1455745-3</b>	<b>LCS</b>							
Cyanide, Total			90.4		%		80-120	12-APR-12
<b>WG1455745-1</b>	<b>MB</b>							
Cyanide, Total			<0.0020		mg/L		0.002	12-APR-12
<b>CN-WAD-WT</b>								
	<b>Water</b>							



## Quality Control Report

Workorder: L1132288

Report Date: 18-APR-12

Page 2 of 17

Test	Matrix	Reference	Result	Qualifier	Units	RPD	Limit	Analyzed	
<b>CN-WAD-WT</b>		<b>Water</b>							
Batch	R2350215								
<b>WG1455755-4</b>	<b>CVS</b>								
Cyanide, Weak Acid Diss			99.0		%		85-115	12-APR-12	
<b>WG1455755-3</b>	<b>LCS</b>								
Cyanide, Weak Acid Diss			109.4		%		80-120	12-APR-12	
<b>WG1455755-1</b>	<b>MB</b>								
Cyanide, Weak Acid Diss			<0.0020		mg/L		0.002	12-APR-12	
<b>EC-CAP-TB</b>		<b>Water</b>							
Batch	R2348484								
<b>WG1453904-2</b>	<b>LCS</b>								
Conductivity (EC)			104.0		%		90-110	09-APR-12	
<b>WG1453904-1</b>	<b>MB</b>								
Conductivity (EC)			<3.0		uS/cm		3	09-APR-12	
<b>HG-D-CVAF-TB</b>		<b>Water</b>							
Batch	R2349902								
<b>WG1455558-4</b>	<b>DUP</b>	<b>L1132288-3</b>							
Mercury (Hg)-Dissolved			<0.00010	<0.00010	RPD-NA	mg/L	N/A	20	11-APR-12
<b>WG1455558-2</b>	<b>LCS</b>								
Mercury (Hg)-Dissolved			101.2		%		80-120	11-APR-12	
<b>WG1455558-1</b>	<b>MB</b>								
Mercury (Hg)-Dissolved			<0.00010		mg/L		0.0001	11-APR-12	
<b>WG1455558-5</b>	<b>MS</b>	<b>L1132288-3</b>							
Mercury (Hg)-Dissolved			95.7		%		70-130	11-APR-12	
<b>HG-T-CVAF-TB</b>		<b>Water</b>							
Batch	R2349929								
<b>WG1455732-4</b>	<b>DUP</b>	<b>L1132288-2</b>							
Mercury (Hg)-Total			<0.00010	<0.00010	RPD-NA	mg/L	N/A	20	11-APR-12
<b>WG1455732-2</b>	<b>LCS</b>								
Mercury (Hg)-Total			99.5		%		80-120	11-APR-12	
<b>WG1455732-1</b>	<b>MB</b>								
Mercury (Hg)-Total			<0.00010		mg/L		0.0001	11-APR-12	
<b>WG1455732-5</b>	<b>MS</b>	<b>L1132288-2</b>							
Mercury (Hg)-Total			108.8		%		70-130	11-APR-12	
<b>MET-D-MS-TB</b>		<b>Water</b>							
Batch	R2349387								
<b>WG1454447-3</b>	<b>DUP</b>	<b>L1132288-3</b>							
Aluminum (Al)-Dissolved			0.0068	0.0059		mg/L	13	20	10-APR-12
Antimony (Sb)-Dissolved			<0.00060	<0.00060	RPD-NA	mg/L	N/A	20	10-APR-12

## Quality Control Report

Workorder: L1132288

Report Date: 18-APR-12

Page 3 of 17

Test	Matrix	Reference	Result	Qualifier	Units	RPD	Limit	Analyzed
<b>MET-D-MS-TB</b>								
	<b>Water</b>							
<b>Batch</b>	<b>R2349387</b>							
<b>WG1454447-3</b>	<b>DUP</b>	<b>L1132288-3</b>						
Arsenic (As)-Dissolved		<0.0010	<0.0010	RPD-NA	mg/L	N/A	20	10-APR-12
Barium (Ba)-Dissolved		0.012	0.012		mg/L	0.50	20	10-APR-12
Beryllium (Be)-Dissolved		<0.0010	<0.0010	RPD-NA	mg/L	N/A	20	10-APR-12
Bismuth (Bi)-Dissolved		<0.0010	<0.0010	RPD-NA	mg/L	N/A	20	10-APR-12
Boron (B)-Dissolved		<0.050	<0.050	RPD-NA	mg/L	N/A	20	10-APR-12
Cadmium (Cd)-Dissolved		<0.000017	<0.000017	RPD-NA	mg/L	N/A	20	10-APR-12
Calcium (Ca)-Dissolved		12.7	13.0		mg/L	2.3	20	10-APR-12
Chromium (Cr)-Dissolved		<0.0010	<0.0010	RPD-NA	mg/L	N/A	20	10-APR-12
Cobalt (Co)-Dissolved		<0.00050	<0.00050	RPD-NA	mg/L	N/A	20	10-APR-12
Copper (Cu)-Dissolved		<0.0010	<0.0010	RPD-NA	mg/L	N/A	20	10-APR-12
Iron (Fe)-Dissolved		0.205	0.206		mg/L	0.53	20	10-APR-12
Lead (Pb)-Dissolved		<0.0010	<0.0010	RPD-NA	mg/L	N/A	20	10-APR-12
Lithium (Li)-Dissolved		<0.050	<0.050	RPD-NA	mg/L	N/A	20	10-APR-12
Magnesium (Mg)-Dissolved		1.13	1.16		mg/L	2.4	20	10-APR-12
Manganese (Mn)-Dissolved		0.0315	0.0321		mg/L	1.9	20	10-APR-12
Molybdenum (Mo)-Dissolved		<0.0010	<0.0010	RPD-NA	mg/L	N/A	20	10-APR-12
Nickel (Ni)-Dissolved		<0.0020	<0.0020	RPD-NA	mg/L	N/A	20	10-APR-12
Potassium (K)-Dissolved		0.54	0.55		mg/L	2.1	20	10-APR-12
Selenium (Se)-Dissolved		<0.0010	<0.0010	RPD-NA	mg/L	N/A	20	10-APR-12
Silver (Ag)-Dissolved		<0.00010	<0.00010	RPD-NA	mg/L	N/A	20	10-APR-12
Sodium (Na)-Dissolved		0.71	0.73		mg/L	3.4	20	10-APR-12
Strontium (Sr)-Dissolved		0.0172	0.0173		mg/L	0.65	20	10-APR-12
Tellurium (Te)-Dissolved		<0.0010	<0.0010	RPD-NA	mg/L	N/A	20	10-APR-12
Thallium (Tl)-Dissolved		<0.00030	<0.00030	RPD-NA	mg/L	N/A	20	10-APR-12
Tin (Sn)-Dissolved		<0.0010	<0.0010	RPD-NA	mg/L	N/A	20	10-APR-12
Titanium (Ti)-Dissolved		<0.0020	<0.0020	RPD-NA	mg/L	N/A	20	10-APR-12
Tungsten (W)-Dissolved		<0.010	<0.010	RPD-NA	mg/L	N/A	20	10-APR-12
Uranium (U)-Dissolved		<0.0050	<0.0050	RPD-NA	mg/L	N/A	20	10-APR-12
Vanadium (V)-Dissolved		<0.0010	<0.0010	RPD-NA	mg/L	N/A	20	10-APR-12
Zinc (Zn)-Dissolved		0.0033	0.0032		mg/L	3.3	20	10-APR-12
Zirconium (Zr)-Dissolved		<0.0010	<0.0010	RPD-NA	mg/L	N/A	20	10-APR-12
<b>WG1454447-2</b>	<b>LCS</b>							
Aluminum (Al)-Dissolved			100.3		%		80-120	10-APR-12
Antimony (Sb)-Dissolved			98.8		%		80-120	10-APR-12

## Quality Control Report

Workorder: L1132288

Report Date: 18-APR-12

Page 4 of 17

Test	Matrix	Reference	Result	Qualifier	Units	RPD	Limit	Analyzed
<b>MET-D-MS-TB</b>								
	<b>Water</b>							
<b>Batch</b>	<b>R2349387</b>							
<b>WG1454447-2</b>	<b>LCS</b>							
Arsenic (As)-Dissolved			95.7		%		80-120	10-APR-12
Barium (Ba)-Dissolved			107.6		%		80-120	10-APR-12
Beryllium (Be)-Dissolved			109.8		%		80-120	10-APR-12
Bismuth (Bi)-Dissolved			112.1		%		80-120	10-APR-12
Boron (B)-Dissolved			95.5		%		80-120	10-APR-12
Cadmium (Cd)-Dissolved			115.1		%		80-120	10-APR-12
Calcium (Ca)-Dissolved			108.4		%		80-120	10-APR-12
Chromium (Cr)-Dissolved			113.8		%		80-120	10-APR-12
Cobalt (Co)-Dissolved			110.2		%		80-120	10-APR-12
Copper (Cu)-Dissolved			108.6		%		80-120	10-APR-12
Iron (Fe)-Dissolved			117.3		%		80-120	10-APR-12
Lead (Pb)-Dissolved			112.0		%		80-120	10-APR-12
Lithium (Li)-Dissolved			108.5		%		80-120	10-APR-12
Magnesium (Mg)-Dissolved			107.8		%		80-120	10-APR-12
Manganese (Mn)-Dissolved			114.8		%		80-120	10-APR-12
Molybdenum (Mo)-Dissolved			100.2		%		80-120	10-APR-12
Nickel (Ni)-Dissolved			110.7		%		80-120	10-APR-12
Potassium (K)-Dissolved			108.1		%		80-120	10-APR-12
Selenium (Se)-Dissolved			108.7		%		80-120	10-APR-12
Silver (Ag)-Dissolved			102.9		%		80-120	10-APR-12
Sodium (Na)-Dissolved			109.9		%		80-120	10-APR-12
Strontium (Sr)-Dissolved			108.2		%		80-120	10-APR-12
Tellurium (Te)-Dissolved			103.7		%		80-120	10-APR-12
Thallium (Tl)-Dissolved			114.0		%		80-120	10-APR-12
Tin (Sn)-Dissolved			102.6		%		80-120	10-APR-12
Titanium (Ti)-Dissolved			99.1		%		80-120	10-APR-12
Tungsten (W)-Dissolved			99.5		%		80-120	10-APR-12
Uranium (U)-Dissolved			103.8		%		80-120	10-APR-12
Vanadium (V)-Dissolved			111.1		%		80-120	10-APR-12
Zinc (Zn)-Dissolved			107.0		%		80-120	10-APR-12
Zirconium (Zr)-Dissolved			96.9		%		80-120	10-APR-12
<b>WG1454447-1</b>	<b>MB</b>							
Aluminum (Al)-Dissolved			<0.0050		mg/L		0.005	10-APR-12
Antimony (Sb)-Dissolved			<0.00060		mg/L		0.0006	10-APR-12





## Quality Control Report

Workorder: L1132288

Report Date: 18-APR-12

Page 5 of 17

Test	Matrix	Reference	Result	Qualifier	Units	RPD	Limit	Analyzed
<b>MET-D-MS-TB</b>								
	<b>Water</b>							
<b>Batch</b>	<b>R2349387</b>							
<b>WG1454447-1</b>	<b>MB</b>							
Arsenic (As)-Dissolved			<0.0010		mg/L		0.001	10-APR-12
Barium (Ba)-Dissolved			<0.010		mg/L		0.01	10-APR-12
Beryllium (Be)-Dissolved			<0.0010		mg/L		0.001	10-APR-12
Bismuth (Bi)-Dissolved			<0.0010		mg/L		0.001	10-APR-12
Boron (B)-Dissolved			<0.050		mg/L		0.05	10-APR-12
Cadmium (Cd)-Dissolved			<0.000017		mg/L		0.000017	10-APR-12
Calcium (Ca)-Dissolved			<0.20		mg/L		0.2	10-APR-12
Chromium (Cr)-Dissolved			<0.0010		mg/L		0.001	10-APR-12
Cobalt (Co)-Dissolved			<0.00050		mg/L		0.0005	10-APR-12
Copper (Cu)-Dissolved			<0.0010		mg/L		0.001	10-APR-12
Iron (Fe)-Dissolved			<0.020		mg/L		0.02	10-APR-12
Lead (Pb)-Dissolved			<0.0010		mg/L		0.001	10-APR-12
Lithium (Li)-Dissolved			<0.050		mg/L		0.05	10-APR-12
Magnesium (Mg)-Dissolved			<0.020		mg/L		0.02	10-APR-12
Manganese (Mn)-Dissolved			<0.0010		mg/L		0.001	10-APR-12
Molybdenum (Mo)-Dissolved			<0.0010		mg/L		0.001	10-APR-12
Nickel (Ni)-Dissolved			<0.0020		mg/L		0.002	10-APR-12
Potassium (K)-Dissolved			<0.50		mg/L		0.5	10-APR-12
Selenium (Se)-Dissolved			<0.0010		mg/L		0.001	10-APR-12
Silver (Ag)-Dissolved			<0.00010		mg/L		0.0001	10-APR-12
Sodium (Na)-Dissolved			<0.10		mg/L		0.1	10-APR-12
Strontium (Sr)-Dissolved			<0.0010		mg/L		0.001	10-APR-12
Tellurium (Te)-Dissolved			<0.0010		mg/L		0.001	10-APR-12
Thallium (Tl)-Dissolved			<0.00030		mg/L		0.0003	10-APR-12
Tin (Sn)-Dissolved			<0.0010		mg/L		0.001	10-APR-12
Titanium (Ti)-Dissolved			<0.0020		mg/L		0.002	10-APR-12
Tungsten (W)-Dissolved			<0.010		mg/L		0.01	10-APR-12
Uranium (U)-Dissolved			<0.0050		mg/L		0.005	10-APR-12
Vanadium (V)-Dissolved			<0.0010		mg/L		0.001	10-APR-12
Zinc (Zn)-Dissolved			<0.0030		mg/L		0.003	10-APR-12
Zirconium (Zr)-Dissolved			<0.0010		mg/L		0.001	10-APR-12
<b>WG1454447-4</b>	<b>MS</b>	<b>L1132288-3</b>						
Aluminum (Al)-Dissolved			96.1		%		70-130	10-APR-12
Antimony (Sb)-Dissolved			109.3		%		70-130	10-APR-12



## Quality Control Report

Workorder: L1132288

Report Date: 18-APR-12

Page 6 of 17

Test	Matrix	Reference	Result	Qualifier	Units	RPD	Limit	Analyzed
<b>MET-D-MS-TB</b>								
	<b>Water</b>							
<b>Batch</b>	<b>R2349387</b>							
<b>WG1454447-4 MS</b>		<b>L1132288-3</b>						
Arsenic (As)-Dissolved			105.8		%		70-130	10-APR-12
Barium (Ba)-Dissolved			101.6		%		70-130	10-APR-12
Beryllium (Be)-Dissolved			108.8		%		70-130	10-APR-12
Bismuth (Bi)-Dissolved			88.7		%		70-130	10-APR-12
Boron (B)-Dissolved			115.0		%		70-130	10-APR-12
Calcium (Ca)-Dissolved			N/A	MS-B	%		-	10-APR-12
Chromium (Cr)-Dissolved			102.1		%		70-130	10-APR-12
Cobalt (Co)-Dissolved			102.0		%		70-130	10-APR-12
Copper (Cu)-Dissolved			104.6		%		70-130	10-APR-12
Iron (Fe)-Dissolved			103.2		%		70-130	10-APR-12
Lead (Pb)-Dissolved			104.5		%		70-130	10-APR-12
Lithium (Li)-Dissolved			110.9		%		70-130	10-APR-12
Magnesium (Mg)-Dissolved			N/A	MS-B	%		-	10-APR-12
Manganese (Mn)-Dissolved			N/A	MS-B	%		-	10-APR-12
Molybdenum (Mo)-Dissolved			99.1		%		70-130	10-APR-12
Nickel (Ni)-Dissolved			102.4		%		70-130	10-APR-12
Potassium (K)-Dissolved			104.1		%		70-130	10-APR-12
Silver (Ag)-Dissolved			107.1		%		70-130	10-APR-12
Sodium (Na)-Dissolved			102.8		%		70-130	10-APR-12
Strontium (Sr)-Dissolved			97.8		%		70-130	10-APR-12
Tellurium (Te)-Dissolved			123.6		%		70-130	10-APR-12
Thallium (Tl)-Dissolved			102.5		%		70-130	10-APR-12
Tin (Sn)-Dissolved			109.5		%		70-130	10-APR-12
Titanium (Ti)-Dissolved			103.6		%		70-130	10-APR-12
Tungsten (W)-Dissolved			104.6		%		70-130	10-APR-12
Uranium (U)-Dissolved			97.7		%		70-130	10-APR-12
Vanadium (V)-Dissolved			103.6		%		70-130	10-APR-12
Zinc (Zn)-Dissolved			105.3		%		70-130	10-APR-12
Zirconium (Zr)-Dissolved			103.9		%		70-130	10-APR-12
<b>MET-T-MS-TB</b>								
	<b>Water</b>							
<b>Batch</b>	<b>R2350645</b>							
<b>WG1454386-3 DUP</b>		<b>L1132288-1</b>						
Antimony (Sb)-Total		<0.00060	<0.00060	RPD-NA	mg/L	N/A	20	11-APR-12
Arsenic (As)-Total		<0.0010	<0.0010	RPD-NA	mg/L	N/A	20	11-APR-12



## Quality Control Report

Workorder: L1132288

Report Date: 18-APR-12

Page 7 of 17

Test	Matrix	Reference	Result	Qualifier	Units	RPD	Limit	Analyzed
<b>MET-T-MS-TB</b>								
	<b>Water</b>							
<b>Batch</b>	<b>R2350645</b>							
<b>WG1454386-3</b>	<b>DUP</b>	<b>L1132288-1</b>						
Barium (Ba)-Total		<0.010	<0.010	RPD-NA	mg/L	N/A	20	11-APR-12
Beryllium (Be)-Total		<0.0010	<0.0010	RPD-NA	mg/L	N/A	20	11-APR-12
Bismuth (Bi)-Total		<0.0010	<0.0010	RPD-NA	mg/L	N/A	20	11-APR-12
Boron (B)-Total		<0.050	<0.050	RPD-NA	mg/L	N/A	20	11-APR-12
Cadmium (Cd)-Total		<0.000017	<0.000017	RPD-NA	mg/L	N/A	20	11-APR-12
Chromium (Cr)-Total		<0.0010	<0.0010	RPD-NA	mg/L	N/A	20	11-APR-12
Cobalt (Co)-Total		<0.00050	<0.00050	RPD-NA	mg/L	N/A	20	11-APR-12
Copper (Cu)-Total		<0.0010	0.0010	RPD-NA	mg/L	N/A	20	11-APR-12
Iron (Fe)-Total		0.316	0.370		mg/L	16	20	11-APR-12
Lead (Pb)-Total		<0.0010	<0.0010	RPD-NA	mg/L	N/A	20	11-APR-12
Lithium (Li)-Total		<0.050	<0.050	RPD-NA	mg/L	N/A	20	11-APR-12
Manganese (Mn)-Total		0.0108	0.0128		mg/L	17	20	11-APR-12
Molybdenum (Mo)-Total		<0.0010	<0.0010	RPD-NA	mg/L	N/A	20	11-APR-12
Nickel (Ni)-Total		<0.0020	<0.0020	RPD-NA	mg/L	N/A	20	11-APR-12
Potassium (K)-Total		0.60	0.70		mg/L	17	20	11-APR-12
Selenium (Se)-Total		<0.0010	<0.0010	RPD-NA	mg/L	N/A	20	11-APR-12
Silver (Ag)-Total		<0.00010	<0.00010	RPD-NA	mg/L	N/A	20	11-APR-12
Tellurium (Te)-Total		<0.0010	<0.0010	RPD-NA	mg/L	N/A	20	11-APR-12
Thallium (Tl)-Total		<0.00030	<0.00030	RPD-NA	mg/L	N/A	20	11-APR-12
Tin (Sn)-Total		<0.0010	<0.0010	RPD-NA	mg/L	N/A	20	11-APR-12
Titanium (Ti)-Total		0.0063	0.0083	J	mg/L	0.0020	0.004	11-APR-12
Tungsten (W)-Total		<0.010	<0.010	RPD-NA	mg/L	N/A	20	11-APR-12
Uranium (U)-Total		<0.0050	<0.0050	RPD-NA	mg/L	N/A	20	11-APR-12
Vanadium (V)-Total		<0.0010	<0.0010	RPD-NA	mg/L	N/A	20	11-APR-12
Zinc (Zn)-Total		<0.0030	<0.0030	RPD-NA	mg/L	N/A	20	11-APR-12
Zirconium (Zr)-Total		<0.0010	<0.0010	RPD-NA	mg/L	N/A	20	11-APR-12
<b>WG1454386-2</b>	<b>LCS</b>							
Aluminum (Al)-Total			90.5		%		80-120	11-APR-12
Antimony (Sb)-Total			90.8		%		80-120	11-APR-12
Arsenic (As)-Total			93.0		%		80-120	11-APR-12
Barium (Ba)-Total			90.0		%		80-120	11-APR-12
Beryllium (Be)-Total			95.2		%		80-120	11-APR-12
Bismuth (Bi)-Total			99.98		%		80-120	11-APR-12
Boron (B)-Total			89.1		%		80-120	11-APR-12

## Quality Control Report

Workorder: L1132288

Report Date: 18-APR-12

Page 8 of 17

Test	Matrix	Reference	Result	Qualifier	Units	RPD	Limit	Analyzed
<b>MET-T-MS-TB</b>		<b>Water</b>						
<b>Batch</b>	<b>R2350645</b>							
<b>WG1454386-2</b>	<b>LCS</b>							
Cadmium (Cd)-Total			100.1		%		80-120	11-APR-12
Calcium (Ca)-Total			93.5		%		80-120	11-APR-12
Chromium (Cr)-Total			92.3		%		80-120	11-APR-12
Cobalt (Co)-Total			97.7		%		80-120	11-APR-12
Copper (Cu)-Total			101.4		%		80-120	11-APR-12
Iron (Fe)-Total			100.1		%		80-120	11-APR-12
Lead (Pb)-Total			98.4		%		80-120	11-APR-12
Lithium (Li)-Total			103.9		%		80-120	11-APR-12
Magnesium (Mg)-Total			99.6		%		80-120	11-APR-12
Manganese (Mn)-Total			99.8		%		80-120	11-APR-12
Molybdenum (Mo)-Total			97.4		%		80-120	11-APR-12
Nickel (Ni)-Total			94.5		%		80-120	11-APR-12
Potassium (K)-Total			101.6		%		80-120	11-APR-12
Selenium (Se)-Total			101.7		%		80-120	11-APR-12
Silver (Ag)-Total			92.9		%		80-120	11-APR-12
Sodium (Na)-Total			101.1		%		80-120	11-APR-12
Strontium (Sr)-Total			102.2		%		80-120	11-APR-12
Tellurium (Te)-Total			93.7		%		80-120	11-APR-12
Thallium (Tl)-Total			105.0		%		80-120	11-APR-12
Tin (Sn)-Total			87.4		%		80-120	11-APR-12
Titanium (Ti)-Total			91.6		%		80-120	11-APR-12
Tungsten (W)-Total			86.5		%		80-120	11-APR-12
Uranium (U)-Total			94.7		%		80-120	11-APR-12
Vanadium (V)-Total			97.8		%		80-120	11-APR-12
Zinc (Zn)-Total			101.2		%		80-120	11-APR-12
Zirconium (Zr)-Total			91.5		%		80-120	11-APR-12
<b>WG1454386-1</b>	<b>MB</b>							
Aluminum (Al)-Total			<0.0050		mg/L		0.005	11-APR-12
Antimony (Sb)-Total			<0.00060		mg/L		0.0006	11-APR-12
Arsenic (As)-Total			<0.0010		mg/L		0.001	11-APR-12
Barium (Ba)-Total			<0.010		mg/L		0.01	11-APR-12
Beryllium (Be)-Total			<0.0010		mg/L		0.001	11-APR-12
Bismuth (Bi)-Total			<0.0010		mg/L		0.001	11-APR-12
Boron (B)-Total			<0.050		mg/L		0.05	11-APR-12



## Quality Control Report

Workorder: L1132288

Report Date: 18-APR-12

Page 9 of 17

Test	Matrix	Reference	Result	Qualifier	Units	RPD	Limit	Analyzed
<b>MET-T-MS-TB</b>								
	<b>Water</b>							
<b>Batch</b>	<b>R2350645</b>							
<b>WG1454386-1 MB</b>								
Cadmium (Cd)-Total			<0.000017		mg/L		0.000017	11-APR-12
Calcium (Ca)-Total			<0.20		mg/L		0.2	11-APR-12
Chromium (Cr)-Total			<0.0010		mg/L		0.001	11-APR-12
Cobalt (Co)-Total			<0.00050		mg/L		0.0005	11-APR-12
Copper (Cu)-Total			<0.0010		mg/L		0.001	11-APR-12
Iron (Fe)-Total			<0.020		mg/L		0.02	11-APR-12
Lead (Pb)-Total			<0.0010		mg/L		0.001	11-APR-12
Lithium (Li)-Total			<0.050		mg/L		0.05	11-APR-12
Magnesium (Mg)-Total			<0.020		mg/L		0.02	11-APR-12
Manganese (Mn)-Total			<0.0010		mg/L		0.001	11-APR-12
Molybdenum (Mo)-Total			<0.0010		mg/L		0.001	11-APR-12
Nickel (Ni)-Total			<0.0020		mg/L		0.002	11-APR-12
Potassium (K)-Total			<0.50		mg/L		0.5	11-APR-12
Selenium (Se)-Total			<0.0010		mg/L		0.001	11-APR-12
Silver (Ag)-Total			<0.00010		mg/L		0.0001	11-APR-12
Sodium (Na)-Total			<0.10		mg/L		0.1	11-APR-12
Strontium (Sr)-Total			<0.0010		mg/L		0.001	11-APR-12
Tellurium (Te)-Total			<0.0010		mg/L		0.001	11-APR-12
Thallium (Tl)-Total			<0.00030		mg/L		0.0003	11-APR-12
Tin (Sn)-Total			<0.0010		mg/L		0.001	11-APR-12
Titanium (Ti)-Total			<0.0020		mg/L		0.002	11-APR-12
Tungsten (W)-Total			<0.010		mg/L		0.01	11-APR-12
Uranium (U)-Total			<0.0050		mg/L		0.005	11-APR-12
Vanadium (V)-Total			<0.0010		mg/L		0.001	11-APR-12
Zinc (Zn)-Total			<0.0030		mg/L		0.003	11-APR-12
Zirconium (Zr)-Total			<0.0010		mg/L		0.001	11-APR-12
<b>WG1454386-4 MS</b>		<b>L1132288-1</b>						
Antimony (Sb)-Total			113.2		%		70-130	11-APR-12
Arsenic (As)-Total			118.2		%		70-130	11-APR-12
Beryllium (Be)-Total			105.4		%		70-130	11-APR-12
Bismuth (Bi)-Total			105.1		%		70-130	11-APR-12
Boron (B)-Total			116.5		%		70-130	11-APR-12
Calcium (Ca)-Total			N/A	MS-B	%		-	11-APR-12
Chromium (Cr)-Total			106.7		%		70-130	11-APR-12



## Quality Control Report

Workorder: L1132288

Report Date: 18-APR-12

Page 10 of 17

Test	Matrix	Reference	Result	Qualifier	Units	RPD	Limit	Analyzed
<b>MET-T-MS-TB</b>								
	<b>Water</b>							
<b>Batch</b>	<b>R2350645</b>							
<b>WG1454386-4 MS</b>		<b>L1132288-1</b>						
Cobalt (Co)-Total			111.4		%		70-130	11-APR-12
Copper (Cu)-Total			118.3		%		70-130	11-APR-12
Iron (Fe)-Total			118.4		%		70-130	11-APR-12
Lead (Pb)-Total			109.3		%		70-130	11-APR-12
Lithium (Li)-Total			117.2		%		70-130	11-APR-12
Magnesium (Mg)-Total			N/A	MS-B	%		-	11-APR-12
Molybdenum (Mo)-Total			118.5		%		70-130	11-APR-12
Nickel (Ni)-Total			102.9		%		70-130	11-APR-12
Potassium (K)-Total			119.8		%		70-130	11-APR-12
Selenium (Se)-Total			109.6		%		70-130	11-APR-12
Silver (Ag)-Total			108.7		%		70-130	11-APR-12
Tellurium (Te)-Total			107.9		%		70-130	11-APR-12
Thallium (Tl)-Total			103.8		%		70-130	11-APR-12
Tin (Sn)-Total			110.7		%		70-130	11-APR-12
Titanium (Ti)-Total			120.0		%		70-130	11-APR-12
Tungsten (W)-Total			107.9		%		70-130	11-APR-12
Uranium (U)-Total			112.4		%		70-130	11-APR-12
Vanadium (V)-Total			115.8		%		70-130	11-APR-12
Zinc (Zn)-Total			108.0		%		70-130	11-APR-12
Zirconium (Zr)-Total			119.9		%		70-130	11-APR-12
<b>WG1454386-6 MS</b>		<b>L1132469-4</b>						
Antimony (Sb)-Total			117.6		%		70-130	11-APR-12
Arsenic (As)-Total			128.5		%		70-130	11-APR-12
Barium (Ba)-Total			N/A	MS-B	%		-	11-APR-12
Beryllium (Be)-Total			99.6		%		70-130	11-APR-12
Bismuth (Bi)-Total			93.1		%		70-130	11-APR-12
Boron (B)-Total			N/A	MS-B	%		-	11-APR-12
Cadmium (Cd)-Total			129.0		%		70-130	11-APR-12
Calcium (Ca)-Total			N/A	MS-B	%		-	11-APR-12
Chromium (Cr)-Total			109.4		%		70-130	11-APR-12
Cobalt (Co)-Total			N/A	MS-B	%		-	11-APR-12
Copper (Cu)-Total			N/A	MS-B	%		-	11-APR-12
Iron (Fe)-Total			110.8		%		70-130	11-APR-12
Lead (Pb)-Total			104.3		%		70-130	11-APR-12



## Quality Control Report

Workorder: L1132288

Report Date: 18-APR-12

Page 11 of 17

Test	Matrix	Reference	Result	Qualifier	Units	RPD	Limit	Analyzed
<b>MET-T-MS-TB</b>								
	<b>Water</b>							
<b>Batch</b>	<b>R2350645</b>							
<b>WG1454386-6 MS</b>		<b>L1132469-4</b>						
Magnesium (Mg)-Total			N/A	MS-B	%		-	11-APR-12
Manganese (Mn)-Total			N/A	MS-B	%		-	11-APR-12
Nickel (Ni)-Total			112.9		%		70-130	11-APR-12
Potassium (K)-Total			N/A	MS-B	%		-	11-APR-12
Selenium (Se)-Total			127.3		%		70-130	11-APR-12
Silver (Ag)-Total			99.1		%		70-130	11-APR-12
Sodium (Na)-Total			N/A	MS-B	%		-	11-APR-12
Strontium (Sr)-Total			N/A	MS-B	%		-	11-APR-12
Tellurium (Te)-Total			116.8		%		70-130	11-APR-12
Thallium (Tl)-Total			97.2		%		70-130	11-APR-12
Tin (Sn)-Total			108.5		%		70-130	11-APR-12
Titanium (Ti)-Total			122.6		%		70-130	11-APR-12
Vanadium (V)-Total			118.9		%		70-130	11-APR-12
Zinc (Zn)-Total			110.1		%		70-130	11-APR-12
Zirconium (Zr)-Total			115.6		%		70-130	11-APR-12
<b>Batch</b>	<b>R2352195</b>							
<b>WG1454386-3 DUP</b>		<b>L1132288-1</b>						
Aluminum (Al)-Total		0.266	0.278		mg/L	4.5	20	16-APR-12
Calcium (Ca)-Total		7.12	7.04		mg/L	1.2	20	16-APR-12
Magnesium (Mg)-Total		2.06	2.06		mg/L	0.025	20	16-APR-12
Sodium (Na)-Total		1.27	1.26		mg/L	1.3	20	16-APR-12
Strontium (Sr)-Total		0.0154	0.0151		mg/L	1.6	20	16-APR-12
<b>WG1454386-8 LCS</b>								
Aluminum (Al)-Total			96.9		%		80-120	16-APR-12
Antimony (Sb)-Total			99.5		%		80-120	16-APR-12
Arsenic (As)-Total			96.8		%		80-120	16-APR-12
Barium (Ba)-Total			100.5		%		80-120	16-APR-12
Beryllium (Be)-Total			103.0		%		80-120	16-APR-12
Bismuth (Bi)-Total			114.4		%		80-120	16-APR-12
Boron (B)-Total			101.2		%		80-120	16-APR-12
Cadmium (Cd)-Total			112.2		%		80-120	16-APR-12
Calcium (Ca)-Total			107.3		%		80-120	16-APR-12
Chromium (Cr)-Total			112.4		%		80-120	16-APR-12
Cobalt (Co)-Total			108.4		%		80-120	16-APR-12



## Quality Control Report

Workorder: L1132288

Report Date: 18-APR-12

Page 12 of 17

Test	Matrix	Reference	Result	Qualifier	Units	RPD	Limit	Analyzed
<b>MET-T-MS-TB</b>		<b>Water</b>						
<b>Batch</b>	<b>R2352195</b>							
<b>WG1454386-8</b>	<b>LCS</b>							
Copper (Cu)-Total			109.0		%		80-120	16-APR-12
Iron (Fe)-Total			112.0		%		80-120	16-APR-12
Lead (Pb)-Total			114.4		%		80-120	16-APR-12
Lithium (Li)-Total			110.9		%		80-120	16-APR-12
Magnesium (Mg)-Total			115.2		%		80-120	16-APR-12
Manganese (Mn)-Total			115.6		%		80-120	16-APR-12
Molybdenum (Mo)-Total			98.6		%		80-120	16-APR-12
Nickel (Ni)-Total			110.6		%		80-120	16-APR-12
Potassium (K)-Total			106.9		%		80-120	16-APR-12
Selenium (Se)-Total			96.8		%		80-120	16-APR-12
Silver (Ag)-Total			101.2		%		80-120	16-APR-12
Sodium (Na)-Total			108.2		%		80-120	16-APR-12
Strontium (Sr)-Total			107.0		%		80-120	16-APR-12
Tellurium (Te)-Total			106.3		%		80-120	16-APR-12
Thallium (Tl)-Total			114.8		%		80-120	16-APR-12
Tin (Sn)-Total			98.0		%		80-120	16-APR-12
Titanium (Ti)-Total			100.3		%		80-120	16-APR-12
Tungsten (W)-Total			100.2		%		80-120	16-APR-12
Uranium (U)-Total			102.3		%		80-120	16-APR-12
Vanadium (V)-Total			111.5		%		80-120	16-APR-12
Zinc (Zn)-Total			109.8		%		80-120	16-APR-12
Zirconium (Zr)-Total			91.9		%		80-120	16-APR-12
<b>WG1454386-7</b>		<b>MB</b>						
Aluminum (Al)-Total			<0.0050		mg/L		0.005	16-APR-12
Antimony (Sb)-Total			<0.00060		mg/L		0.0006	16-APR-12
Arsenic (As)-Total			<0.0010		mg/L		0.001	16-APR-12
Barium (Ba)-Total			<0.010		mg/L		0.01	16-APR-12
Beryllium (Be)-Total			<0.0010		mg/L		0.001	16-APR-12
Bismuth (Bi)-Total			<0.0010		mg/L		0.001	16-APR-12
Boron (B)-Total			<0.050		mg/L		0.05	16-APR-12
Cadmium (Cd)-Total			<0.000017		mg/L		0.000017	16-APR-12
Calcium (Ca)-Total			<0.20		mg/L		0.2	16-APR-12
Chromium (Cr)-Total			<0.0010		mg/L		0.001	16-APR-12
Cobalt (Co)-Total			<0.00050		mg/L		0.0005	16-APR-12





## Quality Control Report

Workorder: L1132288

Report Date: 18-APR-12

Page 13 of 17

Test	Matrix	Reference	Result	Qualifier	Units	RPD	Limit	Analyzed
<b>MET-T-MS-TB</b>								
	<b>Water</b>							
<b>Batch</b>	<b>R2352195</b>							
<b>WG1454386-7</b>	<b>MB</b>							
Copper (Cu)-Total			<0.0010		mg/L		0.001	16-APR-12
Iron (Fe)-Total			<0.020		mg/L		0.02	16-APR-12
Lead (Pb)-Total			<0.0010		mg/L		0.001	16-APR-12
Lithium (Li)-Total			<0.050		mg/L		0.05	16-APR-12
Magnesium (Mg)-Total			<0.020		mg/L		0.02	16-APR-12
Manganese (Mn)-Total			<0.0010		mg/L		0.001	16-APR-12
Molybdenum (Mo)-Total			<0.0010		mg/L		0.001	16-APR-12
Nickel (Ni)-Total			<0.0020		mg/L		0.002	16-APR-12
Potassium (K)-Total			<0.50		mg/L		0.5	16-APR-12
Selenium (Se)-Total			<0.0010		mg/L		0.001	16-APR-12
Silver (Ag)-Total			<0.00010		mg/L		0.0001	16-APR-12
Sodium (Na)-Total			<0.10		mg/L		0.1	16-APR-12
Strontium (Sr)-Total			<0.0010		mg/L		0.001	16-APR-12
Tellurium (Te)-Total			<0.0010		mg/L		0.001	16-APR-12
Thallium (Tl)-Total			<0.00030		mg/L		0.0003	16-APR-12
Tin (Sn)-Total			<0.0010		mg/L		0.001	16-APR-12
Titanium (Ti)-Total			<0.0020		mg/L		0.002	16-APR-12
Tungsten (W)-Total			<0.010		mg/L		0.01	16-APR-12
Uranium (U)-Total			<0.0050		mg/L		0.005	16-APR-12
Vanadium (V)-Total			<0.0010		mg/L		0.001	16-APR-12
Zinc (Zn)-Total			<0.0030		mg/L		0.003	16-APR-12
Zirconium (Zr)-Total			<0.0010		mg/L		0.001	16-APR-12
<b>NH3-COL-TB</b>								
	<b>Water</b>							
<b>Batch</b>	<b>R2348767</b>							
<b>WG1454264-2</b>	<b>LCS</b>							
Ammonia, Total (as N)			93.1		%		85-115	10-APR-12
<b>WG1454264-1</b>	<b>MB</b>							
Ammonia, Total (as N)			<0.020		mg/L		0.02	10-APR-12
<b>WG1454264-4</b>	<b>MS</b>	<b>L1132022-1</b>						
Ammonia, Total (as N)			N/A	MS-B	%		-	10-APR-12
<b>Batch</b>	<b>R2350518</b>							
<b>WG1455392-2</b>	<b>LCS</b>							
Ammonia, Total (as N)			98.9		%		85-115	12-APR-12
<b>WG1455392-1</b>	<b>MB</b>							
Ammonia, Total (as N)			<0.020		mg/L		0.02	12-APR-12

## Quality Control Report

Workorder: L1132288

Report Date: 18-APR-12

Page 14 of 17

Test	Matrix	Reference	Result	Qualifier	Units	RPD	Limit	Analyzed
<b>NH3-COL-TB</b>								
Batch R2350518								
WG1455392-4	MS	L1132873-1						
Ammonia, Total (as N)			100.9		%		75-125	12-APR-12
WG1455392-6	MS	L1132873-33						
Ammonia, Total (as N)			94.8		%		75-125	12-APR-12
WG1455392-8	MS	L1133465-10						
Ammonia, Total (as N)			87.9		%		75-125	12-APR-12
<b>NO2-IC-TB</b>								
Batch R2348607								
WG1454238-2	LCS							
Nitrite (as N)			100.9		%		85-115	09-APR-12
WG1454238-1	MB							
Nitrite (as N)			<0.020		mg/L		0.02	09-APR-12
<b>NO3-IC-TB</b>								
Batch R2348607								
WG1454238-2	LCS							
Nitrate (as N)			100.6		%		85-115	09-APR-12
WG1454238-1	MB							
Nitrate (as N)			<0.030		mg/L		0.03	09-APR-12
<b>OGG-TOT-WT</b>								
Batch R2352433								
WG1458159-2	LCS							
Oil and Grease, Total			101.3		%		75-120	18-APR-12
WG1458159-3	LCSD	WG1458159-2						
Oil and Grease, Total		101.3	103		%	1.2	45	18-APR-12
WG1458159-1	MB							
Oil and Grease, Total			<2.0		mg/L		2	18-APR-12
Batch R2352534								
WG1457870-2	LCS							
Oil and Grease, Total			84.3		%		75-120	17-APR-12
WG1457870-3	LCSD	WG1457870-2						
Oil and Grease, Total		84.3	81		%	4.2	45	17-APR-12
WG1457870-1	MB							
Oil and Grease, Total			<2.0		mg/L		2	17-APR-12
<b>P-T-COL-TB</b>								
Matrix								



## Quality Control Report

Workorder: L1132288

Report Date: 18-APR-12

Page 15 of 17

Test	Matrix	Reference	Result	Qualifier	Units	RPD	Limit	Analyzed
<b>P-T-COL-TB</b>								
<b>Water</b>								
<b>Batch</b>	<b>R2349911</b>							
<b>WG1454881-3</b>	<b>DUP</b>	<b>L1132288-5</b>						
Phosphorus (P)-Total		0.0211	0.0201		mg/L	4.8	20	11-APR-12
<b>WG1454881-2</b>	<b>LCS</b>							
Phosphorus (P)-Total			99.1		%		80-120	11-APR-12
<b>WG1454881-1</b>	<b>MB</b>							
Phosphorus (P)-Total			<0.0050		mg/L		0.005	11-APR-12
<b>WG1454881-4</b>	<b>MS</b>	<b>L1132288-5</b>						
Phosphorus (P)-Total			93.1		%		70-130	11-APR-12
<b>PH-CAP-TB</b>								
<b>Water</b>								
<b>Batch</b>	<b>R2348484</b>							
<b>WG1453904-2</b>	<b>LCS</b>							
pH			5.99		pH		5.9-6.1	09-APR-12
<b>SO4-IC-TB</b>								
<b>Water</b>								
<b>Batch</b>	<b>R2348607</b>							
<b>WG1454238-2</b>	<b>LCS</b>							
Sulfate (SO4)			102.4		%		85-115	09-APR-12
<b>WG1454238-1</b>	<b>MB</b>							
Sulfate (SO4)			<0.30		mg/L		0.3	09-APR-12
<b>SOLIDS-TOTSUS-TB</b>								
<b>Water</b>								
<b>Batch</b>	<b>R2349173</b>							
<b>WG1454317-3</b>	<b>DUP</b>	<b>L1132288-9</b>						
Total Suspended Solids		122	126		mg/L	3.4	20	10-APR-12
<b>WG1454317-2</b>	<b>LCS</b>							
Total Suspended Solids			96.4		%		85-115	10-APR-12
<b>WG1454317-1</b>	<b>MB</b>							
Total Suspended Solids			<2.0		mg/L		2	10-APR-12

# Quality Control Report

Workorder: L1132288

Report Date: 18-APR-12

Page 16 of 17

## Legend:

---

Limit	ALS Control Limit (Data Quality Objectives)
DUP	Duplicate
RPD	Relative Percent Difference
N/A	Not Available
LCS	Laboratory Control Sample
SRM	Standard Reference Material
MS	Matrix Spike
MSD	Matrix Spike Duplicate
ADE	Average Desorption Efficiency
MB	Method Blank
IRM	Internal Reference Material
CRM	Certified Reference Material
CCV	Continuing Calibration Verification
CVS	Calibration Verification Standard
LCSD	Laboratory Control Sample Duplicate

## Sample Parameter Qualifier Definitions:

---

Qualifier	Description
J	Duplicate results and limits are expressed in terms of absolute difference.
MS-B	Matrix Spike recovery could not be accurately calculated due to high analyte background in sample.
RPD-NA	Relative Percent Difference Not Available due to result(s) being less than detection limit.

---

# Quality Control Report

Workorder: L1132288

Report Date: 18-APR-12

Page 17 of 17

## Hold Time Exceedances:

ALS Product Description	Sample ID	Sampling Date	Date Processed	Rec. HT	Actual HT	Units	Qualifier
<b>Physical Tests</b>							
Conductivity (EC)	6	04-APR-12 16:00	09-APR-12 16:40	4	5	days	EHTR
	7	04-APR-12 15:30	09-APR-12 16:40	4	5	days	EHTR
	8	04-APR-12 15:00	09-APR-12 16:40	4	5	days	EHTR
	9	04-APR-12 14:15	09-APR-12 16:40	4	5	days	EHTR
	10	04-APR-12 14:00	09-APR-12 16:40	4	5	days	EHTR
	11	04-APR-12 13:05	09-APR-12 16:40	4	5	days	EHTR
	12	04-APR-12 16:05	09-APR-12 16:40	4	5	days	EHTR
	14	04-APR-12 13:05	09-APR-12 16:40	4	5	days	EHTR
pH	6	04-APR-12 16:00	09-APR-12 16:40	4	5	days	EHTR
	7	04-APR-12 15:30	09-APR-12 16:40	4	5	days	EHTR
	8	04-APR-12 15:00	09-APR-12 16:40	4	5	days	EHTR
	9	04-APR-12 14:15	09-APR-12 16:40	4	5	days	EHTR
	10	04-APR-12 14:00	09-APR-12 16:40	4	5	days	EHTR
	11	04-APR-12 13:05	09-APR-12 16:40	4	5	days	EHTR
	12	04-APR-12 16:05	09-APR-12 16:40	4	5	days	EHTR
	14	04-APR-12 13:05	09-APR-12 16:40	4	5	days	EHTR

## Legend & Qualifier Definitions:

EHTR-FM:	Exceeded ALS recommended hold time prior to sample receipt. Field Measurement recommended.
EHTR:	Exceeded ALS recommended hold time prior to sample receipt.
EHTL:	Exceeded ALS recommended hold time prior to analysis. Sample was received less than 24 hours prior to expiry.
EHT:	Exceeded ALS recommended hold time prior to analysis.
Rec. HT:	ALS recommended hold time (see units).

### Notes\*:

Where actual sampling date is not provided to ALS, the date (& time) of receipt is used for calculation purposes.  
Where actual sampling time is not provided to ALS, the earlier of 12 noon on the sampling date or the time (& date) of receipt is used for calculation purposes. Samples for L1132288 were received on 09-APR-12 14:15.

ALS recommended hold times may vary by province. They are assigned to meet known provincial and/or federal government requirements. In the absence of regulatory hold times, ALS establishes recommendations based on guidelines published by the US EPA, APHA Standard Methods, or Environment Canada (where available). For more information, please contact ALS.

The ALS Quality Control Report is provided to ALS clients upon request. ALS includes comprehensive QC checks with every analysis to ensure our high standards of quality are met. Each QC result has a known or expected target value, which is compared against pre-determined data quality objectives to provide confidence in the accuracy of associated test results.

Please note that this report may contain QC results from anonymous Sample Duplicates and Matrix Spikes that do not originate from this Work Order.



<b>Report to</b>	<b>Report Format / Distribution</b>	<b>Service Requested (Rush for routine analysis subject to availability)</b>
Company: Treasury Metals	<input checked="" type="checkbox"/> Standard <input type="checkbox"/> Other (specify):	<input checked="" type="radio"/> Regular (Default)
Contact: Mac Potter	<input type="checkbox"/> PDF <input checked="" type="checkbox"/> Excel <input type="checkbox"/> Digital <input type="checkbox"/> Fax	<input type="radio"/> Priority (Specify Date Required → → )    Surcharges apply
Address: 899 Tree Nursery Rd Wabigoon ON P0V 2W0	Email 1: mac@treasurymetals.com	<input type="radio"/> Emergency (1 Business Day) - 100% Surcharge
Phone: 807-223-6191    Fax:	Email 2: lritchie@dstgroup.com	<input type="radio"/> For Emergency < 1 Day, ASAP or Weekend - Contact ALS

<b>Invoice To</b> Same as Report? <input checked="" type="radio"/> Yes <input type="radio"/> No (write address below)	<b>Client / Project Information</b>	<b>Analysis Request</b> Please indicate below Filtered, Preserved or both (F, P, F/P)											
<b>THE QUESTIONS BELOW MUST BE ANSWERED FOR WATER SAMPLES (circle Yes or No)</b>	Job #: M09706A01	Alkalinity, pH, Conductivity	Cl, NO2, NO3, SO4	Acidity, TSS	TOT Cyanide	WAD Cyanide	CN-FREE-COL-VA	NH4, Total Phosphorus	OGG	Total Metals + Hg	Dissolved Metals + Hg	Hardness	Number of Containers
Are any samples taken from a regulated DW System?    Yes <input checked="" type="radio"/> No <input type="radio"/>	PO / AFE: M02010 - P0115												
If yes, an authorized Drinking Water COC MUST be used for this submission.	LSD: Goliath Project												
Is the water sampled intended to be potable for human consumption?    Yes <input type="radio"/> No <input checked="" type="radio"/>	Quote #: Q32690												

Lab Work Order # (lab use only)	ALS Contact: <u>Karen R</u>	Sampler: <u>mp</u> <u>KK</u>
------------------------------------	-----------------------------	---------------------------------

Sample #	Sample Identification (This description will appear on the report)	Date (dd-mm-yy)	Time (hh:mm)	Sample Type	Alkalinity, pH, Conductivity	Cl, NO2, NO3, SO4	Acidity, TSS	TOT Cyanide	WAD Cyanide	CN-FREE-COL-VA	NH4, Total Phosphorus	OGG	Total Metals + Hg	Dissolved Metals + Hg	Hardness	Number of Containers
1	JCTa	05/04/12	11:30	Water	X	X	X	X	X	X	X	X	X	X	X	9
2	SW 8	05/04/12	9:30	Water	X	X	X	X	X	X	X	X	X	X	X	9
3	SW 7	05/04/12	10:00	Water	X	X	X	X	X	X	X	X	X	X	X	9
4	SW 9	05/04/12	11:00	Water	X	X	X	X	X	X	X	X	X	X	X	9
5	SW 10	05/04/12	8:30	Water	X	X	X	X	X	X	X	X	X	X	X	9
6	SW 1	04/04/12	4:00	Water	X	X	X	X	X	X	X	X	X	X	X	9
7	SW 3	04/04/12	3:20	Water	X	X	X	X	X	X	X	X	X	X	X	9
8	SW 2	04/04/12	3:00	Water	X	X	X	X	X	X	X	X	X	X	X	9
9	TL 2a	04/04/12	2:15	Water	X	X	X	X	X	X	X	X	X	X	X	9
10	TL 3	04/04/12	2:00	Water	X	X	X	X	X	X	X	X	X	X	X	9
11	TL 1a	04/04/12	1:05	Water	X	X	X	X	X	X	X	X	X	X	X	9
12	SW 15	04/04/12	4:05	Water	X	X	X	X	X	X	X	X	X	X	X	9

**Special Instructions / Regulations / Hazardous Details**  
 Reg 153 Table 1 2 3 TCLP MISA PWQO OTHER (please specify): SW 105    05/04/12 8:59 # RAN OUT OF COC SHEETS, WILL  
 Circle one - Note drinking water samples MUST USE DW Chain of Custody    + Travel Blank 9    PHONE TO CONFIRM WITH KAREN R

Failure to complete all portions of this form may delay analysis. Please fill in this form LEGIBLY.  
 By the use of this form the user acknowledges and agrees with the Terms and Conditions as specified on the back page of the white - report copy.

SHIPMENT RELEASE (client use)			SHIPMENT RECEPTION (lab use only)			SHIPMENT VERIFICATION (lab use only)				
Released by: <u>Mackenzie Potter</u>	Date: <u>05/04/12</u>	Time: <u>12:30</u>	Received by: <u>WB</u>	Date: <u>09-APR-12</u>	Time: <u>14:15</u>	Temperature: <u>12.40c</u>	Verified by: <u>WB</u>	Date: <u>09-APR-12</u>	Time: <u>14:15</u>	Observations: Yes (No?) If Yes add SIF

C1-9.5    C3-11.2  
C2-12.4



### Sample Integrity Form

This report summarizes some deficiencies found in your recent submission, and the actions that will be taken unless you contact us to make specific instructions.

Date Received: <b>09-APR-17</b>		Client: <b>Treasury Metals</b>	
Completed by (initial): <b>JS</b>		Submission ID: L# or Other Identifying Mark: <b>L137288</b>	
<b>1</b>	<b>Deficiency Found:</b>	<b>Without further instruction, We WILL:</b>	<b>2</b>
	Samples under Regulation not circled yes or no	Proceed with samples as not from a regulated drinking water system and not intended for human consumption	
	Chain of Custody Questions Not Answered or Not on the Chain of Custody	Proceed with samples as not from a regulated drinking water system but intended for human consumption	
	Analyses requested not completed on Chain of Custody	Proceed to follow information on the chain of custody unless you specify otherwise	
	Sample was received with a temperature higher than 20°C (Microbiology)	Proceed to follow information on the bottle(s) unless you specify otherwise	
	COC information is incomplete or illegible	Proceed with analysis - Results may be qualified	
	COC not signed and dated by client	Preserve and proceed with analysis	
	Regulated Sample Type(s) not indicated on the Chain of Custody	Proceed with the samples as regulated unless specified otherwise	
	Sample Description not clearly indicated on Chain of Custody	Advise you resample for deficient sample(s)	
	COC information does not match bottle label	Proceed with analysis of (remaining) sample(s)	
	Analysis Required not listed or clearly specified	Proceed with regular testing from previous submissions unless you specify otherwise	
	No COC accompanying the submission	<b>Further Comments/Specifics:</b>  <i>Samples exceeded hold time.</i>  <i>Will proceed with analysis - results may be qualified</i>	
	Sample Bottle labeling issue (label is missing, blank, or doesn't match COC)		
	Wrong Sample Bottle used		
	Sample received after analytical hold time has been exceeded		
	Filter and Preserve at Lab		
	Sample bottle found broken when received		
	Sample received with headspace		
	Insufficient number of bottles or sample volume provided		
	Sample Received Unpreserved		
	Bottles in shipment but not listed on chain of custody		
	Sample < Freezing Point (contains ice crystals or frozen)		
	Bottles listed on chain of custody but missing in shipment		
<p><b>← If Checked HERE, you NEED to contact the laboratory for further discussion</b></p> <p><b>For more information or to contact the laboratory: Login CSS 800-668-9878</b></p>			

ADDRESS 1081 Barton Street, Thunder Bay, Ontario, Canada P7B 5N3 | PHONE +1 807 623 6463 | FAX +1 807 623 7598  
ALS CANADA LIMITED Part of the ALS Laboratory Group A Campbell Brothers Limited Company



www.alsglobal.com

RIGHT SOLUTIONS RIGHT PARTNER



TREASURY METALS INC.  
ATTN: Mac Potter  
899 Tree Nursery Rd  
Wabigoon ON P0V 2W0

Date Received: 30-APR-12  
Report Date: 09-MAY-12 14:22 (MT)  
Version: FINAL

Client Phone: 807-223-6191

## Certificate of Analysis

**Lab Work Order #:** L1140620  
**Project P.O. #:** M0210-P0115  
**Job Reference:** M0906A01  
**C of C Numbers:**  
**Legal Site Desc:** GOLIATH PROJECT

  
\_\_\_\_\_  
Karen Rutledge  
Account Manager

[This report shall not be reproduced except in full without the written authority of the Laboratory.]

ADDRESS: 1081 Barton Street, Thunder Bay, ON P7B 5N3 Canada | Phone: +1 807 623 6463 | Fax: +1 807 623 7598  
ALS CANADA LTD Part of the ALS Group A Campbell Brothers Limited Company



## ALS ENVIRONMENTAL ANALYTICAL REPORT

Sample ID Description Sampled Date Sampled Time Client ID		L1140620-1 WATER 26-APR-12 12:20 TL2A	L1140620-2 WATER 26-APR-12 12:50 TL1A	L1140620-3 WATER 26-APR-12 13:36 TL3	L1140620-4 WATER 26-APR-12 14:05 SW2	L1140620-5 WATER 26-APR-12 14:45 SW3
Grouping	Analyte					
<b>WATER</b>						
<b>Physical Tests</b>	Conductivity (EC) (uS/cm)	107	46.3	89.3	135	147
	Hardness (as CaCO3) (mg/L)	51.7	19.5	41.3	67.6	53.0
	pH (pH)	7.37	6.74	7.42	7.66	7.47
	Total Suspended Solids (mg/L)	59.8	3.3	2.3	59.8	2.1
<b>Anions and Nutrients</b>	Acidity (as CaCO3) (mg/L)	6.2	4.8	2.8	3.4	3.4
	Alkalinity, Total (as CaCO3) (mg/L CaCO3)	43.4	13.7	33.8	58.2	43.0
	Ammonia, Total (as N) (mg/L)	<0.020	<0.020	<0.020	<0.020	<0.020
	Chloride (Cl) (mg/L)	0.50	0.44	1.30	2.16	13.8
	Nitrate (as N) (mg/L)	<0.030	<0.030	<0.030	<0.030	<0.030
	Nitrite (as N) (mg/L)	<0.020	<0.020	<0.020	<0.020	<0.020
	Phosphorus (P)-Total (mg/L)	0.0404	0.0079	0.0103	0.0920	0.0152
	Sulfate (SO4) (mg/L)	3.08	2.94	3.71	2.70	3.24
<b>Cyanides</b>	Cyanide, Weak Acid Diss (mg/L)	<0.0020	<0.0020	<0.0020	<0.0020	<0.0020
	Cyanide, Total (mg/L)	<0.0020	<0.0020	<0.0020	<0.0020	<0.0020
	Cyanide, Free (mg/L)	<0.0050	<0.0050	<0.0050	<0.0050	<0.0050
<b>Total Metals</b>	Aluminum (Al)-Total (mg/L)	0.390	0.112	0.107	0.509	0.156
	Antimony (Sb)-Total (mg/L)	<0.00060	<0.00060	<0.00060	<0.00060	<0.00060
	Arsenic (As)-Total (mg/L)	<0.0010	<0.0010	<0.0010	<0.0010	<0.0010
	Barium (Ba)-Total (mg/L)	0.014	<0.010	<0.010	0.021	<0.010
	Beryllium (Be)-Total (mg/L)	<0.0010	<0.0010	<0.0010	<0.0010	<0.0010
	Bismuth (Bi)-Total (mg/L)	<0.0010	<0.0010	<0.0010	<0.0010	<0.0010
	Boron (B)-Total (mg/L)	<0.050	<0.050	<0.050	<0.050	<0.050
	Cadmium (Cd)-Total (mg/L)	<0.000017	<0.000017	<0.000017	0.000020	<0.000017
	Calcium (Ca)-Total (mg/L)	14.4	5.53	11.1	18.5	15.2
	Chromium (Cr)-Total (mg/L)	0.0013	<0.0010	<0.0010	0.0013	<0.0010
	Cobalt (Co)-Total (mg/L)	<0.00050	<0.00050	<0.00050	0.00064	<0.00050
	Copper (Cu)-Total (mg/L)	0.0022	<0.0010	0.0011	0.0035	0.0012
	Iron (Fe)-Total (mg/L)	0.735	0.286	0.227	0.933	0.271
	Lead (Pb)-Total (mg/L)	<0.0010	<0.0010	<0.0010	<0.0010	<0.0010
	Lithium (Li)-Total (mg/L)	<0.050	<0.050	<0.050	<0.050	<0.050
	Magnesium (Mg)-Total (mg/L)	4.72	1.53	3.06	5.59	3.84
	Manganese (Mn)-Total (mg/L)	0.0506	0.0302	0.0192	0.0965	0.0113
	Mercury (Hg)-Total (mg/L)	<0.000010	<0.000010	<0.000010	<0.000010	<0.000010
	Molybdenum (Mo)-Total (mg/L)	<0.0010	<0.0010	<0.0010	<0.0010	<0.0010
	Nickel (Ni)-Total (mg/L)	<0.0020	<0.0020	<0.0020	0.0022	<0.0020
Potassium (K)-Total (mg/L)	2.50	<0.50	1.03	1.93	1.18	
Selenium (Se)-Total (mg/L)	<0.0010	<0.0010	<0.0010	<0.0010	<0.0010	

\* Please refer to the Reference Information section for an explanation of any qualifiers detected.

## ALS ENVIRONMENTAL ANALYTICAL REPORT

Sample ID Description Sampled Date Sampled Time Client ID		L1140620-6 WATER 26-APR-12 15:40 SW1	L1140620-7 WATER 27-APR-12 07:30 SW7	L1140620-8 WATER 27-APR-12 07:50 SW8	L1140620-9 WATER 27-APR-12 08:20 SW10	L1140620-10 WATER 27-APR-12 09:00 SW9
Grouping	Analyte					
<b>WATER</b>						
<b>Physical Tests</b>	Conductivity (EC) (uS/cm)	80.8	109	77.7	91.0	153
	Hardness (as CaCO3) (mg/L)	38.3	49.6	36.8	43.5	75.6
	pH (pH)	7.41	7.73	7.42	7.52	7.59
	Total Suspended Solids (mg/L)	3.3	7.6	3.1	<2.0	2.0
<b>Anions and Nutrients</b>	Acidity (as CaCO3) (mg/L)	2.8	2.6	2.4	3.0	4.6
	Alkalinity, Total (as CaCO3) (mg/L CaCO3)	32.9	49.7	27.7	36.2	72.0
	Ammonia, Total (as N) (mg/L)	<0.020	<0.020	<0.020	<0.020	0.020
	Chloride (Cl) (mg/L)	0.32	0.16	0.21	0.20	0.27
	Nitrate (as N) (mg/L)	<0.030	0.044	0.188	0.056	0.094
	Nitrite (as N) (mg/L)	<0.020	<0.020	<0.020	<0.020	<0.020
	Phosphorus (P)-Total (mg/L)	0.0063	0.0081	0.0114	0.0051	0.0081
	Sulfate (SO4) (mg/L)	2.07	1.31	4.87	3.56	1.32
<b>Cyanides</b>	Cyanide, Weak Acid Diss (mg/L)	<0.0020	<0.0020	<0.0020	<0.0020	<0.0020
	Cyanide, Total (mg/L)	<0.0020	<0.0020	<0.0020	<0.0020	<0.0020
	Cyanide, Free (mg/L)	<0.0050	<0.0050	<0.0050	<0.0050	<0.0050
<b>Total Metals</b>	Aluminum (Al)-Total (mg/L)	0.0660	0.0334	0.160	0.0688	0.0639
	Antimony (Sb)-Total (mg/L)	<0.00060	<0.00060	<0.00060	<0.00060	<0.00060
	Arsenic (As)-Total (mg/L)	<0.0010	<0.0010	<0.0010	<0.0010	<0.0010
	Barium (Ba)-Total (mg/L)	<0.010	0.014	<0.010	<0.010	0.014
	Beryllium (Be)-Total (mg/L)	<0.0010	<0.0010	<0.0010	<0.0010	<0.0010
	Bismuth (Bi)-Total (mg/L)	<0.0010	<0.0010	<0.0010	<0.0010	<0.0010
	Boron (B)-Total (mg/L)	<0.050	<0.050	<0.050	<0.050	<0.050
	Cadmium (Cd)-Total (mg/L)	<0.000017	<0.000017	<0.000017	<0.000017	<0.000017
	Calcium (Ca)-Total (mg/L)	11.4	17.7	10.7	13.8	22.9
	Chromium (Cr)-Total (mg/L)	<0.0010	<0.0010	<0.0010	<0.0010	<0.0010
	Cobalt (Co)-Total (mg/L)	<0.00050	<0.00050	<0.00050	<0.00050	<0.00050
	Copper (Cu)-Total (mg/L)	<0.0010	<0.0010	<0.0010	<0.0010	<0.0010
	Iron (Fe)-Total (mg/L)	0.248	0.392	0.482	0.685	0.122
	Lead (Pb)-Total (mg/L)	<0.0010	<0.0010	<0.0010	<0.0010	<0.0010
	Lithium (Li)-Total (mg/L)	<0.050	<0.050	<0.050	<0.050	<0.050
	Magnesium (Mg)-Total (mg/L)	2.28	1.77	2.15	2.19	4.54
	Manganese (Mn)-Total (mg/L)	0.0515	0.0623	0.0211	0.0413	0.0283
	Mercury (Hg)-Total (mg/L)	<0.000010	<0.000010	<0.000010	<0.000010	<0.000010
	Molybdenum (Mo)-Total (mg/L)	<0.0010	<0.0010	<0.0010	<0.0010	<0.0010
	Nickel (Ni)-Total (mg/L)	<0.0020	<0.0020	<0.0020	<0.0020	<0.0020
Potassium (K)-Total (mg/L)	0.98	0.56	0.62	0.55	1.56	
Selenium (Se)-Total (mg/L)	<0.0010	<0.0010	<0.0010	<0.0010	<0.0010	

\* Please refer to the Reference Information section for an explanation of any qualifiers detected.

## ALS ENVIRONMENTAL ANALYTICAL REPORT

		Sample ID	L1140620-11	L1140620-12	L1140620-13	L1140620-14
		Description	WATER	WATER	WATER	WATER
		Sampled Date	26-APR-12	27-APR-12	27-APR-12	26-APR-12
		Sampled Time	13:00	09:00	10:46	12:30
		Client ID	TL100	JCTA	SW11	TRAVEL BLANK
Grouping	Analyte					
<b>WATER</b>						
<b>Physical Tests</b>	Conductivity (EC) (uS/cm)		45.0	75.7	37.4	<3.0
	Hardness (as CaCO3) (mg/L)		19.3	34.2	16.5	<0.51
	pH (pH)		6.80	7.24	5.76	5.36
	Total Suspended Solids (mg/L)		<2.0	<2.0	36.2	<2.0
<b>Anions and Nutrients</b>	Acidity (as CaCO3) (mg/L)		5.2	3.2	9.6	<2.0
	Alkalinity, Total (as CaCO3) (mg/L CaCO3)		13.7	28.1	6.0	<5.0
	Ammonia, Total (as N) (mg/L)		<0.020	<0.020	<0.020	<0.020
	Chloride (Cl) (mg/L)		0.43	0.77	0.38	<0.10
	Nitrate (as N) (mg/L)		<0.030	<0.030	0.040	<0.030
	Nitrite (as N) (mg/L)		<0.020	<0.020	<0.020	<0.020
	Phosphorus (P)-Total (mg/L)		0.0074	0.0104	0.0312	<0.0050
	Sulfate (SO4) (mg/L)		2.88	3.33	3.47	<0.30
<b>Cyanides</b>	Cyanide, Weak Acid Diss (mg/L)		<0.0020	<0.0020	<0.0020	<0.0020
	Cyanide, Total (mg/L)		<0.0020	<0.0020	<0.0020	<0.0020
	Cyanide, Free (mg/L)		<0.0050	<0.0050	<0.0050	<0.0050
<b>Total Metals</b>	Aluminum (Al)-Total (mg/L)		0.118	0.140	1.21	<0.0050
	Antimony (Sb)-Total (mg/L)		<0.00060	<0.00060	<0.00060	<0.00060
	Arsenic (As)-Total (mg/L)		<0.0010	<0.0010	<0.0010	<0.0010
	Barium (Ba)-Total (mg/L)		<0.010	<0.010	0.013	<0.010
	Beryllium (Be)-Total (mg/L)		<0.0010	<0.0010	<0.0010	<0.0010
	Bismuth (Bi)-Total (mg/L)		<0.0010	<0.0010	<0.0010	<0.0010
	Boron (B)-Total (mg/L)		<0.050	<0.050	<0.050	<0.050
	Cadmium (Cd)-Total (mg/L)		<0.000017	<0.000017	0.000031	<0.000017
	Calcium (Ca)-Total (mg/L)		5.30	9.71	5.27	<0.20
	Chromium (Cr)-Total (mg/L)		<0.0010	<0.0010	0.0024	<0.0010
	Cobalt (Co)-Total (mg/L)		<0.00050	<0.00050	0.00073	<0.00050
	Copper (Cu)-Total (mg/L)		<0.0010	0.0011	0.0020	<0.0010
	Iron (Fe)-Total (mg/L)		0.265	0.305	1.50	<0.020
	Lead (Pb)-Total (mg/L)		<0.0010	<0.0010	<0.0010	<0.0010
	Lithium (Li)-Total (mg/L)		<0.050	<0.050	<0.050	<0.050
	Magnesium (Mg)-Total (mg/L)		1.41	2.75	1.54	<0.020
	Manganese (Mn)-Total (mg/L)		0.0276	0.0339	0.0437	<0.0010
	Mercury (Hg)-Total (mg/L)		<0.000010	<0.000010	<0.000010	<0.000010
	Molybdenum (Mo)-Total (mg/L)		<0.0010	<0.0010	<0.0010	<0.0010
	Nickel (Ni)-Total (mg/L)		<0.0020	<0.0020	<0.0020	<0.0020
	Potassium (K)-Total (mg/L)		<0.50	1.03	<0.50	<0.50
Selenium (Se)-Total (mg/L)		<0.0010	<0.0010	<0.0010	<0.0010	

\* Please refer to the Reference Information section for an explanation of any qualifiers detected.

## ALS ENVIRONMENTAL ANALYTICAL REPORT

09-MAY-12 14:22 (MT)

Version: FINAL

Sample ID Description Sampled Date Sampled Time Client ID	L1140620-1 WATER 26-APR-12 12:20 TL2A	L1140620-2 WATER 26-APR-12 12:50 TL1A	L1140620-3 WATER 26-APR-12 13:36 TL3	L1140620-4 WATER 26-APR-12 14:05 SW2	L1140620-5 WATER 26-APR-12 14:45 SW3	
Grouping	Analyte					
<b>WATER</b>						
<b>Total Metals</b>	Silver (Ag)-Total (mg/L)	<0.00010	<0.00010	<0.00010 <sup>RRV</sup>	<0.00010	<0.00010
	Sodium (Na)-Total (mg/L)	2.63	1.16	1.89	2.39	8.82
	Strontium (Sr)-Total (mg/L)	0.0312	0.0130	0.0243	0.0357	0.0347
	Tellurium (Te)-Total (mg/L)	<0.0010	<0.0010	<0.0010	<0.0010	<0.0010
	Thallium (Tl)-Total (mg/L)	<0.00030	<0.00030	<0.00030	<0.00030	<0.00030
	Tin (Sn)-Total (mg/L)	<0.0010	<0.0010	<0.0010	<0.0010	<0.0010
	Titanium (Ti)-Total (mg/L)	0.0119	0.0022	0.0031	0.0161	0.0056
	Tungsten (W)-Total (mg/L)	<0.010	<0.010	<0.010	<0.010	<0.010
	Uranium (U)-Total (mg/L)	<0.0050	<0.0050	<0.0050	<0.0050	<0.0050
	Vanadium (V)-Total (mg/L)	0.0013	<0.0010	<0.0010	0.0019	<0.0010
	Zinc (Zn)-Total (mg/L)	0.0031	<0.0030	<0.0030 <sup>RRV</sup>	0.0073	<0.0030
	Zirconium (Zr)-Total (mg/L)	<0.0010	<0.0010	<0.0010	<0.0010	<0.0010
<b>Dissolved Metals</b>	Aluminum (Al)-Dissolved (mg/L)	0.0884	0.0850	0.0587	0.0484	0.0264
	Antimony (Sb)-Dissolved (mg/L)	<0.00060	<0.00060	<0.00060	<0.00060	<0.00060
	Arsenic (As)-Dissolved (mg/L)	<0.0010	<0.0010	<0.0010	<0.0010	<0.0010
	Barium (Ba)-Dissolved (mg/L)	<0.010	<0.010	<0.010	0.013	<0.010
	Beryllium (Be)-Dissolved (mg/L)	<0.0010	<0.0010	<0.0010	<0.0010	<0.0010
	Bismuth (Bi)-Dissolved (mg/L)	<0.0010	<0.0010	<0.0010	<0.0010	<0.0010
	Boron (B)-Dissolved (mg/L)	<0.050	<0.050	<0.050	<0.050	<0.050
	Cadmium (Cd)-Dissolved (mg/L)	<0.000017	0.000037	0.000021	0.000025	<0.000017
	Calcium (Ca)-Dissolved (mg/L)	13.7	5.38	11.2	18.2	15.0
	Chromium (Cr)-Dissolved (mg/L)	<0.0010	<0.0010	<0.0010	<0.0010	<0.0010
	Cobalt (Co)-Dissolved (mg/L)	<0.00050	<0.00050	<0.00050	<0.00050	<0.00050
	Copper (Cu)-Dissolved (mg/L)	0.0012	0.0011	0.0019	0.0023	0.0012
	Iron (Fe)-Dissolved (mg/L)	0.303	0.170	0.099	0.155	0.057
	Lead (Pb)-Dissolved (mg/L)	<0.0010	<0.0010	<0.0010	<0.0010	<0.0010
	Lithium (Li)-Dissolved (mg/L)	<0.050	<0.050	<0.050	<0.050	<0.050
	Magnesium (Mg)-Dissolved (mg/L)	4.25	1.47	3.28	5.39	3.79
	Manganese (Mn)-Dissolved (mg/L)	0.0190	0.0253	0.0179	0.0539	0.0061
	Mercury (Hg)-Dissolved (mg/L)	<0.000010	<0.000010	<0.000010	<0.000010	0.000038
	Molybdenum (Mo)-Dissolved (mg/L)	<0.0010	<0.0010	<0.0010	<0.0010	<0.0010
	Nickel (Ni)-Dissolved (mg/L)	<0.0020	<0.0020	<0.0020	<0.0020	<0.0020
	Potassium (K)-Dissolved (mg/L)	2.37	0.52	1.11	1.92	1.16
	Selenium (Se)-Dissolved (mg/L)	<0.0010	<0.0010	<0.0010	<0.0010	<0.0010
	Silver (Ag)-Dissolved (mg/L)	<0.00010	<0.00010	<0.00010	<0.00010	<0.00010
	Sodium (Na)-Dissolved (mg/L)	2.48	1.16	2.98 <sup>RRV</sup>	2.46	8.97
	Strontium (Sr)-Dissolved (mg/L)	0.0299	0.0122	0.0249	0.0340	0.0333

\* Please refer to the Reference Information section for an explanation of any qualifiers detected.

## ALS ENVIRONMENTAL ANALYTICAL REPORT

Sample ID Description Sampled Date Sampled Time Client ID	L1140620-6 WATER 26-APR-12 15:40 SW1	L1140620-7 WATER 27-APR-12 07:30 SW7	L1140620-8 WATER 27-APR-12 07:50 SW8	L1140620-9 WATER 27-APR-12 08:20 SW10	L1140620-10 WATER 27-APR-12 09:00 SW9	
Grouping	Analyte					
<b>WATER</b>						
<b>Total Metals</b>	Silver (Ag)-Total (mg/L)	<0.00010	<0.00010	<0.00010	<0.00010	<0.00010
	Sodium (Na)-Total (mg/L)	1.41	1.03	1.24	1.48	2.51
	Strontium (Sr)-Total (mg/L)	0.0204	0.0243	0.0215	0.0241	0.0396
	Tellurium (Te)-Total (mg/L)	<0.0010	<0.0010	<0.0010	<0.0010	<0.0010
	Thallium (Tl)-Total (mg/L)	<0.00030	<0.00030	<0.00030	<0.00030	<0.00030
	Tin (Sn)-Total (mg/L)	<0.0010	<0.0010	<0.0010	<0.0010	<0.0010
	Titanium (Ti)-Total (mg/L)	0.0028	<0.0020	0.0062	<0.0020	<0.0020
	Tungsten (W)-Total (mg/L)	<0.010	<0.010	<0.010	<0.010	<0.010
	Uranium (U)-Total (mg/L)	<0.0050	<0.0050	<0.0050	<0.0050	<0.0050
	Vanadium (V)-Total (mg/L)	<0.0010	<0.0010	<0.0010	<0.0010	<0.0010
	Zinc (Zn)-Total (mg/L)	<0.0030	<0.0030	<0.0030	<0.0030	<0.0030
	Zirconium (Zr)-Total (mg/L)	<0.0010	<0.0010	<0.0010	<0.0010	<0.0010
<b>Dissolved Metals</b>	Aluminum (Al)-Dissolved (mg/L)	0.0178	<0.0050	0.0916	0.0600	0.0461
	Antimony (Sb)-Dissolved (mg/L)	<0.00060	<0.00060	<0.00060	<0.00060	<0.00060
	Arsenic (As)-Dissolved (mg/L)	<0.0010	<0.0010	<0.0010	<0.0010	<0.0010
	Barium (Ba)-Dissolved (mg/L)	<0.010	0.013	<0.010	<0.010	0.014
	Beryllium (Be)-Dissolved (mg/L)	<0.0010	<0.0010	<0.0010	<0.0010	<0.0010
	Bismuth (Bi)-Dissolved (mg/L)	<0.0010	<0.0010	<0.0010	<0.0010	<0.0010
	Boron (B)-Dissolved (mg/L)	<0.050	<0.050	<0.050	<0.050	<0.050
	Cadmium (Cd)-Dissolved (mg/L)	0.000024	<0.000017	<0.000017	<0.000017	<0.000017
	Calcium (Ca)-Dissolved (mg/L)	11.6	17.1	11.2	14.0	23.1
	Chromium (Cr)-Dissolved (mg/L)	<0.0010	<0.0010	<0.0010	<0.0010	<0.0010
	Cobalt (Co)-Dissolved (mg/L)	<0.00050	<0.00050	<0.00050	<0.00050	<0.00050
	Copper (Cu)-Dissolved (mg/L)	<0.0010	<0.0010	<0.0010	<0.0010	<0.0010
	Iron (Fe)-Dissolved (mg/L)	0.055	0.138	0.281	0.488	<0.020
	Lead (Pb)-Dissolved (mg/L)	<0.0010	<0.0010	<0.0010	<0.0010	<0.0010
	Lithium (Li)-Dissolved (mg/L)	<0.050	<0.050	<0.050	<0.050	<0.050
	Magnesium (Mg)-Dissolved (mg/L)	2.28	1.68	2.16	2.11	4.34
	Manganese (Mn)-Dissolved (mg/L)	0.0441	0.0530	0.0181	0.0406	0.0236
	Mercury (Hg)-Dissolved (mg/L)	<0.000010	<0.000010	<0.000010	<0.000010	<0.000010
	Molybdenum (Mo)-Dissolved (mg/L)	<0.0010	<0.0010	<0.0010	<0.0010	<0.0010
	Nickel (Ni)-Dissolved (mg/L)	<0.0020	<0.0020	<0.0020	<0.0020	<0.0020
	Potassium (K)-Dissolved (mg/L)	1.04	0.54	0.66	0.58	1.57
	Selenium (Se)-Dissolved (mg/L)	<0.0010	<0.0010	<0.0010	<0.0010	<0.0010
	Silver (Ag)-Dissolved (mg/L)	<0.00010	<0.00010	<0.00010	<0.00010	<0.00010
	Sodium (Na)-Dissolved (mg/L)	1.46	1.00	1.26	1.46	2.46
	Strontium (Sr)-Dissolved (mg/L)	0.0203	0.0229	0.0215	0.0233	0.0387

\* Please refer to the Reference Information section for an explanation of any qualifiers detected.

## ALS ENVIRONMENTAL ANALYTICAL REPORT

		Sample ID	L1140620-11	L1140620-12	L1140620-13	L1140620-14
		Description	WATER	WATER	WATER	WATER
		Sampled Date	26-APR-12	27-APR-12	27-APR-12	26-APR-12
		Sampled Time	13:00	09:00	10:46	12:30
		Client ID	TL100	JCTA	SW11	TRAVEL BLANK
Grouping	Analyte					
<b>WATER</b>						
<b>Total Metals</b>	Silver (Ag)-Total (mg/L)	<0.00010	<0.00010	<0.00010	<0.00010	<0.00010
	Sodium (Na)-Total (mg/L)	1.07	1.78	1.09	<0.10	<0.10
	Strontium (Sr)-Total (mg/L)	0.0123	0.0210	0.0134	<0.0010	<0.0010
	Tellurium (Te)-Total (mg/L)	<0.0010	<0.0010	<0.0010	<0.0010	<0.0010
	Thallium (Tl)-Total (mg/L)	<0.00030	<0.00030	<0.00030	<0.00030	<0.00030
	Tin (Sn)-Total (mg/L)	<0.0010	<0.0010	<0.0010	<0.0010	<0.0010
	Titanium (Ti)-Total (mg/L)	0.0024	0.0040	0.0433	<0.0020	<0.0020
	Tungsten (W)-Total (mg/L)	<0.010	<0.010	<0.010	<0.010	<0.010
	Uranium (U)-Total (mg/L)	<0.0050	<0.0050	<0.0050	<0.0050	<0.0050
	Vanadium (V)-Total (mg/L)	<0.0010	<0.0010	0.0025	<0.0010	<0.0010
	Zinc (Zn)-Total (mg/L)	<0.0030	<0.0030 <sup>RRV</sup>	0.0053	<0.0030	<0.0030
	Zirconium (Zr)-Total (mg/L)	<0.0010	<0.0010	<0.0010	<0.0010	<0.0010
<b>Dissolved Metals</b>	Aluminum (Al)-Dissolved (mg/L)	0.0825	0.0601	0.309	<0.0050	<0.0050
	Antimony (Sb)-Dissolved (mg/L)	<0.00060	<0.00060	<0.00060	<0.00060	<0.00060
	Arsenic (As)-Dissolved (mg/L)	<0.0010	<0.0010	<0.0010	<0.0010	<0.0010
	Barium (Ba)-Dissolved (mg/L)	<0.010	<0.010	<0.010	<0.010	<0.010
	Beryllium (Be)-Dissolved (mg/L)	<0.0010	<0.0010	<0.0010	<0.0010	<0.0010
	Bismuth (Bi)-Dissolved (mg/L)	<0.0010	<0.0010	<0.0010	<0.0010	<0.0010
	Boron (B)-Dissolved (mg/L)	<0.050	<0.050	<0.050	<0.050	<0.050
	Cadmium (Cd)-Dissolved (mg/L)	<0.000017	<0.000017	0.000027	<0.000017	<0.000017
	Calcium (Ca)-Dissolved (mg/L)	5.45	9.48	4.88	<0.20	<0.20
	Chromium (Cr)-Dissolved (mg/L)	<0.0010	<0.0010	<0.0010	<0.0010	<0.0010
	Cobalt (Co)-Dissolved (mg/L)	<0.00050	<0.00050	<0.00050	<0.00050	<0.00050
	Copper (Cu)-Dissolved (mg/L)	<0.0010	<0.0010	<0.0010	<0.0010	<0.0010
	Iron (Fe)-Dissolved (mg/L)	0.094	0.111	0.626	<0.020	<0.020
	Lead (Pb)-Dissolved (mg/L)	<0.0010	<0.0010	<0.0010	<0.0010	<0.0010
	Lithium (Li)-Dissolved (mg/L)	<0.050	<0.050	<0.050	<0.050	<0.050
	Magnesium (Mg)-Dissolved (mg/L)	1.37	2.55	1.04	<0.020	<0.020
	Manganese (Mn)-Dissolved (mg/L)	0.0246	0.0308	0.0325	<0.0010	<0.0010
	Mercury (Hg)-Dissolved (mg/L)	<0.000010	<0.000010	<0.000010	<0.000010	<0.000010
	Molybdenum (Mo)-Dissolved (mg/L)	<0.0010	<0.0010	<0.0010	<0.0010	<0.0010
	Nickel (Ni)-Dissolved (mg/L)	<0.0020	<0.0020	<0.0020	<0.0020	<0.0020
	Potassium (K)-Dissolved (mg/L)	<0.50	0.99	<0.50	<0.50	<0.50
	Selenium (Se)-Dissolved (mg/L)	<0.0010	<0.0010	<0.0010	<0.0010	<0.0010
	Silver (Ag)-Dissolved (mg/L)	<0.00010	<0.00010	<0.00010	<0.00010	<0.00010
	Sodium (Na)-Dissolved (mg/L)	1.07	1.72	1.01	<0.10	<0.10
	Strontium (Sr)-Dissolved (mg/L)	0.0121	0.0199	0.0110	<0.0010	<0.0010

\* Please refer to the Reference Information section for an explanation of any qualifiers detected.

## ALS ENVIRONMENTAL ANALYTICAL REPORT

Sample ID	Description	Sampled Date	Sampled Time	Client ID	L1140620-1	L1140620-2	L1140620-3	L1140620-4	L1140620-5
					L1140620-1 WATER 26-APR-12 12:20 TL2A	L1140620-2 WATER 26-APR-12 12:50 TL1A	L1140620-3 WATER 26-APR-12 13:36 TL3	L1140620-4 WATER 26-APR-12 14:05 SW2	L1140620-5 WATER 26-APR-12 14:45 SW3
Grouping	Analyte								
<b>WATER</b>									
<b>Dissolved Metals</b>	Tellurium (Te)-Dissolved (mg/L)	<0.0010	<0.0010	<0.0010	<0.0010	<0.0010	<0.0010	<0.0010	<0.0010
	Thallium (Tl)-Dissolved (mg/L)	<0.00030	<0.00030	<0.00030	<0.00030	<0.00030	<0.00030	<0.00030	<0.00030
	Tin (Sn)-Dissolved (mg/L)	<0.0010	<0.0010	<0.0010	<0.0010	<0.0010	<0.0010	<0.0010	<0.0010
	Titanium (Ti)-Dissolved (mg/L)	<0.0020	<0.0020	<0.0020	<0.0020	<0.0020	<0.0020	<0.0020	<0.0020
	Tungsten (W)-Dissolved (mg/L)	<0.010	<0.010	<0.010	<0.010	<0.010	<0.010	<0.010	<0.010
	Uranium (U)-Dissolved (mg/L)	<0.0050	<0.0050	<0.0050	<0.0050	<0.0050	<0.0050	<0.0050	<0.0050
	Vanadium (V)-Dissolved (mg/L)	<0.0010	<0.0010	<0.0010	<0.0010	<0.0010	<0.0010	<0.0010	<0.0010
	Zinc (Zn)-Dissolved (mg/L)	0.0041	0.0057	0.0132 <sup>RRV</sup>	0.0089	0.0030			
	Zirconium (Zr)-Dissolved (mg/L)	<0.0010	<0.0010	<0.0010	<0.0010	<0.0010	<0.0010	<0.0010	<0.0010
<b>Aggregate Organics</b>	Oil and Grease, Total (mg/L)	<2.0	<2.0	<2.0	<2.0	<2.0	<2.0	<2.0	<2.0

\* Please refer to the Reference Information section for an explanation of any qualifiers detected.

## ALS ENVIRONMENTAL ANALYTICAL REPORT

Sample ID	Description	Sampled Date	Sampled Time	Client ID	L1140620-6	L1140620-7	L1140620-8	L1140620-9	L1140620-10
					WATER	WATER	WATER	WATER	WATER
		26-APR-12	15:40	SW1					
		27-APR-12	07:30	SW7					
		27-APR-12	07:50	SW8					
		27-APR-12	08:20	SW10					
		27-APR-12	09:00	SW9					
Grouping	Analyte								
<b>WATER</b>									
<b>Dissolved Metals</b>	Tellurium (Te)-Dissolved (mg/L)	<0.0010	<0.0010	<0.0010	<0.0010	<0.0010	<0.0010	<0.0010	<0.0010
	Thallium (Tl)-Dissolved (mg/L)	<0.00030	<0.00030	<0.00030	<0.00030	<0.00030	<0.00030	<0.00030	<0.00030
	Tin (Sn)-Dissolved (mg/L)	<0.0010	<0.0010	<0.0010	<0.0010	<0.0010	<0.0010	<0.0010	<0.0010
	Titanium (Ti)-Dissolved (mg/L)	<0.0020	<0.0020	<0.0020	<0.0020	<0.0020	<0.0020	<0.0020	<0.0020
	Tungsten (W)-Dissolved (mg/L)	<0.010	<0.010	<0.010	<0.010	<0.010	<0.010	<0.010	<0.010
	Uranium (U)-Dissolved (mg/L)	<0.0050	<0.0050	<0.0050	<0.0050	<0.0050	<0.0050	<0.0050	<0.0050
	Vanadium (V)-Dissolved (mg/L)	<0.0010	<0.0010	<0.0010	<0.0010	<0.0010	<0.0010	<0.0010	<0.0010
	Zinc (Zn)-Dissolved (mg/L)	0.0032	<0.0030	<0.0030	0.0045	<0.0030	0.0045	<0.0030	<0.0030
	Zirconium (Zr)-Dissolved (mg/L)	<0.0010	<0.0010	<0.0010	<0.0010	<0.0010	<0.0010	<0.0010	<0.0010
<b>Aggregate Organics</b>	Oil and Grease, Total (mg/L)	<2.0	<2.0	<2.0	<2.0	<2.0	<2.0	<2.0	<2.0

\* Please refer to the Reference Information section for an explanation of any qualifiers detected.



## ALS ENVIRONMENTAL ANALYTICAL REPORT

Sample ID	L1140620-11	L1140620-12	L1140620-13	L1140620-14	
Description	WATER	WATER	WATER	WATER	
Sampled Date	26-APR-12	27-APR-12	27-APR-12	26-APR-12	
Sampled Time	13:00	09:00	10:46	12:30	
Client ID	TL100	JCTA	SW11	TRAVEL BLANK	
Grouping	Analyte				
<b>WATER</b>					
<b>Dissolved Metals</b>	Tellurium (Te)-Dissolved (mg/L)	<0.0010	<0.0010	<0.0010	<0.0010
	Thallium (Tl)-Dissolved (mg/L)	<0.00030	<0.00030	<0.00030	<0.00030
	Tin (Sn)-Dissolved (mg/L)	<0.0010	<0.0010	<0.0010	<0.0010
	Titanium (Ti)-Dissolved (mg/L)	<0.0020	<0.0020	0.0050	<0.0020
	Tungsten (W)-Dissolved (mg/L)	<0.010	<0.010	<0.010	<0.010
	Uranium (U)-Dissolved (mg/L)	<0.0050	<0.0050	<0.0050	<0.0050
	Vanadium (V)-Dissolved (mg/L)	<0.0010	<0.0010	<0.0010	<0.0010
	Zinc (Zn)-Dissolved (mg/L)	0.0059	0.0118 <sup>RRV</sup>	0.0108	<0.0030
	Zirconium (Zr)-Dissolved (mg/L)	<0.0010	<0.0010	<0.0010	<0.0010
<b>Aggregate Organics</b>	Oil and Grease, Total (mg/L)	<2.0	<2.0		<2.0

\* Please refer to the Reference Information section for an explanation of any qualifiers detected.

## Reference Information

**QC Samples with Qualifiers & Comments:**

QC Type Description	Parameter	Qualifier	Applies to Sample Number(s)
Matrix Spike	Sulfate (SO4)	MS-B	L1140620-1, -10, -11, -12, -13, -14, -2, -3, -4, -5, -6, -7, -8, -9
Matrix Spike	Aluminum (Al)-Total	MS-B	L1140620-1, -10, -11, -12, -13, -14, -2, -3, -4, -5, -6, -7, -8, -9
Matrix Spike	Cadmium (Cd)-Total	MS-B	L1140620-1, -10, -11, -12, -13, -14, -2, -3, -4, -5, -6, -7, -8, -9
Matrix Spike	Calcium (Ca)-Total	MS-B	L1140620-1, -10, -11, -12, -13, -14, -2, -3, -4, -5, -6, -7, -8, -9
Matrix Spike	Cobalt (Co)-Total	MS-B	L1140620-1, -10, -11, -12, -13, -14, -2, -3, -4, -5, -6, -7, -8, -9
Matrix Spike	Copper (Cu)-Total	MS-B	L1140620-1, -10, -11, -12, -13, -14, -2, -3, -4, -5, -6, -7, -8, -9
Matrix Spike	Iron (Fe)-Total	MS-B	L1140620-1, -10, -11, -12, -13, -14, -2, -3, -4, -5, -6, -7, -8, -9
Matrix Spike	Magnesium (Mg)-Total	MS-B	L1140620-1, -10, -11, -12, -13, -14, -2, -3, -4, -5, -6, -7, -8, -9
Matrix Spike	Manganese (Mn)-Total	MS-B	L1140620-1, -10, -11, -12, -13, -14, -2, -3, -4, -5, -6, -7, -8, -9
Matrix Spike	Nickel (Ni)-Total	MS-B	L1140620-1, -10, -11, -12, -13, -14, -2, -3, -4, -5, -6, -7, -8, -9
Matrix Spike	Sodium (Na)-Total	MS-B	L1140620-1, -10, -11, -12, -13, -14, -2, -3, -4, -5, -6, -7, -8, -9
Matrix Spike	Strontium (Sr)-Total	MS-B	L1140620-1, -10, -11, -12, -13, -14, -2, -3, -4, -5, -6, -7, -8, -9
Matrix Spike	Calcium (Ca)-Dissolved	MS-B	L1140620-1, -10, -11, -12, -13, -14, -2, -3, -4, -5, -6, -7, -8, -9
Matrix Spike	Copper (Cu)-Dissolved	MS-B	L1140620-1, -10, -11, -12, -13, -14, -2, -3, -4, -5, -6, -7, -8, -9
Matrix Spike	Magnesium (Mg)-Dissolved	MS-B	L1140620-1, -10, -11, -12, -13, -14, -2, -3, -4, -5, -6, -7, -8, -9
Matrix Spike	Strontium (Sr)-Dissolved	MS-B	L1140620-1, -10, -11, -12, -13, -14, -2, -3, -4, -5, -6, -7, -8, -9
Matrix Spike	Calcium (Ca)-Dissolved	MS-B	L1140620-1, -10, -11, -12, -13, -14, -2, -3, -4, -5, -6, -7, -8, -9
Matrix Spike	Magnesium (Mg)-Dissolved	MS-B	L1140620-1, -10, -11, -12, -13, -14, -2, -3, -4, -5, -6, -7, -8, -9
Matrix Spike	Sodium (Na)-Dissolved	MS-B	L1140620-1, -10, -11, -12, -13, -14, -2, -3, -4, -5, -6, -7, -8, -9
Matrix Spike	Strontium (Sr)-Dissolved	MS-B	L1140620-1, -10, -11, -12, -13, -14, -2, -3, -4, -5, -6, -7, -8, -9

**Qualifiers for Individual Parameters Listed:**

Qualifier	Description
MS-B	Matrix Spike recovery could not be accurately calculated due to high analyte background in sample.
RRV	Reported Result Verified By Repeat Analysis

**Test Method References:**

ALS Test Code	Matrix	Test Description	Method Reference**
<b>ACIDITY-TB</b>	Water	Acidity (as CaCO3)	APHA 2310 B-POTENTIOMETRIC TITRATION
Aqueous matrices are analyzed by potentiometry. Acidity reported includes acidity caused by hydrolyzable metals present in the sample.			
<b>ALK-TOT-CAP-TB</b>	Water	Alkalinity, Total (as CaCO3)	APHA 2320 B-Auto-Pot. Titration
<b>CL-IC-TB</b>	Water	Anions by Ion Chromatography	EPA 300.1 (modified)
Anions in aqueous matrices are analyzed using ion chromatography with conductivity and/or UV absorbance detectors.			
<b>CN-FREE-COL-VA</b>	Water	Free Cyanide by Diffusion	ASTM D 4282
This analysis is carried out using procedures adapted from ASTM D 4282 Standard Test Method for Determination of Free Cyanide in Water and Wastewater by Microdiffusion. ALS has adapted this method to use active (bubbling with air) diffusion instead of microdiffusion. Free cyanide is determined by sample diffusion at pH 6 and analysis using the chloramine-T colourimetric method.			
<b>CN-TOT-WT</b>	Water	Cyanide, Total	APHA 4500CN C E-STRONG ACID DIST COLORIM

## Reference Information

Total cyanide is determined by the combination of UV digestion and distillation. Cyanide is converted to cyanogen chloride by reacting with chloramine-T, the cyanogen chloride then reacts with a combination of barbituric acid and isonicotinic acid to form a highly colored complex.

When using this method, high levels of thiocyanate in samples can cause false positives at ~1-2% of the thiocyanate concentration. For samples with detectable cyanide analyzed by this method, ALS recommends analysis for thiocyanate to check for this potential interference

<b>CN-WAD-WT</b>	Water	Cyanide, Weak Acid Diss	APHA 4500CN I-Weak acid Dist Colorimet
Weak acid dissociable cyanide (WAD) is determined by undergoing a distillation procedure. Cyanide is converted to cyanogen chloride by reacting with chloramine-T, the cyanogen chloride then reacts with a combination of barbituric acid and isonicotinic acid to form a highly colored complex.			
<b>EC-CAP-TB</b>	Water	Conductivity (EC)	APHA 2510 B-ELECTRODE
<b>HARDNESS-CALC-TB</b>	Water	Hardness (as CaCO3)	CALCULATION
<b>HG-D-CVAF-TB</b>	Water	Dissolved Mercury in Water by CVAFS	EPA 245.7
<b>HG-T-CVAF-TB</b>	Water	Total Mercury in Water by CVAFS	EPA 245.7
<b>MET-D-MS-TB</b>	Water	Dissolved Metals by ICPMS	APHA 3030B/EPA 6020A
This analysis involves filtration (APHA 3030B) and analysis by inductively coupled plasma - mass spectrometry (EPA Method 6020A).			
<b>MET-T-MS-TB</b>	Water	Total Metals by ICPMS	APHA 3030E/EPA 6020A
This analysis involves preliminary sample treatment by hotblock acid digestion (APHA 3030E). Instrumental analysis is by inductively coupled plasma - mass spectrometry (EPA Method 6020A).			
<b>NH3-COL-TB</b>	Water	Ammonia by Discrete Analyzer	APHA 4500-NH3 G. (modified)
Ammonia in aqueous matrices is analyzed using discrete analyzer with colourimetric detection.			
<b>NO2-IC-TB</b>	Water	Anions by Ion Chromatography	EPA 300.1 (modified)
Anions in aqueous matrices are analyzed using ion chromatography with conductivity and/or UV absorbance detectors.			
<b>NO3-IC-TB</b>	Water	Anions by Ion Chromatography	EPA 300.1 (modified)
Anions in aqueous matrices are analyzed using ion chromatography with conductivity and/or UV absorbance detectors.			
<b>OGG-TOT-WT</b>	Water	Oil and Grease, Total	APHA 5520 B
Sample is extracted with hexane, extract is then evaporated and the residue is weighed to determine total oil and grease.			
<b>P-T-COL-TB</b>	Water	Total Phosphorus by Discrete Analyzer	APHA 4500-P B, F, G (modified)
Phosphorus in aqueous matrices is analyzed using discrete Analyzer with colourimetric detection.			
<b>PH-CAP-TB</b>	Water	pH	APHA 4500-H-ELECTRODE
<b>SO4-IC-TB</b>	Water	Anions by Ion Chromatography	EPA 300.1 (modified)
Anions in aqueous matrices are analyzed using ion chromatography with conductivity and/or UV absorbance detectors.			
<b>SOLIDS-TOTSUS-TB</b>	Water	Total Suspended Solids	APHA 2540 D (modified)
Aqueous matrices are analyzed using gravimetry			

\*\* ALS test methods may incorporate modifications from specified reference methods to improve performance.

*The last two letters of the above test code(s) indicate the laboratory that performed analytical analysis for that test. Refer to the list below:*

Laboratory Definition Code	Laboratory Location
VA	ALS ENVIRONMENTAL - VANCOUVER, BC, CANADA
TB	ALS ENVIRONMENTAL - THUNDER BAY, ONTARIO, CANADA
WT	ALS ENVIRONMENTAL - WATERLOO, ONTARIO, CANADA

**Chain of Custody Numbers:**

## Reference Information

### GLOSSARY OF REPORT TERMS

*Surrogate* - A compound that is similar in behaviour to target analyte(s), but that does not occur naturally in environmental samples. For applicable tests, surrogates are added to samples prior to analysis as a check on recovery.

*mg/kg* - milligrams per kilogram based on dry weight of sample.

*mg/kg wwt* - milligrams per kilogram based on wet weight of sample.

*mg/kg lwt* - milligrams per kilogram based on lipid-adjusted weight of sample.

*mg/L* - milligrams per litre.

*<* - Less than.

*D.L.* - The reported Detection Limit, also known as the Limit of Reporting (LOR).

*N/A* - Result not available. Refer to qualifier code and definition for explanation.

*Test results reported relate only to the samples as received by the laboratory.*

**UNLESS OTHERWISE STATED, ALL SAMPLES WERE RECEIVED IN ACCEPTABLE CONDITION.**

*Analytical results in unsigned test reports with the DRAFT watermark are subject to change, pending final QC review.*



## Quality Control Report

Workorder: L1140620

Report Date: 09-MAY-12

Page 1 of 16

Client: TREASURY METALS INC.  
 899 Tree Nursery Rd  
 Wabigoon ON P0V 2W0  
 Contact: Mac Potter

Test	Matrix	Reference	Result	Qualifier	Units	RPD	Limit	Analyzed
<b>ACIDITY-TB</b>								
	<b>Water</b>							
<b>Batch</b>	<b>R2361060</b>							
<b>WG1466675-2</b>	<b>LCS</b>							
Acidity (as CaCO3)			108.0		%		85-115	04-MAY-12
<b>WG1466675-1</b>	<b>MB</b>							
Acidity (as CaCO3)			<2.0		mg/L		2	04-MAY-12
<b>ALK-TOT-CAP-TB</b>								
	<b>Water</b>							
<b>Batch</b>	<b>R2358472</b>							
<b>WG1465008-2</b>	<b>LCS</b>							
Alkalinity, Total (as CaCO3)			97.6		%		85-115	01-MAY-12
<b>WG1465008-1</b>	<b>MB</b>							
Alkalinity, Total (as CaCO3)			<5.0		mg/L CaCO3		5	01-MAY-12
<b>CL-IC-TB</b>								
	<b>Water</b>							
<b>Batch</b>	<b>R2358945</b>							
<b>WG1464939-2</b>	<b>LCS</b>							
Chloride (Cl)			102.3		%		90-110	30-APR-12
<b>WG1464939-1</b>	<b>MB</b>							
Chloride (Cl)			<0.10		mg/L		0.1	30-APR-12
<b>WG1464939-4</b>	<b>MS</b>	<b>L1140501-12</b>						
Chloride (Cl)			100.3		%		75-125	30-APR-12
<b>CN-FREE-COL-VA</b>								
	<b>Water</b>							
<b>Batch</b>	<b>R2359817</b>							
<b>WG1465886-4</b>	<b>DUP</b>	<b>L1140620-1</b>						
Cyanide, Free		<0.0050	<0.0050	RPD-NA	mg/L	N/A	20	03-MAY-12
<b>WG1465886-2</b>	<b>LCS</b>							
Cyanide, Free			81.3		%		80-120	03-MAY-12
<b>WG1465886-1</b>	<b>MB</b>							
Cyanide, Free			<0.0050		mg/L		0.005	03-MAY-12
<b>Batch</b>	<b>R2360602</b>							
<b>WG1466978-2</b>	<b>LCS</b>							
Cyanide, Free			85.5		%		80-120	04-MAY-12
<b>WG1466978-3</b>	<b>LCS</b>							
Cyanide, Free			85.0		%		80-120	04-MAY-12
<b>WG1466978-1</b>	<b>MB</b>							
Cyanide, Free			<0.0050		mg/L		0.005	04-MAY-12
<b>CN-TOT-WT</b>								
	<b>Water</b>							



## Quality Control Report

Workorder: L1140620

Report Date: 09-MAY-12

Page 2 of 16

Test	Matrix	Reference	Result	Qualifier	Units	RPD	Limit	Analyzed
<b>CN-TOT-WT</b>								
Batch R2361268								
<b>WG1467662-4</b>	<b>CVS</b>							
Cyanide, Total			100.5		%		85-115	07-MAY-12
<b>WG1467662-3</b>	<b>LCS</b>							
Cyanide, Total			104.6		%		80-120	07-MAY-12
<b>WG1467662-1</b>	<b>MB</b>							
Cyanide, Total			<0.0020		mg/L		0.002	07-MAY-12
<b>CN-WAD-WT</b>								
Batch R2361467								
<b>WG1467905-4</b>	<b>CVS</b>							
Cyanide, Weak Acid Diss			90.5		%		85-115	07-MAY-12
<b>WG1467905-2</b>	<b>DUP</b>	<b>L1140620-1</b>						
Cyanide, Weak Acid Diss		<0.0020	<0.0020	RPD-NA	mg/L	N/A	20	07-MAY-12
<b>WG1467905-3</b>	<b>LCS</b>							
Cyanide, Weak Acid Diss			104.7		%		80-120	07-MAY-12
<b>WG1467905-1</b>	<b>MB</b>							
Cyanide, Weak Acid Diss			<0.0020		mg/L		0.002	07-MAY-12
<b>EC-CAP-TB</b>								
Batch R2358472								
<b>WG1465008-2</b>	<b>LCS</b>							
Conductivity (EC)			103.6		%		90-110	01-MAY-12
<b>WG1465008-1</b>	<b>MB</b>							
Conductivity (EC)			<3.0		uS/cm		3	01-MAY-12
<b>HG-D-CVAF-TB</b>								
Batch R2360256								
<b>WG1466890-6</b>	<b>DUP</b>	<b>L1140620-3</b>						
Mercury (Hg)-Dissolved		<0.000010	<0.000010	RPD-NA	mg/L	N/A	20	03-MAY-12
<b>WG1466890-2</b>	<b>LCS</b>							
Mercury (Hg)-Dissolved			100.5		%		80-120	03-MAY-12
<b>WG1466890-1</b>	<b>MB</b>							
Mercury (Hg)-Dissolved			<0.000010		mg/L		0.00001	03-MAY-12
<b>WG1466890-5</b>	<b>MS</b>	<b>L1139537-7</b>						
Mercury (Hg)-Dissolved			100.1		%		70-130	03-MAY-12
<b>WG1466890-7</b>	<b>MS</b>	<b>L1140620-3</b>						
Mercury (Hg)-Dissolved			113.8		%		70-130	03-MAY-12
<b>HG-T-CVAF-TB</b>								
Batch R2360256								



## Quality Control Report

Workorder: L1140620

Report Date: 09-MAY-12

Page 3 of 16

Test	Matrix	Reference	Result	Qualifier	Units	RPD	Limit	Analyzed
<b>HG-T-CVAF-TB</b>								
<b>Water</b>								
<b>Batch</b>	<b>R2361319</b>							
<b>WG1467933-4</b>	<b>DUP</b>	<b>L1140620-8</b>						
Mercury (Hg)-Total		<0.000010	<0.000010	RPD-NA	mg/L	N/A	20	07-MAY-12
<b>WG1467933-2</b>	<b>LCS</b>							
Mercury (Hg)-Total			96.6		%		80-120	07-MAY-12
<b>WG1467933-1</b>	<b>MB</b>							
Mercury (Hg)-Total			<0.000010		mg/L		0.00001	07-MAY-12
<b>WG1467933-5</b>	<b>MS</b>	<b>L1140620-8</b>						
Mercury (Hg)-Total			99.6		%		70-130	07-MAY-12
<b>MET-D-MS-TB</b>								
<b>Water</b>								
<b>Batch</b>	<b>R2361326</b>							
<b>WG1466935-2</b>	<b>LCS</b>							
Aluminum (Al)-Dissolved			95.2		%		80-120	04-MAY-12
Antimony (Sb)-Dissolved			103.6		%		80-120	04-MAY-12
Arsenic (As)-Dissolved			106.5		%		80-120	04-MAY-12
Barium (Ba)-Dissolved			100.9		%		80-120	04-MAY-12
Beryllium (Be)-Dissolved			101.6		%		80-120	04-MAY-12
Bismuth (Bi)-Dissolved			102.5		%		80-120	04-MAY-12
Boron (B)-Dissolved			104.6		%		80-120	04-MAY-12
Cadmium (Cd)-Dissolved			107.9		%		80-120	04-MAY-12
Calcium (Ca)-Dissolved			97.5		%		80-120	04-MAY-12
Chromium (Cr)-Dissolved			104.4		%		80-120	04-MAY-12
Cobalt (Co)-Dissolved			99.3		%		80-120	04-MAY-12
Copper (Cu)-Dissolved			95.4		%		80-120	04-MAY-12
Iron (Fe)-Dissolved			94.9		%		80-120	04-MAY-12
Lead (Pb)-Dissolved			101.2		%		80-120	04-MAY-12
Lithium (Li)-Dissolved			102.0		%		80-120	04-MAY-12
Magnesium (Mg)-Dissolved			108.9		%		80-120	04-MAY-12
Manganese (Mn)-Dissolved			100.6		%		80-120	04-MAY-12
Molybdenum (Mo)-Dissolved			106.6		%		80-120	04-MAY-12
Nickel (Ni)-Dissolved			100.2		%		80-120	04-MAY-12
Potassium (K)-Dissolved			101.4		%		80-120	04-MAY-12
Selenium (Se)-Dissolved			109.6		%		80-120	04-MAY-12
Silver (Ag)-Dissolved			97.8		%		80-120	04-MAY-12
Sodium (Na)-Dissolved			108.3		%		80-120	04-MAY-12
Strontium (Sr)-Dissolved			99.6		%		80-120	04-MAY-12
Tellurium (Te)-Dissolved			102.5		%		80-120	04-MAY-12

## Quality Control Report

Workorder: L1140620

Report Date: 09-MAY-12

Page 4 of 16

Test	Matrix	Reference	Result	Qualifier	Units	RPD	Limit	Analyzed
<b>MET-D-MS-TB</b>		<b>Water</b>						
<b>Batch</b>	<b>R2361326</b>							
<b>WG1466935-2</b>	<b>LCS</b>							
Thallium (Tl)-Dissolved			103.2		%		80-120	04-MAY-12
Tin (Sn)-Dissolved			107.8		%		80-120	04-MAY-12
Titanium (Ti)-Dissolved			101.0		%		80-120	04-MAY-12
Tungsten (W)-Dissolved			100.5		%		80-120	04-MAY-12
Uranium (U)-Dissolved			98.3		%		80-120	04-MAY-12
Vanadium (V)-Dissolved			102.4		%		80-120	04-MAY-12
Zinc (Zn)-Dissolved			88.6		%		80-120	04-MAY-12
Zirconium (Zr)-Dissolved			99.1		%		80-120	04-MAY-12
<b>WG1466935-1</b>	<b>MB</b>							
Aluminum (Al)-Dissolved			<0.0050		mg/L		0.005	04-MAY-12
Antimony (Sb)-Dissolved			<0.00060		mg/L		0.0006	04-MAY-12
Arsenic (As)-Dissolved			<0.0010		mg/L		0.001	04-MAY-12
Barium (Ba)-Dissolved			<0.010		mg/L		0.01	04-MAY-12
Beryllium (Be)-Dissolved			<0.0010		mg/L		0.001	04-MAY-12
Bismuth (Bi)-Dissolved			<0.0010		mg/L		0.001	04-MAY-12
Boron (B)-Dissolved			<0.050		mg/L		0.05	04-MAY-12
Cadmium (Cd)-Dissolved			<0.000017		mg/L		0.000017	04-MAY-12
Calcium (Ca)-Dissolved			<0.20		mg/L		0.2	04-MAY-12
Chromium (Cr)-Dissolved			<0.0010		mg/L		0.001	04-MAY-12
Cobalt (Co)-Dissolved			<0.00050		mg/L		0.0005	04-MAY-12
Copper (Cu)-Dissolved			<0.0010		mg/L		0.001	04-MAY-12
Iron (Fe)-Dissolved			<0.020		mg/L		0.02	04-MAY-12
Lead (Pb)-Dissolved			<0.0010		mg/L		0.001	04-MAY-12
Lithium (Li)-Dissolved			<0.050		mg/L		0.05	04-MAY-12
Magnesium (Mg)-Dissolved			<0.020		mg/L		0.02	04-MAY-12
Manganese (Mn)-Dissolved			<0.0010		mg/L		0.001	04-MAY-12
Molybdenum (Mo)-Dissolved			<0.0010		mg/L		0.001	04-MAY-12
Nickel (Ni)-Dissolved			<0.0020		mg/L		0.002	04-MAY-12
Potassium (K)-Dissolved			<0.50		mg/L		0.5	04-MAY-12
Selenium (Se)-Dissolved			<0.0010		mg/L		0.001	04-MAY-12
Silver (Ag)-Dissolved			<0.00010		mg/L		0.0001	04-MAY-12
Sodium (Na)-Dissolved			<0.10		mg/L		0.1	04-MAY-12
Strontium (Sr)-Dissolved			<0.0010		mg/L		0.001	04-MAY-12
Tellurium (Te)-Dissolved			<0.0010		mg/L		0.001	04-MAY-12





## Quality Control Report

Workorder: L1140620

Report Date: 09-MAY-12

Page 5 of 16

Test	Matrix	Reference	Result	Qualifier	Units	RPD	Limit	Analyzed
<b>MET-D-MS-TB</b>								
	<b>Water</b>							
<b>Batch</b>	<b>R2361326</b>							
<b>WG1466935-1</b>	<b>MB</b>							
Thallium (Tl)-Dissolved			<0.00030		mg/L		0.0003	04-MAY-12
Tin (Sn)-Dissolved			<0.0010		mg/L		0.001	04-MAY-12
Titanium (Ti)-Dissolved			<0.0020		mg/L		0.002	04-MAY-12
Tungsten (W)-Dissolved			<0.010		mg/L		0.01	04-MAY-12
Uranium (U)-Dissolved			<0.0050		mg/L		0.005	04-MAY-12
Vanadium (V)-Dissolved			<0.0010		mg/L		0.001	04-MAY-12
Zinc (Zn)-Dissolved			<0.0030		mg/L		0.003	04-MAY-12
Zirconium (Zr)-Dissolved			<0.0010		mg/L		0.001	04-MAY-12
<b>WG1466935-4</b>	<b>MS</b>	<b>L1140914-4</b>						
Aluminum (Al)-Dissolved			93.6		%		70-130	04-MAY-12
Antimony (Sb)-Dissolved			103.7		%		70-130	04-MAY-12
Arsenic (As)-Dissolved			107.3		%		70-130	04-MAY-12
Barium (Ba)-Dissolved			99.4		%		70-130	04-MAY-12
Beryllium (Be)-Dissolved			95.8		%		70-130	04-MAY-12
Bismuth (Bi)-Dissolved			86.6		%		70-130	04-MAY-12
Boron (B)-Dissolved			94.9		%		70-130	04-MAY-12
Calcium (Ca)-Dissolved			N/A	MS-B	%		-	04-MAY-12
Chromium (Cr)-Dissolved			104.3		%		70-130	04-MAY-12
Cobalt (Co)-Dissolved			100.9		%		70-130	04-MAY-12
Copper (Cu)-Dissolved			N/A	MS-B	%		-	04-MAY-12
Iron (Fe)-Dissolved			98.6		%		70-130	04-MAY-12
Lead (Pb)-Dissolved			103.7		%		70-130	04-MAY-12
Lithium (Li)-Dissolved			93.3		%		70-130	04-MAY-12
Magnesium (Mg)-Dissolved			N/A	MS-B	%		-	04-MAY-12
Manganese (Mn)-Dissolved			104.4		%		70-130	04-MAY-12
Molybdenum (Mo)-Dissolved			95.3		%		70-130	04-MAY-12
Nickel (Ni)-Dissolved			99.6		%		70-130	04-MAY-12
Potassium (K)-Dissolved			105.8		%		70-130	04-MAY-12
Selenium (Se)-Dissolved			100.9		%		70-130	04-MAY-12
Silver (Ag)-Dissolved			102.6		%		70-130	04-MAY-12
Sodium (Na)-Dissolved			95.7		%		70-130	04-MAY-12
Strontium (Sr)-Dissolved			N/A	MS-B	%		-	04-MAY-12
Tellurium (Te)-Dissolved			109.4		%		70-130	04-MAY-12
Thallium (Tl)-Dissolved			97.1		%		70-130	04-MAY-12

## Quality Control Report

Workorder: L1140620

Report Date: 09-MAY-12

Page 6 of 16

Test	Matrix	Reference	Result	Qualifier	Units	RPD	Limit	Analyzed
<b>MET-D-MS-TB</b>								
	<b>Water</b>							
<b>Batch</b>	<b>R2361326</b>							
<b>WG1466935-4 MS</b>		<b>L1140914-4</b>						
Tin (Sn)-Dissolved			104.0		%		70-130	04-MAY-12
Titanium (Ti)-Dissolved			95.6		%		70-130	04-MAY-12
Tungsten (W)-Dissolved			95.3		%		70-130	04-MAY-12
Uranium (U)-Dissolved			97.2		%		70-130	04-MAY-12
Vanadium (V)-Dissolved			104.3		%		70-130	04-MAY-12
Zinc (Zn)-Dissolved			96.1		%		70-130	04-MAY-12
Zirconium (Zr)-Dissolved			94.9		%		70-130	04-MAY-12
<b>WG1466935-6 MS</b>		<b>L1141530-9</b>						
Aluminum (Al)-Dissolved			96.3		%		70-130	04-MAY-12
Antimony (Sb)-Dissolved			102.2		%		70-130	04-MAY-12
Arsenic (As)-Dissolved			110.9		%		70-130	04-MAY-12
Barium (Ba)-Dissolved			99.0		%		70-130	04-MAY-12
Beryllium (Be)-Dissolved			99.6		%		70-130	04-MAY-12
Bismuth (Bi)-Dissolved			85.9		%		70-130	04-MAY-12
Boron (B)-Dissolved			106.3		%		70-130	04-MAY-12
Calcium (Ca)-Dissolved			N/A	MS-B	%		-	04-MAY-12
Chromium (Cr)-Dissolved			104.5		%		70-130	04-MAY-12
Cobalt (Co)-Dissolved			103.1		%		70-130	04-MAY-12
Copper (Cu)-Dissolved			96.4		%		70-130	04-MAY-12
Iron (Fe)-Dissolved			101.1		%		70-130	04-MAY-12
Lead (Pb)-Dissolved			99.4		%		70-130	04-MAY-12
Lithium (Li)-Dissolved			99.4		%		70-130	04-MAY-12
Magnesium (Mg)-Dissolved			N/A	MS-B	%		-	04-MAY-12
Manganese (Mn)-Dissolved			105.4		%		70-130	04-MAY-12
Molybdenum (Mo)-Dissolved			95.7		%		70-130	04-MAY-12
Nickel (Ni)-Dissolved			95.9		%		70-130	04-MAY-12
Potassium (K)-Dissolved			108.8		%		70-130	04-MAY-12
Selenium (Se)-Dissolved			119.5		%		70-130	04-MAY-12
Silver (Ag)-Dissolved			100.9		%		70-130	04-MAY-12
Sodium (Na)-Dissolved			N/A	MS-B	%		-	04-MAY-12
Strontium (Sr)-Dissolved			N/A	MS-B	%		-	04-MAY-12
Tellurium (Te)-Dissolved			111.4		%		70-130	04-MAY-12
Thallium (Tl)-Dissolved			96.9		%		70-130	04-MAY-12
Tin (Sn)-Dissolved			104.6		%		70-130	04-MAY-12

## Quality Control Report

Workorder: L1140620

Report Date: 09-MAY-12

Page 7 of 16

Test	Matrix	Reference	Result	Qualifier	Units	RPD	Limit	Analyzed
<b>MET-D-MS-TB</b>								
<b>Water</b>								
<b>Batch</b>	<b>R2361326</b>							
<b>WG1466935-6</b>	<b>MS</b>	<b>L1141530-9</b>						
Titanium (Ti)-Dissolved			94.7		%		70-130	04-MAY-12
Tungsten (W)-Dissolved			95.8		%		70-130	04-MAY-12
Uranium (U)-Dissolved			103.9		%		70-130	04-MAY-12
Vanadium (V)-Dissolved			105.5		%		70-130	04-MAY-12
Zinc (Zn)-Dissolved			97.9		%		70-130	04-MAY-12
Zirconium (Zr)-Dissolved			94.1		%		70-130	04-MAY-12
<b>Batch</b>	<b>R2361779</b>							
<b>WG1467955-2</b>	<b>LCS</b>							
Zinc (Zn)-Dissolved			105.0		%		80-120	07-MAY-12
<b>WG1467955-1</b>	<b>MB</b>							
Zinc (Zn)-Dissolved			<0.0030		mg/L		0.003	07-MAY-12
<b>WG1467955-4</b>	<b>MS</b>	<b>L1141543-5</b>						
Zinc (Zn)-Dissolved			104.7		%		70-130	07-MAY-12
<b>MET-T-MS-TB</b>								
<b>Water</b>								
<b>Batch</b>	<b>R2361283</b>							
<b>WG1464774-2</b>	<b>LCS</b>							
Aluminum (Al)-Total			100.6		%		80-120	04-MAY-12
Antimony (Sb)-Total			95.5		%		80-120	04-MAY-12
Arsenic (As)-Total			99.5		%		80-120	04-MAY-12
Barium (Ba)-Total			107.8		%		80-120	04-MAY-12
Beryllium (Be)-Total			110.6		%		80-120	04-MAY-12
Bismuth (Bi)-Total			112.5		%		80-120	04-MAY-12
Boron (B)-Total			88.8		%		80-120	04-MAY-12
Cadmium (Cd)-Total			112.3		%		80-120	04-MAY-12
Calcium (Ca)-Total			108.2		%		80-120	04-MAY-12
Chromium (Cr)-Total			112.3		%		80-120	04-MAY-12
Cobalt (Co)-Total			108.6		%		80-120	04-MAY-12
Copper (Cu)-Total			107.2		%		80-120	04-MAY-12
Iron (Fe)-Total			106.4		%		80-120	04-MAY-12
Lead (Pb)-Total			110.9		%		80-120	04-MAY-12
Lithium (Li)-Total			103.8		%		80-120	04-MAY-12
Magnesium (Mg)-Total			111.5		%		80-120	04-MAY-12
Manganese (Mn)-Total			108.3		%		80-120	04-MAY-12
Molybdenum (Mo)-Total			99.8		%		80-120	04-MAY-12
Nickel (Ni)-Total			108.2		%		80-120	04-MAY-12

## Quality Control Report

Workorder: L1140620

Report Date: 09-MAY-12

Page 8 of 16

Test	Matrix	Reference	Result	Qualifier	Units	RPD	Limit	Analyzed
<b>MET-T-MS-TB</b>		<b>Water</b>						
<b>Batch</b>	<b>R2361283</b>							
<b>WG1464774-2 LCS</b>								
Potassium (K)-Total			111.6		%		80-120	04-MAY-12
Selenium (Se)-Total			96.2		%		80-120	04-MAY-12
Silver (Ag)-Total			103.2		%		80-120	04-MAY-12
Sodium (Na)-Total			114.7		%		80-120	04-MAY-12
Strontium (Sr)-Total			114.3		%		80-120	04-MAY-12
Tellurium (Te)-Total			101.5		%		80-120	04-MAY-12
Thallium (Tl)-Total			112.6		%		80-120	04-MAY-12
Tin (Sn)-Total			97.2		%		80-120	04-MAY-12
Titanium (Ti)-Total			95.2		%		80-120	04-MAY-12
Tungsten (W)-Total			94.5		%		80-120	04-MAY-12
Uranium (U)-Total			106.0		%		80-120	04-MAY-12
Vanadium (V)-Total			109.1		%		80-120	04-MAY-12
Zinc (Zn)-Total			106.9		%		80-120	04-MAY-12
Zirconium (Zr)-Total			96.6		%		80-120	04-MAY-12
<b>WG1464774-1 MB</b>								
Aluminum (Al)-Total			<0.0050		mg/L		0.005	04-MAY-12
Antimony (Sb)-Total			<0.00060		mg/L		0.0006	04-MAY-12
Arsenic (As)-Total			<0.0010		mg/L		0.001	04-MAY-12
Barium (Ba)-Total			<0.010		mg/L		0.01	04-MAY-12
Beryllium (Be)-Total			<0.0010		mg/L		0.001	04-MAY-12
Bismuth (Bi)-Total			<0.0010		mg/L		0.001	04-MAY-12
Boron (B)-Total			<0.050		mg/L		0.05	04-MAY-12
Cadmium (Cd)-Total			<0.000017		mg/L		0.000017	04-MAY-12
Calcium (Ca)-Total			<0.20		mg/L		0.2	04-MAY-12
Chromium (Cr)-Total			<0.0010		mg/L		0.001	04-MAY-12
Cobalt (Co)-Total			<0.00050		mg/L		0.0005	04-MAY-12
Copper (Cu)-Total			<0.0010		mg/L		0.001	04-MAY-12
Iron (Fe)-Total			<0.020		mg/L		0.02	04-MAY-12
Lead (Pb)-Total			<0.0010		mg/L		0.001	04-MAY-12
Lithium (Li)-Total			<0.050		mg/L		0.05	04-MAY-12
Magnesium (Mg)-Total			<0.020		mg/L		0.02	04-MAY-12
Manganese (Mn)-Total			<0.0010		mg/L		0.001	04-MAY-12
Molybdenum (Mo)-Total			<0.0010		mg/L		0.001	04-MAY-12
Nickel (Ni)-Total			<0.0020		mg/L		0.002	04-MAY-12



## Quality Control Report

Workorder: L1140620

Report Date: 09-MAY-12

Page 9 of 16

Test	Matrix	Reference	Result	Qualifier	Units	RPD	Limit	Analyzed
<b>MET-T-MS-TB</b>								
	<b>Water</b>							
<b>Batch</b>	<b>R2361283</b>							
<b>WG1464774-1 MB</b>								
Potassium (K)-Total			<0.50		mg/L		0.5	04-MAY-12
Selenium (Se)-Total			<0.0010		mg/L		0.001	04-MAY-12
Silver (Ag)-Total			<0.00010		mg/L		0.0001	04-MAY-12
Sodium (Na)-Total			<0.10		mg/L		0.1	04-MAY-12
Strontium (Sr)-Total			<0.0010		mg/L		0.001	04-MAY-12
Tellurium (Te)-Total			<0.0010		mg/L		0.001	04-MAY-12
Thallium (Tl)-Total			<0.00030		mg/L		0.0003	04-MAY-12
Tin (Sn)-Total			<0.0010		mg/L		0.001	04-MAY-12
Titanium (Ti)-Total			<0.0020		mg/L		0.002	04-MAY-12
Tungsten (W)-Total			<0.010		mg/L		0.01	04-MAY-12
Uranium (U)-Total			<0.0050		mg/L		0.005	04-MAY-12
Vanadium (V)-Total			<0.0010		mg/L		0.001	04-MAY-12
Zinc (Zn)-Total			<0.0030		mg/L		0.003	04-MAY-12
Zirconium (Zr)-Total			<0.0010		mg/L		0.001	04-MAY-12
<b>WG1464774-4 MS</b>		<b>L1140914-5</b>						
Aluminum (Al)-Total			N/A	MS-B	%		-	04-MAY-12
Antimony (Sb)-Total			102.1		%		70-130	04-MAY-12
Arsenic (As)-Total			123.9		%		70-130	04-MAY-12
Barium (Ba)-Total			101.8		%		70-130	04-MAY-12
Beryllium (Be)-Total			94.5		%		70-130	04-MAY-12
Bismuth (Bi)-Total			95.3		%		70-130	04-MAY-12
Boron (B)-Total			101.7		%		70-130	04-MAY-12
Cadmium (Cd)-Total			N/A	MS-B	%		-	04-MAY-12
Calcium (Ca)-Total			N/A	MS-B	%		-	04-MAY-12
Chromium (Cr)-Total			97.8		%		70-130	04-MAY-12
Cobalt (Co)-Total			N/A	MS-B	%		-	04-MAY-12
Copper (Cu)-Total			N/A	MS-B	%		-	04-MAY-12
Iron (Fe)-Total			N/A	MS-B	%		-	04-MAY-12
Lead (Pb)-Total			104.8		%		70-130	04-MAY-12
Lithium (Li)-Total			125.1		%		70-130	04-MAY-12
Magnesium (Mg)-Total			N/A	MS-B	%		-	04-MAY-12
Manganese (Mn)-Total			N/A	MS-B	%		-	04-MAY-12
Molybdenum (Mo)-Total			112.4		%		70-130	04-MAY-12
Nickel (Ni)-Total			N/A	MS-B	%		-	04-MAY-12

## Quality Control Report

Workorder: L1140620

Report Date: 09-MAY-12

Page 10 of 16

Test	Matrix	Reference	Result	Qualifier	Units	RPD	Limit	Analyzed
<b>MET-T-MS-TB</b>								
	<b>Water</b>							
<b>Batch</b>	<b>R2361283</b>							
<b>WG1464774-4 MS</b>		<b>L1140914-5</b>						
Potassium (K)-Total			108.6		%		70-130	04-MAY-12
Silver (Ag)-Total			101.2		%		70-130	04-MAY-12
Sodium (Na)-Total			N/A	MS-B	%		-	04-MAY-12
Strontium (Sr)-Total			N/A	MS-B	%		-	04-MAY-12
Tellurium (Te)-Total			117.8		%		70-130	04-MAY-12
Thallium (Tl)-Total			101.2		%		70-130	04-MAY-12
Tin (Sn)-Total			101.9		%		70-130	04-MAY-12
Titanium (Ti)-Total			91.4		%		70-130	04-MAY-12
Tungsten (W)-Total			98.1		%		70-130	04-MAY-12
Uranium (U)-Total			123.4		%		70-130	04-MAY-12
Vanadium (V)-Total			99.0		%		70-130	04-MAY-12
Zirconium (Zr)-Total			108.3		%		70-130	04-MAY-12
<b>Batch</b>	<b>R2361829</b>							
<b>WG1464774-6 LCS</b>								
Aluminum (Al)-Total			98.0		%		80-120	07-MAY-12
Antimony (Sb)-Total			101.3		%		80-120	07-MAY-12
Arsenic (As)-Total			109.2		%		80-120	07-MAY-12
Barium (Ba)-Total			101.0		%		80-120	07-MAY-12
Beryllium (Be)-Total			108.0		%		80-120	07-MAY-12
Bismuth (Bi)-Total			106.9		%		80-120	07-MAY-12
Boron (B)-Total			102.0		%		80-120	07-MAY-12
Cadmium (Cd)-Total			105.1		%		80-120	07-MAY-12
Calcium (Ca)-Total			104.7		%		80-120	07-MAY-12
Chromium (Cr)-Total			108.6		%		80-120	07-MAY-12
Cobalt (Co)-Total			102.4		%		80-120	07-MAY-12
Copper (Cu)-Total			103.1		%		80-120	07-MAY-12
Iron (Fe)-Total			93.9		%		80-120	07-MAY-12
Lead (Pb)-Total			105.4		%		80-120	07-MAY-12
Lithium (Li)-Total			103.0		%		80-120	07-MAY-12
Magnesium (Mg)-Total			102.8		%		80-120	07-MAY-12
Manganese (Mn)-Total			105.8		%		80-120	07-MAY-12
Molybdenum (Mo)-Total			108.1		%		80-120	07-MAY-12
Nickel (Ni)-Total			107.8		%		80-120	07-MAY-12
Potassium (K)-Total			104.6		%		80-120	07-MAY-12



## Quality Control Report

Workorder: L1140620

Report Date: 09-MAY-12

Page 11 of 16

Test	Matrix	Reference	Result	Qualifier	Units	RPD	Limit	Analyzed
<b>MET-T-MS-TB</b>		<b>Water</b>						
<b>Batch</b>	<b>R2361829</b>							
<b>WG1464774-6 LCS</b>								
Selenium (Se)-Total			117.5		%		80-120	07-MAY-12
Silver (Ag)-Total			98.1		%		80-120	07-MAY-12
Sodium (Na)-Total			104.0		%		80-120	07-MAY-12
Strontium (Sr)-Total			106.4		%		80-120	07-MAY-12
Tellurium (Te)-Total			105.6		%		80-120	07-MAY-12
Thallium (Tl)-Total			105.5		%		80-120	07-MAY-12
Tin (Sn)-Total			107.6		%		80-120	07-MAY-12
Titanium (Ti)-Total			105.8		%		80-120	07-MAY-12
Tungsten (W)-Total			102.0		%		80-120	07-MAY-12
Uranium (U)-Total			102.8		%		80-120	07-MAY-12
Vanadium (V)-Total			105.2		%		80-120	07-MAY-12
Zinc (Zn)-Total			105.0		%		80-120	07-MAY-12
Zirconium (Zr)-Total			102.0		%		80-120	07-MAY-12
<b>WG1464774-5 MB</b>								
Aluminum (Al)-Total			<0.0050		mg/L		0.005	07-MAY-12
Antimony (Sb)-Total			<0.00060		mg/L		0.0006	07-MAY-12
Arsenic (As)-Total			<0.0010		mg/L		0.001	07-MAY-12
Barium (Ba)-Total			<0.010		mg/L		0.01	07-MAY-12
Beryllium (Be)-Total			<0.0010		mg/L		0.001	07-MAY-12
Bismuth (Bi)-Total			<0.0010		mg/L		0.001	07-MAY-12
Boron (B)-Total			<0.050		mg/L		0.05	07-MAY-12
Cadmium (Cd)-Total			<0.000017		mg/L		0.000017	07-MAY-12
Calcium (Ca)-Total			<0.20		mg/L		0.2	07-MAY-12
Chromium (Cr)-Total			<0.0010		mg/L		0.001	07-MAY-12
Cobalt (Co)-Total			<0.00050		mg/L		0.0005	07-MAY-12
Copper (Cu)-Total			<0.0010		mg/L		0.001	07-MAY-12
Iron (Fe)-Total			<0.020		mg/L		0.02	07-MAY-12
Lead (Pb)-Total			<0.0010		mg/L		0.001	07-MAY-12
Lithium (Li)-Total			<0.050		mg/L		0.05	07-MAY-12
Magnesium (Mg)-Total			<0.020		mg/L		0.02	07-MAY-12
Manganese (Mn)-Total			<0.0010		mg/L		0.001	07-MAY-12
Molybdenum (Mo)-Total			<0.0010		mg/L		0.001	07-MAY-12
Nickel (Ni)-Total			<0.0020		mg/L		0.002	07-MAY-12
Potassium (K)-Total			<0.50		mg/L		0.5	07-MAY-12

## Quality Control Report

Workorder: L1140620

Report Date: 09-MAY-12

Page 12 of 16

Test	Matrix	Reference	Result	Qualifier	Units	RPD	Limit	Analyzed
<b>MET-T-MS-TB</b>								
	<b>Water</b>							
<b>Batch</b>	<b>R2361829</b>							
<b>WG1464774-5 MB</b>								
Selenium (Se)-Total			<0.0010		mg/L		0.001	07-MAY-12
Silver (Ag)-Total			<0.00010		mg/L		0.0001	07-MAY-12
Sodium (Na)-Total			<0.10		mg/L		0.1	07-MAY-12
Strontium (Sr)-Total			<0.0010		mg/L		0.001	07-MAY-12
Tellurium (Te)-Total			<0.0010		mg/L		0.001	07-MAY-12
Thallium (Tl)-Total			<0.00030		mg/L		0.0003	07-MAY-12
Tin (Sn)-Total			<0.0010		mg/L		0.001	07-MAY-12
Titanium (Ti)-Total			<0.0020		mg/L		0.002	07-MAY-12
Tungsten (W)-Total			<0.010		mg/L		0.01	07-MAY-12
Uranium (U)-Total			<0.0050		mg/L		0.005	07-MAY-12
Vanadium (V)-Total			<0.0010		mg/L		0.001	07-MAY-12
Zinc (Zn)-Total			<0.0030		mg/L		0.003	07-MAY-12
Zirconium (Zr)-Total			<0.0010		mg/L		0.001	07-MAY-12
<b>NH3-COL-TB</b>								
	<b>Water</b>							
<b>Batch</b>	<b>R2358735</b>							
<b>WG1464744-5 DUP</b>		<b>L1140620-2</b>						
Ammonia, Total (as N)		<0.020	<0.020	RPD-NA	mg/L	N/A	20	01-MAY-12
<b>WG1464744-2 LCS</b>								
Ammonia, Total (as N)			96.7		%		85-115	01-MAY-12
<b>WG1464744-1 MB</b>								
Ammonia, Total (as N)			<0.020		mg/L		0.02	01-MAY-12
<b>WG1464744-4 MS</b>		<b>L1140001-1</b>						
Ammonia, Total (as N)			93.9		%		75-125	01-MAY-12
<b>WG1464744-6 MS</b>		<b>L1140620-2</b>						
Ammonia, Total (as N)			84.9		%		75-125	01-MAY-12
<b>NO2-IC-TB</b>								
	<b>Water</b>							
<b>Batch</b>	<b>R2358945</b>							
<b>WG1464939-2 LCS</b>								
Nitrite (as N)			99.5		%		90-110	30-APR-12
<b>WG1464939-1 MB</b>								
Nitrite (as N)			<0.020		mg/L		0.02	30-APR-12
<b>WG1464939-4 MS</b>		<b>L1140501-12</b>						
Nitrite (as N)			95.9		%		75-115	30-APR-12
<b>NO3-IC-TB</b>								
	<b>Water</b>							



## Quality Control Report

Workorder: L1140620

Report Date: 09-MAY-12

Page 13 of 16

Test	Matrix	Reference	Result	Qualifier	Units	RPD	Limit	Analyzed
<b>NO3-IC-TB</b>								
	<b>Water</b>							
<b>Batch</b>	<b>R2358945</b>							
<b>WG1464939-2</b>	<b>LCS</b>							
Nitrate (as N)			102.3		%		90-110	30-APR-12
<b>WG1464939-1</b>	<b>MB</b>							
Nitrate (as N)			<0.030		mg/L		0.03	30-APR-12
<b>WG1464939-4</b>	<b>MS</b>	<b>L1140501-12</b>						
Nitrate (as N)			99.4		%		75-125	30-APR-12
<b>OGG-TOT-WT</b>								
	<b>Water</b>							
<b>Batch</b>	<b>R2361322</b>							
<b>WG1467580-2</b>	<b>LCS</b>							
Oil and Grease, Total			92.4		%		75-120	07-MAY-12
<b>WG1467580-3</b>	<b>LCSD</b>	<b>WG1467580-2</b>						
Oil and Grease, Total		92.4	91		%	1.5	45	07-MAY-12
<b>WG1467580-1</b>	<b>MB</b>							
Oil and Grease, Total			<2.0		mg/L		2	07-MAY-12
<b>Batch</b>	<b>R2361956</b>							
<b>WG1468102-2</b>	<b>LCS</b>							
Oil and Grease, Total			86.0		%		75-120	08-MAY-12
<b>WG1468102-3</b>	<b>LCSD</b>	<b>WG1468102-2</b>						
Oil and Grease, Total		86.0	86		%	0.2	45	08-MAY-12
<b>WG1468102-1</b>	<b>MB</b>							
Oil and Grease, Total			<2.0		mg/L		2	08-MAY-12
<b>P-T-COL-TB</b>								
	<b>Water</b>							
<b>Batch</b>	<b>R2359812</b>							
<b>WG1465487-5</b>	<b>DUP</b>	<b>L1140620-10</b>						
Phosphorus (P)-Total		0.0081	0.0072		mg/L	11	20	02-MAY-12
<b>WG1465487-2</b>	<b>LCS</b>							
Phosphorus (P)-Total			91.3		%		80-120	02-MAY-12
<b>WG1465487-1</b>	<b>MB</b>							
Phosphorus (P)-Total			<0.0050		mg/L		0.005	02-MAY-12
<b>PH-CAP-TB</b>								
	<b>Water</b>							
<b>Batch</b>	<b>R2358472</b>							
<b>WG1465008-2</b>	<b>LCS</b>							
pH			6.00		pH		5.9-6.1	01-MAY-12
<b>SO4-IC-TB</b>								
	<b>Water</b>							



## Quality Control Report

Workorder: L1140620

Report Date: 09-MAY-12

Page 14 of 16

Test	Matrix	Reference	Result	Qualifier	Units	RPD	Limit	Analyzed
<b>SO4-IC-TB</b>								
	<b>Water</b>							
<b>Batch</b>	<b>R2358945</b>							
<b>WG1464939-2</b>	<b>LCS</b>							
Sulfate (SO4)			104.2		%		90-110	30-APR-12
<b>WG1464939-1</b>	<b>MB</b>							
Sulfate (SO4)			<0.30		mg/L		0.3	30-APR-12
<b>WG1464939-4</b>	<b>MS</b>	<b>L1140501-12</b>						
Sulfate (SO4)			N/A	MS-B	%		-	30-APR-12
<b>SOLIDS-TOTSUS-TB</b>								
	<b>Water</b>							
<b>Batch</b>	<b>R2358918</b>							
<b>WG1464678-2</b>	<b>LCS</b>							
Total Suspended Solids			104.4		%		85-115	01-MAY-12
<b>WG1464678-1</b>	<b>MB</b>							
Total Suspended Solids			<2.0		mg/L		2	01-MAY-12

# Quality Control Report

Workorder: L1140620

Report Date: 09-MAY-12

Page 15 of 16

## Legend:

---

Limit	ALS Control Limit (Data Quality Objectives)
DUP	Duplicate
RPD	Relative Percent Difference
N/A	Not Available
LCS	Laboratory Control Sample
SRM	Standard Reference Material
MS	Matrix Spike
MSD	Matrix Spike Duplicate
ADE	Average Desorption Efficiency
MB	Method Blank
IRM	Internal Reference Material
CRM	Certified Reference Material
CCV	Continuing Calibration Verification
CVS	Calibration Verification Standard
LCSD	Laboratory Control Sample Duplicate

## Sample Parameter Qualifier Definitions:

---

Qualifier	Description
J	Duplicate results and limits are expressed in terms of absolute difference.
MS-B	Matrix Spike recovery could not be accurately calculated due to high analyte background in sample.
RPD-NA	Relative Percent Difference Not Available due to result(s) being less than detection limit.

---

# Quality Control Report

Workorder: L1140620

Report Date: 09-MAY-12

Page 16 of 16

**Hold Time Exceedances:**

ALS Product Description	Sample ID	Sampling Date	Date Processed	Rec. HT	Actual HT	Units	Qualifier
<b>Physical Tests</b>							
Conductivity (EC)							
	1	26-APR-12 12:20	01-MAY-12 09:15	4	5	days	EHTR
	2	26-APR-12 12:50	01-MAY-12 09:15	4	5	days	EHTL
	3	26-APR-12 13:36	01-MAY-12 09:15	4	5	days	EHTL
	4	26-APR-12 14:05	01-MAY-12 09:15	4	5	days	EHTL
	5	26-APR-12 14:45	01-MAY-12 09:15	4	5	days	EHTL
	6	26-APR-12 15:40	01-MAY-12 09:15	4	5	days	EHTL
	11	26-APR-12 13:00	01-MAY-12 09:15	4	5	days	EHTL
	14	26-APR-12 12:30	01-MAY-12 09:15	4	5	days	EHTL
pH							
	1	26-APR-12 12:20	01-MAY-12 09:15	4	5	days	EHTR
	2	26-APR-12 12:50	01-MAY-12 09:15	4	5	days	EHTL
	3	26-APR-12 13:36	01-MAY-12 09:15	4	5	days	EHTL
	4	26-APR-12 14:05	01-MAY-12 09:15	4	5	days	EHTL
	5	26-APR-12 14:45	01-MAY-12 09:15	4	5	days	EHTL
	6	26-APR-12 15:40	01-MAY-12 09:15	4	5	days	EHTL
	11	26-APR-12 13:00	01-MAY-12 09:15	4	5	days	EHTL
	14	26-APR-12 12:30	01-MAY-12 09:15	4	5	days	EHTL

**Legend & Qualifier Definitions:**

- EHTR-FM: Exceeded ALS recommended hold time prior to sample receipt. Field Measurement recommended.
- EHTR: Exceeded ALS recommended hold time prior to sample receipt.
- EHTL: Exceeded ALS recommended hold time prior to analysis. Sample was received less than 24 hours prior to expiry.
- EHT: Exceeded ALS recommended hold time prior to analysis.
- Rec. HT: ALS recommended hold time (see units).

Notes\*:  
 Where actual sampling date is not provided to ALS, the date (& time) of receipt is used for calculation purposes.  
 Where actual sampling time is not provided to ALS, the earlier of 12 noon on the sampling date or the time (& date) of receipt is used for calculation purposes. Samples for L1140620 were received on 30-APR-12 12:00.

ALS recommended hold times may vary by province. They are assigned to meet known provincial and/or federal government requirements. In the absence of regulatory hold times, ALS establishes recommendations based on guidelines published by the US EPA, APHA Standard Methods, or Environment Canada (where available). For more information, please contact ALS.

The ALS Quality Control Report is provided to ALS clients upon request. ALS includes comprehensive QC checks with every analysis to ensure our high standards of quality are met. Each QC result has a known or expected target value, which is compared against pre-determined data quality objectives to provide confidence in the accuracy of associated test results.

Please note that this report may contain QC results from anonymous Sample Duplicates and Matrix Spikes that do not originate from this Work Order.



<b>Company:</b> Treasury Metals		<b>Regulatory Information</b>				<b>Both questions below must answered for water samples</b>																																																												
<b>Contact:</b> Mac Potter		<input type="checkbox"/> O. Reg 153 (O. Reg 511 Amend) Table: _____				Are any samples taken from a regulated DW System? <input type="checkbox"/> Yes <input checked="" type="checkbox"/> No																																																												
<b>Address:</b> 899 Tree Nursery Rd		Record of Site Condition <input type="checkbox"/> Yes <input type="checkbox"/> No				If yes, an authorized DW COC must be used.																																																												
Wabigoon ON P0V 2W0		PWQO <input checked="" type="checkbox"/> MISA <input type="checkbox"/> MMER <input type="checkbox"/> CCME <input type="checkbox"/>				Is the water sampled intended for human consumption? <input type="checkbox"/> Yes <input checked="" type="checkbox"/> No																																																												
<b>Phone:</b> 807-223-6191 <b>Fax:</b>		Guideline Required:				<table border="1" style="width:100%; border-collapse: collapse;"> <tr> <th colspan="10">Analysis Request</th> <th rowspan="2">Number of Containers</th> </tr> <tr> <td colspan="10">Please indicate below Filtered, Preserved or both (F, P, F/P)</td> </tr> <tr> <td rowspan="11" style="writing-mode: vertical-rl; transform: rotate(180deg);">Alk, pH Conductivity</td> <td rowspan="11" style="writing-mode: vertical-rl; transform: rotate(180deg);">Cl, NO2, NO3, SO4</td> <td rowspan="11" style="writing-mode: vertical-rl; transform: rotate(180deg);">Acidity, TSS</td> <td rowspan="11" style="writing-mode: vertical-rl; transform: rotate(180deg);">Total Cyanide</td> <td rowspan="11" style="writing-mode: vertical-rl; transform: rotate(180deg);">WAD Cyanide</td> <td rowspan="11" style="writing-mode: vertical-rl; transform: rotate(180deg);">CN-FREE-COL-VA</td> <td rowspan="11" style="writing-mode: vertical-rl; transform: rotate(180deg);">Ammonia, Total Phosphorus</td> <td rowspan="11" style="writing-mode: vertical-rl; transform: rotate(180deg);">OGG</td> <td rowspan="11" style="writing-mode: vertical-rl; transform: rotate(180deg);">Total Metals +Hg</td> <td rowspan="11" style="writing-mode: vertical-rl; transform: rotate(180deg);">Dissolved Metals + Hg</td> <td rowspan="11" style="writing-mode: vertical-rl; transform: rotate(180deg);">Hardness</td> <td>P</td><td>P</td><td>P</td><td>P</td><td>P</td><td>P</td><td>F/P</td> </tr> <tr> <td>x</td><td>x</td><td>x</td><td>x</td><td>x</td><td>x</td><td>x</td><td>x</td><td>x</td><td>x</td><td></td><td></td> </tr> </table>										Analysis Request										Number of Containers	Please indicate below Filtered, Preserved or both (F, P, F/P)										Alk, pH Conductivity	Cl, NO2, NO3, SO4	Acidity, TSS	Total Cyanide	WAD Cyanide	CN-FREE-COL-VA	Ammonia, Total Phosphorus	OGG	Total Metals +Hg	Dissolved Metals + Hg	Hardness	P	P	P	P	P	P	F/P	x	x	x	x	x	x	x	x	x	x		
Analysis Request																Number of Containers																																																		
Please indicate below Filtered, Preserved or both (F, P, F/P)																																																																		
Alk, pH Conductivity	Cl, NO2, NO3, SO4	Acidity, TSS	Total Cyanide	WAD Cyanide	CN-FREE-COL-VA	Ammonia, Total Phosphorus	OGG	Total Metals +Hg	Dissolved Metals + Hg	Hardness	P	P	P	P	P	P	F/P																																																	
											x	x	x	x	x	x	x	x	x	x																																														
											<b>Email:</b> mac@treasurymetals.com, lritchie@cbtgoup.com		TCLP Regulation 558 <input type="checkbox"/> Other:																																																					
											<b>Project:</b> Job M0906A01 <b>PO:</b> M0210-P0115		<b>Service Requested</b>																																																					
											<b>Quote #:</b> Q32690 <b>LSG Goliath Project</b>		<input checked="" type="checkbox"/> Regular TAT (7 Days)																																																					
											<b>Invoice To:</b>		<input type="checkbox"/> Priority TAT 50% Surcharge (3-5 Days)																																																					
											<b>Company:</b>		<input type="checkbox"/> Emergency TAT 100% Surcharge (1-2 Days)																																																					
											<b>Contact:</b>		Specify Date Required:																																																					
											<b>Address:</b>		All TAT quoted material is in business days which exclude statutory holidays and weekends. Samples received past 3:00pm or Saturday/Sunday begin the next day.																																																					
											<b>Email:</b>																																																							
											<b>Account Manager:</b> Karen R. <b>Sampler:</b> Mac Potter																																																							
Sample #	Sample Identification (This description will appear on the report)	Date	Time	Sample Type	Alk, pH Conductivity	Cl, NO2, NO3, SO4	Acidity, TSS	Total Cyanide	WAD Cyanide	CN-FREE-COL-VA	Ammonia, Total Phosphorus	OGG	Total Metals +Hg	Dissolved Metals + Hg	Hardness	Number of Containers																																																		
1	TL2a	26/04/12	12 <sup>30</sup>	Water	x	x	x	x	x	x	x	x	x	x	x	9																																																		
2	TL1a	26/04/12	12 <sup>50</sup>	Water	x	x	x	x	x	x	x	x	x	x	x	9																																																		
3	TL3	26/04/12	1 <sup>36</sup>	Water	x	x	x	x	x	x	x	x	x	x	x	9																																																		
4	SW2	26/04/12	2 <sup>05</sup>	Water	x	x	x	x	x	x	x	x	x	x	x	9																																																		
5	SW3	26/04/12	2 <sup>45</sup>	Water	x	x	x	x	x	x	x	x	x	x	x	9																																																		
6	SW1	26/04/12	3 <sup>40</sup>	Water	x	x	x	x	x	x	x	x	x	x	x	9																																																		
7	SW7	27/04/12	7 <sup>30</sup>	Water	x	x	x	x	x	x	x	x	x	x	x	9																																																		
8	SW8	27/04/12	7 <sup>50</sup>	Water	x	x	x	x	x	x	x	x	x	x	x	9																																																		
9	SW10	27/04/12	8 <sup>20</sup>	Water	x	x	x	x	x	x	x	x	x	x	x	9																																																		
10	SW9	27/04/12	9 <sup>00</sup>	Water	x	x	x	x	x	x	x	x	x	x	x	9																																																		
11	TL100	26/04/12	1 <sup>00</sup>	Water	x	x	x	x	x	x	x	x	x	x	x	9																																																		
<b>Special Instructions / Comments</b>																																																																		
<b>SHIPMENT RELEASE (client use)</b>					<b>SHIPMENT RECEPTION (lab use only)</b>					<b>SHIPMENT VERIFICATION (lab use only)</b>																																																								
Released by: MAC POTTER <i>[Signature]</i>		Date & Time 27/04/12 1 <sup>00</sup> PM			Received by: <i>[Signature]</i>		Date & Time 27/04/12 1 <sup>00</sup> PM			Temp 0.3		Cooling Initiated <input checked="" type="checkbox"/> Yes <input type="checkbox"/> No		Verified by:		Date & Time		Observations: Yes / No ? If Yes add SIF																																																

**\*\*Failure to complete all portions of this form may delay analysis.\*\*** TAT may vary dependant on complexity of analysis and lab workload at time of submission. Please contact the lab to confirm TATs. Any known or suspected hazards relating to a sample must be noted on the chain of custody in the comments section. By use of the form the user acknowledges and agrees with the Terms and Conditions as specified on the back page.



<b>Company:</b> Treasury Metals		<b>Regulatory Information</b>				<b>Both questions below must answered for water samples</b>																																																						
<b>Contact:</b> Mac Potter		<input type="checkbox"/> O. Reg 153 (O. Reg 511 Amend) Table: _____				Are any samples taken from a regulated DW System? <input type="checkbox"/> Yes <input checked="" type="checkbox"/> No																																																						
<b>Address:</b> 899 Tree Nursery Rd		Record of Site Condition <input type="checkbox"/> Yes <input type="checkbox"/> No				If yes, an authorized DW COC must be used.																																																						
Wabigoon ON P0V 2W0		PWQO <input checked="" type="checkbox"/> MISA <input type="checkbox"/> MMER <input type="checkbox"/> CCME <input type="checkbox"/>				Is the water sampled intended for human consumption? <input type="checkbox"/> Yes <input checked="" type="checkbox"/> No																																																						
<b>Phone:</b> 807-223-6191 <b>Fax:</b>		<b>Guideline Required:</b>				<table border="1" style="width:100%; border-collapse: collapse;"> <tr> <th colspan="10">Analysis Request</th> <th rowspan="2">Number of Containers</th> </tr> <tr> <td colspan="10">Please indicate below Filtered, Preserved or both (F, P, F/P)</td> </tr> <tr> <td style="writing-mode: vertical-rl; transform: rotate(180deg);">Alk, pH Conductivity</td> <td style="writing-mode: vertical-rl; transform: rotate(180deg);">Cl, NO2, NO3, SO4</td> <td style="writing-mode: vertical-rl; transform: rotate(180deg);">Acidity, TSS</td> <td style="writing-mode: vertical-rl; transform: rotate(180deg);">Total Cyanide</td> <td style="writing-mode: vertical-rl; transform: rotate(180deg);">WAD Cyanide</td> <td style="writing-mode: vertical-rl; transform: rotate(180deg);">CN-FREE-COL-VA</td> <td style="writing-mode: vertical-rl; transform: rotate(180deg);">Ammonia, Total Phosphorus</td> <td style="writing-mode: vertical-rl; transform: rotate(180deg);">OGC</td> <td style="writing-mode: vertical-rl; transform: rotate(180deg);">Total Metals + Hg</td> <td style="writing-mode: vertical-rl; transform: rotate(180deg);">Dissolved Metals + Hg</td> <td style="writing-mode: vertical-rl; transform: rotate(180deg);">Hardness</td> <td></td> </tr> <tr> <td></td><td></td><td></td><td></td><td></td><td></td><td></td><td></td><td></td><td></td><td></td><td></td> </tr> </table>										Analysis Request										Number of Containers	Please indicate below Filtered, Preserved or both (F, P, F/P)										Alk, pH Conductivity	Cl, NO2, NO3, SO4	Acidity, TSS	Total Cyanide	WAD Cyanide	CN-FREE-COL-VA	Ammonia, Total Phosphorus	OGC	Total Metals + Hg	Dissolved Metals + Hg	Hardness													
Analysis Request																Number of Containers																																												
Please indicate below Filtered, Preserved or both (F, P, F/P)																																																												
Alk, pH Conductivity	Cl, NO2, NO3, SO4	Acidity, TSS	Total Cyanide	WAD Cyanide	CN-FREE-COL-VA	Ammonia, Total Phosphorus	OGC	Total Metals + Hg	Dissolved Metals + Hg	Hardness																																																		
<b>Email:</b> mac@treasurymetals.com		TCLP Regulation 558 <input type="checkbox"/> Other:																																																										
<b>Project:</b> Job M0906A01 <b>PO:</b> M0210-P0115		<b>Service Requested</b>																																																										
<b>Quote #</b> Q32690 <b>LSD Goliath Project</b>		<input checked="" type="checkbox"/> Regular TAT (7 Days)																																																										
<b>Invoice To:</b>		<input type="checkbox"/> Priority TAT 50% Surcharge (3-5 Days)																																																										
<b>Company:</b>		<input type="checkbox"/> Emergency TAT 100% Surcharge (1-2 Days)																																																										
<b>Contact:</b>		<b>Specify Date Required:</b>																																																										
<b>Address:</b>		All TAT quoted material is in business days which exclude statutory holidays and weekends. Samples received past 3:00pm or Saturday/Sunday begin the next day.																																																										
<b>Email:</b>																																																												
<b>Account Manager:</b> Karen R.		<b>Sampler:</b> Mac Potter																																																										
Sample #	Sample Identification (This description will appear on the report)		Date	Time	Sample Type																																																							
12	JCTa		27/04/12	9 <sup>00</sup>	Water	x	x	x	x	x	x	x	x	x	x	x	x	x	9																																									
13	Swll		27/04/12	10 <sup>40</sup>	Water	x	x	x	x	x	x	x	x	x	x	x	x	x	9																																									
14	Travel Blank		—	—	Water	x	x	x	x	x	x	x	x	x	x	x	x	x	9																																									
						x	x	x	x	x	x	x	x	x	x	x	x	x																																										
						x	x	x	x	x	x	x	x	x	x	x	x	x																																										
						x	x	x	x	x	x	x	x	x	x	x	x	x																																										
						x	x	x	x	x	x	x	x	x	x	x	x	x																																										
						x	x	x	x	x	x	x	x	x	x	x	x	x																																										
						x	x	x	x	x	x	x	x	x	x	x	x	x																																										
						x	x	x	x	x	x	x	x	x	x	x	x	x																																										
						x	x	x	x	x	x	x	x	x	x	x	x	x																																										
<b>Special Instructions // Comments</b>																																																												
* 066 of Swll broke on route to next location. No field blank as not enough water sent																																																												
<b>SHIPMENT RELEASE (client use)</b>					<b>SHIPMENT RECEPTION (lab use only)</b>					<b>SHIPMENT VERIFICATION (lab use only)</b>																																																		
<b>Released by:</b> Mac Potter		<b>Date &amp; Time:</b> 27/04/12 1:00 pm			<b>Received by:</b>		<b>Date &amp; Time:</b>			<b>Temp:</b>		<b>Cooling Initiated:</b> <input type="checkbox"/> Yes <input type="checkbox"/> No		<b>Verified by:</b>			<b>Date &amp; Time:</b>			<b>Observations:</b> Yes / No ? If Yes add SIF																																								

**\*\*Failure to complete all portions of this form may delay analysis.\*\*** TAT may vary dependent on complexity of analysis and lab workload at time of submission. Please contact the lab to confirm TATs. Any known or suspected hazards relating to a sample must be noted on the chain of custody in the comments section. By use of the form the user acknowledges and agrees with the Terms and Conditions as specified on the back page.



# Sample Integrity Form

This report summarizes some deficiencies found in your recent submission, and the actions that will be taken unless you contact us to make specific instructions.

Date Received: <b>30-APR-12</b>	Client: <b>Treasury Metals</b>
Completed by (initial): <b>WB</b>	Submission ID: L# or Other Identifying Mark <b>L1140620</b>

1	Deficiency Found:	Without further instruction, we WILL:	2
	No COC accompanying the submission	Proceed with regular testing from previous submissions, unless specified otherwise	
	COC information is incomplete or illegible	Proceed with samples as regulated	
	Analysis requested not listed or clearly specified	Proceed with samples as <u>not</u> regulated and <u>not</u> intended for consumption	
	Applicable regulation not indicated	Proceed with samples as <u>not</u> regulated and intended for consumption	
	Regulated sample type not indicated	Proceed with information from COC	
	COC not signed/dated by client	Proceed with information from bottles	
	COC information does not match bottle labels	Proceed with analysis - results may be qualified	
	Bottle labels missing or blank	Preserve and/or filter at lab and proceed with analysis	
	Sample received unpreserved or incorrectly preserved	Advise you resample for deficient samples	
	Sample received unfiltered	Hold samples without analysis pending further information - please contact the lab.	
	Sample received with headspace	<b>Further Comments/Specifics:</b>  <b>No OGG bottle for "SW11". Unable to proceed with analysis</b>	
	Sample received after analytical hold time has been exceeded		
	Bottles listed on COC but not received		
	Bottles received but not listed on COC		
	Insufficient number of bottles or sample volume		
	Wrong sample bottle used		
	Bottle found broken when received		
	Sample received with temperature below freezing point, containing ice crystals, or frozen		
	Microbiology sample received with temperature above 20°C		
	Other deficiency (see comments)		
<b>If Checked HERE, you NEED to contact the laboratory for further discussion</b>			

For more information please contact the laboratory.



TREASURY METALS INC.  
ATTN: Mac Potter  
899 Tree Nursery Road  
Wabigoon ON P0V 2W0

Date Received: 17-MAY-12  
Report Date: 01-JUN-12 09:41 (MT)  
Version: FINAL

Client Phone: 807-223-6191

## Certificate of Analysis

**Lab Work Order #:** L1148845  
**Project P.O. #:** M0210-P0115  
**Job Reference:** M0906A01  
**C of C Numbers:**  
**Legal Site Desc:**

  
\_\_\_\_\_  
Karen Rutledge  
Account Manager

[This report shall not be reproduced except in full without the written authority of the Laboratory.]

ADDRESS: 1081 Barton Street, Thunder Bay, ON P7B 5N3 Canada | Phone: +1 807 623 6463 | Fax: +1 807 623 7598  
ALS CANADA LTD Part of the ALS Group A Campbell Brothers Limited Company



## ALS ENVIRONMENTAL ANALYTICAL REPORT

Sample ID Description Sampled Date Sampled Time Client ID		L1148845-1 SURFACEWATE 15-MAY-12 09:00 SW3	L1148845-2 SURFACEWATE 15-MAY-12 08:30 SW2-1	L1148845-3 SURFACEWATE 15-MAY-12 10:00 TL3	L1148845-5 SURFACEWATE 15-MAY-12 10:55 JCTA	L1148845-6 SURFACEWATE 15-MAY-12 11:45 TL1A
Grouping	Analyte					
<b>WATER</b>						
<b>Physical Tests</b>	Conductivity (EC) (uS/cm)	182	165	136	108	58.6
	Hardness (as CaCO3) (mg/L)	67.6	86.7	64.7	51.1	27.0
	pH (pH)	7.71	7.86	7.70	7.52	7.07
	Total Suspended Solids (mg/L)	5.9	84.0	<2.0	4.5	<2.0
<b>Anions and Nutrients</b>	Acidity (as CaCO3) (mg/L)	2.8	6.4	2.4	2.2	2.2
	Alkalinity, Total (as CaCO3) (mg/L CaCO3)	53.4	76.9	56.7	45.7	22.3
	Ammonia, Total (as N) (mg/L)	<0.020	<0.020	<0.020	<0.020	0.027
	Chloride (Cl) (mg/L)	16.9	1.39	1.67	0.97	0.26
	Nitrate (as N) (mg/L)	<0.030	<0.030	<0.030	<0.030	<0.030
	Nitrite (as N) (mg/L)	<0.020	<0.020	<0.020	<0.020	<0.020
	Phosphorus (P)-Total (mg/L)	0.0191	0.0809	0.0123	0.0247	0.0094
	Sulfate (SO4) (mg/L)	3.56	1.41	3.10	2.47	1.54
<b>Cyanides</b>	Cyanide, Weak Acid Diss (mg/L)	<0.0020	<0.0020	<0.0020	<0.0020	<0.0020
	Cyanide, Total (mg/L)	<0.0020	<0.0020	<0.0020	<0.0020	<0.0020
	Cyanide, Free (mg/L)	<0.0050	<0.0050	<0.0050	<0.0050	<0.0050
<b>Total Metals</b>	Aluminum (Al)-Total (mg/L)	0.0915	1.18	0.125	0.331	0.110
	Antimony (Sb)-Total (mg/L)	<0.00060	<0.00060	<0.00060	<0.00060	<0.00060
	Arsenic (As)-Total (mg/L)	<0.0010	<0.0010	<0.0010	<0.0010	<0.0010
	Barium (Ba)-Total (mg/L)	<0.010	0.024	0.010	0.012	<0.010
	Beryllium (Be)-Total (mg/L)	<0.0010	<0.0010	<0.0010	<0.0010	<0.0010
	Bismuth (Bi)-Total (mg/L)	<0.0010	<0.0010	<0.0010	<0.0010	<0.0010
	Boron (B)-Total (mg/L)	<0.050	<0.050	<0.050	<0.050	<0.050
	Cadmium (Cd)-Total (mg/L)	<0.000017	0.000020	<0.000017	<0.000017	0.000020
	Calcium (Ca)-Total (mg/L)	18.8	20.5	16.4	14.1	7.65
	Chromium (Cr)-Total (mg/L)	<0.0010	0.0028	<0.0010	<0.0010	<0.0010
	Cobalt (Co)-Total (mg/L)	<0.00050	0.00089	<0.00050	<0.00050	<0.00050
	Copper (Cu)-Total (mg/L)	0.0013	0.0034	0.0016	0.0012	<0.0010
	Iron (Fe)-Total (mg/L)	0.212	1.71	0.301	0.704	0.383
	Lead (Pb)-Total (mg/L)	<0.0010	<0.0010	<0.0010	<0.0010	<0.0010
	Lithium (Li)-Total (mg/L)	<0.050	<0.050	<0.050	<0.050	<0.050
	Magnesium (Mg)-Total (mg/L)	3.79	6.10	4.53	3.93	1.96
	Manganese (Mn)-Total (mg/L)	0.0167	0.0779	0.0238	0.100	0.0643
	Mercury (Hg)-Total (mg/L)	0.000017	<0.000010	<0.000010	<0.000010	<0.000010
	Molybdenum (Mo)-Total (mg/L)	<0.0010	<0.0010	<0.0010	<0.0010	<0.0010
	Nickel (Ni)-Total (mg/L)	<0.0020	0.0029	<0.0020	<0.0020	<0.0020
Potassium (K)-Total (mg/L)	1.13	1.64	1.19	1.20	<0.50	
Selenium (Se)-Total (mg/L)	<0.0010	<0.0010	<0.0010	<0.0010	<0.0010	

\* Please refer to the Reference Information section for an explanation of any qualifiers detected.

## ALS ENVIRONMENTAL ANALYTICAL REPORT

Sample ID Description Sampled Date Sampled Time Client ID		L1148845-7 SURFACEWATE 15-MAY-12 13:15 TL2A	L1148845-8 SURFACEWATE 15-MAY-12 14:45 SW8	L1148845-9 SURFACEWATE 15-MAY-12 15:15 SW7	L1148845-10 SURFACEWATE 15-MAY-12 15:50 SW10	L1148845-11 SURFACEWATE 15-MAY-12 16:35 SW11
Grouping	Analyte					
<b>WATER</b>						
<b>Physical Tests</b>	Conductivity (EC) (uS/cm)	138	108	135	131	42.0
	Hardness (as CaCO3) (mg/L)	71.8	51.4	66.3	62.8	24.4
	pH (pH)	7.54	7.68	7.95	7.83	6.36
	Total Suspended Solids (mg/L)	252	8.3	2.8	<2.0	9.2
<b>Anions and Nutrients</b>	Acidity (as CaCO3) (mg/L)	3.8	2.2	2.6	2.4	5.2
	Alkalinity, Total (as CaCO3) (mg/L CaCO3)	60.4	41.8	62.5	57.2	10.2
	Ammonia, Total (as N) (mg/L)	0.029	0.022	0.030	<0.020	0.020
	Chloride (Cl) (mg/L)	0.42	0.25	0.17	0.21	0.44
	Nitrate (as N) (mg/L)	0.034	0.168	0.059	0.064	<0.030
	Nitrite (as N) (mg/L)	<0.020	<0.020	<0.020	<0.020	<0.020
	Phosphorus (P)-Total (mg/L)	0.133	0.0283	0.0088	0.0057	0.0231
	Sulfate (SO4) (mg/L)	2.40	5.81	1.61	2.87	1.72
<b>Cyanides</b>	Cyanide, Weak Acid Diss (mg/L)	<0.0020	<0.0020	<0.0020	<0.0020	<0.0020
	Cyanide, Total (mg/L)	<0.0020	<0.0020	<0.0020	<0.0020	<0.0020
	Cyanide, Free (mg/L)	<0.0050	<0.0050	<0.0050	<0.0050	<0.0050
<b>Total Metals</b>	Aluminum (Al)-Total (mg/L)	1.27	0.0846	0.0363	0.0378	0.654
	Antimony (Sb)-Total (mg/L)	<0.00060	<0.00060	<0.00060	<0.00060	<0.00060
	Arsenic (As)-Total (mg/L)	0.0012	<0.0010	<0.0010	<0.0010	0.0011
	Barium (Ba)-Total (mg/L)	0.021	<0.010	0.016	0.011	<0.010
	Beryllium (Be)-Total (mg/L)	<0.0010	<0.0010	<0.0010	<0.0010	<0.0010
	Bismuth (Bi)-Total (mg/L)	<0.0010	<0.0010	<0.0010	<0.0010	<0.0010
	Boron (B)-Total (mg/L)	<0.050	<0.050	<0.050	<0.050	<0.050
	Cadmium (Cd)-Total (mg/L)	0.000039	<0.000017	<0.000017	<0.000017	0.000050
	Calcium (Ca)-Total (mg/L)	18.2	14.5	21.2	19.3	6.62
	Chromium (Cr)-Total (mg/L)	0.0028	<0.0010	<0.0010	<0.0010	0.0016
	Cobalt (Co)-Total (mg/L)	0.00095	<0.00050	<0.00050	<0.00050	<0.00050
	Copper (Cu)-Total (mg/L)	0.0087	0.0011	<0.0010	<0.0010	0.0015
	Iron (Fe)-Total (mg/L)	1.42	0.518	0.350	0.790	1.17
	Lead (Pb)-Total (mg/L)	0.0043	<0.0010	<0.0010	<0.0010	<0.0010
	Lithium (Li)-Total (mg/L)	<0.050	<0.050	<0.050	<0.050	<0.050
	Magnesium (Mg)-Total (mg/L)	5.61	2.76	2.13	2.84	1.52
	Manganese (Mn)-Total (mg/L)	0.150 <sup>RRV</sup>	0.0220	0.0727	0.0463	0.0328
	Mercury (Hg)-Total (mg/L)	<0.000010	<0.000010	<0.000010	<0.000010	<0.000010
	Molybdenum (Mo)-Total (mg/L)	<0.0010	<0.0010	<0.0010	<0.0010	<0.0010
	Nickel (Ni)-Total (mg/L)	0.0027	<0.0020	<0.0020	<0.0020	<0.0020
	Potassium (K)-Total (mg/L)	3.00	0.78	0.67	0.71	<0.50
	Selenium (Se)-Total (mg/L)	<0.0010	<0.0010	<0.0010	<0.0010	<0.0010

\* Please refer to the Reference Information section for an explanation of any qualifiers detected.

## ALS ENVIRONMENTAL ANALYTICAL REPORT

Sample ID Description Sampled Date Sampled Time Client ID		L1148845-12 SURFACEWATE 15-MAY-12 17:35 SW9	L1148845-13 SURFACEWATE 16-MAY-12 09:55 SW4	L1148845-14 SURFACEWATE 15-MAY-12 11:40 SW5	L1148845-15 SURFACEWATE 15-MAY-12 11:05 SW6	L1148845-16 SURFACEWATE 15-MAY-12 09:00 SW33
Grouping	Analyte					
<b>WATER</b>						
<b>Physical Tests</b>	Conductivity (EC) (uS/cm)	248	114	120	120	182
	Hardness (as CaCO3) (mg/L)	129	50.1	51.6	51.6	67.6
	pH (pH)	7.96	7.83	7.94	7.97	7.62
	Total Suspended Solids (mg/L)	<2.0	7.3	<2.0	2.9	4.5
<b>Anions and Nutrients</b>	Acidity (as CaCO3) (mg/L)	2.8	2.2	2.2	2.2	2.4
	Alkalinity, Total (as CaCO3) (mg/L CaCO3)	126	45.3	45.8	45.8	53.2
	Ammonia, Total (as N) (mg/L)	<0.020	<0.020	<0.020	<0.020	<0.020
	Chloride (Cl) (mg/L)	0.34	3.12	4.22	4.15	17.0
	Nitrate (as N) (mg/L)	0.072	<0.030	<0.030	<0.030	<0.030
	Nitrite (as N) (mg/L)	<0.020	<0.020	<0.020	<0.020	<0.020
	Phosphorus (P)-Total (mg/L)	0.0064	0.0227	0.0070	0.0522	0.0071
	Sulfate (SO4) (mg/L)	0.88	1.79	2.93	2.91	3.55
<b>Cyanides</b>	Cyanide, Weak Acid Diss (mg/L)	<0.0020	<0.0020	<0.0020	<0.0020	<0.0020
	Cyanide, Total (mg/L)	<0.0020	<0.0020	<0.0020	<0.0020	<0.0020
	Cyanide, Free (mg/L)	<0.0050	<0.0050	<0.0050	<0.0050	<0.0050
<b>Total Metals</b>	Aluminum (Al)-Total (mg/L)	0.0353	0.816	0.0234	0.0261	0.0901
	Antimony (Sb)-Total (mg/L)	<0.00060	<0.00060	<0.00060	<0.00060	<0.00060
	Arsenic (As)-Total (mg/L)	<0.0010	<0.0010	<0.0010	<0.0010	<0.0010
	Barium (Ba)-Total (mg/L)	0.023	0.013	<0.010	<0.010	<0.010
	Beryllium (Be)-Total (mg/L)	<0.0010	<0.0010	<0.0010	<0.0010	<0.0010
	Bismuth (Bi)-Total (mg/L)	<0.0010	<0.0010	<0.0010	<0.0010	<0.0010
	Boron (B)-Total (mg/L)	<0.050	<0.050	<0.050	<0.050	<0.050
	Cadmium (Cd)-Total (mg/L)	<0.000017	0.000051	<0.000017	<0.000017	<0.000017
	Calcium (Ca)-Total (mg/L)	39.6	14.8	14.3	12.8	17.5
	Chromium (Cr)-Total (mg/L)	<0.0010	0.0015	<0.0010	<0.0010	<0.0010
	Cobalt (Co)-Total (mg/L)	<0.00050	<0.00050	<0.00050	<0.00050	<0.00050
	Copper (Cu)-Total (mg/L)	<0.0010	0.0043	0.0011	0.0012	0.0013
	Iron (Fe)-Total (mg/L)	0.137	0.788	0.037	0.036	0.193
	Lead (Pb)-Total (mg/L)	<0.0010	<0.0010	<0.0010	<0.0010	<0.0010
	Lithium (Li)-Total (mg/L)	<0.050	<0.050	<0.050	<0.050	<0.050
	Magnesium (Mg)-Total (mg/L)	6.77	2.93	3.16	2.84	4.28
	Manganese (Mn)-Total (mg/L)	0.0572	0.0182	0.0042	0.0039	0.0163
	Mercury (Hg)-Total (mg/L)	<0.000010	<0.000010	<0.000010	<0.000010	<0.000010
	Molybdenum (Mo)-Total (mg/L)	<0.0010	<0.0010	<0.0010	<0.0010	<0.0010
	Nickel (Ni)-Total (mg/L)	<0.0020	<0.0020	<0.0020	<0.0020	<0.0020
Potassium (K)-Total (mg/L)	1.98	1.50	0.98	0.95	1.19	
Selenium (Se)-Total (mg/L)	<0.0010	<0.0010	<0.0010	<0.0010	<0.0010	

\* Please refer to the Reference Information section for an explanation of any qualifiers detected.

# ALS ENVIRONMENTAL ANALYTICAL REPORT

	Sample ID Description Sampled Date Sampled Time Client ID	L1148845-17 SURFACEWATE 15-MAY-12 09:00 FIELD BLANK	L1148845-18 SURFACEWATE 15-MAY-12 TRAVEL BLANK	L1148845-19 SURFACEWATE 15-MAY-12 08:30 SW2-2	
Grouping	Analyte				
<b>WATER</b>					
<b>Physical Tests</b>	Conductivity (EC) (uS/cm)	<3.0	<3.0	103	
	Hardness (as CaCO3) (mg/L)	<0.51	<0.51	51.1	
	pH (pH)	5.43	5.75	7.56	
	Total Suspended Solids (mg/L)	<2.0	<2.0	19.0	
<b>Anions and Nutrients</b>	Acidity (as CaCO3) (mg/L)	<2.0	<2.0	6.6	
	Alkalinity, Total (as CaCO3) (mg/L CaCO3)	<5.0	<5.0	46.1	
	Ammonia, Total (as N) (mg/L)	<0.020	<0.020	<0.020	
	Chloride (Cl) (mg/L)	<0.10	<0.10	0.24	
	Nitrate (as N) (mg/L)	<0.030	<0.030	<0.030	
	Nitrite (as N) (mg/L)	<0.020	<0.020	<0.020	
	Phosphorus (P)-Total (mg/L)	<0.0050	<0.0050	<0.0050	
	Sulfate (SO4) (mg/L)	<0.30	<0.30	1.57	
<b>Cyanides</b>	Cyanide, Weak Acid Diss (mg/L)	<0.0020	<0.0020	<0.0020	
	Cyanide, Total (mg/L)	<0.0020	<0.0020	<0.0020	
	Cyanide, Free (mg/L)	<0.0050	<0.0050	<0.0050	
<b>Total Metals</b>	Aluminum (Al)-Total (mg/L)	<0.0050	<0.0050	0.400	
	Antimony (Sb)-Total (mg/L)	<0.00060	<0.00060	<0.00060	
	Arsenic (As)-Total (mg/L)	<0.0010	<0.0010	<0.0010	
	Barium (Ba)-Total (mg/L)	<0.010	<0.010	0.012	
	Beryllium (Be)-Total (mg/L)	<0.0010	<0.0010	<0.0010	
	Bismuth (Bi)-Total (mg/L)	<0.0010	<0.0010	<0.0010	
	Boron (B)-Total (mg/L)	<0.050	<0.050	<0.050	
	Cadmium (Cd)-Total (mg/L)	<0.000017	<0.000017	<0.000017	
	Calcium (Ca)-Total (mg/L)	<0.20	<0.20	15.2	
	Chromium (Cr)-Total (mg/L)	<0.0010	<0.0010	<0.0010	
	Cobalt (Co)-Total (mg/L)	<0.00050	<0.00050	<0.00050	
	Copper (Cu)-Total (mg/L)	<0.0010	<0.0010	<0.0010	
	Iron (Fe)-Total (mg/L)	<0.020	<0.020	0.841	
	Lead (Pb)-Total (mg/L)	<0.0010	<0.0010	<0.0010	
	Lithium (Li)-Total (mg/L)	<0.050	<0.050	<0.050	
	Magnesium (Mg)-Total (mg/L)	<0.020	<0.020	2.82	
	Manganese (Mn)-Total (mg/L)	<0.0010	<0.0010	0.230	
	Mercury (Hg)-Total (mg/L)	<0.000010	<0.000010	<0.000010	
	Molybdenum (Mo)-Total (mg/L)	<0.0010	<0.0010	<0.0010	
	Nickel (Ni)-Total (mg/L)	<0.0020	<0.0020	<0.0020	
	Potassium (K)-Total (mg/L)	<0.50	<0.50	1.07	
	Selenium (Se)-Total (mg/L)	<0.0010	<0.0010	<0.0010	

\* Please refer to the Reference Information section for an explanation of any qualifiers detected.

## ALS ENVIRONMENTAL ANALYTICAL REPORT

Sample ID	Description	Sampled Date	Sampled Time	Client ID	L1148845-1	L1148845-2	L1148845-3	L1148845-5	L1148845-6
					SURFACEWATE	SURFACEWATE	SURFACEWATE	SURFACEWATE	SURFACEWATE
		15-MAY-12	09:00	SW3	15-MAY-12	08:30	15-MAY-12	10:00	15-MAY-12
					SW3	SW2-1	TL3	JCTA	TL1A
Grouping	Analyte								
<b>WATER</b>									
<b>Total Metals</b>	Silver (Ag)-Total (mg/L)	<0.00010	<0.00010	<0.00010	<0.00010	<0.00010	<0.00010	<0.00010	<0.00010
	Sodium (Na)-Total (mg/L)	9.03	2.19	2.48	2.27	1.35			
	Strontium (Sr)-Total (mg/L)	0.0384	0.0390	0.0354	0.0321	0.0179			
	Tellurium (Te)-Total (mg/L)	<0.0010	<0.0010	<0.0010	<0.0010	<0.0010			
	Thallium (Tl)-Total (mg/L)	<0.00030	<0.00030	<0.00030	<0.00030	<0.00030			
	Tin (Sn)-Total (mg/L)	<0.0010	<0.0010	<0.0010	<0.0010	<0.0010			
	Titanium (Ti)-Total (mg/L)	0.0041	0.0500	0.0046	0.0136	0.0024			
	Tungsten (W)-Total (mg/L)	<0.010	<0.010	<0.010	<0.010	<0.010			
	Uranium (U)-Total (mg/L)	<0.0050	<0.0050	<0.0050	<0.0050	<0.0050			
	Vanadium (V)-Total (mg/L)	<0.0010	0.0029	<0.0010	<0.0010	<0.0010			
	Zinc (Zn)-Total (mg/L)	<0.0030	0.0082	<0.0030	<0.0030	<0.0030			
	Zirconium (Zr)-Total (mg/L)	<0.0010	0.0010	<0.0010	<0.0010	<0.0010			
<b>Dissolved Metals</b>	Aluminum (Al)-Dissolved (mg/L)	0.0130	0.0476	0.0231	0.0352	0.0696			
	Antimony (Sb)-Dissolved (mg/L)	<0.00060	<0.00060	<0.00060	<0.00060	<0.00060			
	Arsenic (As)-Dissolved (mg/L)	<0.0010	<0.0010	<0.0010	<0.0010	<0.0010			
	Barium (Ba)-Dissolved (mg/L)	<0.010	0.014	<0.010	<0.010	<0.010			
	Beryllium (Be)-Dissolved (mg/L)	<0.0010	<0.0010	<0.0010	<0.0010	<0.0010			
	Bismuth (Bi)-Dissolved (mg/L)	<0.0010	<0.0010	<0.0010	<0.0010	<0.0010			
	Boron (B)-Dissolved (mg/L)	<0.050	<0.050	<0.050	<0.050	<0.050			
	Cadmium (Cd)-Dissolved (mg/L)	<0.000017	<0.000017	<0.000017	<0.000017	<0.000017			
	Calcium (Ca)-Dissolved (mg/L)	19.5 <sup>RRV</sup>	23.9	17.9	14.2	7.67			
	Chromium (Cr)-Dissolved (mg/L)	<0.0010	0.0013	<0.0010	<0.0010	<0.0010			
	Cobalt (Co)-Dissolved (mg/L)	<0.00050	<0.00050	<0.00050	<0.00050	<0.00050			
	Copper (Cu)-Dissolved (mg/L)	0.0011	0.0020	0.0013	<0.0010	<0.0010			
	Iron (Fe)-Dissolved (mg/L)	<0.020	0.182	0.023	0.136	0.159			
	Lead (Pb)-Dissolved (mg/L)	<0.0010	<0.0010	<0.0010	<0.0010	<0.0010			
	Lithium (Li)-Dissolved (mg/L)	<0.050	<0.050	<0.050	<0.050	<0.050			
	Magnesium (Mg)-Dissolved (mg/L)	4.60	6.58	4.82	3.82	1.91			
	Manganese (Mn)-Dissolved (mg/L)	0.0093	0.0514	0.0209	0.0595	0.0561			
	Mercury (Hg)-Dissolved (mg/L)	<0.000010	<0.000010	<0.000010	<0.000010	<0.000010			
	Molybdenum (Mo)-Dissolved (mg/L)	<0.0010	<0.0010	<0.0010	<0.0010	<0.0010			
	Nickel (Ni)-Dissolved (mg/L)	<0.0020	<0.0020	<0.0020	<0.0020	<0.0020			
	Potassium (K)-Dissolved (mg/L)	1.33	1.68	1.26	1.17	<0.50			
	Selenium (Se)-Dissolved (mg/L)	<0.0010	<0.0010	<0.0010	<0.0010	<0.0010			
	Silver (Ag)-Dissolved (mg/L)	<0.00010	<0.00010	<0.00010	<0.00010	<0.00010			
	Sodium (Na)-Dissolved (mg/L)	10.5	2.49	2.69	2.27	1.36			
	Strontium (Sr)-Dissolved (mg/L)	0.0466	0.0411	0.0374	0.0300	0.0175			

\* Please refer to the Reference Information section for an explanation of any qualifiers detected.

## ALS ENVIRONMENTAL ANALYTICAL REPORT

Sample ID Description Sampled Date Sampled Time Client ID		L1148845-7 SURFACEWATE 15-MAY-12 13:15 TL2A	L1148845-8 SURFACEWATE 15-MAY-12 14:45 SW8	L1148845-9 SURFACEWATE 15-MAY-12 15:15 SW7	L1148845-10 SURFACEWATE 15-MAY-12 15:50 SW10	L1148845-11 SURFACEWATE 15-MAY-12 16:35 SW11
Grouping	Analyte					
<b>WATER</b>						
<b>Total Metals</b>	Silver (Ag)-Total (mg/L)	0.00072	<0.00010	<0.00010	<0.00010	<0.00010
	Sodium (Na)-Total (mg/L)	2.96	1.50	1.32	1.76	1.24
	Strontium (Sr)-Total (mg/L)	0.0408	0.0280	0.0304	0.0328	0.0155
	Tellurium (Te)-Total (mg/L)	<0.0010	<0.0010	<0.0010	<0.0010	<0.0010
	Thallium (Tl)-Total (mg/L)	<0.00030	<0.00030	<0.00030	<0.00030	<0.00030
	Tin (Sn)-Total (mg/L)	<0.0010	<0.0010	<0.0010	<0.0010	<0.0010
	Titanium (Ti)-Total (mg/L)	0.0420	0.0029	<0.0020	<0.0020	0.0175
	Tungsten (W)-Total (mg/L)	<0.010	<0.010	<0.010	<0.010	<0.010
	Uranium (U)-Total (mg/L)	<0.0050	<0.0050	<0.0050	<0.0050	<0.0050
	Vanadium (V)-Total (mg/L)	0.0024	0.0010	<0.0010	<0.0010	0.0015
	Zinc (Zn)-Total (mg/L)	0.0153	0.0035	0.0039	0.0038	0.0070
	Zirconium (Zr)-Total (mg/L)	<0.0010	<0.0010	<0.0010	<0.0010	<0.0010
<b>Dissolved Metals</b>	Aluminum (Al)-Dissolved (mg/L)	0.0502	0.0597	0.0054	0.0283	0.487
	Antimony (Sb)-Dissolved (mg/L)	<0.00060	<0.00060	<0.00060	<0.00060	<0.00060
	Arsenic (As)-Dissolved (mg/L)	0.0012	<0.0010	<0.0010	<0.0010	0.0011
	Barium (Ba)-Dissolved (mg/L)	0.012	<0.010	0.015	0.011	<0.010
	Beryllium (Be)-Dissolved (mg/L)	<0.0010	<0.0010	<0.0010	<0.0010	<0.0010
	Bismuth (Bi)-Dissolved (mg/L)	<0.0010	<0.0010	<0.0010	<0.0010	<0.0010
	Boron (B)-Dissolved (mg/L)	<0.050	<0.050	<0.050	<0.050	<0.050
	Cadmium (Cd)-Dissolved (mg/L)	<0.000017	<0.000017	<0.000017	<0.000017	0.000032
	Calcium (Ca)-Dissolved (mg/L)	19.6	15.7	22.8	20.3	7.29
	Chromium (Cr)-Dissolved (mg/L)	0.0012	<0.0010	<0.0010	<0.0010	0.0014
	Cobalt (Co)-Dissolved (mg/L)	<0.00050	<0.00050	<0.00050	<0.00050	<0.00050
	Copper (Cu)-Dissolved (mg/L)	0.0021	<0.0010	<0.0010	<0.0010	0.0011
	Iron (Fe)-Dissolved (mg/L)	0.278	0.375	0.096	0.728	0.881
	Lead (Pb)-Dissolved (mg/L)	<0.0010	<0.0010	<0.0010	<0.0010	<0.0010
	Lithium (Li)-Dissolved (mg/L)	<0.050	<0.050	<0.050	<0.050	<0.050
	Magnesium (Mg)-Dissolved (mg/L)	5.59	2.96	2.24	2.95	1.50
	Manganese (Mn)-Dissolved (mg/L)	0.188 <sup>RRV</sup>	0.0205	0.0681	0.0528	0.0297
	Mercury (Hg)-Dissolved (mg/L)	<0.000010	0.000013	<0.000010	<0.000010	<0.000010
	Molybdenum (Mo)-Dissolved (mg/L)	<0.0010	<0.0010	<0.0010	<0.0010	<0.0010
	Nickel (Ni)-Dissolved (mg/L)	<0.0020	<0.0020	<0.0020	<0.0020	<0.0020
	Potassium (K)-Dissolved (mg/L)	2.95	0.84	0.72	0.78	<0.50
	Selenium (Se)-Dissolved (mg/L)	<0.0010	<0.0010	<0.0010	<0.0010	<0.0010
	Silver (Ag)-Dissolved (mg/L)	<0.00010	<0.00010	<0.00010	<0.00010	<0.00010
	Sodium (Na)-Dissolved (mg/L)	3.04	1.60	1.39	1.83	1.32
	Strontium (Sr)-Dissolved (mg/L)	0.0403	0.0298	0.0323	0.0335	0.0153

\* Please refer to the Reference Information section for an explanation of any qualifiers detected.

## ALS ENVIRONMENTAL ANALYTICAL REPORT

Sample ID Description Sampled Date Sampled Time Client ID		L1148845-12 SURFACEWATE 15-MAY-12 17:35 SW9	L1148845-13 SURFACEWATE 16-MAY-12 09:55 SW4	L1148845-14 SURFACEWATE 15-MAY-12 11:40 SW5	L1148845-15 SURFACEWATE 15-MAY-12 11:05 SW6	L1148845-16 SURFACEWATE 15-MAY-12 09:00 SW33
Grouping	Analyte					
<b>WATER</b>						
<b>Total Metals</b>	Silver (Ag)-Total (mg/L)	<0.00010	<0.00010	<0.00010	<0.00010	<0.00010
	Sodium (Na)-Total (mg/L)	3.54	3.50	3.33	3.08	9.79
	Strontium (Sr)-Total (mg/L)	0.0671	0.0271	0.0278	0.0248	0.0445
	Tellurium (Te)-Total (mg/L)	<0.0010	<0.0010	<0.0010	<0.0010	<0.0010
	Thallium (Tl)-Total (mg/L)	<0.00030	<0.00030	<0.00030	<0.00030	<0.00030
	Tin (Sn)-Total (mg/L)	<0.0010	<0.0010	<0.0010	<0.0010	<0.0010
	Titanium (Ti)-Total (mg/L)	<0.0020	0.0277	<0.0020	<0.0020	0.0037
	Tungsten (W)-Total (mg/L)	<0.010	<0.010	<0.010	<0.010	<0.010
	Uranium (U)-Total (mg/L)	<0.0050	<0.0050	<0.0050	<0.0050	<0.0050
	Vanadium (V)-Total (mg/L)	<0.0010	0.0014	<0.0010	<0.0010	<0.0010
	Zinc (Zn)-Total (mg/L)	<0.0030	0.0382	<0.0030	0.0050	<0.0030
	Zirconium (Zr)-Total (mg/L)	<0.0010	0.0021	<0.0010	<0.0010	<0.0010
<b>Dissolved Metals</b>	Aluminum (Al)-Dissolved (mg/L)	0.0199	0.0088	<0.0050	<0.0050	0.0130
	Antimony (Sb)-Dissolved (mg/L)	<0.00060	<0.00060	<0.00060	<0.00060	<0.00060
	Arsenic (As)-Dissolved (mg/L)	<0.0010	<0.0010	<0.0010	<0.0010	<0.0010
	Barium (Ba)-Dissolved (mg/L)	0.021	<0.010	<0.010	<0.010	<0.010
	Beryllium (Be)-Dissolved (mg/L)	<0.0010	<0.0010	<0.0010	<0.0010	<0.0010
	Bismuth (Bi)-Dissolved (mg/L)	<0.0010	<0.0010	<0.0010	<0.0010	<0.0010
	Boron (B)-Dissolved (mg/L)	<0.050	<0.050	<0.050	<0.050	<0.050
	Cadmium (Cd)-Dissolved (mg/L)	<0.000017	<0.000017	<0.000017	<0.000017	<0.000017
	Calcium (Ca)-Dissolved (mg/L)	40.5	15.4	15.2	15.2	19.4
	Chromium (Cr)-Dissolved (mg/L)	<0.0010	<0.0010	<0.0010	<0.0010	<0.0010
	Cobalt (Co)-Dissolved (mg/L)	<0.00050	<0.00050	<0.00050	<0.00050	<0.00050
	Copper (Cu)-Dissolved (mg/L)	<0.0010	0.0015	0.0011	0.0011	0.0010
	Iron (Fe)-Dissolved (mg/L)	<0.020	<0.020	<0.020	<0.020	0.048
	Lead (Pb)-Dissolved (mg/L)	<0.0010	<0.0010	<0.0010	<0.0010	<0.0010
	Lithium (Li)-Dissolved (mg/L)	<0.050	<0.050	<0.050	<0.050	<0.050
	Magnesium (Mg)-Dissolved (mg/L)	6.83	2.84	3.29	3.30	4.66
	Manganese (Mn)-Dissolved (mg/L)	0.0488	0.0011	<0.0010	<0.0010	0.0104
	Mercury (Hg)-Dissolved (mg/L)	<0.000010	<0.000010	<0.000010	<0.000010	<0.000010
	Molybdenum (Mo)-Dissolved (mg/L)	<0.0010	<0.0010	<0.0010	<0.0010	<0.0010
	Nickel (Ni)-Dissolved (mg/L)	<0.0020	<0.0020	<0.0020	<0.0020	<0.0020
	Potassium (K)-Dissolved (mg/L)	2.08	0.84	1.09	1.10	1.33
	Selenium (Se)-Dissolved (mg/L)	<0.0010	<0.0010	<0.0010	<0.0010	<0.0010
	Silver (Ag)-Dissolved (mg/L)	<0.00010	<0.00010	<0.00010	<0.00010	<0.00010
	Sodium (Na)-Dissolved (mg/L)	3.55	2.93	3.47	3.53	10.6
	Strontium (Sr)-Dissolved (mg/L)	0.0672	0.0255	0.0280	0.0278	0.0464

\* Please refer to the Reference Information section for an explanation of any qualifiers detected.

## ALS ENVIRONMENTAL ANALYTICAL REPORT

		Sample ID	L1148845-17	L1148845-18	L1148845-19
		Description	SURFACEWATE	SURFACEWATE	SURFACEWATE
		Sampled Date	15-MAY-12	15-MAY-12	15-MAY-12
		Sampled Time	09:00		08:30
		Client ID	FIELD BLANK	TRAVEL BLANK	SW2-2
Grouping	Analyte				
<b>WATER</b>					
<b>Total Metals</b>	Silver (Ag)-Total (mg/L)		<0.00010	<0.00010	<0.00010
	Sodium (Na)-Total (mg/L)		<0.10	<0.10	1.67
	Strontium (Sr)-Total (mg/L)		<0.0010	<0.0010	0.0286
	Tellurium (Te)-Total (mg/L)		<0.0010	<0.0010	<0.0010
	Thallium (Tl)-Total (mg/L)		<0.00030	<0.00030	<0.00030
	Tin (Sn)-Total (mg/L)		<0.0010	<0.0010	<0.0010
	Titanium (Ti)-Total (mg/L)		<0.0020	<0.0020	0.0175
	Tungsten (W)-Total (mg/L)		<0.010	<0.010	<0.010
	Uranium (U)-Total (mg/L)		<0.0050	<0.0050	<0.0050
	Vanadium (V)-Total (mg/L)		<0.0010	<0.0010	<0.0010
	Zinc (Zn)-Total (mg/L)		<0.0030	<0.0030	<0.0030
	Zirconium (Zr)-Total (mg/L)		<0.0010	<0.0010	<0.0010
<b>Dissolved Metals</b>	Aluminum (Al)-Dissolved (mg/L)		<0.0050	<0.0050	0.0074
	Antimony (Sb)-Dissolved (mg/L)		<0.00060	<0.00060	<0.00060
	Arsenic (As)-Dissolved (mg/L)		<0.0010	<0.0010	<0.0010
	Barium (Ba)-Dissolved (mg/L)		<0.010	<0.010	<0.010
	Beryllium (Be)-Dissolved (mg/L)		<0.0010	<0.0010	<0.0010
	Bismuth (Bi)-Dissolved (mg/L)		<0.0010	<0.0010	<0.0010
	Boron (B)-Dissolved (mg/L)		<0.050	<0.050	<0.050
	Cadmium (Cd)-Dissolved (mg/L)		<0.000017	<0.000017	<0.000017
	Calcium (Ca)-Dissolved (mg/L)		<0.20	<0.20	15.8
	Chromium (Cr)-Dissolved (mg/L)		<0.0010	<0.0010	<0.0010
	Cobalt (Co)-Dissolved (mg/L)		<0.00050	<0.00050	<0.00050
	Copper (Cu)-Dissolved (mg/L)		<0.0010	<0.0010	<0.0010
	Iron (Fe)-Dissolved (mg/L)		<0.020	<0.020	0.175
	Lead (Pb)-Dissolved (mg/L)		<0.0010	<0.0010	<0.0010
	Lithium (Li)-Dissolved (mg/L)		<0.050	<0.050	<0.050
	Magnesium (Mg)-Dissolved (mg/L)		<0.020	<0.020	2.81
	Manganese (Mn)-Dissolved (mg/L)		<0.0010	<0.0010	0.172
	Mercury (Hg)-Dissolved (mg/L)		<0.000010	<0.000010	<0.000010
	Molybdenum (Mo)-Dissolved (mg/L)		<0.0010	<0.0010	<0.0010
	Nickel (Ni)-Dissolved (mg/L)		<0.0020	<0.0020	<0.0020
	Potassium (K)-Dissolved (mg/L)		<0.50	<0.50	1.08
	Selenium (Se)-Dissolved (mg/L)		<0.0010	<0.0010	<0.0010
	Silver (Ag)-Dissolved (mg/L)		<0.00010	<0.00010	<0.00010
	Sodium (Na)-Dissolved (mg/L)		0.17 <sup>RRV</sup>	<0.10	1.70
	Strontium (Sr)-Dissolved (mg/L)		<0.0010	<0.0010	0.0278

\* Please refer to the Reference Information section for an explanation of any qualifiers detected.



## ALS ENVIRONMENTAL ANALYTICAL REPORT

Sample ID	Description	L1148845-1	L1148845-2	L1148845-3	L1148845-5	L1148845-6
		SURFACEWATE	SURFACEWATE	SURFACEWATE	SURFACEWATE	SURFACEWATE
	Sampled Date	15-MAY-12	15-MAY-12	15-MAY-12	15-MAY-12	15-MAY-12
	Sampled Time	09:00	08:30	10:00	10:55	11:45
	Client ID	SW3	SW2-1	TL3	JCTA	TL1A
Grouping	Analyte					
<b>WATER</b>						
<b>Dissolved Metals</b>	Tellurium (Te)-Dissolved (mg/L)	<0.0010	<0.0010	<0.0010	<0.0010	<0.0010
	Thallium (Tl)-Dissolved (mg/L)	<0.00030	<0.00030	<0.00030	<0.00030	<0.00030
	Tin (Sn)-Dissolved (mg/L)	<0.0010	<0.0010	<0.0010	<0.0010	<0.0010
	Titanium (Ti)-Dissolved (mg/L)	<0.0020	<0.0020	<0.0020	<0.0020	<0.0020
	Tungsten (W)-Dissolved (mg/L)	<0.010	<0.010	<0.010	<0.010	<0.010
	Uranium (U)-Dissolved (mg/L)	<0.0050	<0.0050	<0.0050	<0.0050	<0.0050
	Vanadium (V)-Dissolved (mg/L)	<0.0010	<0.0010	<0.0010	<0.0010	<0.0010
	Zinc (Zn)-Dissolved (mg/L)	0.0031	0.0070	<0.0030	0.0036	0.0053
	Zirconium (Zr)-Dissolved (mg/L)	<0.0010	<0.0010	<0.0010	<0.0010	<0.0010
<b>Aggregate Organics</b>	Oil and Grease, Total (mg/L)	<2.0	<2.0	<2.0	<2.0	<2.0

\* Please refer to the Reference Information section for an explanation of any qualifiers detected.

## ALS ENVIRONMENTAL ANALYTICAL REPORT

	<b>Sample ID Description Sampled Date Sampled Time Client ID</b>	L1148845-7 SURFACEWATE 15-MAY-12 13:15 TL2A	L1148845-8 SURFACEWATE 15-MAY-12 14:45 SW8	L1148845-9 SURFACEWATE 15-MAY-12 15:15 SW7	L1148845-10 SURFACEWATE 15-MAY-12 15:50 SW10	L1148845-11 SURFACEWATE 15-MAY-12 16:35 SW11
<b>Grouping</b>	<b>Analyte</b>					
<b>WATER</b>						
<b>Dissolved Metals</b>	Tellurium (Te)-Dissolved (mg/L)	<0.0010	<0.0010	<0.0010	<0.0010	<0.0010
	Thallium (Tl)-Dissolved (mg/L)	<0.00030	<0.00030	<0.00030	<0.00030	<0.00030
	Tin (Sn)-Dissolved (mg/L)	<0.0010	<0.0010	<0.0010	<0.0010	<0.0010
	Titanium (Ti)-Dissolved (mg/L)	<0.0020	<0.0020	<0.0020	<0.0020	0.0096
	Tungsten (W)-Dissolved (mg/L)	<0.010	<0.010	<0.010	<0.010	<0.010
	Uranium (U)-Dissolved (mg/L)	<0.0050	<0.0050	<0.0050	<0.0050	<0.0050
	Vanadium (V)-Dissolved (mg/L)	<0.0010	<0.0010	<0.0010	<0.0010	0.0013
	Zinc (Zn)-Dissolved (mg/L)	<0.0030	<0.0030	0.0076	<0.0030	0.0126
	Zirconium (Zr)-Dissolved (mg/L)	<0.0010	<0.0010	<0.0010	<0.0010	<0.0010
<b>Aggregate Organics</b>	Oil and Grease, Total (mg/L)	<2.0	<2.0	<2.0	<2.0	<2.0

\* Please refer to the Reference Information section for an explanation of any qualifiers detected.

## ALS ENVIRONMENTAL ANALYTICAL REPORT

	<b>Sample ID Description Sampled Date Sampled Time Client ID</b>	L1148845-12 SURFACEWATE 15-MAY-12 17:35 SW9	L1148845-13 SURFACEWATE 16-MAY-12 09:55 SW4	L1148845-14 SURFACEWATE 15-MAY-12 11:40 SW5	L1148845-15 SURFACEWATE 15-MAY-12 11:05 SW6	L1148845-16 SURFACEWATE 15-MAY-12 09:00 SW33
<b>Grouping</b>	<b>Analyte</b>					
<b>WATER</b>						
<b>Dissolved Metals</b>	Tellurium (Te)-Dissolved (mg/L)	<0.0010	<0.0010	<0.0010	<0.0010	<0.0010
	Thallium (Tl)-Dissolved (mg/L)	<0.00030	<0.00030	<0.00030	<0.00030	<0.00030
	Tin (Sn)-Dissolved (mg/L)	<0.0010	<0.0010	<0.0010	<0.0010	<0.0010
	Titanium (Ti)-Dissolved (mg/L)	<0.0020	<0.0020	<0.0020	<0.0020	<0.0020
	Tungsten (W)-Dissolved (mg/L)	<0.010	<0.010	<0.010	<0.010	<0.010
	Uranium (U)-Dissolved (mg/L)	<0.0050	<0.0050	<0.0050	<0.0050	<0.0050
	Vanadium (V)-Dissolved (mg/L)	<0.0010	<0.0010	<0.0010	<0.0010	<0.0010
	Zinc (Zn)-Dissolved (mg/L)	<0.0030	<0.0030	<0.0030	0.0031	<0.0030
	Zirconium (Zr)-Dissolved (mg/L)	<0.0010	<0.0010	<0.0010	<0.0010	<0.0010
<b>Aggregate Organics</b>	Oil and Grease, Total (mg/L)	<2.0	<2.0	<2.0	<2.0	<2.0

\* Please refer to the Reference Information section for an explanation of any qualifiers detected.

## ALS ENVIRONMENTAL ANALYTICAL REPORT

		Sample ID	L1148845-17	L1148845-18	L1148845-19		
		Description	SURFACEWATE	SURFACEWATE	SURFACEWATE		
		Sampled Date	15-MAY-12	15-MAY-12	15-MAY-12		
		Sampled Time	09:00		08:30		
		Client ID	FIELD BLANK	TRAVEL BLANK	SW2-2		
Grouping	Analyte						
<b>WATER</b>							
<b>Dissolved Metals</b>	Tellurium (Te)-Dissolved (mg/L)	<0.0010	<0.0010	<0.0010			
	Thallium (Tl)-Dissolved (mg/L)	<0.00030	<0.00030	<0.00030			
	Tin (Sn)-Dissolved (mg/L)	<0.0010	<0.0010	<0.0010			
	Titanium (Ti)-Dissolved (mg/L)	<0.0020	<0.0020	<0.0020			
	Tungsten (W)-Dissolved (mg/L)	<0.010	<0.010	<0.010			
	Uranium (U)-Dissolved (mg/L)	<0.0050	<0.0050	<0.0050			
	Vanadium (V)-Dissolved (mg/L)	<0.0010	<0.0010	<0.0010			
	Zinc (Zn)-Dissolved (mg/L)	0.0072 <sup>RRV</sup>	<0.0030	<0.0030			
	Zirconium (Zr)-Dissolved (mg/L)	<0.0010	<0.0010	<0.0010			
<b>Aggregate Organics</b>	Oil and Grease, Total (mg/L)	<2.0	<2.0	<2.0			

\* Please refer to the Reference Information section for an explanation of any qualifiers detected.

## Reference Information

**QC Samples with Qualifiers & Comments:**

QC Type Description	Parameter	Qualifier	Applies to Sample Number(s)
Matrix Spike	Phosphorus (P)-Total	MS-B	L1148845-1, -10, -11, -12, -13, -14, -15, -16, -18, -19, -2, -3, -5, -6, -7, -8, -9
Matrix Spike	Sulfate (SO4)	MS-B	L1148845-6
Matrix Spike	Barium (Ba)-Total	MS-B	L1148845-1, -10, -11, -12, -13, -14, -15, -16, -17, -18, -19, -2, -3, -5, -6, -7, -8, -9
Matrix Spike	Calcium (Ca)-Total	MS-B	L1148845-1, -10, -11, -12, -13, -14, -15, -16, -17, -18, -19, -2, -3, -5, -6, -7, -8, -9
Matrix Spike	Iron (Fe)-Total	MS-B	L1148845-1, -10, -11, -12, -13, -14, -15, -16, -17, -18, -19, -2, -3, -5, -6, -7, -8, -9
Matrix Spike	Magnesium (Mg)-Total	MS-B	L1148845-1, -10, -11, -12, -13, -14, -15, -16, -17, -18, -19, -2, -3, -5, -6, -7, -8, -9
Matrix Spike	Manganese (Mn)-Total	MS-B	L1148845-1, -10, -11, -12, -13, -14, -15, -16, -17, -18, -19, -2, -3, -5, -6, -7, -8, -9
Matrix Spike	Sodium (Na)-Total	MS-B	L1148845-1, -10, -11, -12, -13, -14, -15, -16, -17, -18, -19, -2, -3, -5, -6, -7, -8, -9
Matrix Spike	Strontium (Sr)-Total	MS-B	L1148845-1, -10, -11, -12, -13, -14, -15, -16, -17, -18, -19, -2, -3, -5, -6, -7, -8, -9
Matrix Spike	Barium (Ba)-Dissolved	MS-B	L1148845-1, -10, -11, -12, -13, -14, -15, -16, -17, -18, -19, -2, -3, -5, -6, -7, -8, -9
Matrix Spike	Calcium (Ca)-Dissolved	MS-B	L1148845-1, -10, -11, -12, -13, -14, -15, -16, -17, -18, -19, -2, -3, -5, -6, -7, -8, -9
Matrix Spike	Magnesium (Mg)-Dissolved	MS-B	L1148845-1, -10, -11, -12, -13, -14, -15, -16, -17, -18, -19, -2, -3, -5, -6, -7, -8, -9
Matrix Spike	Manganese (Mn)-Dissolved	MS-B	L1148845-1, -10, -11, -12, -13, -14, -15, -16, -17, -18, -19, -2, -3, -5, -6, -7, -8, -9
Matrix Spike	Potassium (K)-Dissolved	MS-B	L1148845-1, -10, -11, -12, -13, -14, -15, -16, -17, -18, -19, -2, -3, -5, -6, -7, -8, -9
Matrix Spike	Sodium (Na)-Dissolved	MS-B	L1148845-1, -10, -11, -12, -13, -14, -15, -16, -17, -18, -19, -2, -3, -5, -6, -7, -8, -9
Matrix Spike	Strontium (Sr)-Dissolved	MS-B	L1148845-1, -10, -11, -12, -13, -14, -15, -16, -17, -18, -19, -2, -3, -5, -6, -7, -8, -9
Matrix Spike	Calcium (Ca)-Dissolved	MS-B	L1148845-1, -10, -11, -12, -13, -14, -15, -16, -17, -18, -19, -2, -3, -5, -6, -7, -8, -9
Matrix Spike	Magnesium (Mg)-Dissolved	MS-B	L1148845-1, -10, -11, -12, -13, -14, -15, -16, -17, -18, -19, -2, -3, -5, -6, -7, -8, -9
Matrix Spike	Sodium (Na)-Dissolved	MS-B	L1148845-1, -10, -11, -12, -13, -14, -15, -16, -17, -18, -19, -2, -3, -5, -6, -7, -8, -9
Matrix Spike	Strontium (Sr)-Dissolved	MS-B	L1148845-1, -10, -11, -12, -13, -14, -15, -16, -17, -18, -19, -2, -3, -5, -6, -7, -8, -9
Matrix Spike	Barium (Ba)-Dissolved	MS-B	L1148845-1, -10, -11, -12, -13, -14, -15, -16, -17, -18, -19, -2, -3, -5, -6, -7, -8, -9
Matrix Spike	Calcium (Ca)-Dissolved	MS-B	L1148845-1, -10, -11, -12, -13, -14, -15, -16, -17, -18, -19, -2, -3, -5, -6, -7, -8, -9
Matrix Spike	Magnesium (Mg)-Dissolved	MS-B	L1148845-1, -10, -11, -12, -13, -14, -15, -16, -17, -18, -19, -2, -3, -5, -6, -7, -8, -9
Matrix Spike	Sodium (Na)-Dissolved	MS-B	L1148845-1, -10, -11, -12, -13, -14, -15, -16, -17, -18, -19, -2, -3, -5, -6, -7, -8, -9
Matrix Spike	Strontium (Sr)-Dissolved	MS-B	L1148845-1, -10, -11, -12, -13, -14, -15, -16, -17, -18, -19, -2, -3, -5, -6, -7, -8, -9

**Qualifiers for Individual Parameters Listed:**

Qualifier	Description
MS-B	Matrix Spike recovery could not be accurately calculated due to high analyte background in sample.
RRV	Reported Result Verified By Repeat Analysis

**Test Method References:**

ALS Test Code	Matrix	Test Description	Method Reference**
<b>ACIDITY-TB</b>	Water	Acidity (as CaCO3)	APHA 2310 B-POTENTIOMETRIC TITRATION
Aqueous matrices are analyzed by potentiometry. Acidity reported includes acidity caused by hydrolyzable metals present in the sample.			
<b>ALK-TOT-CAP-TB</b>	Water	Alkalinity, Total (as CaCO3)	APHA 2320 B-Auto-Pot. Titration

## Reference Information

<b>CL-IC-TB</b>	Water	Anions by Ion Chromatography	EPA 300.1 (modified)
Anions in aqueous matrices are analyzed using ion chromatography with conductivity and/or UV absorbance detectors.			
<b>CN-FREE-CFA-VA</b>	Water	Free Cyanide in water by CFA	ASTM 7237
This analysis is carried out using procedures adapted from ASTM Method 7237 "Free Cyanide with Flow Injection Analysis (FIA) Utilizing Gas Diffusion Separation and Amperometric Detection". Free cyanide is determined by in-line gas diffusion at pH 6 with final determination by colourimetric analysis.			
<b>CN-TOT-WT</b>	Water	Cyanide, Total	APHA 4500CN C E-STRONG ACID DIST COLORIM
Total cyanide is determined by the combination of UV digestion and distillation. Cyanide is converted to cyanogen chloride by reacting with chloramine-T, the cyanogen chloride then reacts with a combination of barbituric acid and isonicotinic acid to form a highly colored complex.			
When using this method, high levels of thiocyanate in samples can cause false positives at ~1-2% of the thiocyanate concentration. For samples with detectable cyanide analyzed by this method, ALS recommends analysis for thiocyanate to check for this potential interference			
<b>CN-WAD-WT</b>	Water	Cyanide, Weak Acid Diss	APHA 4500CN I-Weak acid Dist Colorimet
Weak acid dissociable cyanide (WAD) is determined by undergoing a distillation procedure. Cyanide is converted to cyanogen chloride by reacting with chloramine-T, the cyanogen chloride then reacts with a combination of barbituric acid and isonicotinic acid to form a highly colored complex.			
<b>EC-CAP-TB</b>	Water	Conductivity (EC)	APHA 2510 B-ELECTRODE
<b>HARDNESS-CALC-TB</b>	Water	Hardness (as CaCO <sub>3</sub> )	CALCULATION
<b>HG-D-CVAF-TB</b>	Water	Dissolved Mercury in Water by CVAFS	EPA 245.7
<b>HG-T-CVAF-TB</b>	Water	Total Mercury in Water by CVAFS	EPA 245.7
<b>MET-D-MS-TB</b>	Water	Dissolved Metals by ICPMS	APHA 3030B/EPA 6020A
This analysis involves filtration (APHA 3030B) and analysis by inductively coupled plasma - mass spectrometry (EPA Method 6020A).			
<b>MET-T-MS-TB</b>	Water	Total Metals by ICPMS	APHA 3030E/EPA 6020A
This analysis involves preliminary sample treatment by hotblock acid digestion (APHA 3030E). Instrumental analysis is by inductively coupled plasma - mass spectrometry (EPA Method 6020A).			
<b>NH3-COL-TB</b>	Water	Ammonia by Discrete Analyzer	APHA 4500-NH3 G. (modified)
Ammonia in aqueous matrices is analyzed using discrete analyzer with colourimetric detection.			
<b>NO2-IC-TB</b>	Water	Anions by Ion Chromatography	EPA 300.1 (modified)
Anions in aqueous matrices are analyzed using ion chromatography with conductivity and/or UV absorbance detectors.			
<b>NO3-IC-TB</b>	Water	Anions by Ion Chromatography	EPA 300.1 (modified)
Anions in aqueous matrices are analyzed using ion chromatography with conductivity and/or UV absorbance detectors.			
<b>OGG-TOT-WT</b>	Water	Oil and Grease, Total	APHA 5520 B
Sample is extracted with hexane, extract is then evaporated and the residue is weighed to determine total oil and grease.			
<b>P-T-COL-TB</b>	Water	Total Phosphorus by Discrete Analyzer	APHA 4500-P B, F, G (modified)
Phosphorus in aqueous matrices is analyzed using discrete Analyzer with colourimetric detection.			
<b>PH-CAP-TB</b>	Water	pH	APHA 4500-H-ELECTRODE
<b>SO4-IC-TB</b>	Water	Anions by Ion Chromatography	EPA 300.1 (modified)
Anions in aqueous matrices are analyzed using ion chromatography with conductivity and/or UV absorbance detectors.			
<b>SOLIDS-TOTSUS-TB</b>	Water	Total Suspended Solids	APHA 2540 D (modified)
Aqueous matrices are analyzed using gravimetry			

\*\* ALS test methods may incorporate modifications from specified reference methods to improve performance.

*The last two letters of the above test code(s) indicate the laboratory that performed analytical analysis for that test. Refer to the list below:*

Laboratory Definition Code	Laboratory Location
VA	ALS ENVIRONMENTAL - VANCOUVER, BC, CANADA
TB	ALS ENVIRONMENTAL - THUNDER BAY, ONTARIO, CANADA
WT	ALS ENVIRONMENTAL - WATERLOO, ONTARIO, CANADA

**Chain of Custody Numbers:**

## Reference Information

### GLOSSARY OF REPORT TERMS

*Surrogate* - A compound that is similar in behaviour to target analyte(s), but that does not occur naturally in environmental samples. For applicable tests, surrogates are added to samples prior to analysis as a check on recovery.

*mg/kg* - milligrams per kilogram based on dry weight of sample.

*mg/kg wwt* - milligrams per kilogram based on wet weight of sample.

*mg/kg lwt* - milligrams per kilogram based on lipid-adjusted weight of sample.

*mg/L* - milligrams per litre.

*<* - Less than.

*D.L.* - The reported Detection Limit, also known as the Limit of Reporting (LOR).

*N/A* - Result not available. Refer to qualifier code and definition for explanation.

*Test results reported relate only to the samples as received by the laboratory.*

**UNLESS OTHERWISE STATED, ALL SAMPLES WERE RECEIVED IN ACCEPTABLE CONDITION.**

*Analytical results in unsigned test reports with the DRAFT watermark are subject to change, pending final QC review.*



## Quality Control Report

Workorder: L1148845

Report Date: 01-JUN-12

Page 1 of 23

Client: TREASURY METALS INC.  
 899 Tree Nursery Road  
 Wabigoon ON P0V 2W0  
 Contact: Mac Potter

Test	Matrix	Reference	Result	Qualifier	Units	RPD	Limit	Analyzed
<b>ACIDITY-TB</b>								
	<b>Water</b>							
<b>Batch</b>	<b>R2372187</b>							
<b>WG1477856-2</b>	<b>LCS</b>							
Acidity (as CaCO3)			99.2		%		85-115	25-MAY-12
<b>WG1477856-1</b>	<b>MB</b>							
Acidity (as CaCO3)			<2.0		mg/L		2	25-MAY-12
<b>ALK-TOT-CAP-TB</b>								
	<b>Water</b>							
<b>Batch</b>	<b>R2367981</b>							
<b>WG1474530-3</b>	<b>DUP</b>	<b>L1148845-9</b>						
Alkalinity, Total (as CaCO3)		62.5	62.3		mg/L CaCO3	0.3	20	18-MAY-12
<b>WG1474530-2</b>	<b>LCS</b>							
Alkalinity, Total (as CaCO3)			98.4		%		85-115	18-MAY-12
<b>WG1474530-1</b>	<b>MB</b>							
Alkalinity, Total (as CaCO3)			<5.0		mg/L CaCO3		5	18-MAY-12
<b>CL-IC-TB</b>								
	<b>Water</b>							
<b>Batch</b>	<b>R2368662</b>							
<b>WG1475776-2</b>	<b>LCS</b>							
Chloride (Cl)			99.6		%		90-110	18-MAY-12
<b>WG1475776-1</b>	<b>MB</b>							
Chloride (Cl)			<0.10		mg/L		0.1	18-MAY-12
<b>WG1475776-4</b>	<b>MS</b>	<b>L1148887-3</b>						
Chloride (Cl)			94.0		%		75-125	18-MAY-12
<b>WG1475776-6</b>	<b>MS</b>	<b>L1149368-11</b>						
Chloride (Cl)			103.2		%		75-125	18-MAY-12
<b>Batch</b>	<b>R2370560</b>							
<b>WG1476446-2</b>	<b>LCS</b>							
Chloride (Cl)			97.1		%		90-110	22-MAY-12
<b>WG1476446-1</b>	<b>MB</b>							
Chloride (Cl)			<0.10		mg/L		0.1	22-MAY-12
<b>WG1476446-4</b>	<b>MS</b>	<b>L1149338-8</b>						
Chloride (Cl)			100.8		%		75-125	22-MAY-12
<b>WG1476446-6</b>	<b>MS</b>	<b>L1150036-4</b>						
Chloride (Cl)			101.4		%		75-125	22-MAY-12
<b>CN-FREE-CFA-VA</b>								
	<b>Water</b>							
<b>Batch</b>	<b>R2373158</b>							
<b>WG1479201-7</b>	<b>DUP</b>	<b>L1148845-13</b>						
Cyanide, Free		<0.0050	<0.0050	RPD-NA	mg/L	N/A	20	28-MAY-12
<b>WG1479201-2</b>	<b>LCS</b>							
Cyanide, Free			99.5		%		80-120	28-MAY-12
<b>WG1479201-5</b>	<b>LCS</b>							





## Quality Control Report

Workorder: L1148845

Report Date: 01-JUN-12

Page 2 of 23

Test	Matrix	Reference	Result	Qualifier	Units	RPD	Limit	Analyzed
<b>CN-FREE-CFA-VA</b>		<b>Water</b>						
<b>Batch</b>	<b>R2373158</b>							
<b>WG1479201-5</b>	<b>LCS</b>							
Cyanide, Free			100.3		%		80-120	28-MAY-12
<b>WG1479201-6</b>	<b>LCS</b>							
Cyanide, Free			99.6		%		80-120	28-MAY-12
<b>WG1479201-9</b>	<b>LCS</b>							
Cyanide, Free			100.8		%		80-120	28-MAY-12
<b>WG1479201-1</b>	<b>MB</b>							
Cyanide, Free			<0.0050		mg/L		0.005	28-MAY-12
<b>WG1479201-10</b>	<b>MB</b>							
Cyanide, Free			<0.0050		mg/L		0.005	28-MAY-12
<b>WG1479201-4</b>	<b>MS</b>	<b>L1149558-3</b>						
Cyanide, Free			97.8		%		70-130	28-MAY-12
<b>WG1479201-8</b>	<b>MS</b>	<b>L1148845-13</b>						
Cyanide, Free			98.3		%		70-130	28-MAY-12
<b>CN-TOT-WT</b>		<b>Water</b>						
<b>Batch</b>	<b>R2372474</b>							
<b>WG1478810-4</b>	<b>CVS</b>							
Cyanide, Total			100.0		%		85-115	28-MAY-12
<b>WG1478810-2</b>	<b>DUP</b>	<b>L1148845-1</b>						
Cyanide, Total		<0.0020	<0.0020	RPD-NA	mg/L	N/A	20	28-MAY-12
<b>WG1478810-5</b>	<b>DUP</b>	<b>L1148845-19</b>						
Cyanide, Total		<0.0020	<0.0020	RPD-NA	mg/L	N/A	20	28-MAY-12
<b>WG1478810-3</b>	<b>LCS</b>							
Cyanide, Total			98.4		%		80-120	28-MAY-12
<b>WG1478810-1</b>	<b>MB</b>							
Cyanide, Total			<0.0020		mg/L		0.002	28-MAY-12
<b>CN-WAD-WT</b>		<b>Water</b>						
<b>Batch</b>	<b>R2372488</b>							
<b>WG1478952-4</b>	<b>CVS</b>							
Cyanide, Weak Acid Diss			106.0		%		85-115	28-MAY-12
<b>WG1478952-5</b>	<b>DUP</b>	<b>L1148845-1</b>						
Cyanide, Weak Acid Diss		<0.0020	<0.0020	RPD-NA	mg/L	N/A	20	28-MAY-12
<b>WG1478952-6</b>	<b>DUP</b>	<b>L1148845-19</b>						
Cyanide, Weak Acid Diss		<0.0020	<0.0020	RPD-NA	mg/L	N/A	20	28-MAY-12
<b>WG1478952-3</b>	<b>LCS</b>							
Cyanide, Weak Acid Diss			107.2		%		80-120	28-MAY-12
<b>WG1478952-1</b>	<b>MB</b>							
Cyanide, Weak Acid Diss			<0.0020		mg/L		0.002	28-MAY-12

## Quality Control Report

Workorder: L1148845

Report Date: 01-JUN-12

Page 3 of 23

Test	Matrix	Reference	Result	Qualifier	Units	RPD	Limit	Analyzed
<b>EC-CAP-TB</b>								
<b>Water</b>								
<b>Batch</b>	<b>R2367981</b>							
<b>WG1474530-3</b>	<b>DUP</b>	<b>L1148845-9</b>						
Conductivity (EC)		135	136		uS/cm	0.4	10	18-MAY-12
<b>WG1474530-2</b>	<b>LCS</b>							
Conductivity (EC)			102.2		%		90-110	18-MAY-12
<b>WG1474530-1</b>	<b>MB</b>							
Conductivity (EC)			<3.0		uS/cm		3	18-MAY-12
<b>HG-D-CVAF-TB</b>								
<b>Water</b>								
<b>Batch</b>	<b>R2369039</b>							
<b>WG1476155-4</b>	<b>DUP</b>	<b>L1148845-19</b>						
Mercury (Hg)-Dissolved		<0.000010	<0.000010	RPD-NA	mg/L	N/A	20	22-MAY-12
<b>WG1476155-2</b>	<b>LCS</b>							
Mercury (Hg)-Dissolved			99.9		%		80-120	22-MAY-12
<b>WG1476155-1</b>	<b>MB</b>							
Mercury (Hg)-Dissolved			<0.000010		mg/L		0.00001	22-MAY-12
<b>WG1476155-5</b>	<b>MS</b>	<b>L1148845-19</b>						
Mercury (Hg)-Dissolved			103.8		%		70-130	22-MAY-12
<b>HG-T-CVAF-TB</b>								
<b>Water</b>								
<b>Batch</b>	<b>R2369046</b>							
<b>WG1476149-6</b>	<b>DUP</b>	<b>L1148845-12</b>						
Mercury (Hg)-Total		<0.000010	<0.000010	RPD-NA	mg/L	N/A	20	22-MAY-12
<b>WG1476149-2</b>	<b>LCS</b>							
Mercury (Hg)-Total			99.9		%		80-120	22-MAY-12
<b>WG1476149-1</b>	<b>MB</b>							
Mercury (Hg)-Total			<0.000010		mg/L		0.00001	22-MAY-12
<b>WG1476149-7</b>	<b>MS</b>	<b>L1148845-12</b>						
Mercury (Hg)-Total			94.2		%		70-130	22-MAY-12
<b>MET-D-MS-TB</b>								
<b>Water</b>								
<b>Batch</b>	<b>R2372702</b>							
<b>WG1477922-2</b>	<b>LCS</b>							
Aluminum (Al)-Dissolved			95.9		%		80-120	25-MAY-12
Antimony (Sb)-Dissolved			103.7		%		80-120	25-MAY-12
Arsenic (As)-Dissolved			105.4		%		80-120	25-MAY-12
Barium (Ba)-Dissolved			95.8		%		80-120	25-MAY-12
Beryllium (Be)-Dissolved			93.5		%		80-120	25-MAY-12
Bismuth (Bi)-Dissolved			100.6		%		80-120	25-MAY-12
Boron (B)-Dissolved			94.9		%		80-120	25-MAY-12
Cadmium (Cd)-Dissolved			102.8		%		80-120	25-MAY-12



## Quality Control Report

Workorder: L1148845

Report Date: 01-JUN-12

Page 4 of 23

Test	Matrix	Reference	Result	Qualifier	Units	RPD	Limit	Analyzed
<b>MET-D-MS-TB</b>		<b>Water</b>						
<b>Batch</b>	<b>R2372702</b>							
<b>WG1477922-2</b>	<b>LCS</b>							
Calcium (Ca)-Dissolved			102.2		%		80-120	25-MAY-12
Chromium (Cr)-Dissolved			102.5		%		80-120	25-MAY-12
Cobalt (Co)-Dissolved			100.0		%		80-120	25-MAY-12
Copper (Cu)-Dissolved			96.2		%		80-120	25-MAY-12
Iron (Fe)-Dissolved			101.6		%		80-120	25-MAY-12
Lead (Pb)-Dissolved			102.1		%		80-120	25-MAY-12
Lithium (Li)-Dissolved			95.8		%		80-120	25-MAY-12
Magnesium (Mg)-Dissolved			100.4		%		80-120	25-MAY-12
Manganese (Mn)-Dissolved			101.0		%		80-120	25-MAY-12
Molybdenum (Mo)-Dissolved			99.3		%		80-120	25-MAY-12
Nickel (Ni)-Dissolved			100.5		%		80-120	25-MAY-12
Potassium (K)-Dissolved			105.3		%		80-120	25-MAY-12
Selenium (Se)-Dissolved			110.4		%		80-120	25-MAY-12
Silver (Ag)-Dissolved			94.7		%		80-120	25-MAY-12
Sodium (Na)-Dissolved			101.8		%		80-120	25-MAY-12
Strontium (Sr)-Dissolved			99.0		%		80-120	25-MAY-12
Tellurium (Te)-Dissolved			110.0		%		80-120	25-MAY-12
Thallium (Tl)-Dissolved			101.8		%		80-120	25-MAY-12
Tin (Sn)-Dissolved			103.7		%		80-120	25-MAY-12
Titanium (Ti)-Dissolved			103.8		%		80-120	25-MAY-12
Tungsten (W)-Dissolved			99.1		%		80-120	25-MAY-12
Uranium (U)-Dissolved			96.5		%		80-120	25-MAY-12
Vanadium (V)-Dissolved			102.0		%		80-120	25-MAY-12
Zinc (Zn)-Dissolved			101.0		%		80-120	25-MAY-12
Zirconium (Zr)-Dissolved			93.2		%		80-120	25-MAY-12
<b>WG1477922-1</b>	<b>MB</b>							
Aluminum (Al)-Dissolved			<0.0050		mg/L		0.005	25-MAY-12
Antimony (Sb)-Dissolved			<0.00060		mg/L		0.0006	25-MAY-12
Arsenic (As)-Dissolved			<0.0010		mg/L		0.001	25-MAY-12
Barium (Ba)-Dissolved			<0.010		mg/L		0.01	25-MAY-12
Beryllium (Be)-Dissolved			<0.0010		mg/L		0.001	25-MAY-12
Bismuth (Bi)-Dissolved			<0.0010		mg/L		0.001	25-MAY-12
Boron (B)-Dissolved			<0.050		mg/L		0.05	25-MAY-12
Cadmium (Cd)-Dissolved			<0.000017		mg/L		0.000017	25-MAY-12



## Quality Control Report

Workorder: L1148845

Report Date: 01-JUN-12

Page 5 of 23

Test	Matrix	Reference	Result	Qualifier	Units	RPD	Limit	Analyzed
<b>MET-D-MS-TB</b>								
	<b>Water</b>							
<b>Batch</b>	<b>R2372702</b>							
<b>WG1477922-1</b>	<b>MB</b>							
Calcium (Ca)-Dissolved			<0.20		mg/L		0.2	25-MAY-12
Chromium (Cr)-Dissolved			<0.0010		mg/L		0.001	25-MAY-12
Cobalt (Co)-Dissolved			<0.00050		mg/L		0.0005	25-MAY-12
Copper (Cu)-Dissolved			<0.0010		mg/L		0.001	25-MAY-12
Iron (Fe)-Dissolved			<0.020		mg/L		0.02	25-MAY-12
Lead (Pb)-Dissolved			<0.0010		mg/L		0.001	25-MAY-12
Lithium (Li)-Dissolved			<0.050		mg/L		0.05	25-MAY-12
Magnesium (Mg)-Dissolved			<0.020		mg/L		0.02	25-MAY-12
Manganese (Mn)-Dissolved			<0.0010		mg/L		0.001	25-MAY-12
Molybdenum (Mo)-Dissolved			<0.0010		mg/L		0.001	25-MAY-12
Nickel (Ni)-Dissolved			<0.0020		mg/L		0.002	25-MAY-12
Potassium (K)-Dissolved			<0.50		mg/L		0.5	25-MAY-12
Selenium (Se)-Dissolved			<0.0010		mg/L		0.001	25-MAY-12
Silver (Ag)-Dissolved			<0.00010		mg/L		0.0001	25-MAY-12
Sodium (Na)-Dissolved			<0.10		mg/L		0.1	25-MAY-12
Strontium (Sr)-Dissolved			<0.0010		mg/L		0.001	25-MAY-12
Tellurium (Te)-Dissolved			<0.0010		mg/L		0.001	25-MAY-12
Thallium (Tl)-Dissolved			<0.00030		mg/L		0.0003	25-MAY-12
Tin (Sn)-Dissolved			<0.0010		mg/L		0.001	25-MAY-12
Titanium (Ti)-Dissolved			<0.0020		mg/L		0.002	25-MAY-12
Tungsten (W)-Dissolved			<0.010		mg/L		0.01	25-MAY-12
Uranium (U)-Dissolved			<0.0050		mg/L		0.005	25-MAY-12
Vanadium (V)-Dissolved			<0.0010		mg/L		0.001	25-MAY-12
Zinc (Zn)-Dissolved			<0.0030		mg/L		0.003	25-MAY-12
Zirconium (Zr)-Dissolved			<0.0010		mg/L		0.001	25-MAY-12
<b>WG1477922-4</b>	<b>MS</b>	<b>L1148887-1</b>						
Aluminum (Al)-Dissolved			111.4		%		70-130	25-MAY-12
Antimony (Sb)-Dissolved			112.2		%		70-130	25-MAY-12
Barium (Ba)-Dissolved			N/A	MS-B	%		-	25-MAY-12
Beryllium (Be)-Dissolved			121.1		%		70-130	25-MAY-12
Bismuth (Bi)-Dissolved			97.2		%		70-130	25-MAY-12
Boron (B)-Dissolved			129.6		%		70-130	25-MAY-12
Calcium (Ca)-Dissolved			N/A	MS-B	%		-	25-MAY-12
Chromium (Cr)-Dissolved			117.0		%		70-130	25-MAY-12

## Quality Control Report

Workorder: L1148845

Report Date: 01-JUN-12

Page 6 of 23

Test	Matrix	Reference	Result	Qualifier	Units	RPD	Limit	Analyzed
<b>MET-D-MS-TB</b>								
	<b>Water</b>							
<b>Batch</b>	<b>R2372702</b>							
<b>WG1477922-4 MS</b>		<b>L1148887-1</b>						
Cobalt (Co)-Dissolved			113.4		%		70-130	25-MAY-12
Copper (Cu)-Dissolved			106.7		%		70-130	25-MAY-12
Iron (Fe)-Dissolved			116.7		%		70-130	25-MAY-12
Lead (Pb)-Dissolved			112.3		%		70-130	25-MAY-12
Lithium (Li)-Dissolved			128.1		%		70-130	25-MAY-12
Magnesium (Mg)-Dissolved			N/A	MS-B	%		-	25-MAY-12
Manganese (Mn)-Dissolved			N/A	MS-B	%		-	25-MAY-12
Molybdenum (Mo)-Dissolved			110.6		%		70-130	25-MAY-12
Nickel (Ni)-Dissolved			110.2		%		70-130	25-MAY-12
Potassium (K)-Dissolved			N/A	MS-B	%		-	25-MAY-12
Silver (Ag)-Dissolved			74.0		%		70-130	25-MAY-12
Sodium (Na)-Dissolved			N/A	MS-B	%		-	25-MAY-12
Strontium (Sr)-Dissolved			N/A	MS-B	%		-	25-MAY-12
Thallium (Tl)-Dissolved			109.2		%		70-130	25-MAY-12
Tin (Sn)-Dissolved			108.9		%		70-130	25-MAY-12
Titanium (Ti)-Dissolved			110.9		%		70-130	25-MAY-12
Tungsten (W)-Dissolved			114.0		%		70-130	25-MAY-12
Vanadium (V)-Dissolved			119.4		%		70-130	25-MAY-12
Zinc (Zn)-Dissolved			116.2		%		70-130	25-MAY-12
Zirconium (Zr)-Dissolved			109.9		%		70-130	25-MAY-12
<b>WG1477922-6 MS</b>		<b>L1149251-4</b>						
Aluminum (Al)-Dissolved			99.1		%		70-130	25-MAY-12
Antimony (Sb)-Dissolved			103.4		%		70-130	25-MAY-12
Arsenic (As)-Dissolved			106.5		%		70-130	25-MAY-12
Barium (Ba)-Dissolved			128.3		%		70-130	25-MAY-12
Beryllium (Be)-Dissolved			106.0		%		70-130	25-MAY-12
Bismuth (Bi)-Dissolved			88.6		%		70-130	25-MAY-12
Boron (B)-Dissolved			107.4		%		70-130	25-MAY-12
Cadmium (Cd)-Dissolved			128.9		%		70-130	25-MAY-12
Calcium (Ca)-Dissolved			N/A	MS-B	%		-	25-MAY-12
Chromium (Cr)-Dissolved			105.7		%		70-130	25-MAY-12
Cobalt (Co)-Dissolved			105.7		%		70-130	25-MAY-12
Copper (Cu)-Dissolved			103.1		%		70-130	25-MAY-12
Iron (Fe)-Dissolved			105.1		%		70-130	25-MAY-12

## Quality Control Report

Workorder: L1148845

Report Date: 01-JUN-12

Page 7 of 23

Test	Matrix	Reference	Result	Qualifier	Units	RPD	Limit	Analyzed
<b>MET-D-MS-TB</b>								
	<b>Water</b>							
<b>Batch</b>	<b>R2372702</b>							
<b>WG1477922-6 MS</b>		<b>L1149251-4</b>						
Lead (Pb)-Dissolved			104.8		%		70-130	25-MAY-12
Lithium (Li)-Dissolved			111.4		%		70-130	25-MAY-12
Magnesium (Mg)-Dissolved			N/A	MS-B	%		-	25-MAY-12
Manganese (Mn)-Dissolved			104.5		%		70-130	25-MAY-12
Molybdenum (Mo)-Dissolved			99.0		%		70-130	25-MAY-12
Nickel (Ni)-Dissolved			101.6		%		70-130	25-MAY-12
Potassium (K)-Dissolved			107.0		%		70-130	25-MAY-12
Selenium (Se)-Dissolved			107.5		%		70-130	25-MAY-12
Silver (Ag)-Dissolved			106.2		%		70-130	25-MAY-12
Sodium (Na)-Dissolved			N/A	MS-B	%		-	25-MAY-12
Strontium (Sr)-Dissolved			N/A	MS-B	%		-	25-MAY-12
Tellurium (Te)-Dissolved			108.0		%		70-130	25-MAY-12
Thallium (Tl)-Dissolved			101.6		%		70-130	25-MAY-12
Tin (Sn)-Dissolved			104.7		%		70-130	25-MAY-12
Titanium (Ti)-Dissolved			100.9		%		70-130	25-MAY-12
Tungsten (W)-Dissolved			99.1		%		70-130	25-MAY-12
Uranium (U)-Dissolved			103.3		%		70-130	25-MAY-12
Vanadium (V)-Dissolved			107.0		%		70-130	25-MAY-12
Zinc (Zn)-Dissolved			106.7		%		70-130	25-MAY-12
Zirconium (Zr)-Dissolved			98.7		%		70-130	25-MAY-12
<b>WG1477922-8 MS</b>		<b>L1149368-9</b>						
Aluminum (Al)-Dissolved			96.7		%		70-130	25-MAY-12
Antimony (Sb)-Dissolved			102.1		%		70-130	25-MAY-12
Arsenic (As)-Dissolved			112.4		%		70-130	25-MAY-12
Barium (Ba)-Dissolved			N/A	MS-B	%		-	25-MAY-12
Beryllium (Be)-Dissolved			99.6		%		70-130	25-MAY-12
Bismuth (Bi)-Dissolved			83.1		%		70-130	25-MAY-12
Boron (B)-Dissolved			102.2		%		70-130	25-MAY-12
Cadmium (Cd)-Dissolved			124.6		%		70-130	25-MAY-12
Calcium (Ca)-Dissolved			N/A	MS-B	%		-	25-MAY-12
Chromium (Cr)-Dissolved			104.5		%		70-130	25-MAY-12
Cobalt (Co)-Dissolved			99.0		%		70-130	25-MAY-12
Copper (Cu)-Dissolved			94.9		%		70-130	25-MAY-12
Iron (Fe)-Dissolved			95.8		%		70-130	25-MAY-12

## Quality Control Report

Workorder: L1148845

Report Date: 01-JUN-12

Page 8 of 23

Test	Matrix	Reference	Result	Qualifier	Units	RPD	Limit	Analyzed
<b>MET-D-MS-TB</b>								
	<b>Water</b>							
<b>Batch</b>	<b>R2372702</b>							
<b>WG1477922-8 MS</b>		<b>L1149368-9</b>						
Lead (Pb)-Dissolved			97.3		%		70-130	25-MAY-12
Lithium (Li)-Dissolved			102.9		%		70-130	25-MAY-12
Magnesium (Mg)-Dissolved			N/A	MS-B	%		-	25-MAY-12
Manganese (Mn)-Dissolved			99.96		%		70-130	25-MAY-12
Molybdenum (Mo)-Dissolved			93.2		%		70-130	25-MAY-12
Nickel (Ni)-Dissolved			94.4		%		70-130	25-MAY-12
Potassium (K)-Dissolved			103.3		%		70-130	25-MAY-12
Selenium (Se)-Dissolved			126.6		%		70-130	25-MAY-12
Silver (Ag)-Dissolved			95.6		%		70-130	25-MAY-12
Sodium (Na)-Dissolved			N/A	MS-B	%		-	25-MAY-12
Strontium (Sr)-Dissolved			N/A	MS-B	%		-	25-MAY-12
Tellurium (Te)-Dissolved			111.5		%		70-130	25-MAY-12
Thallium (Tl)-Dissolved			93.9		%		70-130	25-MAY-12
Tin (Sn)-Dissolved			98.7		%		70-130	25-MAY-12
Titanium (Ti)-Dissolved			106.9		%		70-130	25-MAY-12
Tungsten (W)-Dissolved			96.6		%		70-130	25-MAY-12
Uranium (U)-Dissolved			108.6		%		70-130	25-MAY-12
Vanadium (V)-Dissolved			104.7		%		70-130	25-MAY-12
Zinc (Zn)-Dissolved			100.8		%		70-130	25-MAY-12
Zirconium (Zr)-Dissolved			95.9		%		70-130	25-MAY-12
<b>MET-T-MS-TB</b>								
	<b>Water</b>							
<b>Batch</b>	<b>R2369667</b>							
<b>WG1474412-2 LCS</b>								
Aluminum (Al)-Total			86.1		%		80-120	23-MAY-12
Antimony (Sb)-Total			93.8		%		80-120	23-MAY-12
Arsenic (As)-Total			101.4		%		80-120	23-MAY-12
Barium (Ba)-Total			92.7		%		80-120	23-MAY-12
Beryllium (Be)-Total			89.9		%		80-120	23-MAY-12
Bismuth (Bi)-Total			99.1		%		80-120	23-MAY-12
Boron (B)-Total			89.0		%		80-120	23-MAY-12
Cadmium (Cd)-Total			95.8		%		80-120	23-MAY-12
Calcium (Ca)-Total			95.6		%		80-120	23-MAY-12
Chromium (Cr)-Total			94.1		%		80-120	23-MAY-12
Cobalt (Co)-Total			91.8		%		80-120	23-MAY-12

## Quality Control Report

Workorder: L1148845

Report Date: 01-JUN-12

Page 9 of 23

Test	Matrix	Reference	Result	Qualifier	Units	RPD	Limit	Analyzed
<b>MET-T-MS-TB</b>								
	<b>Water</b>							
<b>Batch</b>	<b>R2369667</b>							
<b>WG1474412-2</b>	<b>LCS</b>							
Copper (Cu)-Total			89.3		%		80-120	23-MAY-12
Iron (Fe)-Total			83.4		%		80-120	23-MAY-12
Lead (Pb)-Total			96.6		%		80-120	23-MAY-12
Lithium (Li)-Total			93.0		%		80-120	23-MAY-12
Magnesium (Mg)-Total			91.1		%		80-120	23-MAY-12
Manganese (Mn)-Total			95.4		%		80-120	23-MAY-12
Molybdenum (Mo)-Total			97.4		%		80-120	23-MAY-12
Nickel (Ni)-Total			93.6		%		80-120	23-MAY-12
Potassium (K)-Total			95.3		%		80-120	23-MAY-12
Selenium (Se)-Total			103.4		%		80-120	23-MAY-12
Silver (Ag)-Total			93.0		%		80-120	23-MAY-12
Sodium (Na)-Total			95.4		%		80-120	23-MAY-12
Strontium (Sr)-Total			92.9		%		80-120	23-MAY-12
Tellurium (Te)-Total			97.8		%		80-120	23-MAY-12
Thallium (Tl)-Total			101.0		%		80-120	23-MAY-12
Tin (Sn)-Total			92.3		%		80-120	23-MAY-12
Titanium (Ti)-Total			98.7		%		80-120	23-MAY-12
Tungsten (W)-Total			96.1		%		80-120	23-MAY-12
Uranium (U)-Total			98.8		%		80-120	23-MAY-12
Vanadium (V)-Total			94.6		%		80-120	23-MAY-12
Zinc (Zn)-Total			92.6		%		80-120	23-MAY-12
Zirconium (Zr)-Total			91.3		%		80-120	23-MAY-12
<b>WG1474412-1</b>	<b>MB</b>							
Aluminum (Al)-Total			<0.0050		mg/L		0.005	23-MAY-12
Antimony (Sb)-Total			<0.00060		mg/L		0.0006	23-MAY-12
Arsenic (As)-Total			<0.0010		mg/L		0.001	23-MAY-12
Barium (Ba)-Total			<0.010		mg/L		0.01	23-MAY-12
Beryllium (Be)-Total			<0.0010		mg/L		0.001	23-MAY-12
Bismuth (Bi)-Total			<0.0010		mg/L		0.001	23-MAY-12
Boron (B)-Total			<0.050		mg/L		0.05	23-MAY-12
Cadmium (Cd)-Total			<0.000017		mg/L		0.000017	23-MAY-12
Calcium (Ca)-Total			<0.20		mg/L		0.2	23-MAY-12
Chromium (Cr)-Total			<0.0010		mg/L		0.001	23-MAY-12
Cobalt (Co)-Total			<0.00050		mg/L		0.0005	23-MAY-12



## Quality Control Report

Workorder: L1148845

Report Date: 01-JUN-12

Page 10 of 23

Test	Matrix	Reference	Result	Qualifier	Units	RPD	Limit	Analyzed
<b>MET-T-MS-TB</b>		<b>Water</b>						
<b>Batch R2369667</b>								
<b>WG1474412-1 MB</b>								
Copper (Cu)-Total			<0.0010		mg/L		0.001	23-MAY-12
Iron (Fe)-Total			<0.020		mg/L		0.02	23-MAY-12
Lead (Pb)-Total			<0.0010		mg/L		0.001	23-MAY-12
Lithium (Li)-Total			<0.050		mg/L		0.05	23-MAY-12
Magnesium (Mg)-Total			<0.020		mg/L		0.02	23-MAY-12
Manganese (Mn)-Total			<0.0010		mg/L		0.001	23-MAY-12
Molybdenum (Mo)-Total			<0.0010		mg/L		0.001	23-MAY-12
Nickel (Ni)-Total			<0.0020		mg/L		0.002	23-MAY-12
Potassium (K)-Total			<0.50		mg/L		0.5	23-MAY-12
Selenium (Se)-Total			<0.0010		mg/L		0.001	23-MAY-12
Silver (Ag)-Total			<0.00010		mg/L		0.0001	23-MAY-12
Sodium (Na)-Total			<0.10		mg/L		0.1	23-MAY-12
Strontium (Sr)-Total			<0.0010		mg/L		0.001	23-MAY-12
Tellurium (Te)-Total			<0.0010		mg/L		0.001	23-MAY-12
Thallium (Tl)-Total			<0.00030		mg/L		0.0003	23-MAY-12
Tin (Sn)-Total			<0.0010		mg/L		0.001	23-MAY-12
Titanium (Ti)-Total			<0.0020		mg/L		0.002	23-MAY-12
Tungsten (W)-Total			<0.010		mg/L		0.01	23-MAY-12
Uranium (U)-Total			<0.0050		mg/L		0.005	23-MAY-12
Vanadium (V)-Total			<0.0010		mg/L		0.001	23-MAY-12
Zinc (Zn)-Total			<0.0030		mg/L		0.003	23-MAY-12
Zirconium (Zr)-Total			<0.0010		mg/L		0.001	23-MAY-12
<b>Batch R2371806</b>								
<b>WG1474412-8 LCS</b>								
Aluminum (Al)-Total			96.1		%		80-120	24-MAY-12
Antimony (Sb)-Total			103.2		%		80-120	24-MAY-12
Arsenic (As)-Total			102.8		%		80-120	24-MAY-12
Barium (Ba)-Total			100.7		%		80-120	24-MAY-12
Beryllium (Be)-Total			109.0		%		80-120	24-MAY-12
Bismuth (Bi)-Total			105.6		%		80-120	24-MAY-12
Boron (B)-Total			90.3		%		80-120	24-MAY-12
Cadmium (Cd)-Total			104.2		%		80-120	24-MAY-12
Calcium (Ca)-Total			98.4		%		80-120	24-MAY-12
Chromium (Cr)-Total			100.5		%		80-120	24-MAY-12

## Quality Control Report

Workorder: L1148845

Report Date: 01-JUN-12

Page 11 of 23

Test	Matrix	Reference	Result	Qualifier	Units	RPD	Limit	Analyzed
<b>MET-T-MS-TB</b>		<b>Water</b>						
<b>Batch</b>	<b>R2371806</b>							
<b>WG1474412-8</b>	<b>LCS</b>							
Cobalt (Co)-Total			101.4		%		80-120	24-MAY-12
Copper (Cu)-Total			94.6		%		80-120	24-MAY-12
Iron (Fe)-Total			107.7		%		80-120	24-MAY-12
Lead (Pb)-Total			102.9		%		80-120	24-MAY-12
Lithium (Li)-Total			103.5		%		80-120	24-MAY-12
Magnesium (Mg)-Total			102.4		%		80-120	24-MAY-12
Manganese (Mn)-Total			106.2		%		80-120	24-MAY-12
Molybdenum (Mo)-Total			104.1		%		80-120	24-MAY-12
Nickel (Ni)-Total			100.6		%		80-120	24-MAY-12
Potassium (K)-Total			98.4		%		80-120	24-MAY-12
Selenium (Se)-Total			118.9		%		80-120	24-MAY-12
Silver (Ag)-Total			94.7		%		80-120	24-MAY-12
Sodium (Na)-Total			101.2		%		80-120	24-MAY-12
Strontium (Sr)-Total			101.1		%		80-120	24-MAY-12
Tellurium (Te)-Total			109.8		%		80-120	24-MAY-12
Thallium (Tl)-Total			106.6		%		80-120	24-MAY-12
Tin (Sn)-Total			106.2		%		80-120	24-MAY-12
Titanium (Ti)-Total			103.4		%		80-120	24-MAY-12
Tungsten (W)-Total			100.2		%		80-120	24-MAY-12
Uranium (U)-Total			99.8		%		80-120	24-MAY-12
Vanadium (V)-Total			100.4		%		80-120	24-MAY-12
Zinc (Zn)-Total			97.0		%		80-120	24-MAY-12
Zirconium (Zr)-Total			96.2		%		80-120	24-MAY-12
<b>WG1474412-7</b>		<b>MB</b>						
Aluminum (Al)-Total			<0.0050		mg/L		0.005	24-MAY-12
Antimony (Sb)-Total			<0.00060		mg/L		0.0006	24-MAY-12
Arsenic (As)-Total			<0.0010		mg/L		0.001	24-MAY-12
Barium (Ba)-Total			<0.010		mg/L		0.01	24-MAY-12
Beryllium (Be)-Total			<0.0010		mg/L		0.001	24-MAY-12
Bismuth (Bi)-Total			<0.0010		mg/L		0.001	24-MAY-12
Boron (B)-Total			<0.050		mg/L		0.05	24-MAY-12
Cadmium (Cd)-Total			<0.000017		mg/L		0.000017	24-MAY-12
Calcium (Ca)-Total			<0.20		mg/L		0.2	24-MAY-12
Chromium (Cr)-Total			<0.0010		mg/L		0.001	24-MAY-12



## Quality Control Report

Workorder: L1148845

Report Date: 01-JUN-12

Page 12 of 23

Test	Matrix	Reference	Result	Qualifier	Units	RPD	Limit	Analyzed
<b>MET-T-MS-TB</b>								
	<b>Water</b>							
<b>Batch</b>	<b>R2371806</b>							
<b>WG1474412-7 MB</b>								
Cobalt (Co)-Total			<0.00050		mg/L		0.0005	24-MAY-12
Copper (Cu)-Total			<0.0010		mg/L		0.001	24-MAY-12
Iron (Fe)-Total			<0.020		mg/L		0.02	24-MAY-12
Lead (Pb)-Total			<0.0010		mg/L		0.001	24-MAY-12
Lithium (Li)-Total			<0.050		mg/L		0.05	24-MAY-12
Magnesium (Mg)-Total			<0.020		mg/L		0.02	24-MAY-12
Manganese (Mn)-Total			<0.0010		mg/L		0.001	24-MAY-12
Molybdenum (Mo)-Total			<0.0010		mg/L		0.001	24-MAY-12
Nickel (Ni)-Total			<0.0020		mg/L		0.002	24-MAY-12
Potassium (K)-Total			<0.50		mg/L		0.5	24-MAY-12
Selenium (Se)-Total			<0.0010		mg/L		0.001	24-MAY-12
Silver (Ag)-Total			<0.00010		mg/L		0.0001	24-MAY-12
Sodium (Na)-Total			<0.10		mg/L		0.1	24-MAY-12
Strontium (Sr)-Total			<0.0010		mg/L		0.001	24-MAY-12
Tellurium (Te)-Total			<0.0010		mg/L		0.001	24-MAY-12
Thallium (Tl)-Total			<0.00030		mg/L		0.0003	24-MAY-12
Tin (Sn)-Total			<0.0010		mg/L		0.001	24-MAY-12
Titanium (Ti)-Total			<0.0020		mg/L		0.002	24-MAY-12
Tungsten (W)-Total			<0.010		mg/L		0.01	24-MAY-12
Uranium (U)-Total			<0.0050		mg/L		0.005	24-MAY-12
Vanadium (V)-Total			<0.0010		mg/L		0.001	24-MAY-12
Zinc (Zn)-Total			<0.0030		mg/L		0.003	24-MAY-12
Zirconium (Zr)-Total			<0.0010		mg/L		0.001	24-MAY-12
<b>WG1474412-6 MS</b>		<b>L1148914-2</b>						
Aluminum (Al)-Total			95.6		%		70-130	24-MAY-12
Antimony (Sb)-Total			96.8		%		70-130	24-MAY-12
Arsenic (As)-Total			101.1		%		70-130	24-MAY-12
Barium (Ba)-Total			N/A	MS-B	%		-	24-MAY-12
Beryllium (Be)-Total			112.6		%		70-130	24-MAY-12
Bismuth (Bi)-Total			101.0		%		70-130	24-MAY-12
Boron (B)-Total			106.7		%		70-130	24-MAY-12
Cadmium (Cd)-Total			127.2		%		70-130	24-MAY-12
Calcium (Ca)-Total			N/A	MS-B	%		-	24-MAY-12
Chromium (Cr)-Total			100.7		%		70-130	24-MAY-12

## Quality Control Report

Workorder: L1148845

Report Date: 01-JUN-12

Page 13 of 23

Test	Matrix	Reference	Result	Qualifier	Units	RPD	Limit	Analyzed
<b>MET-T-MS-TB</b>								
	<b>Water</b>							
<b>Batch</b>	<b>R2371806</b>							
<b>WG1474412-6 MS</b>		<b>L1148914-2</b>						
Cobalt (Co)-Total			99.6		%		70-130	24-MAY-12
Copper (Cu)-Total			93.5		%		70-130	24-MAY-12
Iron (Fe)-Total			N/A	MS-B	%		-	24-MAY-12
Lead (Pb)-Total			101.3		%		70-130	24-MAY-12
Lithium (Li)-Total			126.6		%		70-130	24-MAY-12
Magnesium (Mg)-Total			N/A	MS-B	%		-	24-MAY-12
Manganese (Mn)-Total			N/A	MS-B	%		-	24-MAY-12
Molybdenum (Mo)-Total			92.3		%		70-130	24-MAY-12
Nickel (Ni)-Total			95.8		%		70-130	24-MAY-12
Potassium (K)-Total			95.3		%		70-130	24-MAY-12
Selenium (Se)-Total			106.8		%		70-130	24-MAY-12
Silver (Ag)-Total			104.0		%		70-130	24-MAY-12
Sodium (Na)-Total			N/A	MS-B	%		-	24-MAY-12
Strontium (Sr)-Total			N/A	MS-B	%		-	24-MAY-12
Tellurium (Te)-Total			104.0		%		70-130	24-MAY-12
Thallium (Tl)-Total			100.4		%		70-130	24-MAY-12
Tin (Sn)-Total			100.7		%		70-130	24-MAY-12
Titanium (Ti)-Total			97.8		%		70-130	24-MAY-12
Tungsten (W)-Total			111.2		%		70-130	24-MAY-12
Uranium (U)-Total			111.7		%		70-130	24-MAY-12
Vanadium (V)-Total			103.6		%		70-130	24-MAY-12
Zinc (Zn)-Total			96.3		%		70-130	24-MAY-12
Zirconium (Zr)-Total			87.9		%		70-130	24-MAY-12
<b>Batch</b>	<b>R2372627</b>							
<b>WG1474412-10 LCS</b>								
Aluminum (Al)-Total			102.0		%		80-120	25-MAY-12
Antimony (Sb)-Total			109.3		%		80-120	25-MAY-12
Arsenic (As)-Total			111.5		%		80-120	25-MAY-12
Barium (Ba)-Total			102.4		%		80-120	25-MAY-12
Beryllium (Be)-Total			107.2		%		80-120	25-MAY-12
Bismuth (Bi)-Total			109.5		%		80-120	25-MAY-12
Boron (B)-Total			101.9		%		80-120	25-MAY-12
Cadmium (Cd)-Total			109.5		%		80-120	25-MAY-12
Calcium (Ca)-Total			107.9		%		80-120	25-MAY-12



## Quality Control Report

Workorder: L1148845

Report Date: 01-JUN-12

Page 14 of 23

Test	Matrix	Reference	Result	Qualifier	Units	RPD	Limit	Analyzed
<b>MET-T-MS-TB</b>		<b>Water</b>						
<b>Batch</b>	<b>R2372627</b>							
<b>WG1474412-10 LCS</b>								
Chromium (Cr)-Total			107.5		%		80-120	25-MAY-12
Cobalt (Co)-Total			106.1		%		80-120	25-MAY-12
Copper (Cu)-Total			103.0		%		80-120	25-MAY-12
Iron (Fe)-Total			109.8		%		80-120	25-MAY-12
Lead (Pb)-Total			109.2		%		80-120	25-MAY-12
Lithium (Li)-Total			105.0		%		80-120	25-MAY-12
Magnesium (Mg)-Total			107.4		%		80-120	25-MAY-12
Manganese (Mn)-Total			106.7		%		80-120	25-MAY-12
Molybdenum (Mo)-Total			105.9		%		80-120	25-MAY-12
Nickel (Ni)-Total			105.6		%		80-120	25-MAY-12
Potassium (K)-Total			110.2		%		80-120	25-MAY-12
Selenium (Se)-Total			116.7		%		80-120	25-MAY-12
Silver (Ag)-Total			102.5		%		80-120	25-MAY-12
Sodium (Na)-Total			108.9		%		80-120	25-MAY-12
Strontium (Sr)-Total			104.5		%		80-120	25-MAY-12
Tellurium (Te)-Total			115.1		%		80-120	25-MAY-12
Thallium (Tl)-Total			109.6		%		80-120	25-MAY-12
Tin (Sn)-Total			111.2		%		80-120	25-MAY-12
Titanium (Ti)-Total			113.0		%		80-120	25-MAY-12
Tungsten (W)-Total			107.0		%		80-120	25-MAY-12
Uranium (U)-Total			102.0		%		80-120	25-MAY-12
Vanadium (V)-Total			107.7		%		80-120	25-MAY-12
Zinc (Zn)-Total			107.4		%		80-120	25-MAY-12
Zirconium (Zr)-Total			102.7		%		80-120	25-MAY-12
<b>WG1474412-9 MB</b>								
Aluminum (Al)-Total			<0.0050		mg/L		0.005	25-MAY-12
Antimony (Sb)-Total			<0.00060		mg/L		0.0006	25-MAY-12
Arsenic (As)-Total			<0.0010		mg/L		0.001	25-MAY-12
Barium (Ba)-Total			<0.010		mg/L		0.01	25-MAY-12
Beryllium (Be)-Total			<0.0010		mg/L		0.001	25-MAY-12
Bismuth (Bi)-Total			<0.0010		mg/L		0.001	25-MAY-12
Boron (B)-Total			<0.050		mg/L		0.05	25-MAY-12
Cadmium (Cd)-Total			<0.000017		mg/L		0.000017	25-MAY-12
Calcium (Ca)-Total			<0.20		mg/L		0.2	25-MAY-12

## Quality Control Report

Workorder: L1148845

Report Date: 01-JUN-12

Page 15 of 23

Test	Matrix	Reference	Result	Qualifier	Units	RPD	Limit	Analyzed
<b>MET-T-MS-TB</b>		<b>Water</b>						
<b>Batch</b>	<b>R2372627</b>							
<b>WG1474412-9</b>	<b>MB</b>							
Chromium (Cr)-Total			<0.0010		mg/L		0.001	25-MAY-12
Cobalt (Co)-Total			<0.00050		mg/L		0.0005	25-MAY-12
Copper (Cu)-Total			<0.0010		mg/L		0.001	25-MAY-12
Iron (Fe)-Total			<0.020		mg/L		0.02	25-MAY-12
Lead (Pb)-Total			<0.0010		mg/L		0.001	25-MAY-12
Lithium (Li)-Total			<0.050		mg/L		0.05	25-MAY-12
Magnesium (Mg)-Total			<0.020		mg/L		0.02	25-MAY-12
Manganese (Mn)-Total			<0.0010		mg/L		0.001	25-MAY-12
Molybdenum (Mo)-Total			<0.0010		mg/L		0.001	25-MAY-12
Nickel (Ni)-Total			<0.0020		mg/L		0.002	25-MAY-12
Potassium (K)-Total			<0.50		mg/L		0.5	25-MAY-12
Selenium (Se)-Total			<0.0010		mg/L		0.001	25-MAY-12
Silver (Ag)-Total			<0.00010		mg/L		0.0001	25-MAY-12
Sodium (Na)-Total			<0.10		mg/L		0.1	25-MAY-12
Strontium (Sr)-Total			<0.0010		mg/L		0.001	25-MAY-12
Tellurium (Te)-Total			<0.0010		mg/L		0.001	25-MAY-12
Thallium (Tl)-Total			<0.00030		mg/L		0.0003	25-MAY-12
Tin (Sn)-Total			<0.0010		mg/L		0.001	25-MAY-12
Titanium (Ti)-Total			<0.0020		mg/L		0.002	25-MAY-12
Tungsten (W)-Total			<0.010		mg/L		0.01	25-MAY-12
Uranium (U)-Total			<0.0050		mg/L		0.005	25-MAY-12
Vanadium (V)-Total			<0.0010		mg/L		0.001	25-MAY-12
Zinc (Zn)-Total			<0.0030		mg/L		0.003	25-MAY-12
Zirconium (Zr)-Total			<0.0010		mg/L		0.001	25-MAY-12
<b>Batch</b>	<b>R2373571</b>							
<b>WG1474412-12</b>	<b>LCS</b>							
Aluminum (Al)-Total			94.4		%		80-120	29-MAY-12
Antimony (Sb)-Total			102.4		%		80-120	29-MAY-12
Arsenic (As)-Total			110.0		%		80-120	29-MAY-12
Barium (Ba)-Total			102.7		%		80-120	29-MAY-12
Beryllium (Be)-Total			102.2		%		80-120	29-MAY-12
Bismuth (Bi)-Total			110.6		%		80-120	29-MAY-12
Boron (B)-Total			104.9		%		80-120	29-MAY-12
Cadmium (Cd)-Total			106.7		%		80-120	29-MAY-12

## Quality Control Report

Workorder: L1148845

Report Date: 01-JUN-12

Page 16 of 23

Test	Matrix	Reference	Result	Qualifier	Units	RPD	Limit	Analyzed
<b>MET-T-MS-TB</b>								
	<b>Water</b>							
<b>Batch</b>	<b>R2373571</b>							
<b>WG1474412-12 LCS</b>								
Calcium (Ca)-Total			98.1		%		80-120	29-MAY-12
Chromium (Cr)-Total			105.3		%		80-120	29-MAY-12
Cobalt (Co)-Total			105.5		%		80-120	29-MAY-12
Copper (Cu)-Total			100.2		%		80-120	29-MAY-12
Lead (Pb)-Total			105.3		%		80-120	29-MAY-12
Lithium (Li)-Total			109.4		%		80-120	29-MAY-12
Magnesium (Mg)-Total			104.3		%		80-120	29-MAY-12
Manganese (Mn)-Total			109.8		%		80-120	29-MAY-12
Molybdenum (Mo)-Total			110.3		%		80-120	29-MAY-12
Nickel (Ni)-Total			107.9		%		80-120	29-MAY-12
Potassium (K)-Total			97.8		%		80-120	29-MAY-12
Selenium (Se)-Total			118.5		%		80-120	29-MAY-12
Silver (Ag)-Total			98.3		%		80-120	29-MAY-12
Sodium (Na)-Total			106.2		%		80-120	29-MAY-12
Strontium (Sr)-Total			104.4		%		80-120	29-MAY-12
Tellurium (Te)-Total			109.8		%		80-120	29-MAY-12
Thallium (Tl)-Total			103.3		%		80-120	29-MAY-12
Tin (Sn)-Total			109.2		%		80-120	29-MAY-12
Titanium (Ti)-Total			109.4		%		80-120	29-MAY-12
Tungsten (W)-Total			102.0		%		80-120	29-MAY-12
Uranium (U)-Total			95.3		%		80-120	29-MAY-12
Vanadium (V)-Total			111.0		%		80-120	29-MAY-12
Zinc (Zn)-Total			103.5		%		80-120	29-MAY-12
Zirconium (Zr)-Total			103.7		%		80-120	29-MAY-12
<b>WG1474412-11 MB</b>								
Aluminum (Al)-Total			<0.0050		mg/L		0.005	29-MAY-12
Antimony (Sb)-Total			<0.00060		mg/L		0.0006	29-MAY-12
Arsenic (As)-Total			<0.0010		mg/L		0.001	29-MAY-12
Barium (Ba)-Total			<0.010		mg/L		0.01	29-MAY-12
Beryllium (Be)-Total			<0.0010		mg/L		0.001	29-MAY-12
Bismuth (Bi)-Total			<0.0010		mg/L		0.001	29-MAY-12
Boron (B)-Total			<0.050		mg/L		0.05	29-MAY-12
Cadmium (Cd)-Total			<0.000017		mg/L		0.000017	29-MAY-12
Calcium (Ca)-Total			<0.20		mg/L		0.2	29-MAY-12



## Quality Control Report

Workorder: L1148845

Report Date: 01-JUN-12

Page 17 of 23

Test	Matrix	Reference	Result	Qualifier	Units	RPD	Limit	Analyzed
<b>MET-T-MS-TB</b>								
	<b>Water</b>							
<b>Batch</b>	<b>R2373571</b>							
<b>WG1474412-11</b>	<b>MB</b>							
Chromium (Cr)-Total			<0.0010		mg/L		0.001	29-MAY-12
Cobalt (Co)-Total			<0.00050		mg/L		0.0005	29-MAY-12
Copper (Cu)-Total			<0.0010		mg/L		0.001	29-MAY-12
Iron (Fe)-Total			<0.020		mg/L		0.02	29-MAY-12
Lead (Pb)-Total			<0.0010		mg/L		0.001	29-MAY-12
Lithium (Li)-Total			<0.050		mg/L		0.05	29-MAY-12
Magnesium (Mg)-Total			<0.020		mg/L		0.02	29-MAY-12
Manganese (Mn)-Total			<0.0010		mg/L		0.001	29-MAY-12
Molybdenum (Mo)-Total			<0.0010		mg/L		0.001	29-MAY-12
Nickel (Ni)-Total			<0.0020		mg/L		0.002	29-MAY-12
Potassium (K)-Total			<0.50		mg/L		0.5	29-MAY-12
Selenium (Se)-Total			<0.0010		mg/L		0.001	29-MAY-12
Silver (Ag)-Total			<0.00010		mg/L		0.0001	29-MAY-12
Sodium (Na)-Total			<0.10		mg/L		0.1	29-MAY-12
Strontium (Sr)-Total			<0.0010		mg/L		0.001	29-MAY-12
Tellurium (Te)-Total			<0.0010		mg/L		0.001	29-MAY-12
Thallium (Tl)-Total			<0.00030		mg/L		0.0003	29-MAY-12
Tin (Sn)-Total			<0.0010		mg/L		0.001	29-MAY-12
Titanium (Ti)-Total			<0.0020		mg/L		0.002	29-MAY-12
Tungsten (W)-Total			<0.010		mg/L		0.01	29-MAY-12
Uranium (U)-Total			<0.0050		mg/L		0.005	29-MAY-12
Vanadium (V)-Total			<0.0010		mg/L		0.001	29-MAY-12
Zinc (Zn)-Total			<0.0030		mg/L		0.003	29-MAY-12
Zirconium (Zr)-Total			<0.0010		mg/L		0.001	29-MAY-12
<b>NH3-COL-TB</b>								
	<b>Water</b>							
<b>Batch</b>	<b>R2368011</b>							
<b>WG1475070-3</b>	<b>DUP</b>	<b>L1148845-10</b>						
Ammonia, Total (as N)		<0.020	0.025	RPD-NA	mg/L	N/A	20	19-MAY-12
<b>WG1475070-2</b>	<b>LCS</b>							
Ammonia, Total (as N)			90.9		%		85-115	19-MAY-12
<b>WG1475070-1</b>	<b>MB</b>							
Ammonia, Total (as N)			<0.020		mg/L		0.02	19-MAY-12
<b>WG1475070-4</b>	<b>MS</b>	<b>L1148845-10</b>						
Ammonia, Total (as N)			79.4		%		75-125	19-MAY-12
<b>WG1475070-6</b>	<b>MS</b>	<b>L1149229-2</b>						



## Quality Control Report

Workorder: L1148845

Report Date: 01-JUN-12

Page 18 of 23

Test	Matrix	Reference	Result	Qualifier	Units	RPD	Limit	Analyzed
<b>NH3-COL-TB</b>								
<b>Water</b>								
<b>Batch</b>	<b>R2368011</b>							
<b>WG1475070-6</b>	<b>MS</b>	<b>L1149229-2</b>						
Ammonia, Total (as N)			83.5		%		75-125	19-MAY-12
<b>Batch</b>	<b>R2371341</b>							
<b>WG1477017-2</b>	<b>LCS</b>							
Ammonia, Total (as N)			90.8		%		85-115	24-MAY-12
<b>WG1477017-1</b>	<b>MB</b>							
Ammonia, Total (as N)			<0.020		mg/L		0.02	24-MAY-12
<b>WG1477017-4</b>	<b>MS</b>	<b>L1149368-2</b>						
Ammonia, Total (as N)			75.9		%		75-125	24-MAY-12
<b>WG1477017-6</b>	<b>MS</b>	<b>L1150036-12</b>						
Ammonia, Total (as N)			103.4		%		75-125	24-MAY-12
<b>WG1477017-8</b>	<b>MS</b>	<b>L1150076-17</b>						
Ammonia, Total (as N)			97.3		%		75-125	24-MAY-12
<b>NO2-IC-TB</b>								
<b>Water</b>								
<b>Batch</b>	<b>R2368662</b>							
<b>WG1475776-2</b>	<b>LCS</b>							
Nitrite (as N)			97.9		%		90-110	18-MAY-12
<b>WG1475776-1</b>	<b>MB</b>							
Nitrite (as N)			<0.020		mg/L		0.02	18-MAY-12
<b>WG1475776-4</b>	<b>MS</b>	<b>L1148887-3</b>						
Nitrite (as N)			91.5		%		75-115	18-MAY-12
<b>WG1475776-6</b>	<b>MS</b>	<b>L1149368-11</b>						
Nitrite (as N)			102.2		%		75-115	18-MAY-12
<b>Batch</b>	<b>R2370560</b>							
<b>WG1476446-2</b>	<b>LCS</b>							
Nitrite (as N)			96.0		%		90-110	22-MAY-12
<b>WG1476446-1</b>	<b>MB</b>							
Nitrite (as N)			<0.020		mg/L		0.02	22-MAY-12
<b>WG1476446-6</b>	<b>MS</b>	<b>L1150036-4</b>						
Nitrite (as N)			100.2		%		75-115	22-MAY-12
<b>NO3-IC-TB</b>								
<b>Water</b>								
<b>Batch</b>	<b>R2368662</b>							
<b>WG1475776-2</b>	<b>LCS</b>							
Nitrate (as N)			99.3		%		90-110	18-MAY-12
<b>WG1475776-1</b>	<b>MB</b>							
Nitrate (as N)			<0.030		mg/L		0.03	18-MAY-12
<b>WG1475776-4</b>	<b>MS</b>	<b>L1148887-3</b>						

## Quality Control Report

Workorder: L1148845

Report Date: 01-JUN-12

Page 19 of 23

Test	Matrix	Reference	Result	Qualifier	Units	RPD	Limit	Analyzed
<b>NO3-IC-TB</b>								
<b>Batch R2368662</b>								
<b>WG1475776-4</b>	<b>MS</b>	<b>L1148887-3</b>						
Nitrate (as N)			91.8		%		75-125	18-MAY-12
<b>WG1475776-6</b>	<b>MS</b>	<b>L1149368-11</b>						
Nitrate (as N)			101.6		%		75-125	18-MAY-12
<b>Batch R2370560</b>								
<b>WG1476446-2</b>	<b>LCS</b>							
Nitrate (as N)			96.9		%		90-110	22-MAY-12
<b>WG1476446-1</b>	<b>MB</b>							
Nitrate (as N)			<0.030		mg/L		0.03	22-MAY-12
<b>WG1476446-6</b>	<b>MS</b>	<b>L1150036-4</b>						
Nitrate (as N)			99.96		%		75-125	22-MAY-12
<b>OGG-TOT-WT</b>								
<b>Batch R2371509</b>								
<b>WG1477982-2</b>	<b>LCS</b>							
Oil and Grease, Total			89.0		%		75-120	25-MAY-12
<b>WG1477982-3</b>	<b>LCSD</b>	<b>WG1477982-2</b>						
Oil and Grease, Total		89.0	89		%	0.4	45	25-MAY-12
<b>WG1477982-1</b>	<b>MB</b>							
Oil and Grease, Total			<2.0		mg/L		2	25-MAY-12
<b>Batch R2372511</b>								
<b>WG1478483-2</b>	<b>LCS</b>							
Oil and Grease, Total			88.8		%		75-120	27-MAY-12
<b>WG1478483-3</b>	<b>LCSD</b>	<b>WG1478483-2</b>						
Oil and Grease, Total		88.8	87		%	2.0	45	27-MAY-12
<b>WG1478483-1</b>	<b>MB</b>							
Oil and Grease, Total			<2.0		mg/L		2	27-MAY-12
<b>P-T-COL-TB</b>								
<b>Batch R2368623</b>								
<b>WG1474500-2</b>	<b>LCS</b>							
Phosphorus (P)-Total			99.2		%		80-120	18-MAY-12
<b>WG1474500-1</b>	<b>MB</b>							
Phosphorus (P)-Total			<0.0050		mg/L		0.005	18-MAY-12
<b>WG1474500-4</b>	<b>MS</b>	<b>L1148200-4</b>						
Phosphorus (P)-Total			87.1		%		70-130	18-MAY-12
<b>WG1474500-6</b>	<b>MS</b>	<b>L1148639-3</b>						
Phosphorus (P)-Total			N/A	MS-B	%		-	18-MAY-12

## Quality Control Report

Workorder: L1148845

Report Date: 01-JUN-12

Page 20 of 23

Test	Matrix	Reference	Result	Qualifier	Units	RPD	Limit	Analyzed
<b>P-T-COL-TB</b>								
<b>Batch R2370687</b>								
<b>WG1476320-2</b>	<b>LCS</b>							
Phosphorus (P)-Total			97.5		%		80-120	23-MAY-12
<b>WG1476320-1</b>	<b>MB</b>							
Phosphorus (P)-Total			<0.0050		mg/L		0.005	23-MAY-12
<b>WG1476320-4</b>	<b>MS</b>	<b>L1150076-16</b>						
Phosphorus (P)-Total			103.3		%		70-130	23-MAY-12
<b>PH-CAP-TB</b>								
<b>Batch R2367981</b>								
<b>WG1474530-3</b>	<b>DUP</b>	<b>L1148845-9</b>						
pH		7.95	7.93	J	pH	0.02	0.2	18-MAY-12
<b>WG1474530-2</b>	<b>LCS</b>							
pH			6.00		pH		5.9-6.1	18-MAY-12
<b>SO4-IC-TB</b>								
<b>Batch R2368662</b>								
<b>WG1475776-2</b>	<b>LCS</b>							
Sulfate (SO4)			101.7		%		90-110	18-MAY-12
<b>WG1475776-1</b>	<b>MB</b>							
Sulfate (SO4)			<0.30		mg/L		0.3	18-MAY-12
<b>WG1475776-4</b>	<b>MS</b>	<b>L1148887-3</b>						
Sulfate (SO4)			93.9		%		75-125	18-MAY-12
<b>WG1475776-6</b>	<b>MS</b>	<b>L1149368-11</b>						
Sulfate (SO4)			104.6		%		75-125	18-MAY-12
<b>Batch R2370560</b>								
<b>WG1476446-2</b>	<b>LCS</b>							
Sulfate (SO4)			99.1		%		90-110	22-MAY-12
<b>WG1476446-1</b>	<b>MB</b>							
Sulfate (SO4)			<0.30		mg/L		0.3	22-MAY-12
<b>WG1476446-4</b>	<b>MS</b>	<b>L1149338-8</b>						
Sulfate (SO4)			101.2		%		75-125	22-MAY-12
<b>WG1476446-6</b>	<b>MS</b>	<b>L1150036-4</b>						
Sulfate (SO4)			N/A	MS-B	%		-	22-MAY-12
<b>SOLIDS-TOTSUS-TB</b>								
<b>Batch R2369984</b>								
<b>WG1475457-3</b>	<b>DUP</b>	<b>L1148845-7</b>						
Total Suspended Solids		252	254		mg/L	1.0	20	22-MAY-12
<b>WG1475457-4</b>	<b>DUP</b>	<b>L1148845-11</b>						
Total Suspended Solids		9.2	10.2		mg/L	10	20	22-MAY-12
<b>WG1475457-2</b>	<b>LCS</b>							



## Quality Control Report

Workorder: L1148845

Report Date: 01-JUN-12

Page 21 of 23

Test	Matrix	Reference	Result	Qualifier	Units	RPD	Limit	Analyzed
<b>SOLIDS-TOTSUS-TB</b>	<b>Water</b>							
<b>Batch</b>	<b>R2369984</b>							
<b>WG1475457-2</b>	<b>LCS</b>							
Total Suspended Solids			95.4		%		85-115	22-MAY-12
<b>WG1475457-1</b>	<b>MB</b>							
Total Suspended Solids			<2.0		mg/L		2	22-MAY-12

# Quality Control Report

Workorder: L1148845

Report Date: 01-JUN-12

Page 22 of 23

## Legend:

---

Limit	ALS Control Limit (Data Quality Objectives)
DUP	Duplicate
RPD	Relative Percent Difference
N/A	Not Available
LCS	Laboratory Control Sample
SRM	Standard Reference Material
MS	Matrix Spike
MSD	Matrix Spike Duplicate
ADE	Average Desorption Efficiency
MB	Method Blank
IRM	Internal Reference Material
CRM	Certified Reference Material
CCV	Continuing Calibration Verification
CVS	Calibration Verification Standard
LCSD	Laboratory Control Sample Duplicate

## Sample Parameter Qualifier Definitions:

---

Qualifier	Description
J	Duplicate results and limits are expressed in terms of absolute difference.
MS-B	Matrix Spike recovery could not be accurately calculated due to high analyte background in sample.
RPD-NA	Relative Percent Difference Not Available due to result(s) being less than detection limit.

---

# Quality Control Report

Workorder: L1148845

Report Date: 01-JUN-12

Page 23 of 23

## Hold Time Exceedances:

ALS Product Description	Sample ID	Sampling Date	Date Processed	Rec. HT	Actual HT	Units	Qualifier
<b>Leachable Anions &amp; Nutrients</b>							
Anions by Ion Chromatography	6	15-MAY-12 11:45	22-MAY-12 16:36	5	7	days	EHT
Anions by Ion Chromatography	6	15-MAY-12 11:45	22-MAY-12 16:36	5	7	days	EHT

## Legend & Qualifier Definitions:

EHTR-FM: Exceeded ALS recommended hold time prior to sample receipt. Field Measurement recommended.  
EHTR: Exceeded ALS recommended hold time prior to sample receipt.  
EHTL: Exceeded ALS recommended hold time prior to analysis. Sample was received less than 24 hours prior to expiry.  
EHT: Exceeded ALS recommended hold time prior to analysis.  
Rec. HT: ALS recommended hold time (see units).


### Notes\*:

Where actual sampling date is not provided to ALS, the date (& time) of receipt is used for calculation purposes.  
Where actual sampling time is not provided to ALS, the earlier of 12 noon on the sampling date or the time (& date) of receipt is used for calculation purposes. Samples for L1148845 were received on 17-MAY-12 12:30.

ALS recommended hold times may vary by province. They are assigned to meet known provincial and/or federal government requirements. In the absence of regulatory hold times, ALS establishes recommendations based on guidelines published by the US EPA, APHA Standard Methods, or Environment Canada (where available). For more information, please contact ALS.

The ALS Quality Control Report is provided to ALS clients upon request. ALS includes comprehensive QC checks with every analysis to ensure our high standards of quality are met. Each QC result has a known or expected target value, which is compared against pre-determined data quality objectives to provide confidence in the accuracy of associated test results.

Please note that this report may contain QC results from anonymous Sample Duplicates and Matrix Spikes that do not originate from this Work Order.



**Company:** Treasury Metals  
**Contact:** Mac Potter  
**Address:** 899 Tree Nursery Rd  
 Wabigoon ON P0V 2W0  
 Phone: 807-223-6191 Fax: [blank]  
 Email: mac@treasurymetals.com  
**Project:** Job M0906A01 PO: M0210-P0115  
**Quote #:** Q32690 LSD Goliath Project  
**Invoice To:** Same as Report:  Yes  No  
**Company:** [blank]  
**Contact:** [blank]  
**Address:** [blank]  
**Email:** [blank]  
**Account Manager:** Karen R. *Mac Potter*  
 Chris Rollins

Sample #	Sample Identification (This description will appear on the report)	Date	Time	Sample Type	Analysis Request											Number of Containers		
					Alk, pH Conductivity	Cl, NO2, NO3, SO4	Acidity, TSS	Total Cyanide	WAD Cyanide	CN-FREE-COL-VA	Ammonia, Total Phosphorus	OGC	Total Metals + Hg	Dissolved Metals + Hg	Hardness			
1	SW3	15/05/12	9:00	Water	X	X	X	X	X	X	X	X	X	X	X	X	X	9
2	SW2	15/05/12	8:30		X	X	X	X	X	X	X	X	X	X	X	X	X	1
3	TL3	15/05/12	7:10:00		X	X	X	X	X	X	X	X	X	X	X	X	X	
4	SW1	15/05/12	10:30		X	X	X	X	X	X	X	X	X	X	X	X	X	
5	JIC1a	15/05/12	10:55		X	X	X	X	X	X	X	X	X	X	X	X	X	
6	TL1a	15/05/12	11:45		X	X	X	X	X	X	X	X	X	X	X	X	X	
7	TL2a	15/05/12	1:15		X	X	X	X	X	X	X	X	X	X	X	X	X	
8	SW8	15/05/12	2:45		X	X	X	X	X	X	X	X	X	X	X	X	X	
9	SW7	15/05/12	3:15		X	X	X	X	X	X	X	X	X	X	X	X	X	
10	SW10	15/05/12	3:50		X	X	X	X	X	X	X	X	X	X	X	X	X	
11	SW11	15/05/12	4:35		X	X	X	X	X	X	X	X	X	X	X	X	X	

**Regulatory Information**  
 O. Reg 153 (O. Reg 511 Amend) Table: [blank]  
 Record of Site Condition  Yes  No  
 PWQO  MISA  MMER  CCME   
 Guideline Required: [blank]  
 TCLP Regulation 558  Other: [blank]

**Service Requested**  
 Regular TAT (7 Days)  
 Priority TAT 50% Surcharge (3-5 Days)  
 Emergency TAT 100% Surcharge (1-2 Days)  
 Specify Date Required: [blank]

All TAT quoted material is in business days which exclude statutory holidays and weekends. Samples received past 3:00pm on Saturday/Sunday begin the next day.

**Special Instructions / Comments**  
 \* ALL DISSOLVED PRESERVED WITH NITRIC ACID, AS RECOMMENDED BY KAREN R.  
 SEE SF

**SHIPMENT RELEASE (client use)**  
 Released by: *Mac Potter* Date & Time: 16/05/12  
 Received by: *Chris Rollins* Date & Time: 17 MAY 12 12:30  
 Temp: 7.6 Cooling Initiated:  Yes  No  
 Verified by: *Chris Rollins* Date & Time: 17 MAY 12 13:00  
 Observations: Yes  No  # Yes add SIF

\*\*Failure to complete all portions of this form may delay analysis. \*\*TAT may vary dependant on complexity of analysis and lab workload at time of submission. Please contact the lab to confirm TATs. Any known or suspected hazards relating to a sample must be noted on the chain of custody in the comments section. By use of the form the user acknowledges and agrees with the Terms and Conditions as specified on the back page.



**Company:** Treasury Metals  
**Contact:** Mac Potter  
**Address:** 899 Tree Nursery Rd  
 Wabigoon ON P0V 2W0  
**Phone:** 807-223-6191 **Fax:**  
 mac@treasurymetals.com  
**Project:** Job M0906A01 **PO:** M0210-P0115  
**Quote #** Q32690 **LSD Goliah Project**  
**Invoice To:** Same as Report:  Yes  No  
**Company:**  
**Contact:**  
**Address:**  
**Email:**  
**Account Manager:** Karen R. **Sampler:** Mac Potter  
 Chris Rollins

Regulatory Information		Analysis Request														
<input checked="" type="checkbox"/> O. Reg 153 (O. Reg 511 Amend) Table:----- Record of Site Condition <input type="checkbox"/> Yes <input type="checkbox"/> No <input checked="" type="checkbox"/> PWQO <input type="checkbox"/> MISA <input type="checkbox"/> MMR <input type="checkbox"/> CCME <input type="checkbox"/> Guideline Required: TCLP Regulation 558 <input type="checkbox"/> Other: <input checked="" type="checkbox"/> Regular TAT (7 Days) <input type="checkbox"/> Priority TAT 50% Surcharge (3-5 Days) <input type="checkbox"/> Emergency TAT 100% Surcharge (1-2 Days) Specify Date Required: All TAT quoted material is in business days which exclude statutory holidays and weekends. Samples received past 3:00pm or Saturday/Sunday begin the next day.		Please indicate below Filtered, Preserved or both (F, P, F/P)														
Sample #	Sample Identification (This description will appear on the report)	Date	Time	Sample Type	Alk, pH Conductivity	Cl, NO2, NO3, SO4	Acidity, TSS	Total Cyanide	WAD Cyanide	CN-FREE-COL-VA	Ammonia, Total Phosphorus	OCC	Total Metals +Hg	Dissolved Metals + Hg	Hardness	Number of Containers
12	SW09	15/05/12	5:30	Water	X	X	X	X	X	X	X	X	X	X	X	9
13	SW04	16/05/12	9:55	/	X	X	X	X	X	X	X	X	X	X	X	
14	SW05	16/05/12	11:40	/	X	X	X	X	X	X	X	X	X	X	X	
15	SW06	16/05/12	11:05	/	X	X	X	X	X	X	X	X	X	X	X	
16	SW33	15/05/12	9:00	/	X	X	X	X	X	X	X	X	X	X	X	
17	Field Blank	15/05/12	9:00	/	X	X	X	X	X	X	X	X	X	X	X	
18	Travel Blank	15/05/12	9:00	/	X	X	X	X	X	X	X	X	X	X	X	
		18			X	X	X	X	X	X	X	X	X	X	X	
					X	X	X	X	X	X	X	X	X	X	X	
					X	X	X	X	X	X	X	X	X	X	X	
					X	X	X	X	X	X	X	X	X	X	X	
					X	X	X	X	X	X	X	X	X	X	X	
					X	X	X	X	X	X	X	X	X	X	X	
					X	X	X	X	X	X	X	X	X	X	X	
					X	X	X	X	X	X	X	X	X	X	X	
					X	X	X	X	X	X	X	X	X	X	X	
					X	X	X	X	X	X	X	X	X	X	X	

**Special Instructions / Comments:**  
 \* JEE POC 2 1

---

**SHIPMENT RELEASE (client use)**

Released by: *[Signature]* Date & Time: 16/05/12  
 Received by: *[Signature]* Date & Time: 16/05/12  
 Temp:  Cooling Initiated  Yes  No  
 Verified by:  Date & Time:   
 Observations: Yes / No?  If Yes add SIF

\*\*Failure to complete all portions of this form may delay analysis. \*\*TAT may vary dependant on complexity of analysis and lab workload at time of submission. Please contact the lab to confirm TATs. Any known or suspected hazards relating to a sample must be noted on the chain of custody in the comments section. By use of the form the user acknowledges and agrees with the Terms and Conditions as specified on the back page.

TY-FM-0204g v.2 Analytical COC





TREASURY METALS INC.  
ATTN: Mac Potter  
P.O. Box 789  
Dryden ON P8N 2Z4

Date Received: 22-JUN-12  
Report Date: 05-JUL-12 08:44 (MT)  
Version: FINAL

Client Phone: 807-938-6961

## Certificate of Analysis

**Lab Work Order #:** L1166467  
**Project P.O. #:** NOT SUBMITTED  
**Job Reference:**  
**C of C Numbers:** L1166467  
**Legal Site Desc:**

  
\_\_\_\_\_  
Karen Rutledge  
Account Manager

[This report shall not be reproduced except in full without the written authority of the Laboratory.]

ADDRESS: 1081 Barton Street, Thunder Bay, ON P7B 5N3 Canada | Phone: +1 807 623 6463 | Fax: +1 807 623 7598  
ALS CANADA LTD Part of the ALS Group A Campbell Brothers Limited Company

## ALS ENVIRONMENTAL ANALYTICAL REPORT

	Sample ID Description Sampled Date Sampled Time Client ID	L1166467-1 WATER 21-JUN-12 10:15 SW4	L1166467-2 WATER 21-JUN-12 11:30 SW6	L1166467-3 WATER 21-JUN-12 11:30 SW66	L1166467-4 WATER 21-JUN-12 11:45 SW5	L1166467-5 WATER 20-JUN-12 13:40 SW11
Grouping	Analyte					
<b>WATER</b>						
<b>Physical Tests</b>	Conductivity (EC) (uS/cm)	108	115	115	115	32.7
	Hardness (as CaCO3) (mg/L)	42	48	47	48	18
	pH (pH)	7.62	7.76	7.75	7.77	5.20
	Total Suspended Solids (mg/L)	8.3	2.6	<2.0	2.1	8.6
<b>Anions and Nutrients</b>	Acidity (as CaCO3) (mg/L)	2.0	4.0	3.4	2.2	14.6
	Alkalinity, Total (as CaCO3) (mg/L CaCO3)	43.0	44.3	44.3	44.3	<5.0
	Ammonia, Total (as N) (mg/L)	<0.020	<0.020	<0.020	<0.020	<0.020
	Chloride (Cl) (mg/L)	3.17	4.20	4.22	4.14	<0.10
	Nitrate (as N) (mg/L)	<0.030	<0.030	<0.030	<0.030	0.087
	Nitrite (as N) (mg/L)	<0.020	<0.020	<0.020	<0.020	<0.020
	Phosphorus (P)-Total (mg/L)	0.0273	0.0068	0.0071	0.0071	0.0142
	Sulfate (SO4) (mg/L)	1.74	2.85	2.80	2.76	0.38
<b>Cyanides</b>	Cyanide, Weak Acid Diss (mg/L)	<0.0020	<0.0020	<0.0020	<0.0020	0.0020
	Cyanide, Total (mg/L)	0.0030	0.0059	0.0049	0.0053	0.0066
	Cyanide, Free (mg/L)	<0.0050	<0.0050	<0.0050	<0.0050	<0.0050
<b>Total Metals</b>	Aluminum (Al)-Total (mg/L)	0.224	0.024	0.021	0.023	0.885
	Antimony (Sb)-Total (mg/L)	<0.0050	<0.0050	<0.0050	<0.0050	<0.0050
	Arsenic (As)-Total (mg/L)	<0.0010	<0.0010	<0.0010	<0.0010	0.0011
	Barium (Ba)-Total (mg/L)	0.010	<0.010	<0.010	<0.010	0.011
	Beryllium (Be)-Total (mg/L)	<0.0010	<0.0010	<0.0010	<0.0010	<0.0010
	Bismuth (Bi)-Total (mg/L)	<0.0010	<0.0010	0.0012	<0.0010	<0.0010
	Boron (B)-Total (mg/L)	<0.050	<0.050	<0.050	<0.050	<0.050
	Cadmium (Cd)-Total (mg/L)	<0.000090	<0.000090	<0.000090	<0.000090	<0.000090
	Calcium (Ca)-Total (mg/L)	13.1	13.5	12.9	13.2	5.36
	Chromium (Cr)-Total (mg/L)	<0.00050	<0.00050	<0.00050	<0.00050	0.00162
	Cobalt (Co)-Total (mg/L)	<0.00050	<0.00050	<0.00050	<0.00050	0.00061
	Copper (Cu)-Total (mg/L)	0.0018	0.0011	0.0010	<0.0010	0.0013
	Iron (Fe)-Total (mg/L)	0.298	<0.050	<0.050	<0.050	1.84
	Lead (Pb)-Total (mg/L)	<0.0010	<0.0010	<0.0010	<0.0010	<0.0010
	Magnesium (Mg)-Total (mg/L)	2.32	2.70	2.55	2.62	1.22
	Manganese (Mn)-Total (mg/L)	0.0127	0.0038	0.0037	0.0026	0.0367
	Mercury (Hg)-Total (mg/L)	<0.000010	<0.000010	<0.000010	<0.000010	<0.000010
	Molybdenum (Mo)-Total (mg/L)	<0.0010	<0.0010	<0.0010	<0.0010	<0.0010
	Nickel (Ni)-Total (mg/L)	<0.0020	<0.0020	<0.0020	<0.0020	<0.0020
	Potassium (K)-Total (mg/L)	<1.0	<1.0	<1.0	<1.0	<1.0
	Selenium (Se)-Total (mg/L)	<0.00040	<0.00040	<0.00040	<0.00040	<0.00040
Silicon (Si)-Total (mg/L)	1.1	<1.0	<1.0	<1.0	4.1	

\* Please refer to the Reference Information section for an explanation of any qualifiers detected.

## ALS ENVIRONMENTAL ANALYTICAL REPORT

		Sample ID	L1166467-6	L1166467-7	L1166467-8	L1166467-9	L1166467-10
		Description	WATER	WATER	WATER	WATER	WATER
		Sampled Date	20-JUN-12	20-JUN-12	20-JUN-12	20-JUN-12	20-JUN-12
		Sampled Time	14:10	11:30	10:00	10:10	08:20
		Client ID	SW9	SW8	TL1A	TL2A	TL3
Grouping	Analyte						
<b>WATER</b>							
<b>Physical Tests</b>	Conductivity (EC) (uS/cm)		96.8	48.3	55.6	114	81.5
	Hardness (as CaCO3) (mg/L)		51	27	31	63	44
	pH (pH)		7.08	6.97	6.74	6.95	7.16
	Total Suspended Solids (mg/L)		2.0	49.5	5.3	4.9	10.7
<b>Anions and Nutrients</b>	Acidity (as CaCO3) (mg/L)		4.4	3.4	4.8	7.2	3.0
	Alkalinity, Total (as CaCO3) (mg/L CaCO3)		43.3	18.3	22.3	50.2	34.5
	Ammonia, Total (as N) (mg/L)		<0.020	<0.020	<0.020	<0.020	0.029
	Chloride (Cl) (mg/L)		<0.10	<0.10	0.19	0.15	0.44
	Nitrate (as N) (mg/L)		<0.030	0.046	<0.030	<0.030	<0.030
	Nitrite (as N) (mg/L)		<0.020	<0.020	<0.020	<0.020	<0.020
	Phosphorus (P)-Total (mg/L)		0.0089	0.0203	0.0366	0.0360	0.0222
	Sulfate (SO4) (mg/L)		<0.30	1.42	0.44	0.68	0.66
<b>Cyanides</b>	Cyanide, Weak Acid Diss (mg/L)		<0.0020	<0.0020	<0.0020	<0.0020	<0.0020
	Cyanide, Total (mg/L)		0.0059	0.0056	0.0065	0.0063	0.0055
	Cyanide, Free (mg/L)		<0.0050	<0.0050	<0.0050	<0.0050	<0.0050
<b>Total Metals</b>	Aluminum (Al)-Total (mg/L)		0.142	0.500	0.211	0.197	0.253
	Antimony (Sb)-Total (mg/L)		<0.0050	<0.0050	<0.0050	<0.0050	<0.0050
	Arsenic (As)-Total (mg/L)		<0.0010	0.0010	<0.0010	0.0011	<0.0010
	Barium (Ba)-Total (mg/L)		0.011	0.012	<0.010	0.014	0.011
	Beryllium (Be)-Total (mg/L)		<0.0010	<0.0010	<0.0010	<0.0010	<0.0010
	Bismuth (Bi)-Total (mg/L)		<0.0010	<0.0010	<0.0010	<0.0010	<0.0010
	Boron (B)-Total (mg/L)		<0.050	<0.050	<0.050	<0.050	<0.050
	Cadmium (Cd)-Total (mg/L)		<0.000090	<0.000090	<0.000090	<0.000090	<0.000090
	Calcium (Ca)-Total (mg/L)		14.8	9.06	9.09	16.4	12.5
	Chromium (Cr)-Total (mg/L)		<0.00050	0.00113	0.00051	<0.00050	0.00057
	Cobalt (Co)-Total (mg/L)		<0.00050	<0.00050	0.00054	0.00058	<0.00050
	Copper (Cu)-Total (mg/L)		<0.0010	0.0021	<0.0010	0.0011	0.0015
	Iron (Fe)-Total (mg/L)		0.316	1.16	1.13	1.04	0.825
	Lead (Pb)-Total (mg/L)		<0.0010	<0.0010	<0.0010	<0.0010	<0.0010
	Magnesium (Mg)-Total (mg/L)		3.28	1.45	2.20	4.85	3.24
	Manganese (Mn)-Total (mg/L)		0.0261	0.0495	0.137	0.194	0.0403
	Mercury (Hg)-Total (mg/L)		<0.000010	<0.000010	<0.000010	<0.000010	<0.000010
	Molybdenum (Mo)-Total (mg/L)		<0.0010	<0.0010	<0.0010	<0.0010	<0.0010
	Nickel (Ni)-Total (mg/L)		<0.0020	<0.0020	<0.0020	<0.0020	<0.0020
	Potassium (K)-Total (mg/L)		<1.0	<1.0	<1.0	1.3	<1.0
	Selenium (Se)-Total (mg/L)		<0.00040	<0.00040	0.00052	<0.00040	0.00046
	Silicon (Si)-Total (mg/L)		4.3	3.4	3.3	2.7	3.5

\* Please refer to the Reference Information section for an explanation of any qualifiers detected.

## ALS ENVIRONMENTAL ANALYTICAL REPORT

		Sample ID	L1166467-11	L1166467-12	L1166467-13	L1166467-14	L1166467-15
		Description	WATER	WATER	WATER	WATER	WATER
		Sampled Date	20-JUN-12	20-JUN-12	20-JUN-12	20-JUN-12	20-JUN-12
		Sampled Time	09:35	08:10	09:00	07:10	11:00
		Client ID	JCTA	SW2	SW1	SW3	SW7
Grouping	Analyte						
<b>WATER</b>							
<b>Physical Tests</b>	Conductivity (EC) (uS/cm)		75.1	132	87.4	127	107
	Hardness (as CaCO3) (mg/L)		42	67	43	49	52
	pH (pH)		7.00	7.41	7.02	6.98	7.61
	Total Suspended Solids (mg/L)		4.3	92.7	3.9	2.7	22.2
<b>Anions and Nutrients</b>	Acidity (as CaCO3) (mg/L)		3.8	3.0	4.0	4.8	3.0
	Alkalinity, Total (as CaCO3) (mg/L CaCO3)		31.4	58.4	38.5	40.7	50.0
	Ammonia, Total (as N) (mg/L)		<0.020	<0.020	<0.020	<0.020	<0.020
	Chloride (Cl) (mg/L)		0.32	1.95	0.14	9.19	<0.10
	Nitrate (as N) (mg/L)		<0.030	0.031	<0.030	<0.030	<0.030
	Nitrite (as N) (mg/L)		<0.020	<0.020	<0.020	<0.020	<0.020
	Phosphorus (P)-Total (mg/L)		0.0149	0.0984	0.0095	0.0176	0.0156
	Sulfate (SO4) (mg/L)		0.57	0.58	0.63	2.03	0.39
<b>Cyanides</b>	Cyanide, Weak Acid Diss (mg/L)		0.0020	<0.0020	<0.0020	<0.0020	<0.0020
	Cyanide, Total (mg/L)		0.0065	0.0060	0.0067	0.0060	0.0049
	Cyanide, Free (mg/L)		<0.0050	<0.0050	<0.0050	<0.0050	<0.0050
<b>Total Metals</b>	Aluminum (Al)-Total (mg/L)		0.164	0.654	0.063	0.065	0.130
	Antimony (Sb)-Total (mg/L)		<0.0050	<0.0050	<0.0050	<0.0050	<0.0050
	Arsenic (As)-Total (mg/L)		<0.0010	<0.0010	<0.0010	<0.0010	<0.0010
	Barium (Ba)-Total (mg/L)		<0.010	0.025	<0.010	<0.010	0.018
	Beryllium (Be)-Total (mg/L)		<0.0010	<0.0010	<0.0010	<0.0010	<0.0010
	Bismuth (Bi)-Total (mg/L)		<0.0010	<0.0010	<0.0010	<0.0010	<0.0010
	Boron (B)-Total (mg/L)		<0.050	<0.050	<0.050	<0.050	<0.050
	Cadmium (Cd)-Total (mg/L)		<0.000090	<0.000090	<0.000090	<0.000090	<0.000090
	Calcium (Ca)-Total (mg/L)		11.1	18.3	13.2	13.8	18.4
	Chromium (Cr)-Total (mg/L)		<0.00050	0.00158	<0.00050	<0.00050	<0.00050
	Cobalt (Co)-Total (mg/L)		<0.00050	0.00102	<0.00050	<0.00050	<0.00050
	Copper (Cu)-Total (mg/L)		<0.0010	0.0028	<0.0010	0.0010	<0.0010
	Iron (Fe)-Total (mg/L)		0.872	1.77	0.490	0.296	0.509
	Lead (Pb)-Total (mg/L)		<0.0010	<0.0010	<0.0010	<0.0010	<0.0010
	Magnesium (Mg)-Total (mg/L)		2.64	4.83	2.16	3.22	1.48
	Manganese (Mn)-Total (mg/L)		0.0695	0.157	0.0597	0.0362	0.0832
	Mercury (Hg)-Total (mg/L)		<0.000010	<0.000010	<0.000010	<0.000010	<0.000010
	Molybdenum (Mo)-Total (mg/L)		<0.0010	<0.0010	<0.0010	<0.0010	<0.0010
	Nickel (Ni)-Total (mg/L)		<0.0020	0.0023	<0.0020	<0.0020	<0.0020
	Potassium (K)-Total (mg/L)		<1.0	1.0	<1.0	<1.0	<1.0
	Selenium (Se)-Total (mg/L)		0.00044	<0.00040	<0.00040	<0.00040	<0.00040
	Silicon (Si)-Total (mg/L)		3.0	3.6	3.1	1.9	3.7

\* Please refer to the Reference Information section for an explanation of any qualifiers detected.

## ALS ENVIRONMENTAL ANALYTICAL REPORT

		Sample ID	L1166467-16	L1166467-17	L1166467-18
		Description	WATER	WATER	WATER
		Sampled Date	20-JUN-12	20-JUN-12	20-JUN-12
		Sampled Time	12:00	16:00	07:10
		Client ID	SW10	FIELD BLANK	TRAVEL BLANK
Grouping	Analyte				
<b>WATER</b>					
<b>Physical Tests</b>	Conductivity (EC) (uS/cm)	47.5	<3.0	<3.0	
	Hardness (as CaCO3) (mg/L)	27	<10	<10	
	pH (pH)	6.75	5.70	5.44	
	Total Suspended Solids (mg/L)	31.5	<2.0	<2.0	
<b>Anions and Nutrients</b>	Acidity (as CaCO3) (mg/L)	4.2	<2.0	<2.0	
	Alkalinity, Total (as CaCO3) (mg/L CaCO3)	18.4	<5.0	<5.0	
	Ammonia, Total (as N) (mg/L)	<0.020	<0.020	<0.020	
	Chloride (Cl) (mg/L)	<0.10	<0.10	<0.10	
	Nitrate (as N) (mg/L)	<0.030	<0.030	<0.030	
	Nitrite (as N) (mg/L)	<0.020	<0.020	<0.020	
	Phosphorus (P)-Total (mg/L)	0.0111	<0.0050	<0.0050	
	Sulfate (SO4) (mg/L)	0.83	<0.30	<0.30	
<b>Cyanides</b>	Cyanide, Weak Acid Diss (mg/L)	<0.0020	<0.0020	<0.0020	
	Cyanide, Total (mg/L)	0.0058	<0.0020	<0.0020	
	Cyanide, Free (mg/L)	<0.0050	<0.0050	<0.0050	
<b>Total Metals</b>	Aluminum (Al)-Total (mg/L)	0.335	<0.010	<0.010	
	Antimony (Sb)-Total (mg/L)	<0.0050	<0.0050	<0.0050	
	Arsenic (As)-Total (mg/L)	<0.0010	<0.0010	<0.0010	
	Barium (Ba)-Total (mg/L)	0.012	<0.010	<0.010	
	Beryllium (Be)-Total (mg/L)	<0.0010	<0.0010	<0.0010	
	Bismuth (Bi)-Total (mg/L)	0.0014	<0.0010	<0.0010	
	Boron (B)-Total (mg/L)	<0.050	<0.050	<0.050	
	Cadmium (Cd)-Total (mg/L)	<0.000090	<0.000090	<0.000090	
	Calcium (Ca)-Total (mg/L)	9.08	<0.50	<0.50	
	Chromium (Cr)-Total (mg/L)	0.00083	<0.00050	<0.00050	
	Cobalt (Co)-Total (mg/L)	<0.00050	<0.00050	<0.00050	
	Copper (Cu)-Total (mg/L)	<0.0010	<0.0010	<0.0010	
	Iron (Fe)-Total (mg/L)	1.33	<0.050	<0.050	
	Lead (Pb)-Total (mg/L)	<0.0010	<0.0010	<0.0010	
	Magnesium (Mg)-Total (mg/L)	1.24	<0.50	<0.50	
	Manganese (Mn)-Total (mg/L)	0.0300	<0.0010	<0.0010	
	Mercury (Hg)-Total (mg/L)	<0.000010	<0.000010	<0.000010	
	Molybdenum (Mo)-Total (mg/L)	<0.0010	<0.0010	<0.0010	
	Nickel (Ni)-Total (mg/L)	<0.0020	<0.0020	<0.0020	
	Potassium (K)-Total (mg/L)	<1.0	<1.0	<1.0	
	Selenium (Se)-Total (mg/L)	<0.00040	<0.00040	<0.00040	
	Silicon (Si)-Total (mg/L)	3.9	<1.0	<1.0	

\* Please refer to the Reference Information section for an explanation of any qualifiers detected.

## ALS ENVIRONMENTAL ANALYTICAL REPORT

Sample ID Description Sampled Date Sampled Time Client ID		L1166467-1 WATER 21-JUN-12 10:15 SW4	L1166467-2 WATER 21-JUN-12 11:30 SW6	L1166467-3 WATER 21-JUN-12 11:30 SW66	L1166467-4 WATER 21-JUN-12 11:45 SW5	L1166467-5 WATER 20-JUN-12 13:40 SW11
Grouping	Analyte					
<b>WATER</b>						
<b>Total Metals</b>	Silver (Ag)-Total (mg/L)	<0.00010	<0.00010	<0.00010	<0.00010	<0.00010
	Sodium (Na)-Total (mg/L)	2.42	2.85	2.70	2.78	0.88
	Strontium (Sr)-Total (mg/L)	0.0246	0.0276	0.0271	0.0264	0.0150
	Thallium (Tl)-Total (mg/L)	<0.00030	<0.00030	<0.00030	<0.00030	<0.00030
	Tin (Sn)-Total (mg/L)	<0.0010	<0.0010	<0.0010	<0.0010	<0.0010
	Titanium (Ti)-Total (mg/L)	0.0066	<0.0020	<0.0020	<0.0020	0.0312
	Tungsten (W)-Total (mg/L)	<0.010	<0.010	<0.010	<0.010	<0.010
	Uranium (U)-Total (mg/L)	<0.0050	<0.0050	<0.0050	<0.0050	<0.0050
	Vanadium (V)-Total (mg/L)	<0.0010	<0.0010	<0.0010	<0.0010	0.0017
	Zinc (Zn)-Total (mg/L)	<0.0030	<0.0030	<0.0030	<0.0030	0.0060
	Zirconium (Zr)-Total (mg/L)	<0.0040	<0.0040	<0.0040	<0.0040	<0.0040
<b>Dissolved Metals</b>	Aluminum (Al)-Dissolved (mg/L)	0.011	<0.010	<0.010	<0.010	0.546
	Antimony (Sb)-Dissolved (mg/L)	<0.0050	<0.0050	<0.0050	<0.0050	<0.0050
	Arsenic (As)-Dissolved (mg/L)	<0.0010	<0.0010	<0.0010	<0.0010	0.0010
	Barium (Ba)-Dissolved (mg/L)	<0.010	<0.010	<0.010	<0.010	<0.010
	Beryllium (Be)-Dissolved (mg/L)	<0.0010	<0.0010	<0.0010	<0.0010	<0.0010
	Bismuth (Bi)-Dissolved (mg/L)	<0.0010	<0.0010	<0.0010	<0.0010	<0.0010
	Boron (B)-Dissolved (mg/L)	<0.050	<0.050	<0.050	<0.050	<0.050
	Cadmium (Cd)-Dissolved (mg/L)	<0.000090	<0.000090	<0.000090	<0.000090	<0.000090
	Calcium (Ca)-Dissolved (mg/L)	13.2	13.9	13.6	13.9	5.17
	Chromium (Cr)-Dissolved (mg/L)	<0.00050	<0.00050	<0.00050	<0.00050	<0.00050
	Cobalt (Co)-Dissolved (mg/L)	<0.00050	<0.00050	<0.00050	<0.00050	<0.00050
	Copper (Cu)-Dissolved (mg/L)	0.0034	<0.0010	<0.0010	<0.0010	<0.0010
	Iron (Fe)-Dissolved (mg/L)	<0.050	<0.050	<0.050	<0.050	1.25
	Lead (Pb)-Dissolved (mg/L)	<0.0010	<0.0010	<0.0010	<0.0010	<0.0010
	Magnesium (Mg)-Dissolved (mg/L)	2.52	3.18	3.05	3.19	1.13
	Manganese (Mn)-Dissolved (mg/L)	0.0016	0.0025	0.0021	<0.0010	0.0309
	Mercury (Hg)-Dissolved (mg/L)	<0.000010	<0.000010	<0.000010	<0.000010	<0.000010
	Molybdenum (Mo)-Dissolved (mg/L)	<0.0010	<0.0010	<0.0010	<0.0010	<0.0010
	Nickel (Ni)-Dissolved (mg/L)	<0.0020	<0.0020	<0.0020	<0.0020	<0.0020
	Phosphorus (P)-Dissolved (mg/L)	<0.050	<0.050	<0.050	<0.050	<0.050
	Potassium (K)-Dissolved (mg/L)	<1.0	<1.0	<1.0	<1.0	<1.0
	Selenium (Se)-Dissolved (mg/L)	<0.00040	<0.00040	<0.00040	<0.00040	0.00054
	Silicon (Si)-Dissolved (mg/L)	1.2	<1.0	<1.0	<1.0	3.8
	Silver (Ag)-Dissolved (mg/L)	<0.00010	<0.00010	<0.00010	<0.00010	<0.00010
	Sodium (Na)-Dissolved (mg/L)	2.51	3.27	3.23	3.33	0.93
	Strontium (Sr)-Dissolved (mg/L)	0.0237	0.0274	0.0264	0.0274	0.0133

\* Please refer to the Reference Information section for an explanation of any qualifiers detected.

## ALS ENVIRONMENTAL ANALYTICAL REPORT

Sample ID Description Sampled Date Sampled Time Client ID		L1166467-6 WATER 20-JUN-12 14:10 SW9	L1166467-7 WATER 20-JUN-12 11:30 SW8	L1166467-8 WATER 20-JUN-12 10:00 TL1A	L1166467-9 WATER 20-JUN-12 10:10 TL2A	L1166467-10 WATER 20-JUN-12 08:20 TL3
Grouping	Analyte					
<b>WATER</b>						
<b>Total Metals</b>	Silver (Ag)-Total (mg/L)	<0.00010	<0.00010	<0.00010	<0.00010	<0.00010
	Sodium (Na)-Total (mg/L)	1.57	0.86	1.09	2.11	1.48
	Strontium (Sr)-Total (mg/L)	0.0329	0.0207	0.0204	0.0373	0.0271
	Thallium (Tl)-Total (mg/L)	<0.00030	<0.00030	<0.00030	<0.00030	<0.00030
	Tin (Sn)-Total (mg/L)	<0.0010	<0.0010	<0.0010	<0.0010	<0.0010
	Titanium (Ti)-Total (mg/L)	0.0029	0.0122	0.0050	0.0068	0.0074
	Tungsten (W)-Total (mg/L)	<0.010	<0.010	<0.010	<0.010	<0.010
	Uranium (U)-Total (mg/L)	<0.0050	<0.0050	<0.0050	<0.0050	<0.0050
	Vanadium (V)-Total (mg/L)	<0.0010	0.0023	<0.0010	<0.0010	0.0011
	Zinc (Zn)-Total (mg/L)	0.0035	0.0036	<0.0030	0.0039	<0.0030
	Zirconium (Zr)-Total (mg/L)	<0.0040	<0.0040	<0.0040	<0.0040	<0.0040
<b>Dissolved Metals</b>	Aluminum (Al)-Dissolved (mg/L)	0.150	0.272	0.187	0.112	0.122
	Antimony (Sb)-Dissolved (mg/L)	<0.0050	<0.0050	<0.0050	<0.0050	<0.0050
	Arsenic (As)-Dissolved (mg/L)	<0.0010	<0.0010	<0.0010	0.0012	<0.0010
	Barium (Ba)-Dissolved (mg/L)	0.012	<0.010	<0.010	0.013	<0.010
	Beryllium (Be)-Dissolved (mg/L)	<0.0010	<0.0010	<0.0010	<0.0010	<0.0010
	Bismuth (Bi)-Dissolved (mg/L)	<0.0010	<0.0010	<0.0010	<0.0010	<0.0010
	Boron (B)-Dissolved (mg/L)	<0.050	<0.050	<0.050	<0.050	<0.050
	Cadmium (Cd)-Dissolved (mg/L)	<0.000090	<0.000090	<0.000090	<0.000090	<0.000090
	Calcium (Ca)-Dissolved (mg/L)	14.7	8.45	8.81	17.1	12.4
	Chromium (Cr)-Dissolved (mg/L)	<0.00050	<0.00050	<0.00050	<0.00050	<0.00050
	Cobalt (Co)-Dissolved (mg/L)	<0.00050	<0.00050	0.00051	<0.00050	<0.00050
	Copper (Cu)-Dissolved (mg/L)	<0.0010	0.0012	<0.0010	<0.0010	<0.0010
	Iron (Fe)-Dissolved (mg/L)	0.211	0.559	0.740	0.494	0.491
	Lead (Pb)-Dissolved (mg/L)	<0.0010	<0.0010	<0.0010	<0.0010	<0.0010
	Magnesium (Mg)-Dissolved (mg/L)	3.59	1.46	2.14	4.90	3.20
	Manganese (Mn)-Dissolved (mg/L)	0.0179	0.0187	0.116	0.0772	0.0179
	Mercury (Hg)-Dissolved (mg/L)	<0.000010	<0.000010	<0.000010	<0.000010	<0.000010
	Molybdenum (Mo)-Dissolved (mg/L)	<0.0010	<0.0010	<0.0010	<0.0010	<0.0010
	Nickel (Ni)-Dissolved (mg/L)	<0.0020	<0.0020	<0.0020	<0.0020	<0.0020
	Phosphorus (P)-Dissolved (mg/L)	<0.050	<0.050	<0.050	<0.050	<0.050
	Potassium (K)-Dissolved (mg/L)	<1.0	<1.0	<1.0	1.3	<1.0
	Selenium (Se)-Dissolved (mg/L)	<0.00040	<0.00040	<0.00040	<0.00040	<0.00040
	Silicon (Si)-Dissolved (mg/L)	5.2	3.7	3.5	2.9	3.7
	Silver (Ag)-Dissolved (mg/L)	<0.00010	<0.00010	<0.00010	<0.00010	<0.00010
	Sodium (Na)-Dissolved (mg/L)	1.72	0.93	1.05	2.15	1.46
	Strontium (Sr)-Dissolved (mg/L)	0.0330	0.0183	0.0216	0.0391	0.0281

\* Please refer to the Reference Information section for an explanation of any qualifiers detected.

## ALS ENVIRONMENTAL ANALYTICAL REPORT

		Sample ID	L1166467-11	L1166467-12	L1166467-13	L1166467-14	L1166467-15
		Description	WATER	WATER	WATER	WATER	WATER
		Sampled Date	20-JUN-12	20-JUN-12	20-JUN-12	20-JUN-12	20-JUN-12
		Sampled Time	09:35	08:10	09:00	07:10	11:00
		Client ID	JCTA	SW2	SW1	SW3	SW7
Grouping	Analyte						
<b>WATER</b>							
<b>Total Metals</b>	Silver (Ag)-Total (mg/L)		<0.00010	<0.00010	<0.00010	<0.00010	<0.00010
	Sodium (Na)-Total (mg/L)		1.21	2.27	1.12	6.01	0.77
	Strontium (Sr)-Total (mg/L)		0.0269	0.0366	0.0258	0.0318	0.0286
	Thallium (Tl)-Total (mg/L)		<0.00030	<0.00030	<0.00030	<0.00030	<0.00030
	Tin (Sn)-Total (mg/L)		<0.0010	<0.0010	<0.0010	<0.0010	<0.0010
	Titanium (Ti)-Total (mg/L)		0.0046	0.0194	0.0022	0.0020	0.0074
	Tungsten (W)-Total (mg/L)		<0.010	<0.010	<0.010	<0.010	<0.010
	Uranium (U)-Total (mg/L)		<0.0050	<0.0050	<0.0050	<0.0050	<0.0050
	Vanadium (V)-Total (mg/L)		<0.0010	0.0028	<0.0010	<0.0010	<0.0010
	Zinc (Zn)-Total (mg/L)		0.0031	0.0076	<0.0030	<0.0030	<0.0030
	Zirconium (Zr)-Total (mg/L)		<0.0040	<0.0040	<0.0040	<0.0040	<0.0040
<b>Dissolved Metals</b>	Aluminum (Al)-Dissolved (mg/L)		0.138	0.072	0.027	0.027	<0.010
	Antimony (Sb)-Dissolved (mg/L)		<0.0050	<0.0050	<0.0050	<0.0050	<0.0050
	Arsenic (As)-Dissolved (mg/L)		<0.0010	<0.0010	<0.0010	<0.0010	<0.0010
	Barium (Ba)-Dissolved (mg/L)		<0.010	0.013	<0.010	<0.010	0.017
	Beryllium (Be)-Dissolved (mg/L)		<0.0010	<0.0010	<0.0010	<0.0010	<0.0010
	Bismuth (Bi)-Dissolved (mg/L)		<0.0010	<0.0010	<0.0010	<0.0010	<0.0010
	Boron (B)-Dissolved (mg/L)		<0.050	<0.050	<0.050	<0.050	<0.050
	Cadmium (Cd)-Dissolved (mg/L)		<0.000090	<0.000090	<0.000090	<0.000090	<0.000090
	Calcium (Ca)-Dissolved (mg/L)		11.7	18.5	13.5	13.8	18.2
	Chromium (Cr)-Dissolved (mg/L)		<0.00050	<0.00050	<0.00050	<0.00050	<0.00050
	Cobalt (Co)-Dissolved (mg/L)		<0.00050	<0.00050	<0.00050	<0.00050	<0.00050
	Copper (Cu)-Dissolved (mg/L)		<0.0010	0.0013	<0.0010	<0.0010	<0.0010
	Iron (Fe)-Dissolved (mg/L)		0.590	0.559	0.228	0.146	0.070
	Lead (Pb)-Dissolved (mg/L)		<0.0010	<0.0010	<0.0010	<0.0010	<0.0010
	Magnesium (Mg)-Dissolved (mg/L)		3.03	5.12	2.32	3.42	1.54
	Manganese (Mn)-Dissolved (mg/L)		0.0551	0.0675	0.0399	0.0270	0.0200
	Mercury (Hg)-Dissolved (mg/L)		<0.000010	<0.000010	<0.000010	<0.000010	<0.000010
	Molybdenum (Mo)-Dissolved (mg/L)		<0.0010	<0.0010	<0.0010	<0.0010	<0.0010
	Nickel (Ni)-Dissolved (mg/L)		<0.0020	<0.0020	<0.0020	<0.0020	<0.0020
	Phosphorus (P)-Dissolved (mg/L)		<0.050	<0.050	<0.050	<0.050	<0.050
	Potassium (K)-Dissolved (mg/L)		<1.0	1.1	<1.0	<1.0	<1.0
	Selenium (Se)-Dissolved (mg/L)		0.00043	<0.00040	<0.00040	<0.00040	<0.00040
	Silicon (Si)-Dissolved (mg/L)		3.6	3.6	3.6	2.1	4.2
	Silver (Ag)-Dissolved (mg/L)		<0.00010	<0.00010	<0.00010	<0.00010	<0.00010
	Sodium (Na)-Dissolved (mg/L)		1.40	2.57	1.23	6.43	0.83
	Strontium (Sr)-Dissolved (mg/L)		0.0267	0.0348	0.0260	0.0312	0.0271

\* Please refer to the Reference Information section for an explanation of any qualifiers detected.



## ALS ENVIRONMENTAL ANALYTICAL REPORT

		Sample ID	L1166467-16	L1166467-17	L1166467-18
		Description	WATER	WATER	WATER
		Sampled Date	20-JUN-12	20-JUN-12	20-JUN-12
		Sampled Time	12:00	16:00	07:10
		Client ID	SW10	FIELD BLANK	TRAVEL BLANK
Grouping	Analyte				
<b>WATER</b>					
<b>Total Metals</b>	Silver (Ag)-Total (mg/L)	<0.00010	<0.00010	<0.00010	
	Sodium (Na)-Total (mg/L)	0.96	<0.50	<0.50	
	Strontium (Sr)-Total (mg/L)	0.0206	<0.0010	<0.0010	
	Thallium (Tl)-Total (mg/L)	<0.00030	<0.00030	<0.00030	
	Tin (Sn)-Total (mg/L)	<0.0010	<0.0010	<0.0010	
	Titanium (Ti)-Total (mg/L)	0.0059	<0.0020	<0.0020	
	Tungsten (W)-Total (mg/L)	<0.010	<0.010	<0.010	
	Uranium (U)-Total (mg/L)	<0.0050	<0.0050	<0.0050	
	Vanadium (V)-Total (mg/L)	0.0011	<0.0010	<0.0010	
	Zinc (Zn)-Total (mg/L)	0.0051	<0.0030	<0.0030	
	Zirconium (Zr)-Total (mg/L)	0.0058	<0.0040	<0.0040	
<b>Dissolved Metals</b>	Aluminum (Al)-Dissolved (mg/L)	0.331	<0.010	<0.010	
	Antimony (Sb)-Dissolved (mg/L)	<0.0050	<0.0050	<0.0050	
	Arsenic (As)-Dissolved (mg/L)	<0.0010	<0.0010	<0.0010	
	Barium (Ba)-Dissolved (mg/L)	0.012	<0.010	<0.010	
	Beryllium (Be)-Dissolved (mg/L)	<0.0010	<0.0010	<0.0010	
	Bismuth (Bi)-Dissolved (mg/L)	<0.0010	<0.0010	<0.0010	
	Boron (B)-Dissolved (mg/L)	<0.050	<0.050	<0.050	
	Cadmium (Cd)-Dissolved (mg/L)	<0.000090	<0.000090	<0.000090	
	Calcium (Ca)-Dissolved (mg/L)	8.81	<0.50	<0.50	
	Chromium (Cr)-Dissolved (mg/L)	<0.00050	<0.00050	<0.00050	
	Cobalt (Co)-Dissolved (mg/L)	<0.00050	<0.00050	<0.00050	
	Copper (Cu)-Dissolved (mg/L)	<0.0010	<0.0010	<0.0010	
	Iron (Fe)-Dissolved (mg/L)	0.964	<0.050	<0.050	
	Lead (Pb)-Dissolved (mg/L)	<0.0010	<0.0010	<0.0010	
	Magnesium (Mg)-Dissolved (mg/L)	1.28	<0.50	<0.50	
	Manganese (Mn)-Dissolved (mg/L)	0.0237	<0.0010	<0.0010	
	Mercury (Hg)-Dissolved (mg/L)	<0.000010	<0.000010	<0.000010	
	Molybdenum (Mo)-Dissolved (mg/L)	<0.0010	<0.0010	<0.0010	
	Nickel (Ni)-Dissolved (mg/L)	<0.0020	<0.0020	<0.0020	
	Phosphorus (P)-Dissolved (mg/L)	<0.050	<0.050	<0.050	
	Potassium (K)-Dissolved (mg/L)	<1.0	<1.0	<1.0	
	Selenium (Se)-Dissolved (mg/L)	<0.00040	<0.00040	<0.00040	
	Silicon (Si)-Dissolved (mg/L)	4.6	<1.0	<1.0	
	Silver (Ag)-Dissolved (mg/L)	<0.00010	<0.00010	<0.00010	
	Sodium (Na)-Dissolved (mg/L)	1.00	<0.50	<0.50	
	Strontium (Sr)-Dissolved (mg/L)	0.0194	<0.0010	<0.0010	

\* Please refer to the Reference Information section for an explanation of any qualifiers detected.

## ALS ENVIRONMENTAL ANALYTICAL REPORT

Sample ID	Description	Sampled Date	Sampled Time	Client ID	L1166467-1	L1166467-2	L1166467-3	L1166467-4	L1166467-5
					L1166467-1 WATER 21-JUN-12 10:15 SW4	L1166467-2 WATER 21-JUN-12 11:30 SW6	L1166467-3 WATER 21-JUN-12 11:30 SW66	L1166467-4 WATER 21-JUN-12 11:45 SW5	L1166467-5 WATER 20-JUN-12 13:40 SW11
Grouping	Analyte								
<b>WATER</b>									
<b>Dissolved Metals</b>	Thallium (Tl)-Dissolved (mg/L)	<0.00030	<0.00030	<0.00030	<0.00030	<0.00030	<0.00030	<0.00030	<0.00030
	Tin (Sn)-Dissolved (mg/L)	<0.0010	<0.0010	<0.0010	<0.0010	<0.0010	<0.0010	<0.0010	<0.0010
	Titanium (Ti)-Dissolved (mg/L)	<0.0020	<0.0020	<0.0020	<0.0020	<0.0020	<0.0020	<0.0020	0.0091
	Tungsten (W)-Dissolved (mg/L)	<0.010	<0.010	<0.010	<0.010	<0.010	<0.010	<0.010	<0.010
	Uranium (U)-Dissolved (mg/L)	<0.0050	<0.0050	<0.0050	<0.0050	<0.0050	<0.0050	<0.0050	<0.0050
	Vanadium (V)-Dissolved (mg/L)	<0.0010	<0.0010	<0.0010	<0.0010	<0.0010	<0.0010	<0.0010	<0.0010
	Zinc (Zn)-Dissolved (mg/L)	<0.0030	<0.0030	<0.0030	<0.0030	<0.0030	<0.0030	<0.0030	0.0087
	Zirconium (Zr)-Dissolved (mg/L)	<0.0040	<0.0040	<0.0040	<0.0040	<0.0040	<0.0040	<0.0040	<0.0040
<b>Aggregate Organics</b>	Oil and Grease, Total (mg/L)	<2.0	<2.0	<2.0	<2.0	<2.0	<2.0	<2.0	<2.0

\* Please refer to the Reference Information section for an explanation of any qualifiers detected.

## ALS ENVIRONMENTAL ANALYTICAL REPORT

Sample ID	Description	Sampled Date	Sampled Time	Client ID	L1166467-6	L1166467-7	L1166467-8	L1166467-9	L1166467-10
					WATER	WATER	WATER	WATER	WATER
		20-JUN-12	14:10	SW9	20-JUN-12	11:30	20-JUN-12	10:00	20-JUN-12
					SW8	SW8	TL1A	TL2A	TL3
Grouping	Analyte								
<b>WATER</b>									
<b>Dissolved Metals</b>	Thallium (Tl)-Dissolved (mg/L)	<0.00030	<0.00030	<0.00030	<0.00030	<0.00030	<0.00030	<0.00030	<0.00030
	Tin (Sn)-Dissolved (mg/L)	<0.0010	<0.0010	<0.0010	<0.0010	<0.0010	<0.0010	<0.0010	<0.0010
	Titanium (Ti)-Dissolved (mg/L)	0.0022	0.0035	0.0037	0.0023	0.0022			
	Tungsten (W)-Dissolved (mg/L)	<0.010	<0.010	<0.010	<0.010	<0.010	<0.010	<0.010	<0.010
	Uranium (U)-Dissolved (mg/L)	<0.0050	<0.0050	<0.0050	<0.0050	<0.0050	<0.0050	<0.0050	<0.0050
	Vanadium (V)-Dissolved (mg/L)	<0.0010	<0.0010	<0.0010	<0.0010	<0.0010	<0.0010	<0.0010	<0.0010
	Zinc (Zn)-Dissolved (mg/L)	0.0042	<0.0030	0.0032	<0.0030	<0.0030	<0.0030	<0.0030	<0.0030
	Zirconium (Zr)-Dissolved (mg/L)	<0.0040	<0.0040	<0.0040	<0.0040	<0.0040	<0.0040	<0.0040	<0.0040
<b>Aggregate Organics</b>	Oil and Grease, Total (mg/L)	<2.0	<2.0	<2.0	<2.0	<2.0	<2.0	<2.0	<2.0

\* Please refer to the Reference Information section for an explanation of any qualifiers detected.

## ALS ENVIRONMENTAL ANALYTICAL REPORT

Sample ID	Description	Sampled Date	Sampled Time	Client ID	L1166467-11	L1166467-12	L1166467-13	L1166467-14	L1166467-15
					WATER	WATER	WATER	WATER	WATER
		20-JUN-12	09:35	JCTA	20-JUN-12	08:10	20-JUN-12	09:00	20-JUN-12
						SW2		SW1	
								SW3	
									SW7
Grouping	Analyte								
<b>WATER</b>									
<b>Dissolved Metals</b>	Thallium (Tl)-Dissolved (mg/L)	<0.00030	<0.00030	<0.00030	<0.00030	<0.00030	<0.00030	<0.00030	<0.00030
	Tin (Sn)-Dissolved (mg/L)	<0.0010	<0.0010	<0.0010	<0.0010	<0.0010	<0.0010	<0.0010	<0.0010
	Titanium (Ti)-Dissolved (mg/L)	0.0024	0.0027	<0.0020	<0.0020	<0.0020	<0.0020	<0.0020	<0.0020
	Tungsten (W)-Dissolved (mg/L)	<0.010	<0.010	<0.010	<0.010	<0.010	<0.010	<0.010	<0.010
	Uranium (U)-Dissolved (mg/L)	<0.0050	<0.0050	<0.0050	<0.0050	<0.0050	<0.0050	<0.0050	<0.0050
	Vanadium (V)-Dissolved (mg/L)	<0.0010	<0.0010	<0.0010	<0.0010	<0.0010	<0.0010	<0.0010	<0.0010
	Zinc (Zn)-Dissolved (mg/L)	0.0035	<0.0030	<0.0030	<0.0030	<0.0030	<0.0030	<0.0030	<0.0030
	Zirconium (Zr)-Dissolved (mg/L)	<0.0040	<0.0040	<0.0040	<0.0040	<0.0040	<0.0040	<0.0040	<0.0040
<b>Aggregate Organics</b>	Oil and Grease, Total (mg/L)	<2.0	<2.0	<2.0	<2.0	<2.0	<2.0	<2.0	<2.0

\* Please refer to the Reference Information section for an explanation of any qualifiers detected.

## ALS ENVIRONMENTAL ANALYTICAL REPORT

		Sample ID	L1166467-16	L1166467-17	L1166467-18		
		Description	WATER	WATER	WATER		
		Sampled Date	20-JUN-12	20-JUN-12	20-JUN-12		
		Sampled Time	12:00	16:00	07:10		
		Client ID	SW10	FIELD BLANK	TRAVEL BLANK		
Grouping	Analyte						
<b>WATER</b>							
<b>Dissolved Metals</b>	Thallium (Tl)-Dissolved (mg/L)	<0.00030	<0.00030	<0.00030			
	Tin (Sn)-Dissolved (mg/L)	<0.0010	<0.0010	<0.0010			
	Titanium (Ti)-Dissolved (mg/L)	0.0038	<0.0020	<0.0020			
	Tungsten (W)-Dissolved (mg/L)	<0.010	<0.010	<0.010			
	Uranium (U)-Dissolved (mg/L)	<0.0050	<0.0050	<0.0050			
	Vanadium (V)-Dissolved (mg/L)	<0.0010	<0.0010	<0.0010			
	Zinc (Zn)-Dissolved (mg/L)	0.0037	<0.0030	<0.0030			
	Zirconium (Zr)-Dissolved (mg/L)	<0.0040	<0.0040	<0.0040			
<b>Aggregate Organics</b>	Oil and Grease, Total (mg/L)	<2.0	<2.0	<2.0			

\* Please refer to the Reference Information section for an explanation of any qualifiers detected.

## Reference Information

## QC Samples with Qualifiers &amp; Comments:

QC Type Description	Parameter	Qualifier	Applies to Sample Number(s)
Duplicate	Sodium (Na)-Total	DLM	L1166467-1, -2, -3, -4
Duplicate	Strontium (Sr)-Total	DLM	L1166467-1, -2, -3, -4
Duplicate	Cyanide, Free	DLM	L1166467-1, -10, -11, -12, -13, -14, -15, -16, -17, -18, -2, -3, -4, -5, -6, -7, -8, -9
Matrix Spike	Aluminum (Al)-Total	MS-B	L1166467-11, -12, -13, -14, -15, -16, -17, -18, -5, -6, -7
Matrix Spike	Silicon (Si)-Total	MS-B	L1166467-11, -12, -13, -14, -15, -16, -17, -18, -5, -6, -7
Matrix Spike	Aluminum (Al)-Total	MS-B	L1166467-1, -2, -3, -4
Matrix Spike	Boron (B)-Total	MS-B	L1166467-1, -2, -3, -4
Matrix Spike	Calcium (Ca)-Total	MS-B	L1166467-1, -2, -3, -4
Matrix Spike	Magnesium (Mg)-Total	MS-B	L1166467-1, -2, -3, -4
Matrix Spike	Manganese (Mn)-Total	MS-B	L1166467-1, -2, -3, -4
Matrix Spike	Molybdenum (Mo)-Total	MS-B	L1166467-1, -2, -3, -4
Matrix Spike	Potassium (K)-Total	MS-B	L1166467-1, -2, -3, -4
Matrix Spike	Silicon (Si)-Total	MS-B	L1166467-1, -2, -3, -4
Matrix Spike	Sodium (Na)-Total	MS-B	L1166467-1, -2, -3, -4
Matrix Spike	Strontium (Sr)-Total	MS-B	L1166467-1, -2, -3, -4
Matrix Spike	Zinc (Zn)-Total	MS-B	L1166467-1, -2, -3, -4
Matrix Spike	Calcium (Ca)-Dissolved	MS-B	L1166467-1, -10, -11, -12, -13, -14, -15, -16, -17, -18, -2, -3, -4, -5, -6, -7, -8, -9
Matrix Spike	Magnesium (Mg)-Dissolved	MS-B	L1166467-1, -10, -11, -12, -13, -14, -15, -16, -17, -18, -2, -3, -4, -5, -6, -7, -8, -9
Matrix Spike	Potassium (K)-Dissolved	MS-B	L1166467-1, -10, -11, -12, -13, -14, -15, -16, -17, -18, -2, -3, -4, -5, -6, -7, -8, -9
Matrix Spike	Sodium (Na)-Dissolved	MS-B	L1166467-1, -10, -11, -12, -13, -14, -15, -16, -17, -18, -2, -3, -4, -5, -6, -7, -8, -9
Matrix Spike	Strontium (Sr)-Dissolved	MS-B	L1166467-1, -10, -11, -12, -13, -14, -15, -16, -17, -18, -2, -3, -4, -5, -6, -7, -8, -9

## Qualifiers for Individual Parameters Listed:

Qualifier	Description
DLM	Detection Limit Adjusted For Sample Matrix Effects
MS-B	Matrix Spike recovery could not be accurately calculated due to high analyte background in sample.

## Test Method References:

ALS Test Code	Matrix	Test Description	Method Reference**
<b>ACIDITY-TB</b>	Water	Acidity (as CaCO <sub>3</sub> )	APHA 2310 B-POTENTIOMETRIC TITRATION
Aqueous matrices are analyzed by potentiometry. Acidity reported includes acidity caused by hydrolyzable metals present in the sample.			
<b>ALK-TOT-CAP-TB</b>	Water	Alkalinity, Total (as CaCO <sub>3</sub> )	APHA 2320 B-Auto-Pot. Titration
<b>CL-IC-TB</b>	Water	Anions by Ion Chromatography	EPA 300.1 (modified)
Anions in aqueous matrices are analyzed using ion chromatography with conductivity and/or UV absorbance detectors.			
<b>CN-FREE-CFA-VA</b>	Water	Free Cyanide in water by CFA	ASTM 7237
This analysis is carried out using procedures adapted from ASTM Method 7237 "Free Cyanide with Flow Injection Analysis (FIA) Utilizing Gas Diffusion Separation and Amperometric Detection". Free cyanide is determined by in-line gas diffusion at pH 6 with final determination by colourimetric analysis.			
<b>CN-TOT-WT</b>	Water	Cyanide, Total	APHA 4500CN C E-STRONG ACID DIST COLORIM
Total cyanide is determined by the combination of UV digestion and distillation. Cyanide is converted to cyanogen chloride by reacting with chloramine-T, the cyanogen chloride then reacts with a combination of barbituric acid and isonicotinic acid to form a highly colored complex.			
When using this method, high levels of thiocyanate in samples can cause false positives at ~1-2% of the thiocyanate concentration. For samples with detectable cyanide analyzed by this method, ALS recommends analysis for thiocyanate to check for this potential interference			
<b>CN-WAD-WT</b>	Water	Cyanide, Weak Acid Diss	APHA 4500CN I-Weak acid Dist Colorimet
Weak acid dissociable cyanide (WAD) is determined by undergoing a distillation procedure. Cyanide is converted to cyanogen chloride by reacting with chloramine-T, the cyanogen chloride then reacts with a combination of barbituric acid and isonicotinic acid to form a highly colored complex.			
<b>EC-CAP-TB</b>	Water	Conductivity (EC)	APHA 2510 B-ELECTRODE
<b>ETL-HARDNESS-CALC-WT</b>	Water	Hardness (as CaCO <sub>3</sub> )	APHA 2340 B

## Reference Information

<b>HG-D-CVAF-TB</b>	Water	Dissolved Mercury in Water by CVAFS	EPA 245.7
<b>HG-T-CVAF-TB</b>	Water	Total Mercury in Water by CVAFS	EPA 245.7
<b>MET-DIS-WT</b>	Water	Metal Scan-Dissolved	EPA 200.8

The metal constituents of a non-acidified sample that pass through a membrane filter prior to ICP/MS analysis.

<b>MET-TOT-WT</b>	Water	Metal Scan-Total	EPA 200.8
-------------------	-------	------------------	-----------

The concentration of metals is determined on an unfiltered aqueous sample. The sample is digested with nitric acid and then analyzed directly by ICP-MS.

<b>NH3-COL-TB</b>	Water	Ammonia by Discrete Analyzer	APHA 4500-NH3 G. (modified)
-------------------	-------	------------------------------	-----------------------------

Ammonia in aqueous matrices is analyzed using discrete analyzer with colourimetric detection.

<b>NO2-IC-TB</b>	Water	Anions by Ion Chromatography	EPA 300.1 (modified)
------------------	-------	------------------------------	----------------------

Anions in aqueous matrices are analyzed using ion chromatography with conductivity and/or UV absorbance detectors.

<b>NO3-IC-TB</b>	Water	Anions by Ion Chromatography	EPA 300.1 (modified)
------------------	-------	------------------------------	----------------------

Anions in aqueous matrices are analyzed using ion chromatography with conductivity and/or UV absorbance detectors.

<b>OGG-TOT-WT</b>	Water	Oil and Grease, Total	APHA 5520 B
-------------------	-------	-----------------------	-------------

Sample is extracted with hexane, extract is then evaporated and the residue is weighed to determine total oil and grease.

<b>P-T-COL-TB</b>	Water	Total Phosphorus by Discrete Analyzer	APHA 4500-P B, F, G (modified)
-------------------	-------	---------------------------------------	--------------------------------

Phosphorus in aqueous matrices is analyzed using discrete Analyzer with colourimetric detection.

<b>PH-CAP-TB</b>	Water	pH	APHA 4500-H-ELECTRODE
------------------	-------	----	-----------------------

<b>SO4-IC-TB</b>	Water	Anions by Ion Chromatography	EPA 300.1 (modified)
------------------	-------	------------------------------	----------------------

Anions in aqueous matrices are analyzed using ion chromatography with conductivity and/or UV absorbance detectors.

<b>SOLIDS-TOTSUS-TB</b>	Water	Total Suspended Solids	APHA 2540 D (modified)
-------------------------	-------	------------------------	------------------------

Aqueous matrices are analyzed using gravimetry

\*\* ALS test methods may incorporate modifications from specified reference methods to improve performance.

*The last two letters of the above test code(s) indicate the laboratory that performed analytical analysis for that test. Refer to the list below:*

Laboratory Definition Code	Laboratory Location
VA	ALS ENVIRONMENTAL - VANCOUVER, BC, CANADA
TB	ALS ENVIRONMENTAL - THUNDER BAY, ONTARIO, CANADA
WT	ALS ENVIRONMENTAL - WATERLOO, ONTARIO, CANADA

### Chain of Custody Numbers:

L1166467

### GLOSSARY OF REPORT TERMS

*Surrogate - A compound that is similar in behaviour to target analyte(s), but that does not occur naturally in environmental samples. For applicable tests, surrogates are added to samples prior to analysis as a check on recovery.*

*mg/kg - milligrams per kilogram based on dry weight of sample.*

*mg/kg wwt - milligrams per kilogram based on wet weight of sample.*

*mg/kg lwt - milligrams per kilogram based on lipid-adjusted weight of sample.*

*mg/L - milligrams per litre.*

*< - Less than.*

*D.L. - The reported Detection Limit, also known as the Limit of Reporting (LOR).*

*N/A - Result not available. Refer to qualifier code and definition for explanation.*

*Test results reported relate only to the samples as received by the laboratory.*

*UNLESS OTHERWISE STATED, ALL SAMPLES WERE RECEIVED IN ACCEPTABLE CONDITION.*

*Analytical results in unsigned test reports with the DRAFT watermark are subject to change, pending final QC review.*



## Quality Control Report

Workorder: L1166467

Report Date: 05-JUL-12

Page 1 of 22

Client: TREASURY METALS INC.  
P.O. Box 789  
Dryden ON P8N 2Z4  
Contact: Mac Potter

Test	Matrix	Reference	Result	Qualifier	Units	RPD	Limit	Analyzed
<b>ACIDITY-TB</b>								
	<b>Water</b>							
<b>Batch</b>	<b>R2392041</b>							
<b>WG1500767-4</b>	<b>DUP</b>	<b>L1166467-16</b>						
Acidity (as CaCO3)		4.2	4.0		mg/L	4.9	20	04-JUL-12
<b>WG1500767-2</b>	<b>LCS</b>							
Acidity (as CaCO3)			105.6		%		85-115	04-JUL-12
<b>WG1500767-1</b>	<b>MB</b>							
Acidity (as CaCO3)			<2.0		mg/L		2	04-JUL-12
<b>ALK-TOT-CAP-TB</b>								
	<b>Water</b>							
<b>Batch</b>	<b>R2388109</b>							
<b>WG1495137-2</b>	<b>LCS</b>							
Alkalinity, Total (as CaCO3)			94.8		%		85-115	22-JUN-12
<b>WG1495137-1</b>	<b>MB</b>							
Alkalinity, Total (as CaCO3)			<5.0		mg/L CaCO3		5	22-JUN-12
<b>Batch</b>	<b>R2388817</b>							
<b>WG1495316-3</b>	<b>DUP</b>	<b>L1166467-15</b>						
Alkalinity, Total (as CaCO3)		50.0	50.0		mg/L CaCO3	0.1	20	23-JUN-12
<b>WG1495316-2</b>	<b>LCS</b>							
Alkalinity, Total (as CaCO3)			94.2		%		85-115	23-JUN-12
<b>WG1495316-1</b>	<b>MB</b>							
Alkalinity, Total (as CaCO3)			<5.0		mg/L CaCO3		5	23-JUN-12
<b>CL-IC-TB</b>								
	<b>Water</b>							
<b>Batch</b>	<b>R2387628</b>							
<b>WG1495913-2</b>	<b>LCS</b>							
Chloride (Cl)			99.6		%		90-110	22-JUN-12
<b>WG1495913-1</b>	<b>MB</b>							
Chloride (Cl)			<0.10		mg/L		0.1	22-JUN-12
<b>WG1495913-4</b>	<b>MS</b>	<b>L1166188-15</b>						
Chloride (Cl)			103.1		%		75-125	22-JUN-12
<b>WG1495913-6</b>	<b>MS</b>	<b>L1166593-2</b>						
Chloride (Cl)			101.5		%		75-125	22-JUN-12
<b>CN-FREE-CFA-VA</b>								
	<b>Water</b>							
<b>Batch</b>	<b>R2389904</b>							
<b>WG1497715-10</b>	<b>LCS</b>							
Cyanide, Free			97.7		%		80-120	27-JUN-12
<b>WG1497715-16</b>	<b>LCS</b>							
Cyanide, Free			98.2		%		80-120	27-JUN-12
<b>WG1497715-18</b>	<b>LCS</b>							
Cyanide, Free			98.4		%		80-120	27-JUN-12
<b>WG1497715-2</b>	<b>LCS</b>							





## Quality Control Report

Workorder: L1166467

Report Date: 05-JUL-12

Page 2 of 22

Test	Matrix	Reference	Result	Qualifier	Units	RPD	Limit	Analyzed
<b>CN-FREE-CFA-VA</b>								
	<b>Water</b>							
<b>Batch</b>	<b>R2389904</b>							
<b>WG1497715-2</b>	<b>LCS</b>							
Cyanide, Free			97.8		%		80-120	27-JUN-12
<b>WG1497715-21</b>	<b>LCS</b>							
Cyanide, Free			98.4		%		80-120	27-JUN-12
<b>WG1497715-25</b>	<b>LCS</b>							
Cyanide, Free			98.5		%		80-120	27-JUN-12
<b>WG1497715-27</b>	<b>LCS</b>							
Cyanide, Free			98.3		%		80-120	27-JUN-12
<b>WG1497715-29</b>	<b>LCS</b>							
Cyanide, Free			100.2		%		80-120	27-JUN-12
<b>WG1497715-6</b>	<b>LCS</b>							
Cyanide, Free			99.3		%		80-120	27-JUN-12
<b>WG1497715-1</b>	<b>MB</b>							
Cyanide, Free			<0.0050		mg/L		0.005	27-JUN-12
<b>WG1497715-15</b>	<b>MB</b>							
Cyanide, Free			<0.0050		mg/L		0.005	27-JUN-12
<b>WG1497715-17</b>	<b>MB</b>							
Cyanide, Free			<0.0050		mg/L		0.005	27-JUN-12
<b>WG1497715-20</b>	<b>MB</b>							
Cyanide, Free			<0.0050		mg/L		0.005	27-JUN-12
<b>WG1497715-24</b>	<b>MB</b>							
Cyanide, Free			<0.0050		mg/L		0.005	27-JUN-12
<b>WG1497715-26</b>	<b>MB</b>							
Cyanide, Free			<0.0050		mg/L		0.005	27-JUN-12
<b>WG1497715-28</b>	<b>MB</b>							
Cyanide, Free			<0.0050		mg/L		0.005	27-JUN-12
<b>WG1497715-5</b>	<b>MB</b>							
Cyanide, Free			<0.0050		mg/L		0.005	27-JUN-12
<b>WG1497715-9</b>	<b>MB</b>							
Cyanide, Free			<0.0050		mg/L		0.005	27-JUN-12
<b>WG1497715-12</b>	<b>MS</b>	<b>L1166892-1</b>						
Cyanide, Free			96.0		%		70-130	27-JUN-12
<b>WG1497715-14</b>	<b>MS</b>	<b>L1164338-2</b>						
Cyanide, Free			96.1		%		70-130	27-JUN-12
<b>WG1497715-23</b>	<b>MS</b>	<b>L1166351-5</b>						
Cyanide, Free			95.9		%		70-130	27-JUN-12
<b>WG1497715-4</b>	<b>MS</b>	<b>L1162942-5</b>						
Cyanide, Free			92.3		%		70-130	27-JUN-12
<b>CN-TOT-WT</b>	<b>Water</b>							



## Quality Control Report

Workorder: L1166467

Report Date: 05-JUL-12

Page 3 of 22

Test	Matrix	Reference	Result	Qualifier	Units	RPD	Limit	Analyzed
<b>CN-TOT-WT</b>		<b>Water</b>						
<b>Batch</b>	<b>R2391346</b>							
<b>WG1499188-4</b>	<b>CVS</b>							
Cyanide, Total			100.5		%		85-115	29-JUN-12
<b>WG1499188-2</b>	<b>DUP</b>	<b>L1166467-1</b>						
Cyanide, Total		0.0030	0.0030		mg/L	0.0	20	29-JUN-12
<b>WG1499188-3</b>	<b>LCS</b>							
Cyanide, Total			96.7		%		80-120	29-JUN-12
<b>WG1499188-1</b>	<b>MB</b>							
Cyanide, Total			<0.0020		mg/L		0.002	29-JUN-12
<b>CN-WAD-WT</b>		<b>Water</b>						
<b>Batch</b>	<b>R2390213</b>							
<b>WG1498311-4</b>	<b>CVS</b>							
Cyanide, Weak Acid Diss			93.5		%		85-115	28-JUN-12
<b>WG1498311-5</b>	<b>DUP</b>	<b>L1166467-1</b>						
Cyanide, Weak Acid Diss		<0.0020	<0.0020	RPD-NA	mg/L	N/A	20	28-JUN-12
<b>WG1498311-3</b>	<b>LCS</b>							
Cyanide, Weak Acid Diss			94.4		%		80-120	28-JUN-12
<b>WG1498311-1</b>	<b>MB</b>							
Cyanide, Weak Acid Diss			<0.0020		mg/L		0.002	28-JUN-12
<b>EC-CAP-TB</b>		<b>Water</b>						
<b>Batch</b>	<b>R2388109</b>							
<b>WG1495137-2</b>	<b>LCS</b>							
Conductivity (EC)			104.7		%		90-110	22-JUN-12
<b>WG1495137-1</b>	<b>MB</b>							
Conductivity (EC)			<3.0		uS/cm		3	22-JUN-12
<b>Batch</b>	<b>R2388817</b>							
<b>WG1495316-3</b>	<b>DUP</b>	<b>L1166467-15</b>						
Conductivity (EC)		107	107		uS/cm	0.1	10	23-JUN-12
<b>WG1495316-2</b>	<b>LCS</b>							
Conductivity (EC)			103.8		%		90-110	23-JUN-12
<b>WG1495316-1</b>	<b>MB</b>							
Conductivity (EC)			<3.0		uS/cm		3	23-JUN-12
<b>HG-D-CVAF-TB</b>		<b>Water</b>						
<b>Batch</b>	<b>R2389412</b>							
<b>WG1495708-4</b>	<b>DUP</b>	<b>L1166467-2</b>						
Mercury (Hg)-Dissolved		<0.000010	<0.000010	RPD-NA	mg/L	N/A	20	27-JUN-12
<b>WG1495708-2</b>	<b>LCS</b>							
Mercury (Hg)-Dissolved			106.0		%		80-120	27-JUN-12
<b>WG1495708-1</b>	<b>MB</b>							



## Quality Control Report

Workorder: L1166467

Report Date: 05-JUL-12

Page 4 of 22

Test	Matrix	Reference	Result	Qualifier	Units	RPD	Limit	Analyzed
<b>HG-D-CVAF-TB</b>								
<b>Water</b>								
<b>Batch</b>	<b>R2389412</b>							
<b>WG1495708-1</b>	<b>MB</b>							
Mercury (Hg)-Dissolved			<0.000010		mg/L		0.00001	27-JUN-12
<b>WG1495708-5</b>	<b>MS</b>	<b>L1166467-2</b>						
Mercury (Hg)-Dissolved			94.9		%		70-130	27-JUN-12
<b>Batch</b>	<b>R2390563</b>							
<b>WG1499091-2</b>	<b>LCS</b>							
Mercury (Hg)-Dissolved			101.1		%		80-120	29-JUN-12
<b>WG1499091-1</b>	<b>MB</b>							
Mercury (Hg)-Dissolved			<0.000010		mg/L		0.00001	29-JUN-12
<b>WG1499091-5</b>	<b>MS</b>	<b>L1134156-8</b>						
Mercury (Hg)-Dissolved			94.6		%		70-130	29-JUN-12
<b>HG-T-CVAF-TB</b>								
<b>Water</b>								
<b>Batch</b>	<b>R2389427</b>							
<b>WG1495716-4</b>	<b>DUP</b>	<b>L1166467-3</b>						
Mercury (Hg)-Total			<0.000010	RPD-NA	mg/L	N/A	20	27-JUN-12
<b>WG1495716-2</b>	<b>LCS</b>							
Mercury (Hg)-Total			106.0		%		80-120	27-JUN-12
<b>WG1495716-1</b>	<b>MB</b>							
Mercury (Hg)-Total			<0.000010		mg/L		0.00001	27-JUN-12
<b>WG1495716-5</b>	<b>MS</b>	<b>L1166467-3</b>						
Mercury (Hg)-Total			86.6		%		70-130	27-JUN-12
<b>Batch</b>	<b>R2390550</b>							
<b>WG1499083-2</b>	<b>LCS</b>							
Mercury (Hg)-Total			101.1		%		80-120	29-JUN-12
<b>WG1499083-1</b>	<b>MB</b>							
Mercury (Hg)-Total			<0.000010		mg/L		0.00001	29-JUN-12
<b>WG1499083-5</b>	<b>MS</b>	<b>L1166593-13</b>						
Mercury (Hg)-Total			70.1		%		70-130	29-JUN-12
<b>WG1499083-7</b>	<b>MS</b>	<b>L1134156-8</b>						
Mercury (Hg)-Total			94.5		%		70-130	29-JUN-12
<b>MET-DIS-WT</b>								
<b>Water</b>								
<b>Batch</b>	<b>R2391987</b>							
<b>WG1500010-2</b>	<b>CVS</b>							
Aluminum (Al)-Dissolved			103.8		%		80-120	03-JUL-12
Antimony (Sb)-Dissolved			105.4		%		80-120	03-JUL-12
Arsenic (As)-Dissolved			100.2		%		80-120	03-JUL-12
Barium (Ba)-Dissolved			104.6		%		80-120	03-JUL-12

## Quality Control Report

Workorder: L1166467

Report Date: 05-JUL-12

Page 5 of 22

Test	Matrix	Reference	Result	Qualifier	Units	RPD	Limit	Analyzed
<b>MET-DIS-WT</b>		<b>Water</b>						
<b>Batch</b>	<b>R2391987</b>							
<b>WG1500010-2 CVS</b>								
Beryllium (Be)-Dissolved			110.5		%		80-120	03-JUL-12
Bismuth (Bi)-Dissolved			90.9		%		80-120	03-JUL-12
Boron (B)-Dissolved			111.3		%		70-130	03-JUL-12
Cadmium (Cd)-Dissolved			108.1		%		80-120	03-JUL-12
Calcium (Ca)-Dissolved			99.3		%		80-120	03-JUL-12
Chromium (Cr)-Dissolved			105.8		%		80-120	03-JUL-12
Cobalt (Co)-Dissolved			100.9		%		80-120	03-JUL-12
Copper (Cu)-Dissolved			101.8		%		80-120	03-JUL-12
Iron (Fe)-Dissolved			103.7		%		70-130	03-JUL-12
Lead (Pb)-Dissolved			100.4		%		80-120	03-JUL-12
Magnesium (Mg)-Dissolved			101.4		%		80-120	03-JUL-12
Manganese (Mn)-Dissolved			109.0		%		80-120	03-JUL-12
Molybdenum (Mo)-Dissolved			101.0		%		80-120	03-JUL-12
Nickel (Ni)-Dissolved			101.0		%		80-120	03-JUL-12
Phosphorus (P)-Dissolved			101.0		%		70-130	03-JUL-12
Potassium (K)-Dissolved			98.4		%		80-120	03-JUL-12
Selenium (Se)-Dissolved			100.3		%		80-120	03-JUL-12
Silicon (Si)-Dissolved			104.8		%		70-130	03-JUL-12
Silver (Ag)-Dissolved			108.0		%		80-120	03-JUL-12
Sodium (Na)-Dissolved			101.0		%		80-120	03-JUL-12
Strontium (Sr)-Dissolved			100.1		%		80-120	03-JUL-12
Thallium (Tl)-Dissolved			104.6		%		80-120	03-JUL-12
Tin (Sn)-Dissolved			103.0		%		80-120	03-JUL-12
Titanium (Ti)-Dissolved			108.1		%		80-120	03-JUL-12
Tungsten (W)-Dissolved			100.0		%		70-130	03-JUL-12
Uranium (U)-Dissolved			100.3		%		80-120	03-JUL-12
Vanadium (V)-Dissolved			103.3		%		80-120	03-JUL-12
Zinc (Zn)-Dissolved			100.1		%		80-120	03-JUL-12
Zirconium (Zr)-Dissolved			100.7		%		80-120	03-JUL-12
<b>WG1500010-7 LCS</b>								
Aluminum (Al)-Dissolved			106.4		%		70-130	03-JUL-12
Antimony (Sb)-Dissolved			91.2		%		80-120	03-JUL-12
Arsenic (As)-Dissolved			98.6		%		80-120	03-JUL-12
Barium (Ba)-Dissolved			103.8		%		80-120	03-JUL-12

## Quality Control Report

Workorder: L1166467

Report Date: 05-JUL-12

Page 6 of 22

Test	Matrix	Reference	Result	Qualifier	Units	RPD	Limit	Analyzed
<b>MET-DIS-WT</b>	<b>Water</b>							
<b>Batch</b>	<b>R2391987</b>							
<b>WG1500010-7</b>	<b>LCS</b>							
Beryllium (Be)-Dissolved			88.4		%		80-120	03-JUL-12
Bismuth (Bi)-Dissolved			86.4		%		70-130	03-JUL-12
Boron (B)-Dissolved			82.2		%		80-120	03-JUL-12
Cadmium (Cd)-Dissolved			97.0		%		80-120	03-JUL-12
Calcium (Ca)-Dissolved			96.3		%		70-130	03-JUL-12
Chromium (Cr)-Dissolved			93.6		%		80-120	03-JUL-12
Cobalt (Co)-Dissolved			95.4		%		80-120	03-JUL-12
Copper (Cu)-Dissolved			96.6		%		80-120	03-JUL-12
Iron (Fe)-Dissolved			91.8		%		70-130	03-JUL-12
Lead (Pb)-Dissolved			90.2		%		80-120	03-JUL-12
Magnesium (Mg)-Dissolved			96.6		%		70-130	03-JUL-12
Manganese (Mn)-Dissolved			93.2		%		70-130	03-JUL-12
Molybdenum (Mo)-Dissolved			97.6		%		80-120	03-JUL-12
Nickel (Ni)-Dissolved			95.8		%		80-120	03-JUL-12
Phosphorus (P)-Dissolved			110.2		%		70-130	03-JUL-12
Potassium (K)-Dissolved			95.8		%		70-130	03-JUL-12
Selenium (Se)-Dissolved			98.5		%		80-120	03-JUL-12
Silicon (Si)-Dissolved			104.5		%		70-130	03-JUL-12
Silver (Ag)-Dissolved			96.1		%		80-120	03-JUL-12
Sodium (Na)-Dissolved			95.0		%		80-120	03-JUL-12
Strontium (Sr)-Dissolved			99.97		%		70-130	03-JUL-12
Thallium (Tl)-Dissolved			91.0		%		80-120	03-JUL-12
Tin (Sn)-Dissolved			95.8		%		70-130	03-JUL-12
Titanium (Ti)-Dissolved			94.3		%		70-130	03-JUL-12
Tungsten (W)-Dissolved			93.3		%		70-130	03-JUL-12
Uranium (U)-Dissolved			86.2		%		70-130	03-JUL-12
Vanadium (V)-Dissolved			93.9		%		80-120	03-JUL-12
Zinc (Zn)-Dissolved			96.6		%		80-120	03-JUL-12
Zirconium (Zr)-Dissolved			93.1		%		70-130	03-JUL-12
<b>WG1500010-1</b>	<b>MB</b>							
Aluminum (Al)-Dissolved			<0.010		mg/L		0.01	03-JUL-12
Antimony (Sb)-Dissolved			<0.0050		mg/L		0.005	03-JUL-12
Arsenic (As)-Dissolved			<0.0010		mg/L		0.001	03-JUL-12
Barium (Ba)-Dissolved			<0.010		mg/L		0.01	03-JUL-12



## Quality Control Report

Workorder: L1166467

Report Date: 05-JUL-12

Page 7 of 22

Test	Matrix	Reference	Result	Qualifier	Units	RPD	Limit	Analyzed
<b>MET-DIS-WT</b>								
	<b>Water</b>							
<b>Batch</b>	<b>R2391987</b>							
<b>WG1500010-1</b>	<b>MB</b>							
Beryllium (Be)-Dissolved			<0.0010		mg/L		0.001	03-JUL-12
Bismuth (Bi)-Dissolved			<0.0010		mg/L		0.001	03-JUL-12
Boron (B)-Dissolved			<0.050		mg/L		0.05	03-JUL-12
Cadmium (Cd)-Dissolved			<0.000090		mg/L		0.00009	03-JUL-12
Calcium (Ca)-Dissolved			<0.50		mg/L		0.5	03-JUL-12
Chromium (Cr)-Dissolved			<0.00050		mg/L		0.0005	03-JUL-12
Cobalt (Co)-Dissolved			<0.00050		mg/L		0.0005	03-JUL-12
Copper (Cu)-Dissolved			<0.0010		mg/L		0.001	03-JUL-12
Iron (Fe)-Dissolved			<0.050		mg/L		0.05	03-JUL-12
Lead (Pb)-Dissolved			<0.0010		mg/L		0.001	03-JUL-12
Magnesium (Mg)-Dissolved			<0.50		mg/L		0.5	03-JUL-12
Manganese (Mn)-Dissolved			<0.0010		mg/L		0.001	03-JUL-12
Molybdenum (Mo)-Dissolved			<0.0010		mg/L		0.001	03-JUL-12
Nickel (Ni)-Dissolved			<0.0020		mg/L		0.002	03-JUL-12
Phosphorus (P)-Dissolved			<0.050		mg/L		0.05	03-JUL-12
Potassium (K)-Dissolved			<1.0		mg/L		1	03-JUL-12
Selenium (Se)-Dissolved			<0.00040		mg/L		0.0004	03-JUL-12
Silicon (Si)-Dissolved			<1.0		mg/L		1	03-JUL-12
Silver (Ag)-Dissolved			<0.00010		mg/L		0.0001	03-JUL-12
Sodium (Na)-Dissolved			<0.50		mg/L		0.5	03-JUL-12
Strontium (Sr)-Dissolved			<0.0010		mg/L		0.001	03-JUL-12
Thallium (Tl)-Dissolved			<0.00030		mg/L		0.0003	03-JUL-12
Tin (Sn)-Dissolved			<0.0010		mg/L		0.001	03-JUL-12
Titanium (Ti)-Dissolved			<0.0020		mg/L		0.002	03-JUL-12
Tungsten (W)-Dissolved			<0.010		mg/L		0.01	03-JUL-12
Uranium (U)-Dissolved			<0.0050		mg/L		0.005	03-JUL-12
Vanadium (V)-Dissolved			<0.0010		mg/L		0.001	03-JUL-12
Zinc (Zn)-Dissolved			<0.0030		mg/L		0.003	03-JUL-12
Zirconium (Zr)-Dissolved			<0.0040		mg/L		0.004	03-JUL-12
<b>WG1500010-6</b>	<b>MS</b>	<b>WG1500010-4</b>						
Aluminum (Al)-Dissolved			98.9		%		70-130	03-JUL-12
Antimony (Sb)-Dissolved			84.7		%		70-130	03-JUL-12
Arsenic (As)-Dissolved			97.4		%		70-130	03-JUL-12
Barium (Ba)-Dissolved			105.8		%		70-130	03-JUL-12



## Quality Control Report

Workorder: L1166467

Report Date: 05-JUL-12

Page 8 of 22

Test	Matrix	Reference	Result	Qualifier	Units	RPD	Limit	Analyzed
<b>MET-DIS-WT</b>								
	<b>Water</b>							
<b>Batch</b>	<b>R2391987</b>							
<b>WG1500010-6</b>	<b>MS</b>	<b>WG1500010-4</b>						
Beryllium (Be)-Dissolved			79.7		%		70-130	03-JUL-12
Boron (B)-Dissolved			103.7		%		70-130	03-JUL-12
Cadmium (Cd)-Dissolved			97.9		%		70-130	03-JUL-12
Calcium (Ca)-Dissolved			N/A	MS-B	%		-	03-JUL-12
Chromium (Cr)-Dissolved			86.6		%		70-130	03-JUL-12
Cobalt (Co)-Dissolved			83.8		%		70-130	03-JUL-12
Copper (Cu)-Dissolved			90.3		%		70-130	03-JUL-12
Iron (Fe)-Dissolved			87.6		%		70-130	03-JUL-12
Lead (Pb)-Dissolved			87.6		%		70-130	03-JUL-12
Magnesium (Mg)-Dissolved			N/A	MS-B	%		-	03-JUL-12
Manganese (Mn)-Dissolved			94.6		%		70-130	03-JUL-12
Molybdenum (Mo)-Dissolved			87.2		%		70-130	03-JUL-12
Nickel (Ni)-Dissolved			82.4		%		70-130	03-JUL-12
Phosphorus (P)-Dissolved			118.8		%		70-130	03-JUL-12
Potassium (K)-Dissolved			N/A	MS-B	%		-	03-JUL-12
Selenium (Se)-Dissolved			100.4		%		70-130	03-JUL-12
Silicon (Si)-Dissolved			122.2		%		70-130	03-JUL-12
Silver (Ag)-Dissolved			93.9		%		60-140	03-JUL-12
Sodium (Na)-Dissolved			N/A	MS-B	%		-	03-JUL-12
Strontium (Sr)-Dissolved			N/A	MS-B	%		-	03-JUL-12
Thallium (Tl)-Dissolved			87.3		%		70-130	03-JUL-12
Tin (Sn)-Dissolved			92.6		%		70-130	03-JUL-12
Titanium (Ti)-Dissolved			96.0		%		70-130	03-JUL-12
Tungsten (W)-Dissolved			85.2		%		70-130	03-JUL-12
Uranium (U)-Dissolved			79.1		%		70-130	03-JUL-12
Vanadium (V)-Dissolved			92.3		%		70-130	03-JUL-12
Zinc (Zn)-Dissolved			90.6		%		70-130	03-JUL-12
Zirconium (Zr)-Dissolved			85.3		%		70-130	03-JUL-12
<b>MET-TOT-WT</b>								
	<b>Water</b>							
<b>Batch</b>	<b>R2387665</b>							
<b>WG1495570-2</b>	<b>CVS</b>							
Aluminum (Al)-Total			101.7		%		80-120	25-JUN-12
Antimony (Sb)-Total			101.6		%		80-120	25-JUN-12
Arsenic (As)-Total			104.2		%		80-120	25-JUN-12



## Quality Control Report

Workorder: L1166467

Report Date: 05-JUL-12

Page 9 of 22

Test	Matrix	Reference	Result	Qualifier	Units	RPD	Limit	Analyzed
<b>MET-TOT-WT</b>		<b>Water</b>						
<b>Batch</b>	<b>R2387665</b>							
<b>WG1495570-2</b>	<b>CVS</b>							
Barium (Ba)-Total			101.0		%		80-120	25-JUN-12
Beryllium (Be)-Total			97.5		%		80-120	25-JUN-12
Bismuth (Bi)-Total			86.3		%		80-120	25-JUN-12
Boron (B)-Total			98.0		%		70-130	25-JUN-12
Cadmium (Cd)-Total			108.0		%		80-120	25-JUN-12
Calcium (Ca)-Total			98.1		%		80-120	25-JUN-12
Chromium (Cr)-Total			95.3		%		80-120	25-JUN-12
Cobalt (Co)-Total			107.3		%		80-120	25-JUN-12
Copper (Cu)-Total			107.1		%		80-120	25-JUN-12
Iron (Fe)-Total			92.7		%		70-130	25-JUN-12
Lead (Pb)-Total			101.4		%		80-120	25-JUN-12
Magnesium (Mg)-Total			96.7		%		80-120	25-JUN-12
Manganese (Mn)-Total			100.3		%		80-120	25-JUN-12
Molybdenum (Mo)-Total			106.9		%		90-110	25-JUN-12
Nickel (Ni)-Total			107.7		%		80-120	25-JUN-12
Potassium (K)-Total			98.2		%		80-120	25-JUN-12
Selenium (Se)-Total			107.8		%		80-120	25-JUN-12
Silicon (Si)-Total			104.7		%		70-130	25-JUN-12
Silver (Ag)-Total			105.1		%		80-120	25-JUN-12
Sodium (Na)-Total			96.9		%		80-120	25-JUN-12
Strontium (Sr)-Total			107.9		%		80-120	25-JUN-12
Thallium (Tl)-Total			107.0		%		80-120	25-JUN-12
Tin (Sn)-Total			97.9		%		70-130	25-JUN-12
Titanium (Ti)-Total			98.6		%		80-120	25-JUN-12
Tungsten (W)-Total			100.5		%		70-130	25-JUN-12
Uranium (U)-Total			95.6		%		80-120	25-JUN-12
Vanadium (V)-Total			95.5		%		80-120	25-JUN-12
Zinc (Zn)-Total			97.2		%		80-120	25-JUN-12
Zirconium (Zr)-Total			107.6		%		80-120	25-JUN-12
<b>WG1495516-2</b>		<b>LCS</b>						
Aluminum (Al)-Total			100.1		%		80-120	25-JUN-12
Antimony (Sb)-Total			92.8		%		70-130	25-JUN-12
Arsenic (As)-Total			99.1		%		70-130	25-JUN-12
Barium (Ba)-Total			103.8		%		70-130	25-JUN-12



## Quality Control Report

Workorder: L1166467

Report Date: 05-JUL-12

Page 10 of 22

Test	Matrix	Reference	Result	Qualifier	Units	RPD	Limit	Analyzed
<b>MET-TOT-WT</b>		<b>Water</b>						
<b>Batch</b>	<b>R2387665</b>							
<b>WG1495516-2</b>	<b>LCS</b>							
Beryllium (Be)-Total			108.5		%		70-130	25-JUN-12
Bismuth (Bi)-Total			92.7		%		70-130	25-JUN-12
Boron (B)-Total			104.6		%		70-130	25-JUN-12
Cadmium (Cd)-Total			99.9		%		70-130	25-JUN-12
Calcium (Ca)-Total			96.2		%		70-130	25-JUN-12
Chromium (Cr)-Total			97.5		%		70-130	25-JUN-12
Cobalt (Co)-Total			96.9		%		70-130	25-JUN-12
Copper (Cu)-Total			94.4		%		70-130	25-JUN-12
Iron (Fe)-Total			100.4		%		70-130	25-JUN-12
Lead (Pb)-Total			96.0		%		70-130	25-JUN-12
Magnesium (Mg)-Total			93.2		%		70-130	25-JUN-12
Manganese (Mn)-Total			104.3		%		70-130	25-JUN-12
Molybdenum (Mo)-Total			90.0		%		70-130	25-JUN-12
Nickel (Ni)-Total			95.1		%		70-130	25-JUN-12
Potassium (K)-Total			91.6		%		70-130	25-JUN-12
Selenium (Se)-Total			97.2		%		70-130	25-JUN-12
Silicon (Si)-Total			96.5		%		70-130	25-JUN-12
Silver (Ag)-Total			99.1		%		70-130	25-JUN-12
Sodium (Na)-Total			91.2		%		70-130	25-JUN-12
Strontium (Sr)-Total			97.0		%		70-130	25-JUN-12
Thallium (Tl)-Total			99.4		%		70-130	25-JUN-12
Tin (Sn)-Total			97.5		%		70-130	25-JUN-12
Titanium (Ti)-Total			97.5		%		70-130	25-JUN-12
Tungsten (W)-Total			98.1		%		70-130	25-JUN-12
Uranium (U)-Total			96.4		%		70-130	25-JUN-12
Vanadium (V)-Total			95.7		%		70-130	25-JUN-12
Zinc (Zn)-Total			97.0		%		70-130	25-JUN-12
Zirconium (Zr)-Total			89.0		%		70-130	25-JUN-12
<b>WG1495516-1</b>	<b>MB</b>							
Aluminum (Al)-Total			<0.010		mg/L		0.01	25-JUN-12
Antimony (Sb)-Total			<0.0050		mg/L		0.005	25-JUN-12
Arsenic (As)-Total			<0.0010		mg/L		0.001	25-JUN-12
Barium (Ba)-Total			<0.010		mg/L		0.01	25-JUN-12
Beryllium (Be)-Total			<0.0010		mg/L		0.001	25-JUN-12



## Quality Control Report

Workorder: L1166467

Report Date: 05-JUL-12

Page 11 of 22

Test	Matrix	Reference	Result	Qualifier	Units	RPD	Limit	Analyzed
<b>MET-TOT-WT</b>								
	<b>Water</b>							
<b>Batch</b>	<b>R2387665</b>							
<b>WG1495516-1 MB</b>								
Bismuth (Bi)-Total			<0.0010		mg/L		0.001	25-JUN-12
Boron (B)-Total			<0.050		mg/L		0.05	25-JUN-12
Cadmium (Cd)-Total			<0.000090		mg/L		0.00009	25-JUN-12
Calcium (Ca)-Total			<0.50		mg/L		0.5	25-JUN-12
Chromium (Cr)-Total			<0.00050		mg/L		0.0005	25-JUN-12
Cobalt (Co)-Total			<0.00050		mg/L		0.0005	25-JUN-12
Copper (Cu)-Total			<0.0010		mg/L		0.001	25-JUN-12
Iron (Fe)-Total			<0.050		mg/L		0.05	25-JUN-12
Lead (Pb)-Total			<0.0010		mg/L		0.001	25-JUN-12
Magnesium (Mg)-Total			<0.50		mg/L		0.5	25-JUN-12
Manganese (Mn)-Total			<0.0010		mg/L		0.001	25-JUN-12
Molybdenum (Mo)-Total			<0.0010		mg/L		0.001	25-JUN-12
Nickel (Ni)-Total			<0.0020		mg/L		0.002	25-JUN-12
Potassium (K)-Total			<1.0		mg/L		1	25-JUN-12
Selenium (Se)-Total			<0.00040		mg/L		0.0004	25-JUN-12
Silicon (Si)-Total			<1.0		mg/L		1	25-JUN-12
Silver (Ag)-Total			<0.00010		mg/L		0.0001	25-JUN-12
Sodium (Na)-Total			<0.50		mg/L		0.5	25-JUN-12
Strontium (Sr)-Total			<0.0010		mg/L		0.001	25-JUN-12
Thallium (Tl)-Total			<0.00030		mg/L		0.0003	25-JUN-12
Tin (Sn)-Total			<0.0010		mg/L		0.001	25-JUN-12
Titanium (Ti)-Total			<0.0020		mg/L		0.002	25-JUN-12
Tungsten (W)-Total			<0.010		mg/L		0.01	25-JUN-12
Uranium (U)-Total			<0.0050		mg/L		0.005	25-JUN-12
Vanadium (V)-Total			<0.0010		mg/L		0.001	25-JUN-12
Zinc (Zn)-Total			<0.0030		mg/L		0.003	25-JUN-12
Zirconium (Zr)-Total			<0.0040		mg/L		0.004	25-JUN-12
<b>WG1495516-5 MS</b>		<b>WG1495516-3</b>						
Aluminum (Al)-Total			N/A	MS-B	%		-	25-JUN-12
Antimony (Sb)-Total			98.4		%		70-130	25-JUN-12
Arsenic (As)-Total			103.5		%		70-130	25-JUN-12
Beryllium (Be)-Total			91.7		%		70-130	25-JUN-12
Bismuth (Bi)-Total			90.5		%		70-130	25-JUN-12
Boron (B)-Total			N/A	MS-B	%		-	25-JUN-12

## Quality Control Report

Workorder: L1166467

Report Date: 05-JUL-12

Page 12 of 22

Test	Matrix	Reference	Result	Qualifier	Units	RPD	Limit	Analyzed
<b>MET-TOT-WT</b>								
	<b>Water</b>							
<b>Batch</b>	<b>R2387665</b>							
<b>WG1495516-5 MS</b>		<b>WG1495516-3</b>						
Cadmium (Cd)-Total			97.5		%		70-130	25-JUN-12
Calcium (Ca)-Total			N/A	MS-B	%		-	25-JUN-12
Chromium (Cr)-Total			95.6		%		70-130	25-JUN-12
Cobalt (Co)-Total			96.2		%		70-130	25-JUN-12
Copper (Cu)-Total			90.4		%		70-130	25-JUN-12
Iron (Fe)-Total			102.9		%		70-130	25-JUN-12
Lead (Pb)-Total			90.1		%		70-130	25-JUN-12
Magnesium (Mg)-Total			N/A	MS-B	%		-	25-JUN-12
Manganese (Mn)-Total			N/A	MS-B	%		-	25-JUN-12
Molybdenum (Mo)-Total			N/A	MS-B	%		-	25-JUN-12
Nickel (Ni)-Total			95.0		%		70-130	25-JUN-12
Potassium (K)-Total			N/A	MS-B	%		-	25-JUN-12
Selenium (Se)-Total			101.6		%		70-130	25-JUN-12
Silicon (Si)-Total			N/A	MS-B	%		-	25-JUN-12
Silver (Ag)-Total			93.3		%		70-130	25-JUN-12
Sodium (Na)-Total			N/A	MS-B	%		-	25-JUN-12
Strontium (Sr)-Total			N/A	MS-B	%		-	25-JUN-12
Thallium (Tl)-Total			93.2		%		70-130	25-JUN-12
Tin (Sn)-Total			99.0		%		70-130	25-JUN-12
Titanium (Ti)-Total			102.8		%		70-130	25-JUN-12
Tungsten (W)-Total			98.4		%		70-130	25-JUN-12
Uranium (U)-Total			92.5		%		70-130	25-JUN-12
Vanadium (V)-Total			95.9		%		70-130	25-JUN-12
Zinc (Zn)-Total			N/A	MS-B	%		-	25-JUN-12
Zirconium (Zr)-Total			89.6		%		70-130	25-JUN-12
<b>Batch</b>	<b>R2388164</b>							
<b>WG1496310-2 CVS</b>								
Aluminum (Al)-Total			99.4		%		80-120	26-JUN-12
Antimony (Sb)-Total			99.5		%		80-120	26-JUN-12
Arsenic (As)-Total			98.9		%		80-120	26-JUN-12
Barium (Ba)-Total			99.0		%		80-120	26-JUN-12
Beryllium (Be)-Total			104.0		%		80-120	26-JUN-12
Bismuth (Bi)-Total			90.6		%		80-120	26-JUN-12
Boron (B)-Total			103.4		%		70-130	26-JUN-12



## Quality Control Report

Workorder: L1166467

Report Date: 05-JUL-12

Page 13 of 22

Test	Matrix	Reference	Result	Qualifier	Units	RPD	Limit	Analyzed
<b>MET-TOT-WT</b>		<b>Water</b>						
<b>Batch</b>	<b>R2388164</b>							
<b>WG1496310-2</b>	<b>CVS</b>							
Cadmium (Cd)-Total			104.7		%		80-120	26-JUN-12
Calcium (Ca)-Total			100.7		%		80-120	26-JUN-12
Chromium (Cr)-Total			100.6		%		80-120	26-JUN-12
Cobalt (Co)-Total			99.8		%		80-120	26-JUN-12
Copper (Cu)-Total			99.7		%		80-120	26-JUN-12
Iron (Fe)-Total			101.2		%		70-130	26-JUN-12
Lead (Pb)-Total			102.4		%		80-120	26-JUN-12
Magnesium (Mg)-Total			102.3		%		80-120	26-JUN-12
Manganese (Mn)-Total			106.1		%		80-120	26-JUN-12
Molybdenum (Mo)-Total			99.7		%		90-110	26-JUN-12
Nickel (Ni)-Total			101.8		%		80-120	26-JUN-12
Potassium (K)-Total			100.0		%		80-120	26-JUN-12
Selenium (Se)-Total			100.3		%		80-120	26-JUN-12
Silicon (Si)-Total			101.7		%		70-130	26-JUN-12
Silver (Ag)-Total			105.6		%		80-120	26-JUN-12
Sodium (Na)-Total			101.5		%		80-120	26-JUN-12
Strontium (Sr)-Total			100.8		%		80-120	26-JUN-12
Thallium (Tl)-Total			104.0		%		80-120	26-JUN-12
Tin (Sn)-Total			98.0		%		70-130	26-JUN-12
Titanium (Ti)-Total			101.1		%		80-120	26-JUN-12
Tungsten (W)-Total			100.0		%		70-130	26-JUN-12
Uranium (U)-Total			98.7		%		80-120	26-JUN-12
Vanadium (V)-Total			100.8		%		80-120	26-JUN-12
Zinc (Zn)-Total			97.6		%		80-120	26-JUN-12
Zirconium (Zr)-Total			99.7		%		80-120	26-JUN-12
<b>WG1495517-2</b>	<b>LCS</b>							
Aluminum (Al)-Total			96.8		%		80-120	26-JUN-12
Antimony (Sb)-Total			89.5		%		70-130	26-JUN-12
Arsenic (As)-Total			100.1		%		70-130	26-JUN-12
Barium (Ba)-Total			97.2		%		70-130	26-JUN-12
Beryllium (Be)-Total			91.5		%		70-130	26-JUN-12
Bismuth (Bi)-Total			98.5		%		70-130	26-JUN-12
Boron (B)-Total			90.5		%		70-130	26-JUN-12
Cadmium (Cd)-Total			99.4		%		70-130	26-JUN-12



## Quality Control Report

Workorder: L1166467

Report Date: 05-JUL-12

Page 14 of 22

Test	Matrix	Reference	Result	Qualifier	Units	RPD	Limit	Analyzed
<b>MET-TOT-WT</b>		<b>Water</b>						
<b>Batch</b>	<b>R2388164</b>							
<b>WG1495517-2 LCS</b>								
Calcium (Ca)-Total			99.5		%		70-130	26-JUN-12
Chromium (Cr)-Total			98.9		%		70-130	26-JUN-12
Cobalt (Co)-Total			97.9		%		70-130	26-JUN-12
Copper (Cu)-Total			96.7		%		70-130	26-JUN-12
Iron (Fe)-Total			102.6		%		70-130	26-JUN-12
Lead (Pb)-Total			100.7		%		70-130	26-JUN-12
Magnesium (Mg)-Total			95.0		%		70-130	26-JUN-12
Manganese (Mn)-Total			102.0		%		70-130	26-JUN-12
Molybdenum (Mo)-Total			98.8		%		70-130	26-JUN-12
Nickel (Ni)-Total			95.9		%		70-130	26-JUN-12
Potassium (K)-Total			96.1		%		70-130	26-JUN-12
Selenium (Se)-Total			97.3		%		70-130	26-JUN-12
Silicon (Si)-Total			95.4		%		70-130	26-JUN-12
Silver (Ag)-Total			97.1		%		70-130	26-JUN-12
Sodium (Na)-Total			93.1		%		70-130	26-JUN-12
Strontium (Sr)-Total			102.0		%		70-130	26-JUN-12
Thallium (Tl)-Total			98.9		%		70-130	26-JUN-12
Tin (Sn)-Total			95.6		%		70-130	26-JUN-12
Titanium (Ti)-Total			98.1		%		70-130	26-JUN-12
Tungsten (W)-Total			100.5		%		70-130	26-JUN-12
Uranium (U)-Total			98.8		%		70-130	26-JUN-12
Vanadium (V)-Total			100.5		%		70-130	26-JUN-12
Zinc (Zn)-Total			98.2		%		70-130	26-JUN-12
Zirconium (Zr)-Total			96.4		%		70-130	26-JUN-12
<b>WG1495517-1 MB</b>								
Aluminum (Al)-Total			<0.010		mg/L		0.01	26-JUN-12
Antimony (Sb)-Total			<0.0050		mg/L		0.005	26-JUN-12
Arsenic (As)-Total			<0.0010		mg/L		0.001	26-JUN-12
Barium (Ba)-Total			<0.010		mg/L		0.01	26-JUN-12
Beryllium (Be)-Total			<0.0010		mg/L		0.001	26-JUN-12
Bismuth (Bi)-Total			<0.0010		mg/L		0.001	26-JUN-12
Boron (B)-Total			<0.050		mg/L		0.05	26-JUN-12
Cadmium (Cd)-Total			<0.000090		mg/L		0.00009	26-JUN-12
Calcium (Ca)-Total			<0.50		mg/L		0.5	26-JUN-12



## Quality Control Report

Workorder: L1166467

Report Date: 05-JUL-12

Page 15 of 22

Test	Matrix	Reference	Result	Qualifier	Units	RPD	Limit	Analyzed
<b>MET-TOT-WT</b>								
	<b>Water</b>							
<b>Batch</b>	<b>R2388164</b>							
<b>WG1495517-1 MB</b>								
Chromium (Cr)-Total			<0.00050		mg/L		0.0005	26-JUN-12
Cobalt (Co)-Total			<0.00050		mg/L		0.0005	26-JUN-12
Copper (Cu)-Total			<0.0010		mg/L		0.001	26-JUN-12
Iron (Fe)-Total			<0.050		mg/L		0.05	26-JUN-12
Lead (Pb)-Total			<0.0010		mg/L		0.001	26-JUN-12
Magnesium (Mg)-Total			<0.50		mg/L		0.5	26-JUN-12
Manganese (Mn)-Total			<0.0010		mg/L		0.001	26-JUN-12
Molybdenum (Mo)-Total			<0.0010		mg/L		0.001	26-JUN-12
Nickel (Ni)-Total			<0.0020		mg/L		0.002	26-JUN-12
Potassium (K)-Total			<1.0		mg/L		1	26-JUN-12
Selenium (Se)-Total			<0.00040		mg/L		0.0004	26-JUN-12
Silicon (Si)-Total			<1.0		mg/L		1	26-JUN-12
Silver (Ag)-Total			<0.00010		mg/L		0.0001	26-JUN-12
Sodium (Na)-Total			<0.50		mg/L		0.5	26-JUN-12
Strontium (Sr)-Total			<0.0010		mg/L		0.001	26-JUN-12
Thallium (Tl)-Total			<0.00030		mg/L		0.0003	26-JUN-12
Tin (Sn)-Total			<0.0010		mg/L		0.001	26-JUN-12
Titanium (Ti)-Total			<0.0020		mg/L		0.002	26-JUN-12
Tungsten (W)-Total			<0.010		mg/L		0.01	26-JUN-12
Uranium (U)-Total			<0.0050		mg/L		0.005	26-JUN-12
Vanadium (V)-Total			<0.0010		mg/L		0.001	26-JUN-12
Zinc (Zn)-Total			<0.0030		mg/L		0.003	26-JUN-12
Zirconium (Zr)-Total			<0.0040		mg/L		0.004	26-JUN-12
<b>WG1495517-5 MS</b>		<b>WG1495517-3</b>						
Aluminum (Al)-Total			N/A	MS-B	%		-	26-JUN-12
Antimony (Sb)-Total			94.5		%		70-130	26-JUN-12
Arsenic (As)-Total			97.3		%		70-130	26-JUN-12
Barium (Ba)-Total			106.1		%		70-130	26-JUN-12
Beryllium (Be)-Total			96.9		%		70-130	26-JUN-12
Bismuth (Bi)-Total			101.4		%		70-130	26-JUN-12
Boron (B)-Total			94.2		%		70-130	26-JUN-12
Cadmium (Cd)-Total			100.4		%		70-130	26-JUN-12
Calcium (Ca)-Total			98.3		%		70-130	26-JUN-12
Chromium (Cr)-Total			98.8		%		70-130	26-JUN-12



## Quality Control Report

Workorder: L1166467

Report Date: 05-JUL-12

Page 16 of 22

Test	Matrix	Reference	Result	Qualifier	Units	RPD	Limit	Analyzed
<b>MET-TOT-WT</b>								
	<b>Water</b>							
<b>Batch</b>	<b>R2388164</b>							
<b>WG1495517-5</b>	<b>MS</b>	<b>WG1495517-3</b>						
Cobalt (Co)-Total			93.8		%		70-130	26-JUN-12
Copper (Cu)-Total			93.8		%		70-130	26-JUN-12
Iron (Fe)-Total			102.3		%		70-130	26-JUN-12
Lead (Pb)-Total			98.8		%		70-130	26-JUN-12
Magnesium (Mg)-Total			92.6		%		70-130	26-JUN-12
Manganese (Mn)-Total			103.6		%		70-130	26-JUN-12
Molybdenum (Mo)-Total			96.1		%		70-130	26-JUN-12
Nickel (Ni)-Total			94.6		%		70-130	26-JUN-12
Potassium (K)-Total			97.4		%		70-130	26-JUN-12
Selenium (Se)-Total			95.4		%		70-130	26-JUN-12
Silicon (Si)-Total			N/A	MS-B	%		-	26-JUN-12
Silver (Ag)-Total			99.3		%		70-130	26-JUN-12
Sodium (Na)-Total			91.5		%		70-130	26-JUN-12
Strontium (Sr)-Total			96.8		%		70-130	26-JUN-12
Thallium (Tl)-Total			99.2		%		70-130	26-JUN-12
Tin (Sn)-Total			95.7		%		70-130	26-JUN-12
Titanium (Ti)-Total			97.7		%		70-130	26-JUN-12
Tungsten (W)-Total			100.6		%		70-130	26-JUN-12
Uranium (U)-Total			97.8		%		70-130	26-JUN-12
Vanadium (V)-Total			99.97		%		70-130	26-JUN-12
Zinc (Zn)-Total			94.7		%		70-130	26-JUN-12
Zirconium (Zr)-Total			92.0		%		70-130	26-JUN-12
<b>Batch</b>	<b>R2388832</b>							
<b>WG1497084-2</b>	<b>CVS</b>							
Aluminum (Al)-Total			101.7		%		80-120	27-JUN-12
Antimony (Sb)-Total			102.3		%		80-120	27-JUN-12
Arsenic (As)-Total			100.9		%		80-120	27-JUN-12
Barium (Ba)-Total			101.0		%		80-120	27-JUN-12
Bismuth (Bi)-Total			92.4		%		80-120	27-JUN-12
Cadmium (Cd)-Total			106.0		%		80-120	27-JUN-12
Calcium (Ca)-Total			100.4		%		80-120	27-JUN-12
Chromium (Cr)-Total			103.4		%		80-120	27-JUN-12
Cobalt (Co)-Total			98.5		%		80-120	27-JUN-12
Copper (Cu)-Total			101.2		%		80-120	27-JUN-12

## Quality Control Report

Workorder: L1166467

Report Date: 05-JUL-12

Page 17 of 22

Test	Matrix	Reference	Result	Qualifier	Units	RPD	Limit	Analyzed
<b>MET-TOT-WT</b>								
	<b>Water</b>							
<b>Batch</b>	<b>R2388832</b>							
<b>WG1497084-2</b>	<b>CVS</b>							
Iron (Fe)-Total			103.4		%		70-130	27-JUN-12
Lead (Pb)-Total			101.5		%		80-120	27-JUN-12
Magnesium (Mg)-Total			104.2		%		80-120	27-JUN-12
Manganese (Mn)-Total			107.4		%		80-120	27-JUN-12
Molybdenum (Mo)-Total			98.3		%		90-110	27-JUN-12
Nickel (Ni)-Total			100.9		%		80-120	27-JUN-12
Potassium (K)-Total			99.3		%		80-120	27-JUN-12
Selenium (Se)-Total			99.4		%		80-120	27-JUN-12
Silicon (Si)-Total			103.7		%		70-130	27-JUN-12
Silver (Ag)-Total			108.0		%		80-120	27-JUN-12
Sodium (Na)-Total			103.7		%		80-120	27-JUN-12
Strontium (Sr)-Total			99.3		%		80-120	27-JUN-12
Thallium (Tl)-Total			105.2		%		80-120	27-JUN-12
Tin (Sn)-Total			102.5		%		70-130	27-JUN-12
Titanium (Ti)-Total			102.9		%		80-120	27-JUN-12
Tungsten (W)-Total			101.3		%		70-130	27-JUN-12
Uranium (U)-Total			99.8		%		80-120	27-JUN-12
Vanadium (V)-Total			101.2		%		80-120	27-JUN-12
Zinc (Zn)-Total			100.6		%		80-120	27-JUN-12
Zirconium (Zr)-Total			97.9		%		80-120	27-JUN-12
<b>Batch</b>	<b>R2390549</b>							
<b>WG1498695-2</b>	<b>CVS</b>							
Beryllium (Be)-Total			112.4		%		80-120	29-JUN-12
Boron (B)-Total			107.2		%		70-130	29-JUN-12
<b>NH3-COL-TB</b>								
	<b>Water</b>							
<b>Batch</b>	<b>R2388709</b>							
<b>WG1496641-3</b>	<b>DUP</b>	<b>L1166467-3</b>						
Ammonia, Total (as N)			<0.020		mg/L	RPD-NA	N/A	20
<b>WG1496641-2</b>	<b>LCS</b>							
Ammonia, Total (as N)			94.4		%		85-115	26-JUN-12
<b>WG1496641-1</b>	<b>MB</b>							
Ammonia, Total (as N)			<0.020		mg/L		0.02	26-JUN-12
<b>WG1496641-4</b>	<b>MS</b>	<b>L1166467-3</b>						
Ammonia, Total (as N)			91.6		%		75-125	26-JUN-12



## Quality Control Report

Workorder: L1166467

Report Date: 05-JUL-12

Page 18 of 22

Test	Matrix	Reference	Result	Qualifier	Units	RPD	Limit	Analyzed
<b>NH3-COL-TB</b>								
<b>Batch R2389897</b>								
<b>WG1497945-2</b>	<b>LCS</b>							
Ammonia, Total (as N)			91.1		%		85-115	28-JUN-12
<b>WG1497945-1</b>	<b>MB</b>							
Ammonia, Total (as N)			<0.020		mg/L		0.02	28-JUN-12
<b>WG1497945-6</b>	<b>MS</b>	<b>L1169178-10</b>						
Ammonia, Total (as N)			95.8		%		75-125	28-JUN-12
<b>NO2-IC-TB</b>								
<b>Batch R2387628</b>								
<b>WG1495913-2</b>	<b>LCS</b>							
Nitrite (as N)			94.8		%		90-110	22-JUN-12
<b>WG1495913-1</b>	<b>MB</b>							
Nitrite (as N)			<0.020		mg/L		0.02	22-JUN-12
<b>WG1495913-6</b>	<b>MS</b>	<b>L1166593-2</b>						
Nitrite (as N)			95.6		%		75-115	22-JUN-12
<b>NO3-IC-TB</b>								
<b>Batch R2387628</b>								
<b>WG1495913-2</b>	<b>LCS</b>							
Nitrate (as N)			100.1		%		90-110	22-JUN-12
<b>WG1495913-1</b>	<b>MB</b>							
Nitrate (as N)			<0.030		mg/L		0.03	22-JUN-12
<b>WG1495913-4</b>	<b>MS</b>	<b>L1166188-15</b>						
Nitrate (as N)			102.0		%		75-125	22-JUN-12
<b>WG1495913-6</b>	<b>MS</b>	<b>L1166593-2</b>						
Nitrate (as N)			98.8		%		75-125	22-JUN-12
<b>OGG-TOT-WT</b>								
<b>Batch R2387422</b>								
<b>WG1495458-2</b>	<b>LCS</b>							
Oil and Grease, Total			89.9		%		75-120	24-JUN-12
<b>WG1495458-3</b>	<b>LCSD</b>	<b>WG1495458-2</b>						
Oil and Grease, Total		89.9	90		%	0.1	45	24-JUN-12
<b>WG1495458-1</b>	<b>MB</b>							
Oil and Grease, Total			<2.0		mg/L		2	24-JUN-12
<b>Batch R2387903</b>								
<b>WG1495678-2</b>	<b>LCS</b>							
Oil and Grease, Total			87.0		%		75-120	25-JUN-12
<b>WG1495678-3</b>	<b>LCSD</b>	<b>WG1495678-2</b>						
Oil and Grease, Total		87.0	91		%	4.5	45	25-JUN-12
<b>WG1495678-1</b>	<b>MB</b>							



## Quality Control Report

Workorder: L1166467

Report Date: 05-JUL-12

Page 19 of 22

Test	Matrix	Reference	Result	Qualifier	Units	RPD	Limit	Analyzed
<b>OGG-TOT-WT</b>								
<b>Water</b>								
Batch	R2387903							
WG1495678-1	MB							
Oil and Grease, Total			<2.0		mg/L		2	25-JUN-12
Batch	R2387904							
WG1495874-2	LCS							
Oil and Grease, Total			93.5		%		75-120	25-JUN-12
WG1495874-3	LCSD	WG1495874-2						
Oil and Grease, Total		93.5	97		%	3.6	45	25-JUN-12
WG1495874-1	MB							
Oil and Grease, Total			<2.0		mg/L		2	25-JUN-12
<b>P-T-COL-TB</b>								
<b>Water</b>								
Batch	R2388980							
WG1496819-3	DUP	L1166467-4						
Phosphorus (P)-Total		0.0071	0.0090	J	mg/L	0.0020	0.01	27-JUN-12
WG1496819-2	LCS							
Phosphorus (P)-Total			101.0		%		80-120	27-JUN-12
WG1496819-1	MB							
Phosphorus (P)-Total			<0.0050		mg/L		0.005	27-JUN-12
WG1496819-4	MS	L1166467-4						
Phosphorus (P)-Total			99.4		%		70-130	27-JUN-12
<b>PH-CAP-TB</b>								
<b>Water</b>								
Batch	R2388109							
WG1495137-2	LCS							
pH			6.00		pH		5.9-6.1	22-JUN-12
Batch	R2388817							
WG1495316-3	DUP	L1166467-15						
pH		7.61	7.61	J	pH	0.01	0.2	23-JUN-12
WG1495316-2	LCS							
pH			6.00		pH		5.9-6.1	23-JUN-12
<b>SO4-IC-TB</b>								
<b>Water</b>								
Batch	R2387628							
WG1495913-2	LCS							
Sulfate (SO4)			101.9		%		90-110	22-JUN-12
WG1495913-1	MB							
Sulfate (SO4)			<0.30		mg/L		0.3	22-JUN-12
WG1495913-4	MS	L1166188-15						
Sulfate (SO4)			102.4		%		75-125	22-JUN-12



## Quality Control Report

Workorder: L1166467

Report Date: 05-JUL-12

Page 20 of 22

Test	Matrix	Reference	Result	Qualifier	Units	RPD	Limit	Analyzed
<b>SO4-IC-TB</b>								
	<b>Water</b>							
<b>Batch</b>	<b>R2387628</b>							
<b>WG1495913-6 MS</b>		<b>L1166593-2</b>						
Sulfate (SO4)			101.6		%		75-125	22-JUN-12
<b>SOLIDS-TOTSUS-TB</b>								
	<b>Water</b>							
<b>Batch</b>	<b>R2388781</b>							
<b>WG1496260-4 DUP</b>		<b>L1166467-5</b>						
Total Suspended Solids		8.6	8.4		mg/L	2.4	20	26-JUN-12
<b>WG1496260-2 LCS</b>								
Total Suspended Solids			99.8		%		85-115	26-JUN-12
<b>WG1496260-1 MB</b>								
Total Suspended Solids			<2.0		mg/L		2	26-JUN-12

# Quality Control Report

Workorder: L1166467

Report Date: 05-JUL-12

Page 21 of 22

## Legend:

---

Limit	ALS Control Limit (Data Quality Objectives)
DUP	Duplicate
RPD	Relative Percent Difference
N/A	Not Available
LCS	Laboratory Control Sample
SRM	Standard Reference Material
MS	Matrix Spike
MSD	Matrix Spike Duplicate
ADE	Average Desorption Efficiency
MB	Method Blank
IRM	Internal Reference Material
CRM	Certified Reference Material
CCV	Continuing Calibration Verification
CVS	Calibration Verification Standard
LCSD	Laboratory Control Sample Duplicate

## Sample Parameter Qualifier Definitions:

---

Qualifier	Description
J	Duplicate results and limits are expressed in terms of absolute difference.
MS-B	Matrix Spike recovery could not be accurately calculated due to high analyte background in sample.
RPD-NA	Relative Percent Difference Not Available due to result(s) being less than detection limit.

---

# Quality Control Report

Workorder: L1166467

Report Date: 05-JUL-12

Page 22 of 22

## Hold Time Exceedances:

ALS Product Description	Sample ID	Sampling Date	Date Processed	Rec. HT	Actual HT	Units	Qualifier
<b>Total Metals</b>							
Dissolved Mercury in Water by CVAFS	5	20-JUN-12 13:40	29-JUN-12 13:21	7	9	days	EHT
Total Mercury in Water by CVAFS	5	20-JUN-12 13:40	29-JUN-12 10:36	7	9	days	EHT

## Legend & Qualifier Definitions:

EHTR-FM: Exceeded ALS recommended hold time prior to sample receipt. Field Measurement recommended.  
EHTR: Exceeded ALS recommended hold time prior to sample receipt.  
EHTL: Exceeded ALS recommended hold time prior to analysis. Sample was received less than 24 hours prior to expiry.  
EHT: Exceeded ALS recommended hold time prior to analysis.  
Rec. HT: ALS recommended hold time (see units).

### Notes\*:

Where actual sampling date is not provided to ALS, the date (& time) of receipt is used for calculation purposes.  
Where actual sampling time is not provided to ALS, the earlier of 12 noon on the sampling date or the time (& date) of receipt is used for calculation purposes. Samples for L1166467 were received on 22-JUN-12 09:15.

ALS recommended hold times may vary by province. They are assigned to meet known provincial and/or federal government requirements. In the absence of regulatory hold times, ALS establishes recommendations based on guidelines published by the US EPA, APHA Standard Methods, or Environment Canada (where available). For more information, please contact ALS.

The ALS Quality Control Report is provided to ALS clients upon request. ALS includes comprehensive QC checks with every analysis to ensure our high standards of quality are met. Each QC result has a known or expected target value, which is compared against pre-determined data quality objectives to provide confidence in the accuracy of associated test results.

Please note that this report may contain QC results from anonymous Sample Duplicates and Matrix Spikes that do not originate from this Work Order.



Company:				<input checked="" type="checkbox"/> U. Reg 155 (U. Reg 511 Amend) Table: _____		Both questions below must answered for water samples Are any samples taken from a regulated DW System? <input type="checkbox"/> Yes <input type="checkbox"/> No													
Contact:		See Other COC		Record of Site Condition <input type="checkbox"/> Yes <input type="checkbox"/> No		If yes, an authorized DW COC must be used.													
Address:				PWQO <input checked="" type="checkbox"/> MISA <input type="checkbox"/> MMER <input type="checkbox"/> CCME <input type="checkbox"/>		Is the water sampled intended for human consumption? <input type="checkbox"/> Yes <input type="checkbox"/> No													
Phone:		Fax:		Guideline Required:		Analysis Request													
Email:				TCLP Regulation 558 <input type="checkbox"/> Other:		Please indicate below Filtered, Preserved or both (F, P, F/P)													
Project:		PO:		Service Requested															
Quote #				<input checked="" type="checkbox"/> Regular TAT (7 Days)															
Invoice To:		Same as Report: <input checked="" type="checkbox"/> Yes <input type="checkbox"/> No		<input type="checkbox"/> Priority TAT 50% Surcharge (3-5 Days)															
Company:				<input type="checkbox"/> Emergency TAT 100% Surcharge (1-2 Days)															
Contact:				Specify Date Required:															
Address:				All TAT quoted material is in business days which exclude statutory holidays and weekends. Samples received past 3:00pm or Saturday/Sunday begin the next day.															
Email:																			
Account Manager		KAREN R		Sampler: MAL POTTER															
Sample #	Sample Identification (This description will appear on the report)			Date	Time	Sample Type	PH, pH, Conductivity	CL, NO2, NO3, SO4	Acidity, TSS	Total Cyanide	WAD Cyanide	CN-Frec - Col VA	Ammonia, Total Phos	OBG	Total Metals + Hg	Dissolved Metals + Hg	Hardness	Number of Containers	
1	SW4			21/06/12	10 <sup>15</sup>	WATER	↓	↓	↓	↓	↓	↓	↓	↓	↓	↓	↓	↓	9
2	SW6			↓	11 <sup>30</sup>	↓	↓	↓	↓	↓	↓	↓	↓	↓	↓	↓	↓	↓	↓
3	SW66			↓	11 <sup>30</sup>	↓	↓	↓	↓	↓	↓	↓	↓	↓	↓	↓	↓	↓	↓
4	SW5			↓	11 <sup>45</sup>	↓	↓	↓	↓	↓	↓	↓	↓	↓	↓	↓	↓	↓	↓
5	SW11			20/06/12	1 <sup>40</sup>	↓	↓	↓	↓	↓	↓	↓	↓	↓	↓	↓	↓	↓	↓
6	SW10 SW9			↓	2 <sup>10</sup>	↓	↓	↓	↓	↓	↓	↓	↓	↓	↓	↓	↓	↓	↓
7	#SW8			↓	11 <sup>20</sup>	↓	↓	↓	↓	↓	↓	↓	↓	↓	↓	↓	↓	↓	8
8	TL1a			↓	10 <sup>00</sup>	↓	↓	↓	↓	↓	↓	↓	↓	↓	↓	↓	↓	↓	9
9	TL2a			↓	10 <sup>10</sup>	↓	↓	↓	↓	↓	↓	↓	↓	↓	↓	↓	↓	↓	↓
10	TL3			↓	8 <sup>20</sup>	↓	↓	↓	↓	↓	↓	↓	↓	↓	↓	↓	↓	↓	↓
11	JCTa			↓	9 <sup>25</sup>	↓	↓	↓	↓	↓	↓	↓	↓	↓	↓	↓	↓	↓	↓
<b>Special Instructions / Comments</b>																			
*NO DISSOLVED MERCURY IN SW8																			
SHIPMENT RELEASE (client use)						SHIPMENT RECEPTION (lab use only)						SHIPMENT VERIFICATION (lab use only)							
Released by: <i>M.Potter</i>		Date & Time: 21/06/12 1:30 PM		Received by: <i>M.Potter</i>		Date & Time: 22/06/12 9:15		Temp: 9.6		Cooling Initiated: <input type="checkbox"/> Yes <input type="checkbox"/> No		Verified by: <i>M.Potter</i>		Date & Time: 22/06/12 10:05		Observations: Yes <input checked="" type="checkbox"/> No <input type="checkbox"/> If Yes add SIF			

**\*\*Failure to complete all portions of this form may delay analysis.\*\*** TAT may vary dependant on complexity of analysis and lab workload at time of submission. Please contact the lab to confirm TATs. Any known or suspected hazards relating to a sample must be noted on the chain of custody in the comments section. By use of the form the user acknowledges and agrees with the Terms and Conditions as specified on the back page.





Company: <u>Treasury Metals</u>		Information		Both questions below must answered for water samples													
Contact: <u>Mac Doiter</u>		L20, Reg 155 (U, Reg 211 Amend) Table: _____		Are any samples taken from a regulated DW System? <input type="checkbox"/> Yes <input type="checkbox"/> No													
Address: <u>899 Tree Nursery Rd</u> <u>Warrick, ON</u>		Record of Site Condition <input type="checkbox"/> Yes <input type="checkbox"/> No		If yes, an authorized DW COC must be used.													
Phone: <u>938 6961</u> Fax: <u>938 6499</u>		PWQO <input checked="" type="checkbox"/> MISA <input type="checkbox"/> MMER <input type="checkbox"/> CCME <input type="checkbox"/>		Is the water sampled intended for human consumption? <input type="checkbox"/> Yes <input type="checkbox"/> No													
Email: <u>mac@treasurymetals.com</u>		Guideline Required:		<b>Analysis Request</b> Please indicate below Filtered, Preserved or both (F, P, F/P)													
Project: <u>M0906A01</u> PO: <u>M0210-P0115</u>		TCLP Regulation 558 <input type="checkbox"/> Other:															
Quote # <u>632690</u> <u>LSD Solids Project</u>		Service Requested															
Invoice To: _____ Same as Report: <input checked="" type="checkbox"/> Yes <input type="checkbox"/> No		<input checked="" type="checkbox"/> Regular TAT (7 Days)															
Company: _____		<input type="checkbox"/> Priority TAT 50% Surcharge (3-5 Days)															
Contact: _____		<input type="checkbox"/> Emergency TAT 100% Surcharge (1-2 Days)															
Address: _____		Specify Date Required:															
Email: _____		All TAT quoted material is in business days which exclude statutory holidays and weekends. Samples received past 3:00pm or Saturday/Sunday begin the next day.															
Account Manager: <u>KAREN R</u>	Sampler: <u>MAC DOITER</u>																
Sample #	Sample Identification (This description will appear on the report)	Date	Time	Sample Type	PH, pH, Conductivity	Cl, NO2, NO3, SO4	Acidity, TSS	Total Cyanide	WAD Cyanide	CN-Free - CO <sub>2</sub> -VA	Ammonia, Total Phos.	DOG	Total Metals + Hg	Dissolved Metals + Hg	Hardness	Number of Containers	
12	SW2	26/06/12	8 <sup>00</sup>	Water	↓	↓	↓	↓	↓	↓	↓	↓	↓	↓	↓	9	
13	SW1	↓	9 <sup>00</sup>	↓	↓	↓	↓	↓	↓	↓	↓	↓	↓	↓	↓	↓	
14	SW3	↓	7 <sup>00</sup>	↓	↓	↓	↓	↓	↓	↓	↓	↓	↓	↓	↓	↓	
15	SW7	↓	11 <sup>00</sup>	↓	↓	↓	↓	↓	↓	↓	↓	↓	↓	↓	↓	↓	
16	SW10	↓	12 <sup>00</sup>	↓	↓	↓	↓	↓	↓	↓	↓	↓	↓	↓	↓	↓	
17	Field Blank	20/06/12	4 <sup>00</sup>	Water	↓	↓	↓	↓	↓	↓	↓	↓	↓	↓	↓	9	
18	Travel Blank	↓	↓	↓	↓	↓	↓	↓	↓	↓	↓	↓	↓	↓	↓	↓	
Special Instructions/Comments																	
SHIPMENT RELEASE (client use)					SHIPMENT RECEPTION (lab use only)					SHIPMENT VERIFICATION (lab use only)							
Released by: <u>MP</u> <u>21/06/12</u> <u>1:30 AM</u>		Date & Time		Received by: <u>gRb.</u>		Date & Time: <u>22/06/12 9:15</u>		Temp: <u>9.6</u>		Cooling Initiated: <input type="checkbox"/> Yes <input type="checkbox"/> No		Verified by: <u>Mac</u>		Date & Time: <u>22/06/12 10:05</u>		Observations: Yes <input type="checkbox"/> No <input checked="" type="checkbox"/> If Yes add SIF	

**\*\*Failure to complete all portions of this form may delay analysis.\*\*** TAT may vary dependant on complexity of analysis and lab workload at time of submission. Please contact the lab to confirm TATs. Any known or suspected hazards relating to a sample must be noted on the chain of custody in the comments section. By use of the form the user acknowledges and agrees with the Terms and Conditions as specified on the back page.





TREASURY METALS INC.  
ATTN: Mac Potter  
P.O. Box 789  
Dryden ON P8N 2Z4

Date Received: 20-JUL-12  
Report Date: 07-SEP-12 10:10 (MT)  
Version: FINAL REV. 2

Client Phone: 807-938-6961

## Certificate of Analysis

**Lab Work Order #:** L1181718  
**Project P.O. #:** NOT SUBMITTED  
**Job Reference:** GOLIATH  
**C of C Numbers:**  
**Legal Site Desc:** GOLIATH PROJECT

  
\_\_\_\_\_  
Karen Rutledge  
Account Manager

[This report shall not be reproduced except in full without the written authority of the Laboratory.]

ADDRESS: 1081 Barton Street, Thunder Bay, ON P7B 5N3 Canada | Phone: +1 807 623 6463 | Fax: +1 807 623 7598  
ALS CANADA LTD Part of the ALS Group A Campbell Brothers Limited Company



## ALS ENVIRONMENTAL ANALYTICAL REPORT

		Sample ID	L1181718-1	L1181718-2	L1181718-3	L1181718-4	L1181718-5
		Description	WATER	WATER	WATER	WATER	WATER
		Sampled Date	19-JUL-12	19-JUL-12	19-JUL-12	19-JUL-12	19-JUL-12
		Sampled Time	07:20	06:30	05:55	03:00	02:15
		Client ID	SW1	SW2	SW3	SW4	SW5
Grouping	Analyte						
<b>WATER</b>							
<b>Physical Tests</b>	Conductivity (EC) (uS/cm)		139	128	175	100	107
	Hardness (as CaCO3) (mg/L)		77.9	76.4	69.9	46.6	49.0
	pH (pH)		7.26	7.65	7.26	7.90	7.98
	Total Suspended Solids (mg/L)		<2.0	45.2	2.7	2.5	<2.0
<b>Anions and Nutrients</b>	Acidity (as CaCO3) (mg/L)		6.0	2.8	4.2	3.4	2.2
	Alkalinity, Total (as CaCO3) (mg/L CaCO3)		70.3	63.6	58.6	42.7	43.4
	Ammonia, Total (as N) (mg/L)		<0.020	0.028	<0.020	<0.020	<0.020
	Chloride (Cl) (mg/L)		0.32	0.24	17.4	3.23	4.12
	Nitrate (as N) (mg/L)		<0.030	0.078	<0.030	<0.030	<0.030
	Nitrite (as N) (mg/L)		<0.020	<0.020	<0.020	<0.020	<0.020
	Phosphorus (P)-Total (mg/L)		0.0096	0.0704	0.0153	0.0191	0.0099
	Sulfate (SO4) (mg/L)		0.94	0.74	2.66	1.69	2.77
<b>Cyanides</b>	Cyanide, Weak Acid Diss (mg/L)		<0.0020	<0.0020	<0.0020	<0.0020	<0.0020
	Cyanide, Total (mg/L)		<0.0020	<0.0020	<0.0020	<0.0020	<0.0020
	Cyanide, Free (mg/L)		<0.0050	<0.0050	<0.0050	<0.0050	<0.0050
<b>Total Metals</b>	Aluminum (Al)-Total (mg/L)		0.0259	0.586	0.0781	0.671	0.0118
	Antimony (Sb)-Total (mg/L)		<0.00060	<0.00060	<0.00060	<0.00060	<0.00060
	Arsenic (As)-Total (mg/L)		<0.0010	<0.0010	<0.0010	<0.0010	<0.0010
	Barium (Ba)-Total (mg/L)		0.011	0.014	0.010	0.011	<0.010
	Beryllium (Be)-Total (mg/L)		<0.0010	<0.0010	<0.0010	<0.0010	<0.0010
	Bismuth (Bi)-Total (mg/L)		<0.0010	<0.0010	<0.0010	<0.0010	<0.0010
	Boron (B)-Total (mg/L)		<0.050	<0.050	<0.050	<0.050	<0.050
	Cadmium (Cd)-Total (mg/L)		<0.000017	<0.000017	<0.000017	<0.000017	<0.000017
	Calcium (Ca)-Total (mg/L)		23.4	20.0	19.1	14.3	14.2
	Chromium (Cr)-Total (mg/L)		<0.0010	0.0014	<0.0010	<0.0010	<0.0010
	Cobalt (Co)-Total (mg/L)		<0.00050	0.00061	<0.00050	<0.00050	<0.00050
	Copper (Cu)-Total (mg/L)		<0.0010	0.0016	<0.0010	0.0019	0.0015
	Iron (Fe)-Total (mg/L)		0.405	2.03	0.362	0.570	0.123
	Lead (Pb)-Total (mg/L)		<0.0010	<0.0010	<0.0010	<0.0010	<0.0010
	Lithium (Li)-Total (mg/L)		<0.050	<0.050	<0.050	<0.050	<0.050
	Magnesium (Mg)-Total (mg/L)		3.57	5.21	4.62	2.83	3.07
	Manganese (Mn)-Total (mg/L)		0.0634	0.0841	0.0444	0.0107	0.0037
	Mercury (Hg)-Total (mg/L)		<0.000010	<0.000010	<0.000010	<0.000010	<0.000010
	Molybdenum (Mo)-Total (mg/L)		<0.0010	<0.0010	<0.0010	<0.0010	<0.0010
	Nickel (Ni)-Total (mg/L)		<0.0020	0.0021	<0.0020	<0.0020	<0.0020
	Potassium (K)-Total (mg/L)		0.61	0.76	0.83	0.93	0.99
Selenium (Se)-Total (mg/L)		<0.0010	<0.0010	<0.0010	<0.0010	<0.0010	

\* Please refer to the Reference Information section for an explanation of any qualifiers detected.

## ALS ENVIRONMENTAL ANALYTICAL REPORT

		Sample ID	L1181718-6	L1181718-7	L1181718-8	L1181718-9	L1181718-10
		Description	WATER	WATER	WATER	WATER	WATER
		Sampled Date	19-JUL-12	19-JUL-12	19-JUL-12	19-JUL-12	19-JUL-12
		Sampled Time	01:45	16:15	10:00	12:00	09:30
		Client ID	SW6	SW7	SW8	SW9	SW10
Grouping	Analyte						
<b>WATER</b>							
<b>Physical Tests</b>	Conductivity (EC) (uS/cm)		108	90.3	137	205	79.8
	Hardness (as CaCO3) (mg/L)		47.1	50.1	75.6	118	45.3
	pH (pH)		7.97	7.47	7.82	7.69	7.31
	Total Suspended Solids (mg/L)		<2.0	7.3	3.5	<2.0	<2.0
<b>Anions and Nutrients</b>	Acidity (as CaCO3) (mg/L)		2.0	2.8	2.2	3.8	3.0
	Alkalinity, Total (as CaCO3) (mg/L CaCO3)		44.5	40.0	69.8	108	37.1
	Ammonia, Total (as N) (mg/L)		<0.020	<0.020	<0.020	<0.020	<0.020
	Chloride (Cl) (mg/L)		4.16	0.18	0.13	0.27	0.18
	Nitrate (as N) (mg/L)		<0.030	0.112	0.037	0.057	0.047
	Nitrite (as N) (mg/L)		<0.020	<0.020	<0.020	<0.020	<0.020
	Phosphorus (P)-Total (mg/L)		0.0081	0.0181	0.0091	0.0081	0.0106
	Sulfate (SO4) (mg/L)		2.74	3.44	0.50	0.59	1.00
<b>Cyanides</b>	Cyanide, Weak Acid Diss (mg/L)		<0.0020	<0.0020	<0.0020	<0.0020	<0.0020
	Cyanide, Total (mg/L)		<0.0020	<0.0020	<0.0020	<0.0020	<0.0020
	Cyanide, Free (mg/L)		<0.0050	<0.0050	<0.0050	<0.0050	<0.0050
<b>Total Metals</b>	Aluminum (Al)-Total (mg/L)		0.0136	0.137	0.0342	0.0648	0.155
	Antimony (Sb)-Total (mg/L)		<0.00060	<0.00060	<0.00060	<0.00060	<0.00060
	Arsenic (As)-Total (mg/L)		<0.0010	0.0011	<0.0010	<0.0010	<0.0010
	Barium (Ba)-Total (mg/L)		<0.010	<0.010	0.020	0.019	0.012
	Beryllium (Be)-Total (mg/L)		<0.0010	<0.0010	<0.0010	<0.0010	<0.0010
	Bismuth (Bi)-Total (mg/L)		<0.0010	<0.0010	<0.0010	<0.0010	<0.0010
	Boron (B)-Total (mg/L)		<0.050	<0.050	<0.050	<0.050	<0.050
	Cadmium (Cd)-Total (mg/L)		<0.000017	<0.000017	<0.000017	<0.000017	<0.000017
	Calcium (Ca)-Total (mg/L)		14.1	15.1	25.3	35.5	14.4
	Chromium (Cr)-Total (mg/L)		<0.0010	<0.0010	<0.0010	<0.0010	<0.0010
	Cobalt (Co)-Total (mg/L)		<0.00050	<0.00050	<0.00050	<0.00050	<0.00050
	Copper (Cu)-Total (mg/L)		<0.0010	0.0012	<0.0010	<0.0010	<0.0010
	Iron (Fe)-Total (mg/L)		<0.020	0.809	0.475	0.242	1.61
	Lead (Pb)-Total (mg/L)		<0.0010	<0.0010	<0.0010	<0.0010	<0.0010
	Lithium (Li)-Total (mg/L)		<0.050	<0.050	<0.050	<0.050	<0.050
	Magnesium (Mg)-Total (mg/L)		3.11	2.69	2.20	6.51	2.04
	Manganese (Mn)-Total (mg/L)		0.0029	0.0226	0.0600	0.0639 <sup>DTC</sup>	0.0507
	Mercury (Hg)-Total (mg/L)		<0.000010	<0.000010	<0.000010	<0.000010	<0.000010
	Molybdenum (Mo)-Total (mg/L)		<0.0010	<0.0010	<0.0010	<0.0010	<0.0010
	Nickel (Ni)-Total (mg/L)		<0.0020	<0.0020	<0.0020	<0.0020	<0.0020
	Potassium (K)-Total (mg/L)		0.98	0.63	<0.50	1.45	<0.50
	Selenium (Se)-Total (mg/L)		<0.0010	<0.0010	<0.0010	<0.0010	<0.0010

\* Please refer to the Reference Information section for an explanation of any qualifiers detected.

## ALS ENVIRONMENTAL ANALYTICAL REPORT

Sample ID Description Sampled Date Sampled Time Client ID		L1181718-11 WATER 19-JUL-12 11:05 SW11	L1181718-12 WATER 19-JUL-12 06:51 TL1A	L1181718-13 WATER 19-JUL-12 08:50 TL2A	L1181718-14 WATER 19-JUL-12 08:30 TL3	L1181718-15 WATER 19-JUL-12 08:00 JCTA
Grouping	Analyte					
<b>WATER</b>						
<b>Physical Tests</b>	Conductivity (EC) (uS/cm)	33.1	86.7	152	111	95.9
	Hardness (as CaCO3) (mg/L)	18.9	49.6	89.7	66.0	53.2
	pH (pH)	5.06	7.03	7.50	7.48	7.27
	Total Suspended Solids (mg/L)	2.4	3.7	5.2	4.3	6.9
<b>Anions and Nutrients</b>	Acidity (as CaCO3) (mg/L)	16.0	5.8	3.8	2.8	3.4
	Alkalinity, Total (as CaCO3) (mg/L CaCO3)	<5.0	40.9	75.0	53.2	45.8
	Ammonia, Total (as N) (mg/L)	<0.020	0.089	0.044	<0.020	0.031
	Chloride (Cl) (mg/L)	0.11	0.32	0.18	0.58	0.41
	Nitrate (as N) (mg/L)	<0.030	<0.030	<0.030	<0.030	<0.030
	Nitrite (as N) (mg/L)	<0.020	<0.020	<0.020	<0.020	<0.020
	Phosphorus (P)-Total (mg/L)	0.0158	0.0064	0.0379	0.0244	0.0294
	Sulfate (SO4) (mg/L)	<0.30	1.23	<0.30	0.60	0.41
<b>Cyanides</b>	Cyanide, Weak Acid Diss (mg/L)	<0.0020	<0.0020	<0.0020	<0.0020	<0.0020
	Cyanide, Total (mg/L)	<0.0020	<0.0020	<0.0020	<0.0020	<0.0020
	Cyanide, Free (mg/L)	<0.0050	<0.0050	<0.0050	<0.0050	<0.0050
<b>Total Metals</b>	Aluminum (Al)-Total (mg/L)	0.539	0.0821	0.112	0.154	0.109
	Antimony (Sb)-Total (mg/L)	<0.00060	<0.00060	<0.00060	<0.00060	<0.00060
	Arsenic (As)-Total (mg/L)	0.0014	0.0010	0.0012	<0.0010	0.0010
	Barium (Ba)-Total (mg/L)	<0.010	0.013	0.010	<0.010	<0.010
	Beryllium (Be)-Total (mg/L)	<0.0010	<0.0010	<0.0010	<0.0010	<0.0010
	Bismuth (Bi)-Total (mg/L)	<0.0010	<0.0010	<0.0010	<0.0010	<0.0010
	Boron (B)-Total (mg/L)	<0.050	<0.050	<0.050	<0.050	<0.050
	Cadmium (Cd)-Total (mg/L)	0.000036	<0.000017	<0.000017	<0.000017	<0.000017
	Calcium (Ca)-Total (mg/L)	5.93	14.3	24.0	17.7	15.4
	Chromium (Cr)-Total (mg/L)	0.0013	<0.0010	<0.0010	<0.0010	<0.0010
	Cobalt (Co)-Total (mg/L)	0.00058	0.00279	<0.00050	<0.00050	0.00051
	Copper (Cu)-Total (mg/L)	<0.0010	<0.0010	<0.0010	<0.0010	<0.0010
	Iron (Fe)-Total (mg/L)	1.87	2.25	0.891	1.11	1.54
	Lead (Pb)-Total (mg/L)	<0.0010	<0.0010	<0.0010	<0.0010	<0.0010
	Lithium (Li)-Total (mg/L)	<0.050	<0.050	<0.050	<0.050	<0.050
	Magnesium (Mg)-Total (mg/L)	1.18	3.30	6.49	4.42	3.72
	Manganese (Mn)-Total (mg/L)	0.0472	1.03	0.146	0.0318	0.283
	Mercury (Hg)-Total (mg/L)	<0.000010	<0.000010	<0.000010	<0.000010	<0.000010
	Molybdenum (Mo)-Total (mg/L)	<0.0010	<0.0010	<0.0010	<0.0010	<0.0010
	Nickel (Ni)-Total (mg/L)	<0.0020	<0.0020	<0.0020	<0.0020	<0.0020
Potassium (K)-Total (mg/L)	<0.50	<0.50	1.88	0.78	0.59	
Selenium (Se)-Total (mg/L)	<0.0010	<0.0010	<0.0010	<0.0010	<0.0010	

\* Please refer to the Reference Information section for an explanation of any qualifiers detected.

# ALS ENVIRONMENTAL ANALYTICAL REPORT

	Sample ID Description Sampled Date Sampled Time Client ID	L1181718-16 WATER 19-JUL-12 08:30 TL33	L1181718-17 WATER 19-JUL-12 05:50 FIELD BLANK	L1181718-18 WATER 19-JUL-12 01:45 TRAVEL BLANK	
Grouping	Analyte				
<b>WATER</b>					
<b>Physical Tests</b>	Conductivity (EC) (uS/cm)	111	<3.0	<3.0	
	Hardness (as CaCO3) (mg/L)	63.7	<0.51	<0.51	
	pH (pH)	7.51	5.48	4.98	
	Total Suspended Solids (mg/L)	5.6	<2.0	<2.0	
<b>Anions and Nutrients</b>	Acidity (as CaCO3) (mg/L)	3.2	<2.0	<2.0	
	Alkalinity, Total (as CaCO3) (mg/L CaCO3)	53.6	<5.0	<5.0	
	Ammonia, Total (as N) (mg/L)	<0.020	<0.020	<0.020	
	Chloride (Cl) (mg/L)	0.59	<0.10	<0.10	
	Nitrate (as N) (mg/L)	<0.030	<0.030	<0.030	
	Nitrite (as N) (mg/L)	<0.020	<0.020	<0.020	
	Phosphorus (P)-Total (mg/L)	0.0251	<0.0050	<0.0050	
	Sulfate (SO4) (mg/L)	0.60	<0.30	<0.30	
<b>Cyanides</b>	Cyanide, Weak Acid Diss (mg/L)	<0.0020	<0.0020	<0.0020	
	Cyanide, Total (mg/L)	<0.0020	<0.0020	<0.0020	
	Cyanide, Free (mg/L)	<0.0050	<0.0050	<0.0050	
<b>Total Metals</b>	Aluminum (Al)-Total (mg/L)	0.163	<0.0050	<0.0050	
	Antimony (Sb)-Total (mg/L)	<0.00060	<0.00060	<0.00060	
	Arsenic (As)-Total (mg/L)	<0.0010	<0.0010	<0.0010	
	Barium (Ba)-Total (mg/L)	<0.010	<0.010	<0.010	
	Beryllium (Be)-Total (mg/L)	<0.0010	<0.0010	<0.0010	
	Bismuth (Bi)-Total (mg/L)	<0.0010	<0.0010	<0.0010	
	Boron (B)-Total (mg/L)	<0.050	<0.050	<0.050	
	Cadmium (Cd)-Total (mg/L)	<0.000017	<0.000017	<0.000017	
	Calcium (Ca)-Total (mg/L)	17.8	<0.20	<0.20	
	Chromium (Cr)-Total (mg/L)	<0.0010	<0.0010	<0.0010	
	Cobalt (Co)-Total (mg/L)	<0.00050	<0.00050	<0.00050	
	Copper (Cu)-Total (mg/L)	<0.0010	<0.0010	<0.0010	
	Iron (Fe)-Total (mg/L)	1.12	<0.020	<0.020	
	Lead (Pb)-Total (mg/L)	<0.0010	<0.0010	<0.0010	
	Lithium (Li)-Total (mg/L)	<0.050	<0.050	<0.050	
	Magnesium (Mg)-Total (mg/L)	4.41	<0.020	<0.020	
	Manganese (Mn)-Total (mg/L)	0.0332	<0.0010	<0.0010	
	Mercury (Hg)-Total (mg/L)	<0.000010	<0.000010	<0.000010	
	Molybdenum (Mo)-Total (mg/L)	<0.0010	<0.0010	<0.0010	
	Nickel (Ni)-Total (mg/L)	<0.0020	<0.0020	<0.0020	
	Potassium (K)-Total (mg/L)	0.77	<0.50	<0.50	
	Selenium (Se)-Total (mg/L)	<0.0010	<0.0010	<0.0010	

\* Please refer to the Reference Information section for an explanation of any qualifiers detected.

## ALS ENVIRONMENTAL ANALYTICAL REPORT

Sample ID Description Sampled Date Sampled Time Client ID		L1181718-1 WATER 19-JUL-12 07:20 SW1	L1181718-2 WATER 19-JUL-12 06:30 SW2	L1181718-3 WATER 19-JUL-12 05:55 SW3	L1181718-4 WATER 19-JUL-12 03:00 SW4	L1181718-5 WATER 19-JUL-12 02:15 SW5
Grouping	Analyte					
<b>WATER</b>						
<b>Total Metals</b>	Silver (Ag)-Total (mg/L)	<0.00010	<0.00010	<0.00010	<0.00010	<0.00010
	Sodium (Na)-Total (mg/L)	1.64	1.91	10.7	3.01	3.37
	Strontium (Sr)-Total (mg/L)	0.0479	0.0364	0.0517	0.0272	0.0279
	Tellurium (Te)-Total (mg/L)	<0.0010	<0.0010	<0.0010	<0.0010	<0.0010
	Thallium (Tl)-Total (mg/L)	<0.00030	<0.00030	<0.00030	<0.00030	<0.00030
	Tin (Sn)-Total (mg/L)	<0.0010	<0.0010	<0.0010	<0.0010	<0.0010
	Titanium (Ti)-Total (mg/L)	<0.0020	0.0247	0.0035	0.0206	<0.0020
	Tungsten (W)-Total (mg/L)	<0.010	<0.010	<0.010	<0.010	<0.010
	Uranium (U)-Total (mg/L)	<0.0050	<0.0050	<0.0050	<0.0050	<0.0050
	Vanadium (V)-Total (mg/L)	<0.0010	0.0021	<0.0010	0.0011	<0.0010
	Zinc (Zn)-Total (mg/L)	<0.0030	0.0046 <sup>RRV</sup>	<0.0030	<0.0030	<0.0030
	Zirconium (Zr)-Total (mg/L)	<0.0010	<0.0010	<0.0010	<0.0010	<0.0010
<b>Dissolved Metals</b>	Aluminum (Al)-Dissolved (mg/L)	<0.0050	0.0416	0.0114	0.0109	<0.0050
	Antimony (Sb)-Dissolved (mg/L)	<0.00060	<0.00060	<0.00060	<0.00060	<0.00060
	Arsenic (As)-Dissolved (mg/L)	<0.0010	<0.0010	<0.0010	<0.0010	<0.0010
	Barium (Ba)-Dissolved (mg/L)	0.011	<0.010	<0.010	<0.010	<0.010
	Beryllium (Be)-Dissolved (mg/L)	<0.0010	<0.0010	<0.0010	<0.0010	<0.0010
	Bismuth (Bi)-Dissolved (mg/L)	<0.0010	<0.0010	<0.0010	<0.0010	<0.0010
	Boron (B)-Dissolved (mg/L)	<0.050	<0.050	<0.050	<0.050	<0.050
	Cadmium (Cd)-Dissolved (mg/L)	<0.000017	<0.000017	<0.000017	<0.000017	<0.000017
	Calcium (Ca)-Dissolved (mg/L)	24.8	21.3	19.8	14.2	14.4
	Chromium (Cr)-Dissolved (mg/L)	<0.0010	<0.0010	<0.0010	<0.0010	<0.0010
	Cobalt (Co)-Dissolved (mg/L)	<0.00050	<0.00050	<0.00050	<0.00050	<0.00050
	Copper (Cu)-Dissolved (mg/L)	<0.0010	0.0010	<0.0010	0.0015	0.0011
	Iron (Fe)-Dissolved (mg/L)	0.113	0.651	0.073	<0.020	<0.020
	Lead (Pb)-Dissolved (mg/L)	<0.0010	<0.0010	<0.0010	<0.0010	<0.0010
	Lithium (Li)-Dissolved (mg/L)	<0.050	<0.050	<0.050	<0.050	<0.050
	Magnesium (Mg)-Dissolved (mg/L)	3.90	5.63	4.95	2.69	3.19
	Manganese (Mn)-Dissolved (mg/L)	0.0471	0.0559	0.0231	0.0012	<0.0010
	Mercury (Hg)-Dissolved (mg/L)	<0.000010	<0.000010	<0.000010	<0.000010	<0.000010
	Molybdenum (Mo)-Dissolved (mg/L)	<0.0010	<0.0010	<0.0010	<0.0010	<0.0010
	Nickel (Ni)-Dissolved (mg/L)	<0.0020	<0.0020	<0.0020	<0.0020	<0.0020
	Potassium (K)-Dissolved (mg/L)	0.67	0.74	0.87	0.79	1.01
	Selenium (Se)-Dissolved (mg/L)	<0.0010	<0.0010	<0.0010	<0.0010	<0.0010
	Silver (Ag)-Dissolved (mg/L)	<0.00010	<0.00010	<0.00010	<0.00010	<0.00010
	Sodium (Na)-Dissolved (mg/L)	1.77	2.06	11.1	2.96	3.44
	Strontium (Sr)-Dissolved (mg/L)	0.0468	0.0355	0.0512	0.0239	0.0265

\* Please refer to the Reference Information section for an explanation of any qualifiers detected.

## ALS ENVIRONMENTAL ANALYTICAL REPORT

Sample ID Description Sampled Date Sampled Time Client ID	L1181718-6 WATER 19-JUL-12 01:45 SW6	L1181718-7 WATER 19-JUL-12 16:15 SW7	L1181718-8 WATER 19-JUL-12 10:00 SW8	L1181718-9 WATER 19-JUL-12 12:00 SW9	L1181718-10 WATER 19-JUL-12 09:30 SW10	
Grouping	Analyte					
<b>WATER</b>						
<b>Total Metals</b>	Silver (Ag)-Total (mg/L)	<0.00010	<0.00010	<0.00010	<0.00010	<0.00010
	Sodium (Na)-Total (mg/L)	3.35	1.39	1.13	3.06	1.36
	Strontium (Sr)-Total (mg/L)	0.0279	0.0299	0.0413	0.0651	0.0284
	Tellurium (Te)-Total (mg/L)	<0.0010	<0.0010	<0.0010	<0.0010	<0.0010
	Thallium (Tl)-Total (mg/L)	<0.00030	<0.00030	<0.00030	<0.00030	<0.00030
	Tin (Sn)-Total (mg/L)	<0.0010	<0.0010	<0.0010	<0.0010	<0.0010
	Titanium (Ti)-Total (mg/L)	<0.0020	0.0052	<0.0020	0.0023	0.0035
	Tungsten (W)-Total (mg/L)	<0.010	<0.010	<0.010	<0.010	<0.010
	Uranium (U)-Total (mg/L)	<0.0050	<0.0050	<0.0050	<0.0050	<0.0050
	Vanadium (V)-Total (mg/L)	<0.0010	0.0012	<0.0010	<0.0010	0.0014
	Zinc (Zn)-Total (mg/L)	<0.0030	<0.0030	<0.0030	<0.0030	<0.0030
	Zirconium (Zr)-Total (mg/L)	<0.0010	<0.0010	<0.0010	<0.0010	<0.0010
<b>Dissolved Metals</b>	Aluminum (Al)-Dissolved (mg/L)	<0.0050	0.0822	<0.0050	0.0254	0.136
	Antimony (Sb)-Dissolved (mg/L)	<0.00060	<0.00060	<0.00060	<0.00060	<0.00060
	Arsenic (As)-Dissolved (mg/L)	<0.0010	0.0011	<0.0010	<0.0010	<0.0010
	Barium (Ba)-Dissolved (mg/L)	<0.010	<0.010	0.021	0.020	0.012
	Beryllium (Be)-Dissolved (mg/L)	<0.0010	<0.0010	<0.0010	<0.0010	<0.0010
	Bismuth (Bi)-Dissolved (mg/L)	<0.0010	<0.0010	<0.0010	<0.0010	<0.0010
	Boron (B)-Dissolved (mg/L)	<0.050	<0.050	<0.050	<0.050	<0.050
	Cadmium (Cd)-Dissolved (mg/L)	<0.000017	<0.000017	<0.000017	<0.000017	<0.000017
	Calcium (Ca)-Dissolved (mg/L)	13.7	15.4	26.4	36.2	14.6
	Chromium (Cr)-Dissolved (mg/L)	<0.0010	<0.0010	<0.0010	<0.0010	<0.0010
	Cobalt (Co)-Dissolved (mg/L)	<0.00050	<0.00050	<0.00050	<0.00050	<0.00050
	Copper (Cu)-Dissolved (mg/L)	<0.0010	<0.0010	<0.0010	<0.0010	<0.0010
	Iron (Fe)-Dissolved (mg/L)	<0.020	0.564	0.203	0.108	1.15
	Lead (Pb)-Dissolved (mg/L)	<0.0010	<0.0010	<0.0010	<0.0010	<0.0010
	Lithium (Li)-Dissolved (mg/L)	<0.050	<0.050	<0.050	<0.050	<0.050
	Magnesium (Mg)-Dissolved (mg/L)	3.13	2.81	2.34	6.68	2.13
	Manganese (Mn)-Dissolved (mg/L)	<0.0010	0.0138	0.0517	0.0837 <sup>DTC</sup>	0.0502
	Mercury (Hg)-Dissolved (mg/L)	<0.000010	<0.000010	<0.000010	<0.000010	<0.000010
	Molybdenum (Mo)-Dissolved (mg/L)	<0.0010	<0.0010	<0.0010	<0.0010	<0.0010
	Nickel (Ni)-Dissolved (mg/L)	<0.0020	<0.0020	<0.0020	<0.0020	<0.0020
	Potassium (K)-Dissolved (mg/L)	0.95	0.68	<0.50	1.49	<0.50
	Selenium (Se)-Dissolved (mg/L)	<0.0010	<0.0010	<0.0010	<0.0010	<0.0010
	Silver (Ag)-Dissolved (mg/L)	<0.00010	<0.00010	<0.00010	<0.00010	<0.00010
	Sodium (Na)-Dissolved (mg/L)	3.33	1.47	1.18	3.10	1.40
	Strontium (Sr)-Dissolved (mg/L)	0.0254	0.0305	0.0404	0.0633	0.0275

\* Please refer to the Reference Information section for an explanation of any qualifiers detected.

## ALS ENVIRONMENTAL ANALYTICAL REPORT

		Sample ID	L1181718-11	L1181718-12	L1181718-13	L1181718-14	L1181718-15
		Description	WATER	WATER	WATER	WATER	WATER
		Sampled Date	19-JUL-12	19-JUL-12	19-JUL-12	19-JUL-12	19-JUL-12
		Sampled Time	11:05	06:51	08:50	08:30	08:00
		Client ID	SW11	TL1A	TL2A	TL3	JCTA
Grouping	Analyte						
<b>WATER</b>							
<b>Total Metals</b>	Silver (Ag)-Total (mg/L)		<0.00010	<0.00010	<0.00010	<0.00010	<0.00010
	Sodium (Na)-Total (mg/L)		0.95	1.23	3.13	1.81	1.53
	Strontium (Sr)-Total (mg/L)		0.0156	0.0357	0.0594	0.0414	0.0372
	Tellurium (Te)-Total (mg/L)		<0.0010	<0.0010	<0.0010	<0.0010	<0.0010
	Thallium (Tl)-Total (mg/L)		<0.00030	<0.00030	<0.00030	<0.00030	<0.00030
	Tin (Sn)-Total (mg/L)		<0.0010	<0.0010	<0.0010	<0.0010	<0.0010
	Titanium (Ti)-Total (mg/L)		0.0130	0.0023	0.0046	0.0069	0.0046
	Tungsten (W)-Total (mg/L)		<0.010	<0.010	<0.010	<0.010	<0.010
	Uranium (U)-Total (mg/L)		<0.0050	<0.0050	<0.0050	<0.0050	<0.0050
	Vanadium (V)-Total (mg/L)		0.0012	<0.0010	<0.0010	<0.0010	<0.0010
	Zinc (Zn)-Total (mg/L)		0.0051	0.0031 <sup>RRV</sup>	<0.0030	<0.0030	<0.0030
	Zirconium (Zr)-Total (mg/L)		<0.0010	<0.0010	<0.0010	<0.0010	<0.0010
<b>Dissolved Metals</b>	Aluminum (Al)-Dissolved (mg/L)		0.511	0.0611	0.0195	0.0254	0.0332
	Antimony (Sb)-Dissolved (mg/L)		<0.00060	<0.00060	<0.00060	<0.00060	<0.00060
	Arsenic (As)-Dissolved (mg/L)		0.0012	<0.0010	0.0011	<0.0010	<0.0010
	Barium (Ba)-Dissolved (mg/L)		<0.010	0.012	<0.010	<0.010	<0.010
	Beryllium (Be)-Dissolved (mg/L)		<0.0010	<0.0010	<0.0010	<0.0010	<0.0010
	Bismuth (Bi)-Dissolved (mg/L)		<0.0010	<0.0010	<0.0010	<0.0010	<0.0010
	Boron (B)-Dissolved (mg/L)		<0.050	<0.050	<0.050	<0.050	<0.050
	Cadmium (Cd)-Dissolved (mg/L)		0.000040	<0.000017	<0.000017	<0.000017	<0.000017
	Calcium (Ca)-Dissolved (mg/L)		5.87	14.3	24.6	18.6	15.1
	Chromium (Cr)-Dissolved (mg/L)		0.0011	<0.0010	<0.0010	<0.0010	<0.0010
	Cobalt (Co)-Dissolved (mg/L)		0.00059	0.00272	<0.00050	<0.00050	<0.00050
	Copper (Cu)-Dissolved (mg/L)		<0.0010	<0.0010	<0.0010	<0.0010	<0.0010
	Iron (Fe)-Dissolved (mg/L)		1.72	1.64	0.459	0.769	0.893
	Lead (Pb)-Dissolved (mg/L)		<0.0010	<0.0010	<0.0010	<0.0010	<0.0010
	Lithium (Li)-Dissolved (mg/L)		<0.050	<0.050	<0.050	<0.050	<0.050
	Magnesium (Mg)-Dissolved (mg/L)		1.17	3.38	6.87	4.76	3.78
	Manganese (Mn)-Dissolved (mg/L)		0.0496	1.06	0.0257	0.0255	0.225
	Mercury (Hg)-Dissolved (mg/L)		<0.000010	<0.000010	<0.000010	<0.000010	<0.000010
	Molybdenum (Mo)-Dissolved (mg/L)		<0.0010	<0.0010	<0.0010	<0.0010	<0.0010
	Nickel (Ni)-Dissolved (mg/L)		<0.0020	<0.0020	<0.0020	<0.0020	<0.0020
	Potassium (K)-Dissolved (mg/L)		<0.50	<0.50	1.96	0.82	0.59
	Selenium (Se)-Dissolved (mg/L)		<0.0010	<0.0010	<0.0010	<0.0010	<0.0010
	Silver (Ag)-Dissolved (mg/L)		<0.00010	<0.00010	<0.00010	<0.00010	<0.00010
	Sodium (Na)-Dissolved (mg/L)		0.99	1.22	3.17	1.87	1.49
	Strontium (Sr)-Dissolved (mg/L)		0.0161	0.0335	0.0568	0.0404	0.0336

\* Please refer to the Reference Information section for an explanation of any qualifiers detected.

# ALS ENVIRONMENTAL ANALYTICAL REPORT

	Sample ID Description Sampled Date Sampled Time Client ID	L1181718-16 WATER 19-JUL-12 08:30 TL33	L1181718-17 WATER 19-JUL-12 05:50 FIELD BLANK	L1181718-18 WATER 19-JUL-12 01:45 TRAVEL BLANK	
Grouping	Analyte				
<b>WATER</b>					
<b>Total Metals</b>	Silver (Ag)-Total (mg/L)	<0.00010	<0.00010	<0.00010	
	Sodium (Na)-Total (mg/L)	1.80	<0.10	<0.10	
	Strontium (Sr)-Total (mg/L)	0.0415	<0.0010	<0.0010	
	Tellurium (Te)-Total (mg/L)	<0.0010	<0.0010	<0.0010	
	Thallium (Tl)-Total (mg/L)	<0.00030	<0.00030	<0.00030	
	Tin (Sn)-Total (mg/L)	<0.0010	<0.0010	<0.0010	
	Titanium (Ti)-Total (mg/L)	0.0078	<0.0020	<0.0020	
	Tungsten (W)-Total (mg/L)	<0.010	<0.010	<0.010	
	Uranium (U)-Total (mg/L)	<0.0050	<0.0050	<0.0050	
	Vanadium (V)-Total (mg/L)	<0.0010	<0.0010	<0.0010	
	Zinc (Zn)-Total (mg/L)	<0.0030	<0.0030	<0.0030	
	Zirconium (Zr)-Total (mg/L)	<0.0010	<0.0010	<0.0010	
<b>Dissolved Metals</b>	Aluminum (Al)-Dissolved (mg/L)	0.0255	<0.0050	<0.0050	
	Antimony (Sb)-Dissolved (mg/L)	<0.00060	<0.00060	<0.00060	
	Arsenic (As)-Dissolved (mg/L)	<0.0010	<0.0010	<0.0010	
	Barium (Ba)-Dissolved (mg/L)	<0.010	<0.010	<0.010	
	Beryllium (Be)-Dissolved (mg/L)	<0.0010	<0.0010	<0.0010	
	Bismuth (Bi)-Dissolved (mg/L)	<0.0010	<0.0010	<0.0010	
	Boron (B)-Dissolved (mg/L)	<0.050	<0.050	<0.050	
	Cadmium (Cd)-Dissolved (mg/L)	<0.000017	<0.000017	<0.000017	
	Calcium (Ca)-Dissolved (mg/L)	18.0	<0.20	<0.20	
	Chromium (Cr)-Dissolved (mg/L)	<0.0010	<0.0010	<0.0010	
	Cobalt (Co)-Dissolved (mg/L)	<0.00050	<0.00050	<0.00050	
	Copper (Cu)-Dissolved (mg/L)	<0.0010	<0.0010	<0.0010	
	Iron (Fe)-Dissolved (mg/L)	0.731	<0.020	<0.020	
	Lead (Pb)-Dissolved (mg/L)	<0.0010	<0.0010	<0.0010	
	Lithium (Li)-Dissolved (mg/L)	<0.050	<0.050	<0.050	
	Magnesium (Mg)-Dissolved (mg/L)	4.55	<0.020	<0.020	
	Manganese (Mn)-Dissolved (mg/L)	0.0258	<0.0010	<0.0010	
	Mercury (Hg)-Dissolved (mg/L)	<0.000010	<0.000010	<0.000010	
	Molybdenum (Mo)-Dissolved (mg/L)	<0.0010	<0.0010	<0.0010	
	Nickel (Ni)-Dissolved (mg/L)	<0.0020	<0.0020	<0.0020	
	Potassium (K)-Dissolved (mg/L)	0.78	<0.50	<0.50	
	Selenium (Se)-Dissolved (mg/L)	<0.0010	<0.0010	<0.0010	
	Silver (Ag)-Dissolved (mg/L)	<0.00010	<0.00010	<0.00010	
	Sodium (Na)-Dissolved (mg/L)	1.78	<0.10	<0.10	
	Strontium (Sr)-Dissolved (mg/L)	0.0385	<0.0010	<0.0010	

\* Please refer to the Reference Information section for an explanation of any qualifiers detected.



## ALS ENVIRONMENTAL ANALYTICAL REPORT

		Sample ID	L1181718-1	L1181718-2	L1181718-3	L1181718-4	L1181718-5
		Description	WATER	WATER	WATER	WATER	WATER
		Sampled Date	19-JUL-12	19-JUL-12	19-JUL-12	19-JUL-12	19-JUL-12
		Sampled Time	07:20	06:30	05:55	03:00	02:15
		Client ID	SW1	SW2	SW3	SW4	SW5
Grouping	Analyte						
<b>WATER</b>							
<b>Dissolved Metals</b>	Tellurium (Te)-Dissolved (mg/L)	<0.0010	<0.0010	<0.0010	<0.0010	<0.0010	<0.0010
	Thallium (Tl)-Dissolved (mg/L)	<0.00030	<0.00030	<0.00030	<0.00030	<0.00030	<0.00030
	Tin (Sn)-Dissolved (mg/L)	<0.0010	<0.0010	<0.0010	<0.0010	<0.0010	<0.0010
	Titanium (Ti)-Dissolved (mg/L)	<0.0020	0.0024	<0.0020	<0.0020	<0.0020	<0.0020
	Tungsten (W)-Dissolved (mg/L)	<0.010	<0.010	<0.010	<0.010	<0.010	<0.010
	Uranium (U)-Dissolved (mg/L)	<0.0050	<0.0050	<0.0050	<0.0050	<0.0050	<0.0050
	Vanadium (V)-Dissolved (mg/L)	<0.0010	<0.0010	<0.0010	<0.0010	<0.0010	<0.0010
	Zinc (Zn)-Dissolved (mg/L)	<0.0030		<0.0030	<0.0030	0.0035	0.0035
	Zirconium (Zr)-Dissolved (mg/L)	<0.0010	<0.0010	<0.0010	<0.0010	<0.0010	<0.0010
<b>Aggregate Organics</b>	Oil and Grease, Total (mg/L)	<2.0	<2.0	<2.0	<2.0	<2.0	<2.0

\* Please refer to the Reference Information section for an explanation of any qualifiers detected.

# ALS ENVIRONMENTAL ANALYTICAL REPORT

Sample ID	Description	Sampled Date	Sampled Time	Client ID	L1181718-6	L1181718-7	L1181718-8	L1181718-9	L1181718-10
					WATER	WATER	WATER	WATER	WATER
		19-JUL-12	01:45	SW6	19-JUL-12	16:15	19-JUL-12	12:00	19-JUL-12
					SW6	SW7	SW8	SW9	SW10
Grouping	Analyte								
<b>WATER</b>									
<b>Dissolved Metals</b>	Tellurium (Te)-Dissolved (mg/L)	<0.0010	<0.0010	<0.0010	<0.0010	<0.0010	<0.0010	<0.0010	<0.0010
	Thallium (Tl)-Dissolved (mg/L)	<0.00030	<0.00030	<0.00030	<0.00030	<0.00030	<0.00030	<0.00030	<0.00030
	Tin (Sn)-Dissolved (mg/L)	<0.0010	<0.0010	<0.0010	<0.0010	<0.0010	<0.0010	<0.0010	<0.0010
	Titanium (Ti)-Dissolved (mg/L)	<0.0020	0.0023	<0.0020	<0.0020	<0.0020	<0.0020	<0.0020	0.0025
	Tungsten (W)-Dissolved (mg/L)	<0.010	<0.010	<0.010	<0.010	<0.010	<0.010	<0.010	<0.010
	Uranium (U)-Dissolved (mg/L)	<0.0050	<0.0050	<0.0050	<0.0050	<0.0050	<0.0050	<0.0050	<0.0050
	Vanadium (V)-Dissolved (mg/L)	<0.0010	0.0010	<0.0010	<0.0010	<0.0010	<0.0010	<0.0010	0.0012
	Zinc (Zn)-Dissolved (mg/L)	<0.0030	<0.0030	<0.0030	<0.0030	0.0045	<0.0030	0.0045	<0.0030
	Zirconium (Zr)-Dissolved (mg/L)	<0.0010	<0.0010	<0.0010	<0.0010	<0.0010	<0.0010	<0.0010	<0.0010
<b>Aggregate Organics</b>	Oil and Grease, Total (mg/L)	<2.0	<2.0	<2.0	<2.0	<2.0	<2.0	<2.0	<2.0

\* Please refer to the Reference Information section for an explanation of any qualifiers detected.

## ALS ENVIRONMENTAL ANALYTICAL REPORT

		Sample ID	L1181718-11	L1181718-12	L1181718-13	L1181718-14	L1181718-15
		Description	WATER	WATER	WATER	WATER	WATER
		Sampled Date	19-JUL-12	19-JUL-12	19-JUL-12	19-JUL-12	19-JUL-12
		Sampled Time	11:05	06:51	08:50	08:30	08:00
		Client ID	SW11	TL1A	TL2A	TL3	JCTA
Grouping	Analyte						
<b>WATER</b>							
<b>Dissolved Metals</b>	Tellurium (Te)-Dissolved (mg/L)	<0.0010	<0.0010	<0.0010	<0.0010	<0.0010	<0.0010
	Thallium (Tl)-Dissolved (mg/L)	<0.00030	<0.00030	<0.00030	<0.00030	<0.00030	<0.00030
	Tin (Sn)-Dissolved (mg/L)	<0.0010	<0.0010	<0.0010	<0.0010	<0.0010	<0.0010
	Titanium (Ti)-Dissolved (mg/L)	0.0108	<0.0020	<0.0020	<0.0020	<0.0020	<0.0020
	Tungsten (W)-Dissolved (mg/L)	<0.010	<0.010	<0.010	<0.010	<0.010	<0.010
	Uranium (U)-Dissolved (mg/L)	<0.0050	<0.0050	<0.0050	<0.0050	<0.0050	<0.0050
	Vanadium (V)-Dissolved (mg/L)	0.0013	<0.0010	<0.0010	<0.0010	<0.0010	<0.0010
	Zinc (Zn)-Dissolved (mg/L)	0.0096	<0.0030	0.0033	<0.0030	<0.0030	<0.0030
	Zirconium (Zr)-Dissolved (mg/L)	<0.0010	<0.0010	<0.0010	<0.0010	<0.0010	<0.0010
<b>Aggregate Organics</b>	Oil and Grease, Total (mg/L)	<2.0	<2.0	<2.0	<2.0	<2.0	<2.0

\* Please refer to the Reference Information section for an explanation of any qualifiers detected.

# ALS ENVIRONMENTAL ANALYTICAL REPORT

	<b>Sample ID</b> <b>Description</b> <b>Sampled Date</b> <b>Sampled Time</b> <b>Client ID</b>	L1181718-16 WATER 19-JUL-12 08:30 TL33	L1181718-17 WATER 19-JUL-12 05:50 FIELD BLANK	L1181718-18 WATER 19-JUL-12 01:45 TRAVEL BLANK	
<b>Grouping</b>	<b>Analyte</b>				
<b>WATER</b>					
<b>Dissolved Metals</b>	Tellurium (Te)-Dissolved (mg/L)	<0.0010	<0.0010	<0.0010	
	Thallium (Tl)-Dissolved (mg/L)	<0.00030	<0.00030	<0.00030	
	Tin (Sn)-Dissolved (mg/L)	<0.0010	<0.0010	<0.0010	
	Titanium (Ti)-Dissolved (mg/L)	<0.0020	<0.0020	<0.0020	
	Tungsten (W)-Dissolved (mg/L)	<0.010	<0.010	<0.010	
	Uranium (U)-Dissolved (mg/L)	<0.0050	<0.0050	<0.0050	
	Vanadium (V)-Dissolved (mg/L)	<0.0010	<0.0010	<0.0010	
	Zinc (Zn)-Dissolved (mg/L)	<0.0030	<0.0030	<0.0030	
	Zirconium (Zr)-Dissolved (mg/L)	<0.0010	<0.0010	<0.0010	
<b>Aggregate Organics</b>	Oil and Grease, Total (mg/L)	<2.0	<2.0	<2.0	

\* Please refer to the Reference Information section for an explanation of any qualifiers detected.

## Reference Information

## QC Samples with Qualifiers &amp; Comments:

QC Type Description	Parameter	Qualifier	Applies to Sample Number(s)
Duplicate	Cyanide, Free	DLA	L1181718-1, -10, -11, -12, -13, -14, -15, -16, -17, -18, -2, -3, -4, -5, -6, -7, -8, -9
Duplicate	Manganese (Mn)-Total	DUP-H	L1181718-1, -10, -11, -12, -13, -14, -15, -16, -17, -18, -2, -3, -4, -5, -6, -8, -9
Duplicate	Titanium (Ti)-Total	DUP-H	L1181718-1, -10, -11, -12, -13, -14, -15, -16, -17, -18, -2, -3, -4, -5, -6, -8, -9
Matrix Spike	Aluminum (Al)-Total	MS-B	L1181718-1, -10, -11, -12, -13, -14, -15, -16, -17, -18, -2, -3, -4, -5, -6, -8, -9
Matrix Spike	Calcium (Ca)-Total	MS-B	L1181718-1, -10, -11, -12, -13, -14, -15, -16, -17, -18, -2, -3, -4, -5, -6, -8, -9
Matrix Spike	Magnesium (Mg)-Total	MS-B	L1181718-1, -10, -11, -12, -13, -14, -15, -16, -17, -18, -2, -3, -4, -5, -6, -8, -9
Matrix Spike	Sodium (Na)-Total	MS-B	L1181718-1, -10, -11, -12, -13, -14, -15, -16, -17, -18, -2, -3, -4, -5, -6, -8, -9
Matrix Spike	Strontium (Sr)-Total	MS-B	L1181718-1, -10, -11, -12, -13, -14, -15, -16, -17, -18, -2, -3, -4, -5, -6, -8, -9
Matrix Spike	Calcium (Ca)-Dissolved	MS-B	L1181718-1, -10, -12, -13, -14, -15, -16, -17, -18, -2, -3, -4, -5, -6, -7, -8, -9
Matrix Spike	Magnesium (Mg)-Dissolved	MS-B	L1181718-1, -10, -12, -13, -14, -15, -16, -17, -18, -2, -3, -4, -5, -6, -7, -8, -9
Matrix Spike	Manganese (Mn)-Dissolved	MS-B	L1181718-1, -10, -12, -13, -14, -15, -16, -17, -18, -2, -3, -4, -5, -6, -7, -8, -9
Matrix Spike	Sodium (Na)-Dissolved	MS-B	L1181718-1, -10, -12, -13, -14, -15, -16, -17, -18, -2, -3, -4, -5, -6, -7, -8, -9
Matrix Spike	Strontium (Sr)-Dissolved	MS-B	L1181718-1, -10, -12, -13, -14, -15, -16, -17, -18, -2, -3, -4, -5, -6, -7, -8, -9
Matrix Spike	Barium (Ba)-Dissolved	MS-B	L1181718-1, -10, -12, -13, -14, -15, -16, -17, -18, -2, -3, -4, -5, -6, -7, -8, -9
Matrix Spike	Magnesium (Mg)-Dissolved	MS-B	L1181718-1, -10, -12, -13, -14, -15, -16, -17, -18, -2, -3, -4, -5, -6, -7, -8, -9
Matrix Spike	Manganese (Mn)-Dissolved	MS-B	L1181718-1, -10, -12, -13, -14, -15, -16, -17, -18, -2, -3, -4, -5, -6, -7, -8, -9
Matrix Spike	Potassium (K)-Dissolved	MS-B	L1181718-1, -10, -12, -13, -14, -15, -16, -17, -18, -2, -3, -4, -5, -6, -7, -8, -9
Matrix Spike	Sodium (Na)-Dissolved	MS-B	L1181718-1, -10, -12, -13, -14, -15, -16, -17, -18, -2, -3, -4, -5, -6, -7, -8, -9
Matrix Spike	Barium (Ba)-Dissolved	MS-B	L1181718-1, -10, -12, -13, -14, -15, -16, -17, -18, -2, -3, -4, -5, -6, -7, -8, -9
Matrix Spike	Calcium (Ca)-Dissolved	MS-B	L1181718-1, -10, -12, -13, -14, -15, -16, -17, -18, -2, -3, -4, -5, -6, -7, -8, -9
Matrix Spike	Magnesium (Mg)-Dissolved	MS-B	L1181718-1, -10, -12, -13, -14, -15, -16, -17, -18, -2, -3, -4, -5, -6, -7, -8, -9
Matrix Spike	Sodium (Na)-Dissolved	MS-B	L1181718-1, -10, -12, -13, -14, -15, -16, -17, -18, -2, -3, -4, -5, -6, -7, -8, -9
Matrix Spike	Strontium (Sr)-Dissolved	MS-B	L1181718-1, -10, -12, -13, -14, -15, -16, -17, -18, -2, -3, -4, -5, -6, -7, -8, -9
Matrix Spike	Antimony (Sb)-Dissolved	MS-B	L1181718-1, -10, -12, -13, -14, -15, -16, -17, -18, -2, -3, -4, -5, -6, -7, -8, -9
Matrix Spike	Barium (Ba)-Dissolved	MS-B	L1181718-1, -10, -12, -13, -14, -15, -16, -17, -18, -2, -3, -4, -5, -6, -7, -8, -9
Matrix Spike	Calcium (Ca)-Dissolved	MS-B	L1181718-1, -10, -12, -13, -14, -15, -16, -17, -18, -2, -3, -4, -5, -6, -7, -8, -9
Matrix Spike	Magnesium (Mg)-Dissolved	MS-B	L1181718-1, -10, -12, -13, -14, -15, -16, -17, -18, -2, -3, -4, -5, -6, -7, -8, -9
Matrix Spike	Molybdenum (Mo)-Dissolved	MS-B	L1181718-1, -10, -12, -13, -14, -15, -16, -17, -18, -2, -3, -4, -5, -6, -7, -8, -9
Matrix Spike	Potassium (K)-Dissolved	MS-B	L1181718-1, -10, -12, -13, -14, -15, -16, -17, -18, -2, -3, -4, -5, -6, -7, -8, -9
Matrix Spike	Sodium (Na)-Dissolved	MS-B	L1181718-1, -10, -12, -13, -14, -15, -16, -17, -18, -2, -3, -4, -5, -6, -7, -8, -9
Matrix Spike	Strontium (Sr)-Dissolved	MS-B	L1181718-1, -10, -12, -13, -14, -15, -16, -17, -18, -2, -3, -4, -5, -6, -7, -8, -9
Matrix Spike	Manganese (Mn)-Dissolved	MS-B	L1181718-12
Matrix Spike	Aluminum (Al)-Dissolved	MS-B	L1181718-12

## Reference Information

	Parameter	Qualifier	Applies to Sample Number(s)
Matrix Spike	Barium (Ba)-Dissolved	MS-B	L1181718-12
Matrix Spike	Boron (B)-Dissolved	MS-B	L1181718-12
Matrix Spike	Calcium (Ca)-Dissolved	MS-B	L1181718-12
Matrix Spike	Magnesium (Mg)-Dissolved	MS-B	L1181718-12
Matrix Spike	Manganese (Mn)-Dissolved	MS-B	L1181718-12
Matrix Spike	Potassium (K)-Dissolved	MS-B	L1181718-12
Matrix Spike	Sodium (Na)-Dissolved	MS-B	L1181718-12
Matrix Spike	Strontium (Sr)-Dissolved	MS-B	L1181718-12
Matrix Spike	Barium (Ba)-Dissolved	MS-B	L1181718-12
Matrix Spike	Calcium (Ca)-Dissolved	MS-B	L1181718-12
Matrix Spike	Magnesium (Mg)-Dissolved	MS-B	L1181718-12
Matrix Spike	Manganese (Mn)-Dissolved	MS-B	L1181718-12
Matrix Spike	Sodium (Na)-Dissolved	MS-B	L1181718-12
Matrix Spike	Strontium (Sr)-Dissolved	MS-B	L1181718-12

### Qualifiers for Individual Parameters Listed:

Qualifier	Description
DLA	Detection Limit Adjusted For required dilution
DTC	Dissolved concentration exceeds total. Results were confirmed by re-analysis.
DUP-H	Duplicate results outside ALS DQO, due to sample heterogeneity.
MS-B	Matrix Spike recovery could not be accurately calculated due to high analyte background in sample.
RRV	Reported Result Verified By Repeat Analysis

### Test Method References:

ALS Test Code	Matrix	Test Description	Method Reference**
<b>ACIDITY-TB</b>	Water	Acidity (as CaCO <sub>3</sub> )	APHA 2310 B-POTENTIOMETRIC TITRATION
Aqueous matrices are analyzed by potentiometry. Acidity reported includes acidity caused by hydrolyzable metals present in the sample.			
<b>ALK-TOT-CAP-TB</b>	Water	Alkalinity, Total (as CaCO <sub>3</sub> )	APHA 2320 B-Auto-Pot. Titration
<b>CL-IC-TB</b>	Water	Anions by Ion Chromatography	EPA 300.1 (modified)
Anions in aqueous matrices are analyzed using ion chromatography with conductivity and/or UV absorbance detectors.			
<b>CN-FREE-CFA-VA</b>	Water	Free Cyanide in water by CFA	ASTM 7237
This analysis is carried out using procedures adapted from ASTM Method 7237 "Free Cyanide with Flow Injection Analysis (FIA) Utilizing Gas Diffusion Separation and Amperometric Detection". Free cyanide is determined by in-line gas diffusion at pH 6 with final determination by colourimetric analysis.			
<b>CN-TOT-WT</b>	Water	Cyanide, Total	APHA 4500CN C E-STRONG ACID DIST COLORIM
Total cyanide is determined by the combination of UV digestion and distillation. Cyanide is converted to cyanogen chloride by reacting with chloramine-T, the cyanogen chloride then reacts with a combination of barbituric acid and isonicotinic acid to form a highly colored complex.			
When using this method, high levels of thiocyanate in samples can cause false positives at ~1-2% of the thiocyanate concentration. For samples with detectable cyanide analyzed by this method, ALS recommends analysis for thiocyanate to check for this potential interference			
<b>CN-WAD-WT</b>	Water	Cyanide, Weak Acid Diss	APHA 4500CN I-Weak acid Dist Colorimet
Weak acid dissociable cyanide (WAD) is determined by undergoing a distillation procedure. Cyanide is converted to cyanogen chloride by reacting with chloramine-T, the cyanogen chloride then reacts with a combination of barbituric acid and isonicotinic acid to form a highly colored complex.			
<b>EC-CAP-TB</b>	Water	Conductivity (EC)	APHA 2510 B-ELECTRODE
<b>HARDNESS-CALC-TB</b>	Water	Hardness (as CaCO <sub>3</sub> )	CALCULATION
<b>HG-D-CVAF-TB</b>	Water	Dissolved Mercury in Water by CVAFS	EPA 245.7
<b>HG-T-CVAF-TB</b>	Water	Total Mercury in Water by CVAFS	EPA 245.7
<b>MET-D-MS-TB</b>	Water	Dissolved Metals by ICPMS	APHA 3030B/EPA 6020A
This analysis involves filtration (APHA 3030B) and analysis by inductively coupled plasma - mass spectrometry (EPA Method 6020A).			
<b>MET-T-MS-TB</b>	Water	Total Metals by ICPMS	APHA 3030E/EPA 6020A
This analysis involves preliminary sample treatment by hotblock acid digestion (APHA 3030E). Instrumental analysis is by inductively coupled plasma - mass spectrometry (EPA Method 6020A).			
		Ammonia by Discrete Analyzer	APHA 4500-NH3 G. (modified)

## Reference Information

<b>NH3-COL-TB</b>	Water		
Ammonia in aqueous matrices is analyzed using discrete analyzer with colourimetric detection.			
<b>NO2-IC-TB</b>	Water	Anions by Ion Chromatography	EPA 300.1 (modified)
Anions in aqueous matrices are analyzed using ion chromatography with conductivity and/or UV absorbance detectors.			
<b>NO3-IC-TB</b>	Water	Anions by Ion Chromatography	EPA 300.1 (modified)
Anions in aqueous matrices are analyzed using ion chromatography with conductivity and/or UV absorbance detectors.			
<b>OGG-TOT-WT</b>	Water	Oil and Grease, Total	APHA 5520 B
Sample is extracted with hexane, extract is then evaporated and the residue is weighed to determine total oil and grease.			
<b>P-T-COL-TB</b>	Water	Total Phosphorus by Discrete Analyzer	APHA 4500-P B, F, G (modified)
Phosphorus in aqueous matrices is analyzed using discrete Analyzer with colourimetric detection.			
<b>PH-CAP-TB</b>	Water	pH	APHA 4500-H-ELECTRODE
<b>SO4-IC-TB</b>	Water	Anions by Ion Chromatography	EPA 300.1 (modified)
Anions in aqueous matrices are analyzed using ion chromatography with conductivity and/or UV absorbance detectors.			
<b>SOLIDS-TOTSUS-TB</b>	Water	Total Suspended Solids	APHA 2540 D (modified)
Aqueous matrices are analyzed using gravimetry			

\*\* ALS test methods may incorporate modifications from specified reference methods to improve performance.

*The last two letters of the above test code(s) indicate the laboratory that performed analytical analysis for that test. Refer to the list below:*

Laboratory Definition Code	Laboratory Location
TB	ALS ENVIRONMENTAL - THUNDER BAY, ONTARIO, CANADA
WT	ALS ENVIRONMENTAL - WATERLOO, ONTARIO, CANADA
VA	ALS ENVIRONMENTAL - VANCOUVER, BRITISH COLUMBIA, CANADA

### Chain of Custody Numbers:

#### GLOSSARY OF REPORT TERMS

*Surrogate - A compound that is similar in behaviour to target analyte(s), but that does not occur naturally in environmental samples. For applicable tests, surrogates are added to samples prior to analysis as a check on recovery.*

*mg/kg - milligrams per kilogram based on dry weight of sample.*

*mg/kg wwt - milligrams per kilogram based on wet weight of sample.*

*mg/kg lwt - milligrams per kilogram based on lipid-adjusted weight of sample.*

*mg/L - milligrams per litre.*

*< - Less than.*

*D.L. - The reported Detection Limit, also known as the Limit of Reporting (LOR).*

*N/A - Result not available. Refer to qualifier code and definition for explanation.*

*Test results reported relate only to the samples as received by the laboratory.*

**UNLESS OTHERWISE STATED, ALL SAMPLES WERE RECEIVED IN ACCEPTABLE CONDITION.**

*Analytical results in unsigned test reports with the DRAFT watermark are subject to change, pending final QC review.*



## Quality Control Report

Workorder: L1181718

Report Date: 07-SEP-12

Page 1 of 33

Client: TREASURY METALS INC.  
 P.O. Box 789  
 Dryden ON P8N 2Z4  
 Contact: Mac Potter

Test	Matrix	Reference	Result	Qualifier	Units	RPD	Limit	Analyzed
<b>ACIDITY-TB</b>								
	<b>Water</b>							
<b>Batch</b>	<b>R2407432</b>							
<b>WG1517116-2</b>	<b>LCS</b>							
Acidity (as CaCO3)			105.6		%		85-115	30-JUL-12
<b>WG1517116-1</b>	<b>MB</b>							
Acidity (as CaCO3)			<2.0		mg/L		2	30-JUL-12
<b>ALK-TOT-CAP-TB</b>								
	<b>Water</b>							
<b>Batch</b>	<b>R2404329</b>							
<b>WG1511893-2</b>	<b>LCS</b>							
Alkalinity, Total (as CaCO3)			93.5		%		85-115	20-JUL-12
<b>WG1511893-1</b>	<b>MB</b>							
Alkalinity, Total (as CaCO3)			<5.0		mg/L CaCO3		5	20-JUL-12
<b>CL-IC-TB</b>								
	<b>Water</b>							
<b>Batch</b>	<b>R2404488</b>							
<b>WG1514315-2</b>	<b>LCS</b>							
Chloride (Cl)			97.7		%		90-110	24-JUL-12
<b>WG1514315-1</b>	<b>MB</b>							
Chloride (Cl)			<0.10		mg/L		0.1	24-JUL-12
<b>WG1514315-4</b>	<b>MS</b>	<b>L1183216-6</b>						
Chloride (Cl)			104.8		%		75-125	24-JUL-12
<b>Batch</b>	<b>R2404831</b>							
<b>WG1512866-3</b>	<b>DUP</b>	<b>L1181718-8</b>						
Chloride (Cl)		0.13	0.13		mg/L	1.4	20	20-JUL-12
<b>WG1512866-2</b>	<b>LCS</b>							
Chloride (Cl)			98.9		%		90-110	20-JUL-12
<b>WG1512866-1</b>	<b>MB</b>							
Chloride (Cl)			<0.10		mg/L		0.1	20-JUL-12
<b>WG1512866-4</b>	<b>MS</b>	<b>L1181718-8</b>						
Chloride (Cl)			102.4		%		75-125	20-JUL-12
<b>WG1512866-6</b>	<b>MS</b>	<b>L1181792-4</b>						
Chloride (Cl)			103.0		%		75-125	20-JUL-12
<b>CN-FREE-CFA-VA</b>								
	<b>Water</b>							
<b>Batch</b>	<b>R2407699</b>							
<b>WG1516771-8</b>	<b>DUP</b>	<b>L1181718-6</b>						
Cyanide, Free		<0.0050	<0.0050	RPD-NA	mg/L	N/A	20	28-JUL-12
<b>WG1516771-11</b>	<b>LCS</b>							
Cyanide, Free			102.6		%		80-120	28-JUL-12
<b>WG1516771-15</b>	<b>LCS</b>							
Cyanide, Free			104.2		%		80-120	28-JUL-12
<b>WG1516771-2</b>	<b>LCS</b>							





## Quality Control Report

Workorder: L1181718

Report Date: 07-SEP-12

Page 2 of 33

Test	Matrix	Reference	Result	Qualifier	Units	RPD	Limit	Analyzed
<b>CN-FREE-CFA-VA</b>								
	<b>Water</b>							
<b>Batch</b>	<b>R2407699</b>							
<b>WG1516771-2</b>	<b>LCS</b>							
Cyanide, Free			102.8		%		80-120	28-JUL-12
<b>WG1516771-7</b>	<b>LCS</b>							
Cyanide, Free			102.6		%		80-120	28-JUL-12
<b>WG1516771-1</b>	<b>MB</b>							
Cyanide, Free			<0.0050		mg/L		0.005	28-JUL-12
<b>WG1516771-10</b>	<b>MB</b>							
Cyanide, Free			<0.0050		mg/L		0.005	28-JUL-12
<b>WG1516771-14</b>	<b>MB</b>							
Cyanide, Free			<0.0050		mg/L		0.005	28-JUL-12
<b>WG1516771-6</b>	<b>MB</b>							
Cyanide, Free			<0.0050		mg/L		0.005	28-JUL-12
<b>WG1516771-13</b>	<b>MS</b>	<b>L1181792-10</b>						
Cyanide, Free			100.6		%		70-130	28-JUL-12
<b>WG1516771-5</b>	<b>MS</b>	<b>L1182442-3</b>						
Cyanide, Free			100.7		%		70-130	28-JUL-12
<b>WG1516771-9</b>	<b>MS</b>	<b>L1181718-6</b>						
Cyanide, Free			102.0		%		70-130	28-JUL-12
<b>CN-TOT-WT</b>								
	<b>Water</b>							
<b>Batch</b>	<b>R2404721</b>							
<b>WG1513680-4</b>	<b>CVS</b>							
Cyanide, Total			102.5		%		85-115	24-JUL-12
<b>WG1513680-6</b>	<b>DUP</b>	<b>L1181718-1</b>						
Cyanide, Total		<0.0020	<0.0020	RPD-NA	mg/L	N/A	20	24-JUL-12
<b>WG1513680-3</b>	<b>LCS</b>							
Cyanide, Total			99.1		%		80-120	24-JUL-12
<b>WG1513680-1</b>	<b>MB</b>							
Cyanide, Total			<0.0020		mg/L		0.002	24-JUL-12
<b>CN-WAD-WT</b>								
	<b>Water</b>							
<b>Batch</b>	<b>R2405217</b>							
<b>WG1514600-4</b>	<b>CVS</b>							
Cyanide, Weak Acid Diss			89.5		%		85-115	25-JUL-12
<b>WG1514600-2</b>	<b>DUP</b>	<b>L1181718-1</b>						
Cyanide, Weak Acid Diss		<0.0020	<0.0020	RPD-NA	mg/L	N/A	20	25-JUL-12
<b>WG1514600-3</b>	<b>LCS</b>							
Cyanide, Weak Acid Diss			112.8		%		80-120	25-JUL-12
<b>WG1514600-1</b>	<b>MB</b>							
Cyanide, Weak Acid Diss			<0.0020		mg/L		0.002	25-JUL-12



## Quality Control Report

Workorder: L1181718

Report Date: 07-SEP-12

Page 3 of 33

Test	Matrix	Reference	Result	Qualifier	Units	RPD	Limit	Analyzed
<b>EC-CAP-TB</b>								
<b>Water</b>								
<b>Batch</b>	<b>R2404329</b>							
<b>WG1511893-2</b>	<b>LCS</b>							
Conductivity (EC)			96.9		%		90-110	20-JUL-12
<b>WG1511893-1</b>	<b>MB</b>							
Conductivity (EC)			<3.0		uS/cm		3	20-JUL-12
<b>HG-D-CVAF-TB</b>								
<b>Water</b>								
<b>Batch</b>	<b>R2403080</b>							
<b>WG1512770-4</b>	<b>DUP</b>	<b>L1181718-7</b>						
Mercury (Hg)-Dissolved		<0.000010	<0.000010	RPD-NA	mg/L	N/A	20	23-JUL-12
<b>WG1512770-2</b>	<b>LCS</b>							
Mercury (Hg)-Dissolved			100.5		%		80-120	23-JUL-12
<b>WG1512770-1</b>	<b>MB</b>							
Mercury (Hg)-Dissolved			<0.000010		mg/L		0.00001	23-JUL-12
<b>WG1512770-5</b>	<b>MS</b>	<b>L1181718-7</b>						
Mercury (Hg)-Dissolved			100.9		%		70-130	23-JUL-12
<b>HG-T-CVAF-TB</b>								
<b>Water</b>								
<b>Batch</b>	<b>R2403072</b>							
<b>WG1512767-4</b>	<b>DUP</b>	<b>L1181718-9</b>						
Mercury (Hg)-Total		<0.000010	<0.000010	RPD-NA	mg/L	N/A	20	23-JUL-12
<b>WG1512767-2</b>	<b>LCS</b>							
Mercury (Hg)-Total			100.5		%		80-120	23-JUL-12
<b>WG1512767-1</b>	<b>MB</b>							
Mercury (Hg)-Total			<0.000010		mg/L		0.00001	23-JUL-12
<b>WG1512767-5</b>	<b>MS</b>	<b>L1181718-9</b>						
Mercury (Hg)-Total			96.8		%		70-130	23-JUL-12
<b>WG1512767-7</b>	<b>MS</b>	<b>L1181792-6</b>						
Mercury (Hg)-Total			98.7		%		70-130	23-JUL-12
<b>MET-D-MS-TB</b>								
<b>Water</b>								
<b>Batch</b>	<b>R2406665</b>							
<b>WG1515213-9</b>	<b>DUP</b>	<b>L1181718-3</b>						
Aluminum (Al)-Dissolved		0.0114	0.0116		mg/L	1.8	20	26-JUL-12
Antimony (Sb)-Dissolved		<0.00060	<0.00060	RPD-NA	mg/L	N/A	20	26-JUL-12
Arsenic (As)-Dissolved		<0.0010	<0.0010	RPD-NA	mg/L	N/A	20	26-JUL-12
Barium (Ba)-Dissolved		<0.010	<0.010	RPD-NA	mg/L	N/A	20	26-JUL-12
Beryllium (Be)-Dissolved		<0.0010	<0.0010	RPD-NA	mg/L	N/A	20	26-JUL-12
Bismuth (Bi)-Dissolved		<0.0010	<0.0010	RPD-NA	mg/L	N/A	20	26-JUL-12
Boron (B)-Dissolved		<0.050	<0.050	RPD-NA	mg/L	N/A	20	26-JUL-12
Cadmium (Cd)-Dissolved		<0.000017	<0.000017	RPD-NA	mg/L	N/A	20	26-JUL-12



## Quality Control Report

Workorder: L1181718

Report Date: 07-SEP-12

Page 4 of 33

Test	Matrix	Reference	Result	Qualifier	Units	RPD	Limit	Analyzed
<b>MET-D-MS-TB</b>								
	<b>Water</b>							
<b>Batch</b>	<b>R2406665</b>							
<b>WG1515213-9</b>	<b>DUP</b>	<b>L1181718-3</b>						
Calcium (Ca)-Dissolved		19.8	20.1		mg/L	1.5	20	26-JUL-12
Chromium (Cr)-Dissolved		<0.0010	<0.0010	RPD-NA	mg/L	N/A	20	26-JUL-12
Cobalt (Co)-Dissolved		<0.00050	<0.00050	RPD-NA	mg/L	N/A	20	26-JUL-12
Copper (Cu)-Dissolved		<0.0010	<0.0010	RPD-NA	mg/L	N/A	20	26-JUL-12
Iron (Fe)-Dissolved		0.073	0.081		mg/L	9.6	20	26-JUL-12
Lead (Pb)-Dissolved		<0.0010	<0.0010	RPD-NA	mg/L	N/A	20	26-JUL-12
Lithium (Li)-Dissolved		<0.050	<0.050	RPD-NA	mg/L	N/A	20	26-JUL-12
Magnesium (Mg)-Dissolved		4.95	5.04		mg/L	1.8	20	26-JUL-12
Manganese (Mn)-Dissolved		0.0231	0.0235		mg/L	1.8	20	26-JUL-12
Molybdenum (Mo)-Dissolved		<0.0010	<0.0010	RPD-NA	mg/L	N/A	20	26-JUL-12
Nickel (Ni)-Dissolved		<0.0020	<0.0020	RPD-NA	mg/L	N/A	20	26-JUL-12
Potassium (K)-Dissolved		0.87	0.89		mg/L	1.2	20	26-JUL-12
Selenium (Se)-Dissolved		<0.0010	<0.0010	RPD-NA	mg/L	N/A	20	26-JUL-12
Silver (Ag)-Dissolved		<0.00010	<0.00010	RPD-NA	mg/L	N/A	20	26-JUL-12
Sodium (Na)-Dissolved		11.1	11.2		mg/L	0.7	20	26-JUL-12
Strontium (Sr)-Dissolved		0.0512	0.0507		mg/L	1.1	20	26-JUL-12
Tellurium (Te)-Dissolved		<0.0010	<0.0010	RPD-NA	mg/L	N/A	20	26-JUL-12
Thallium (Tl)-Dissolved		<0.00030	<0.00030	RPD-NA	mg/L	N/A	20	26-JUL-12
Tin (Sn)-Dissolved		<0.0010	<0.0010	RPD-NA	mg/L	N/A	20	26-JUL-12
Titanium (Ti)-Dissolved		<0.0020	<0.0020	RPD-NA	mg/L	N/A	20	26-JUL-12
Tungsten (W)-Dissolved		<0.010	<0.010	RPD-NA	mg/L	N/A	20	26-JUL-12
Uranium (U)-Dissolved		<0.0050	<0.0050	RPD-NA	mg/L	N/A	20	26-JUL-12
Vanadium (V)-Dissolved		<0.0010	<0.0010	RPD-NA	mg/L	N/A	20	26-JUL-12
Zinc (Zn)-Dissolved		<0.0030	<0.0030	RPD-NA	mg/L	N/A	20	26-JUL-12
Zirconium (Zr)-Dissolved		<0.0010	<0.0010	RPD-NA	mg/L	N/A	20	26-JUL-12
<b>WG1515213-2</b>	<b>LCS</b>							
Aluminum (Al)-Dissolved			96.4		%		80-120	26-JUL-12
Antimony (Sb)-Dissolved			97.6		%		80-120	26-JUL-12
Arsenic (As)-Dissolved			102.5		%		80-120	26-JUL-12
Barium (Ba)-Dissolved			100.8		%		80-120	26-JUL-12
Beryllium (Be)-Dissolved			102.1		%		80-120	26-JUL-12
Bismuth (Bi)-Dissolved			103.5		%		80-120	26-JUL-12
Boron (B)-Dissolved			96.4		%		80-120	26-JUL-12
Cadmium (Cd)-Dissolved			104.8		%		80-120	26-JUL-12



## Quality Control Report

Workorder: L1181718

Report Date: 07-SEP-12

Page 5 of 33

Test	Matrix	Reference	Result	Qualifier	Units	RPD	Limit	Analyzed
<b>MET-D-MS-TB</b>		<b>Water</b>						
<b>Batch</b>	<b>R2406665</b>							
<b>WG1515213-2</b>	<b>LCS</b>							
Calcium (Ca)-Dissolved			103.0		%		80-120	26-JUL-12
Chromium (Cr)-Dissolved			102.8		%		80-120	26-JUL-12
Cobalt (Co)-Dissolved			101.2		%		80-120	26-JUL-12
Copper (Cu)-Dissolved			99.4		%		80-120	26-JUL-12
Iron (Fe)-Dissolved			97.3		%		80-120	26-JUL-12
Lead (Pb)-Dissolved			102.3		%		80-120	26-JUL-12
Lithium (Li)-Dissolved			101.6		%		80-120	26-JUL-12
Magnesium (Mg)-Dissolved			107.1		%		80-120	26-JUL-12
Manganese (Mn)-Dissolved			103.8		%		80-120	26-JUL-12
Molybdenum (Mo)-Dissolved			101.4		%		80-120	26-JUL-12
Nickel (Ni)-Dissolved			104.7		%		80-120	26-JUL-12
Potassium (K)-Dissolved			107.7		%		80-120	26-JUL-12
Selenium (Se)-Dissolved			95.4		%		80-120	26-JUL-12
Silver (Ag)-Dissolved			96.2		%		80-120	26-JUL-12
Sodium (Na)-Dissolved			107.0		%		80-120	26-JUL-12
Strontium (Sr)-Dissolved			99.9		%		80-120	26-JUL-12
Tellurium (Te)-Dissolved			100.5		%		80-120	26-JUL-12
Thallium (Tl)-Dissolved			102.9		%		80-120	26-JUL-12
Tin (Sn)-Dissolved			101.1		%		80-120	26-JUL-12
Titanium (Ti)-Dissolved			100.9		%		80-120	26-JUL-12
Tungsten (W)-Dissolved			97.3		%		80-120	26-JUL-12
Uranium (U)-Dissolved			96.7		%		80-120	26-JUL-12
Vanadium (V)-Dissolved			103.1		%		80-120	26-JUL-12
Zinc (Zn)-Dissolved			99.0		%		80-120	26-JUL-12
Zirconium (Zr)-Dissolved			93.9		%		80-120	26-JUL-12
<b>WG1515213-1</b>	<b>MB</b>							
Aluminum (Al)-Dissolved			<0.0050		mg/L		0.005	26-JUL-12
Antimony (Sb)-Dissolved			<0.00060		mg/L		0.0006	26-JUL-12
Arsenic (As)-Dissolved			<0.0010		mg/L		0.001	26-JUL-12
Barium (Ba)-Dissolved			<0.010		mg/L		0.01	26-JUL-12
Beryllium (Be)-Dissolved			<0.0010		mg/L		0.001	26-JUL-12
Bismuth (Bi)-Dissolved			<0.0010		mg/L		0.001	26-JUL-12
Boron (B)-Dissolved			<0.050		mg/L		0.05	26-JUL-12
Cadmium (Cd)-Dissolved			<0.000017		mg/L		0.000017	26-JUL-12



## Quality Control Report

Workorder: L1181718

Report Date: 07-SEP-12

Page 6 of 33

Test	Matrix	Reference	Result	Qualifier	Units	RPD	Limit	Analyzed
<b>MET-D-MS-TB</b>								
	<b>Water</b>							
<b>Batch</b>	<b>R2406665</b>							
<b>WG1515213-1 MB</b>								
Calcium (Ca)-Dissolved			<0.20		mg/L		0.2	26-JUL-12
Chromium (Cr)-Dissolved			<0.0010		mg/L		0.001	26-JUL-12
Cobalt (Co)-Dissolved			<0.00050		mg/L		0.0005	26-JUL-12
Copper (Cu)-Dissolved			<0.0010		mg/L		0.001	26-JUL-12
Iron (Fe)-Dissolved			<0.020		mg/L		0.02	26-JUL-12
Lead (Pb)-Dissolved			<0.0010		mg/L		0.001	26-JUL-12
Lithium (Li)-Dissolved			<0.050		mg/L		0.05	26-JUL-12
Magnesium (Mg)-Dissolved			<0.020		mg/L		0.02	26-JUL-12
Manganese (Mn)-Dissolved			<0.0010		mg/L		0.001	26-JUL-12
Molybdenum (Mo)-Dissolved			<0.0010		mg/L		0.001	26-JUL-12
Nickel (Ni)-Dissolved			<0.0020		mg/L		0.002	26-JUL-12
Potassium (K)-Dissolved			<0.50		mg/L		0.5	26-JUL-12
Selenium (Se)-Dissolved			<0.0010		mg/L		0.001	26-JUL-12
Silver (Ag)-Dissolved			<0.00010		mg/L		0.0001	26-JUL-12
Sodium (Na)-Dissolved			<0.10		mg/L		0.1	26-JUL-12
Strontium (Sr)-Dissolved			<0.0010		mg/L		0.001	26-JUL-12
Tellurium (Te)-Dissolved			<0.0010		mg/L		0.001	26-JUL-12
Thallium (Tl)-Dissolved			<0.00030		mg/L		0.0003	26-JUL-12
Tin (Sn)-Dissolved			<0.0010		mg/L		0.001	26-JUL-12
Titanium (Ti)-Dissolved			<0.0020		mg/L		0.002	26-JUL-12
Tungsten (W)-Dissolved			<0.010		mg/L		0.01	26-JUL-12
Uranium (U)-Dissolved			<0.0050		mg/L		0.005	26-JUL-12
Vanadium (V)-Dissolved			<0.0010		mg/L		0.001	26-JUL-12
Zinc (Zn)-Dissolved			<0.0030		mg/L		0.003	26-JUL-12
Zirconium (Zr)-Dissolved			<0.0010		mg/L		0.001	26-JUL-12
<b>WG1515213-10 MS</b>		<b>L1181718-3</b>						
Aluminum (Al)-Dissolved			114.4		%		70-130	26-JUL-12
Antimony (Sb)-Dissolved			97.6		%		70-130	26-JUL-12
Arsenic (As)-Dissolved			115.8		%		70-130	26-JUL-12
Beryllium (Be)-Dissolved			109.7		%		70-130	26-JUL-12
Bismuth (Bi)-Dissolved			96.7		%		70-130	26-JUL-12
Boron (B)-Dissolved			102.3		%		70-130	26-JUL-12
Calcium (Ca)-Dissolved			N/A	MS-B	%		-	26-JUL-12
Chromium (Cr)-Dissolved			111.8		%		70-130	26-JUL-12

## Quality Control Report

Workorder: L1181718

Report Date: 07-SEP-12

Page 7 of 33

Test	Matrix	Reference	Result	Qualifier	Units	RPD	Limit	Analyzed
<b>MET-D-MS-TB</b>								
	<b>Water</b>							
<b>Batch</b>	<b>R2406665</b>							
<b>WG1515213-10 MS</b>		<b>L1181718-3</b>						
Cobalt (Co)-Dissolved			108.6		%		70-130	26-JUL-12
Copper (Cu)-Dissolved			110.2		%		70-130	26-JUL-12
Iron (Fe)-Dissolved			110.9		%		70-130	26-JUL-12
Lead (Pb)-Dissolved			110.5		%		70-130	26-JUL-12
Lithium (Li)-Dissolved			112.4		%		70-130	26-JUL-12
Magnesium (Mg)-Dissolved			N/A	MS-B	%		-	26-JUL-12
Manganese (Mn)-Dissolved			N/A	MS-B	%		-	26-JUL-12
Molybdenum (Mo)-Dissolved			98.3		%		70-130	26-JUL-12
Nickel (Ni)-Dissolved			112.5		%		70-130	26-JUL-12
Potassium (K)-Dissolved			115.6		%		70-130	26-JUL-12
Selenium (Se)-Dissolved			109.3		%		70-130	26-JUL-12
Silver (Ag)-Dissolved			106.1		%		70-130	26-JUL-12
Sodium (Na)-Dissolved			N/A	MS-B	%		-	26-JUL-12
Strontium (Sr)-Dissolved			N/A	MS-B	%		-	26-JUL-12
Tellurium (Te)-Dissolved			104.9		%		70-130	26-JUL-12
Thallium (Tl)-Dissolved			104.6		%		70-130	26-JUL-12
Tin (Sn)-Dissolved			101.4		%		70-130	26-JUL-12
Titanium (Ti)-Dissolved			100.3		%		70-130	26-JUL-12
Tungsten (W)-Dissolved			96.7		%		70-130	26-JUL-12
Uranium (U)-Dissolved			108.7		%		70-130	26-JUL-12
Vanadium (V)-Dissolved			116.9		%		70-130	26-JUL-12
Zinc (Zn)-Dissolved			109.0		%		70-130	26-JUL-12
Zirconium (Zr)-Dissolved			97.3		%		70-130	26-JUL-12
<b>WG1515213-4 MS</b>		<b>L1180054-2</b>						
Aluminum (Al)-Dissolved			104.1		%		70-130	26-JUL-12
Antimony (Sb)-Dissolved			101.1		%		70-130	26-JUL-12
Arsenic (As)-Dissolved			109.0		%		70-130	26-JUL-12
Barium (Ba)-Dissolved			N/A	MS-B	%		-	26-JUL-12
Beryllium (Be)-Dissolved			109.9		%		70-130	26-JUL-12
Bismuth (Bi)-Dissolved			89.4		%		70-130	26-JUL-12
Cadmium (Cd)-Dissolved			127.0		%		70-130	26-JUL-12
Chromium (Cr)-Dissolved			115.6		%		70-130	26-JUL-12
Cobalt (Co)-Dissolved			105.2		%		70-130	26-JUL-12
Copper (Cu)-Dissolved			89.8		%		70-130	26-JUL-12

## Quality Control Report

Workorder: L1181718

Report Date: 07-SEP-12

Page 8 of 33

Test	Matrix	Reference	Result	Qualifier	Units	RPD	Limit	Analyzed
<b>MET-D-MS-TB</b>								
	<b>Water</b>							
<b>Batch</b>	<b>R2406665</b>							
<b>WG1515213-4 MS</b>		<b>L1180054-2</b>						
Iron (Fe)-Dissolved			113.8		%		70-130	26-JUL-12
Lead (Pb)-Dissolved			100.3		%		70-130	26-JUL-12
Lithium (Li)-Dissolved			110.7		%		70-130	26-JUL-12
Magnesium (Mg)-Dissolved			N/A	MS-B	%		-	26-JUL-12
Manganese (Mn)-Dissolved			N/A	MS-B	%		-	26-JUL-12
Molybdenum (Mo)-Dissolved			104.1		%		70-130	26-JUL-12
Nickel (Ni)-Dissolved			91.8		%		70-130	26-JUL-12
Potassium (K)-Dissolved			N/A	MS-B	%		-	26-JUL-12
Selenium (Se)-Dissolved			115.9		%		70-130	26-JUL-12
Silver (Ag)-Dissolved			84.3		%		70-130	26-JUL-12
Sodium (Na)-Dissolved			N/A	MS-B	%		-	26-JUL-12
Tellurium (Te)-Dissolved			113.6		%		70-130	26-JUL-12
Thallium (Tl)-Dissolved			96.9		%		70-130	26-JUL-12
Tin (Sn)-Dissolved			104.8		%		70-130	26-JUL-12
Titanium (Ti)-Dissolved			106.4		%		70-130	26-JUL-12
Tungsten (W)-Dissolved			99.7		%		70-130	26-JUL-12
Vanadium (V)-Dissolved			122.9		%		70-130	26-JUL-12
Zinc (Zn)-Dissolved			96.0		%		70-130	26-JUL-12
Zirconium (Zr)-Dissolved			93.2		%		70-130	26-JUL-12
<b>WG1515213-6 MS</b>		<b>L1181233-2</b>						
Antimony (Sb)-Dissolved			100.2		%		70-130	26-JUL-12
Arsenic (As)-Dissolved			112.9		%		70-130	26-JUL-12
Barium (Ba)-Dissolved			N/A	MS-B	%		-	26-JUL-12
Bismuth (Bi)-Dissolved			87.5		%		70-130	26-JUL-12
Cadmium (Cd)-Dissolved			123.6		%		70-130	26-JUL-12
Calcium (Ca)-Dissolved			N/A	MS-B	%		-	26-JUL-12
Chromium (Cr)-Dissolved			102.9		%		70-130	26-JUL-12
Cobalt (Co)-Dissolved			96.6		%		70-130	26-JUL-12
Copper (Cu)-Dissolved			96.6		%		70-130	26-JUL-12
Iron (Fe)-Dissolved			99.0		%		70-130	26-JUL-12
Lead (Pb)-Dissolved			100.6		%		70-130	26-JUL-12
Magnesium (Mg)-Dissolved			N/A	MS-B	%		-	26-JUL-12
Manganese (Mn)-Dissolved			103.3		%		70-130	26-JUL-12
Molybdenum (Mo)-Dissolved			101.1		%		70-130	26-JUL-12

## Quality Control Report

Workorder: L1181718

Report Date: 07-SEP-12

Page 9 of 33

Test	Matrix	Reference	Result	Qualifier	Units	RPD	Limit	Analyzed
<b>MET-D-MS-TB</b>								
	<b>Water</b>							
<b>Batch</b>	<b>R2406665</b>							
<b>WG1515213-6 MS</b>		<b>L1181233-2</b>						
Nickel (Ni)-Dissolved			96.0		%		70-130	26-JUL-12
Potassium (K)-Dissolved			107.3		%		70-130	26-JUL-12
Selenium (Se)-Dissolved			109.0		%		70-130	26-JUL-12
Silver (Ag)-Dissolved			102.5		%		70-130	26-JUL-12
Sodium (Na)-Dissolved			N/A	MS-B	%		-	26-JUL-12
Strontium (Sr)-Dissolved			N/A	MS-B	%		-	26-JUL-12
Tellurium (Te)-Dissolved			115.5		%		70-130	26-JUL-12
Thallium (Tl)-Dissolved			97.3		%		70-130	26-JUL-12
Tin (Sn)-Dissolved			101.7		%		70-130	26-JUL-12
Titanium (Ti)-Dissolved			98.7		%		70-130	26-JUL-12
Tungsten (W)-Dissolved			101.4		%		70-130	26-JUL-12
Vanadium (V)-Dissolved			107.9		%		70-130	26-JUL-12
Zinc (Zn)-Dissolved			96.4		%		70-130	26-JUL-12
Zirconium (Zr)-Dissolved			93.3		%		70-130	26-JUL-12
<b>WG1515213-8 MS</b>		<b>L1181609-3</b>						
Aluminum (Al)-Dissolved			120.8		%		70-130	26-JUL-12
Antimony (Sb)-Dissolved			N/A	MS-B	%		-	26-JUL-12
Arsenic (As)-Dissolved			105.0		%		70-130	26-JUL-12
Barium (Ba)-Dissolved			N/A	MS-B	%		-	26-JUL-12
Beryllium (Be)-Dissolved			110.4		%		70-130	26-JUL-12
Bismuth (Bi)-Dissolved			94.1		%		70-130	26-JUL-12
Boron (B)-Dissolved			114.9		%		70-130	26-JUL-12
Cadmium (Cd)-Dissolved			128.8		%		70-130	26-JUL-12
Calcium (Ca)-Dissolved			N/A	MS-B	%		-	26-JUL-12
Chromium (Cr)-Dissolved			115.8		%		70-130	26-JUL-12
Cobalt (Co)-Dissolved			112.5		%		70-130	26-JUL-12
Copper (Cu)-Dissolved			96.3		%		70-130	26-JUL-12
Iron (Fe)-Dissolved			112.1		%		70-130	26-JUL-12
Lead (Pb)-Dissolved			103.6		%		70-130	26-JUL-12
Lithium (Li)-Dissolved			114.1		%		70-130	26-JUL-12
Magnesium (Mg)-Dissolved			N/A	MS-B	%		-	26-JUL-12
Manganese (Mn)-Dissolved			119.7		%		70-130	26-JUL-12
Molybdenum (Mo)-Dissolved			N/A	MS-B	%		-	26-JUL-12
Nickel (Ni)-Dissolved			99.8		%		70-130	26-JUL-12



## Quality Control Report

Workorder: L1181718

Report Date: 07-SEP-12

Page 10 of 33

Test	Matrix	Reference	Result	Qualifier	Units	RPD	Limit	Analyzed
<b>MET-D-MS-TB</b>								
	<b>Water</b>							
<b>Batch</b>	<b>R2406665</b>							
<b>WG1515213-8 MS</b>		<b>L1181609-3</b>						
Potassium (K)-Dissolved			N/A	MS-B	%		-	26-JUL-12
Selenium (Se)-Dissolved			100.5		%		70-130	26-JUL-12
Silver (Ag)-Dissolved			101.7		%		70-130	26-JUL-12
Sodium (Na)-Dissolved			N/A	MS-B	%		-	26-JUL-12
Strontium (Sr)-Dissolved			N/A	MS-B	%		-	26-JUL-12
Tellurium (Te)-Dissolved			104.7		%		70-130	26-JUL-12
Thallium (Tl)-Dissolved			99.0		%		70-130	26-JUL-12
Tin (Sn)-Dissolved			103.4		%		70-130	26-JUL-12
Titanium (Ti)-Dissolved			108.5		%		70-130	26-JUL-12
Tungsten (W)-Dissolved			99.9		%		70-130	26-JUL-12
Uranium (U)-Dissolved			122.2		%		70-130	26-JUL-12
Vanadium (V)-Dissolved			123.9		%		70-130	26-JUL-12
Zinc (Zn)-Dissolved			100.3		%		70-130	26-JUL-12
Zirconium (Zr)-Dissolved			89.1		%		70-130	26-JUL-12
<b>Batch</b>	<b>R2408986</b>							
<b>WG1517295-2 LCS</b>								
Aluminum (Al)-Dissolved			94.3		%		80-120	30-JUL-12
Antimony (Sb)-Dissolved			97.6		%		80-120	30-JUL-12
Arsenic (As)-Dissolved			100.5		%		80-120	30-JUL-12
Barium (Ba)-Dissolved			99.4		%		80-120	30-JUL-12
Beryllium (Be)-Dissolved			99.4		%		80-120	30-JUL-12
Bismuth (Bi)-Dissolved			105.7		%		80-120	30-JUL-12
Boron (B)-Dissolved			91.4		%		80-120	30-JUL-12
Cadmium (Cd)-Dissolved			104.6		%		80-120	30-JUL-12
Calcium (Ca)-Dissolved			101.0		%		80-120	30-JUL-12
Chromium (Cr)-Dissolved			102.2		%		80-120	30-JUL-12
Cobalt (Co)-Dissolved			100.2		%		80-120	30-JUL-12
Copper (Cu)-Dissolved			99.0		%		80-120	30-JUL-12
Iron (Fe)-Dissolved			100.8		%		80-120	30-JUL-12
Lead (Pb)-Dissolved			103.5		%		80-120	30-JUL-12
Lithium (Li)-Dissolved			85.3		%		80-120	30-JUL-12
Magnesium (Mg)-Dissolved			102.7		%		80-120	30-JUL-12
Manganese (Mn)-Dissolved			102.5		%		80-120	30-JUL-12
Molybdenum (Mo)-Dissolved			102.8		%		80-120	30-JUL-12

## Quality Control Report

Workorder: L1181718

Report Date: 07-SEP-12

Page 11 of 33

Test	Matrix	Reference	Result	Qualifier	Units	RPD	Limit	Analyzed
<b>MET-D-MS-TB</b>								
	<b>Water</b>							
<b>Batch</b>	<b>R2408986</b>							
<b>WG1517295-2</b>	<b>LCS</b>							
Nickel (Ni)-Dissolved			104.8		%		80-120	30-JUL-12
Potassium (K)-Dissolved			101.4		%		80-120	30-JUL-12
Selenium (Se)-Dissolved			93.8		%		80-120	30-JUL-12
Silver (Ag)-Dissolved			97.2		%		80-120	30-JUL-12
Sodium (Na)-Dissolved			103.2		%		80-120	30-JUL-12
Strontium (Sr)-Dissolved			102.8		%		80-120	30-JUL-12
Tellurium (Te)-Dissolved			102.4		%		80-120	30-JUL-12
Thallium (Tl)-Dissolved			111.4		%		80-120	30-JUL-12
Tin (Sn)-Dissolved			100.2		%		80-120	30-JUL-12
Titanium (Ti)-Dissolved			97.8		%		80-120	30-JUL-12
Tungsten (W)-Dissolved			97.4		%		80-120	30-JUL-12
Uranium (U)-Dissolved			97.4		%		80-120	30-JUL-12
Vanadium (V)-Dissolved			101.1		%		80-120	30-JUL-12
Zinc (Zn)-Dissolved			103.3		%		80-120	30-JUL-12
Zirconium (Zr)-Dissolved			95.1		%		80-120	30-JUL-12
<b>WG1517295-6</b>	<b>LCS</b>							
Aluminum (Al)-Dissolved			96.4		%		80-120	30-JUL-12
Antimony (Sb)-Dissolved			94.0		%		80-120	30-JUL-12
Arsenic (As)-Dissolved			99.5		%		80-120	30-JUL-12
Barium (Ba)-Dissolved			97.9		%		80-120	30-JUL-12
Beryllium (Be)-Dissolved			105.0		%		80-120	30-JUL-12
Bismuth (Bi)-Dissolved			99.2		%		80-120	30-JUL-12
Boron (B)-Dissolved			94.2		%		80-120	30-JUL-12
Cadmium (Cd)-Dissolved			102.3		%		80-120	30-JUL-12
Calcium (Ca)-Dissolved			100.6		%		80-120	30-JUL-12
Chromium (Cr)-Dissolved			103.4		%		80-120	30-JUL-12
Cobalt (Co)-Dissolved			100.9		%		80-120	30-JUL-12
Copper (Cu)-Dissolved			97.6		%		80-120	30-JUL-12
Iron (Fe)-Dissolved			96.0		%		80-120	30-JUL-12
Lead (Pb)-Dissolved			103.0		%		80-120	30-JUL-12
Lithium (Li)-Dissolved			100.7		%		80-120	30-JUL-12
Magnesium (Mg)-Dissolved			105.4		%		80-120	30-JUL-12
Manganese (Mn)-Dissolved			100.6		%		80-120	30-JUL-12
Molybdenum (Mo)-Dissolved			101.4		%		80-120	30-JUL-12



## Quality Control Report

Workorder: L1181718

Report Date: 07-SEP-12

Page 12 of 33

Test	Matrix	Reference	Result	Qualifier	Units	RPD	Limit	Analyzed
<b>MET-D-MS-TB</b>		<b>Water</b>						
<b>Batch</b>	<b>R2408986</b>							
<b>WG1517295-6 LCS</b>								
Nickel (Ni)-Dissolved			105.0		%		80-120	30-JUL-12
Potassium (K)-Dissolved			103.5		%		80-120	30-JUL-12
Selenium (Se)-Dissolved			85.6		%		80-120	30-JUL-12
Silver (Ag)-Dissolved			93.6		%		80-120	30-JUL-12
Sodium (Na)-Dissolved			105.0		%		80-120	30-JUL-12
Strontium (Sr)-Dissolved			101.7		%		80-120	30-JUL-12
Tellurium (Te)-Dissolved			99.7		%		80-120	30-JUL-12
Thallium (Tl)-Dissolved			103.3		%		80-120	30-JUL-12
Tin (Sn)-Dissolved			96.8		%		80-120	30-JUL-12
Titanium (Ti)-Dissolved			99.0		%		80-120	30-JUL-12
Tungsten (W)-Dissolved			98.5		%		80-120	30-JUL-12
Uranium (U)-Dissolved			97.1		%		80-120	30-JUL-12
Vanadium (V)-Dissolved			102.7		%		80-120	30-JUL-12
Zinc (Zn)-Dissolved			101.3		%		80-120	30-JUL-12
Zirconium (Zr)-Dissolved			94.5		%		80-120	30-JUL-12
<b>WG1517295-1 MB</b>								
Aluminum (Al)-Dissolved			<0.0050		mg/L		0.005	30-JUL-12
Antimony (Sb)-Dissolved			<0.00060		mg/L		0.0006	30-JUL-12
Arsenic (As)-Dissolved			<0.0010		mg/L		0.001	30-JUL-12
Barium (Ba)-Dissolved			<0.010		mg/L		0.01	30-JUL-12
Beryllium (Be)-Dissolved			<0.0010		mg/L		0.001	30-JUL-12
Bismuth (Bi)-Dissolved			<0.0010		mg/L		0.001	30-JUL-12
Boron (B)-Dissolved			<0.050		mg/L		0.05	30-JUL-12
Cadmium (Cd)-Dissolved			<0.000017		mg/L		0.000017	30-JUL-12
Calcium (Ca)-Dissolved			<0.20		mg/L		0.2	30-JUL-12
Chromium (Cr)-Dissolved			<0.0010		mg/L		0.001	30-JUL-12
Cobalt (Co)-Dissolved			<0.00050		mg/L		0.0005	30-JUL-12
Copper (Cu)-Dissolved			<0.0010		mg/L		0.001	30-JUL-12
Iron (Fe)-Dissolved			<0.020		mg/L		0.02	30-JUL-12
Lead (Pb)-Dissolved			<0.0010		mg/L		0.001	30-JUL-12
Lithium (Li)-Dissolved			<0.050		mg/L		0.05	30-JUL-12
Magnesium (Mg)-Dissolved			<0.020		mg/L		0.02	30-JUL-12
Manganese (Mn)-Dissolved			<0.0010		mg/L		0.001	30-JUL-12
Molybdenum (Mo)-Dissolved			<0.0010		mg/L		0.001	30-JUL-12



## Quality Control Report

Workorder: L1181718

Report Date: 07-SEP-12

Page 13 of 33

Test	Matrix	Reference	Result	Qualifier	Units	RPD	Limit	Analyzed
<b>MET-D-MS-TB</b>		<b>Water</b>						
<b>Batch</b>	<b>R2408986</b>							
<b>WG1517295-1 MB</b>								
Nickel (Ni)-Dissolved			<0.0020		mg/L		0.002	30-JUL-12
Potassium (K)-Dissolved			<0.50		mg/L		0.5	30-JUL-12
Selenium (Se)-Dissolved			<0.0010		mg/L		0.001	30-JUL-12
Silver (Ag)-Dissolved			<0.00010		mg/L		0.0001	30-JUL-12
Sodium (Na)-Dissolved			<0.10		mg/L		0.1	30-JUL-12
Strontium (Sr)-Dissolved			<0.0010		mg/L		0.001	30-JUL-12
Tellurium (Te)-Dissolved			<0.0010		mg/L		0.001	30-JUL-12
Thallium (Tl)-Dissolved			<0.00030		mg/L		0.0003	30-JUL-12
Tin (Sn)-Dissolved			<0.0010		mg/L		0.001	30-JUL-12
Titanium (Ti)-Dissolved			<0.0020		mg/L		0.002	30-JUL-12
Tungsten (W)-Dissolved			<0.010		mg/L		0.01	30-JUL-12
Uranium (U)-Dissolved			<0.0050		mg/L		0.005	30-JUL-12
Vanadium (V)-Dissolved			<0.0010		mg/L		0.001	30-JUL-12
Zinc (Zn)-Dissolved			<0.0030		mg/L		0.003	30-JUL-12
Zirconium (Zr)-Dissolved			<0.0010		mg/L		0.001	30-JUL-12
<b>WG1517295-5 MB</b>								
Aluminum (Al)-Dissolved			<0.0050		mg/L		0.005	30-JUL-12
Antimony (Sb)-Dissolved			<0.00060		mg/L		0.0006	30-JUL-12
Arsenic (As)-Dissolved			<0.0010		mg/L		0.001	30-JUL-12
Barium (Ba)-Dissolved			<0.010		mg/L		0.01	30-JUL-12
Beryllium (Be)-Dissolved			<0.0010		mg/L		0.001	30-JUL-12
Bismuth (Bi)-Dissolved			<0.0010		mg/L		0.001	30-JUL-12
Boron (B)-Dissolved			<0.050		mg/L		0.05	30-JUL-12
Cadmium (Cd)-Dissolved			<0.000017		mg/L		0.000017	30-JUL-12
Calcium (Ca)-Dissolved			<0.20		mg/L		0.2	30-JUL-12
Chromium (Cr)-Dissolved			<0.0010		mg/L		0.001	30-JUL-12
Cobalt (Co)-Dissolved			<0.00050		mg/L		0.0005	30-JUL-12
Copper (Cu)-Dissolved			<0.0010		mg/L		0.001	30-JUL-12
Iron (Fe)-Dissolved			<0.020		mg/L		0.02	30-JUL-12
Lead (Pb)-Dissolved			<0.0010		mg/L		0.001	30-JUL-12
Lithium (Li)-Dissolved			<0.050		mg/L		0.05	30-JUL-12
Magnesium (Mg)-Dissolved			<0.020		mg/L		0.02	30-JUL-12
Manganese (Mn)-Dissolved			<0.0010		mg/L		0.001	30-JUL-12
Molybdenum (Mo)-Dissolved			<0.0010		mg/L		0.001	30-JUL-12



## Quality Control Report

Workorder: L1181718

Report Date: 07-SEP-12

Page 14 of 33

Test	Matrix	Reference	Result	Qualifier	Units	RPD	Limit	Analyzed
<b>MET-D-MS-TB</b>								
	<b>Water</b>							
<b>Batch</b>	<b>R2408986</b>							
<b>WG1517295-5 MB</b>								
Nickel (Ni)-Dissolved			<0.0020		mg/L		0.002	30-JUL-12
Potassium (K)-Dissolved			<0.50		mg/L		0.5	30-JUL-12
Selenium (Se)-Dissolved			<0.0010		mg/L		0.001	30-JUL-12
Silver (Ag)-Dissolved			<0.00010		mg/L		0.0001	30-JUL-12
Sodium (Na)-Dissolved			<0.10		mg/L		0.1	30-JUL-12
Strontium (Sr)-Dissolved			<0.0010		mg/L		0.001	30-JUL-12
Tellurium (Te)-Dissolved			<0.0010		mg/L		0.001	30-JUL-12
Thallium (Tl)-Dissolved			<0.00030		mg/L		0.0003	30-JUL-12
Tin (Sn)-Dissolved			<0.0010		mg/L		0.001	30-JUL-12
Titanium (Ti)-Dissolved			<0.0020		mg/L		0.002	30-JUL-12
Tungsten (W)-Dissolved			<0.010		mg/L		0.01	30-JUL-12
Uranium (U)-Dissolved			<0.0050		mg/L		0.005	30-JUL-12
Vanadium (V)-Dissolved			<0.0010		mg/L		0.001	30-JUL-12
Zinc (Zn)-Dissolved			<0.0030		mg/L		0.003	30-JUL-12
Zirconium (Zr)-Dissolved			<0.0010		mg/L		0.001	30-JUL-12
<b>WG1517295-12 MS</b>		<b>L1183216-4</b>						
Antimony (Sb)-Dissolved			109.6		%		70-130	30-JUL-12
Arsenic (As)-Dissolved			110.9		%		70-130	30-JUL-12
Beryllium (Be)-Dissolved			113.0		%		70-130	30-JUL-12
Bismuth (Bi)-Dissolved			102.1		%		70-130	30-JUL-12
Boron (B)-Dissolved			116.4		%		70-130	30-JUL-12
Calcium (Ca)-Dissolved			113.2		%		70-130	30-JUL-12
Chromium (Cr)-Dissolved			113.8		%		70-130	30-JUL-12
Cobalt (Co)-Dissolved			116.0		%		70-130	30-JUL-12
Copper (Cu)-Dissolved			114.4		%		70-130	30-JUL-12
Iron (Fe)-Dissolved			116.8		%		70-130	30-JUL-12
Lead (Pb)-Dissolved			115.0		%		70-130	30-JUL-12
Lithium (Li)-Dissolved			111.3		%		70-130	30-JUL-12
Magnesium (Mg)-Dissolved			119.8		%		70-130	30-JUL-12
Manganese (Mn)-Dissolved			N/A	MS-B	%		-	30-JUL-12
Molybdenum (Mo)-Dissolved			110.0		%		70-130	30-JUL-12
Nickel (Ni)-Dissolved			114.9		%		70-130	30-JUL-12
Potassium (K)-Dissolved			119.2		%		70-130	30-JUL-12
Selenium (Se)-Dissolved			98.5		%		70-130	30-JUL-12

## Quality Control Report

Workorder: L1181718

Report Date: 07-SEP-12

Page 15 of 33

Test	Matrix	Reference	Result	Qualifier	Units	RPD	Limit	Analyzed
<b>MET-D-MS-TB</b>								
	<b>Water</b>							
<b>Batch</b>	<b>R2408986</b>							
<b>WG1517295-12 MS</b>		<b>L1183216-4</b>						
Silver (Ag)-Dissolved			115.7		%		70-130	30-JUL-12
Sodium (Na)-Dissolved			116.8		%		70-130	30-JUL-12
Strontium (Sr)-Dissolved			110.3		%		70-130	30-JUL-12
Tellurium (Te)-Dissolved			112.5		%		70-130	30-JUL-12
Thallium (Tl)-Dissolved			113.8		%		70-130	30-JUL-12
Tin (Sn)-Dissolved			111.3		%		70-130	30-JUL-12
Titanium (Ti)-Dissolved			114.9		%		70-130	30-JUL-12
Tungsten (W)-Dissolved			105.4		%		70-130	30-JUL-12
Uranium (U)-Dissolved			109.1		%		70-130	30-JUL-12
Vanadium (V)-Dissolved			114.3		%		70-130	30-JUL-12
Zinc (Zn)-Dissolved			115.3		%		70-130	30-JUL-12
Zirconium (Zr)-Dissolved			105.9		%		70-130	30-JUL-12
<b>WG1517295-4 MS</b>		<b>L1183045-8</b>						
Aluminum (Al)-Dissolved			N/A	MS-B	%		-	30-JUL-12
Antimony (Sb)-Dissolved			107.3		%		70-130	30-JUL-12
Arsenic (As)-Dissolved			110.7		%		70-130	30-JUL-12
Barium (Ba)-Dissolved			N/A	MS-B	%		-	30-JUL-12
Beryllium (Be)-Dissolved			114.7		%		70-130	30-JUL-12
Bismuth (Bi)-Dissolved			81.5		%		70-130	30-JUL-12
Boron (B)-Dissolved			N/A	MS-B	%		-	30-JUL-12
Cadmium (Cd)-Dissolved			130.0		%		70-130	30-JUL-12
Calcium (Ca)-Dissolved			N/A	MS-B	%		-	30-JUL-12
Chromium (Cr)-Dissolved			100.7		%		70-130	30-JUL-12
Cobalt (Co)-Dissolved			99.9		%		70-130	30-JUL-12
Copper (Cu)-Dissolved			93.7		%		70-130	30-JUL-12
Iron (Fe)-Dissolved			97.8		%		70-130	30-JUL-12
Lead (Pb)-Dissolved			98.1		%		70-130	30-JUL-12
Magnesium (Mg)-Dissolved			N/A	MS-B	%		-	30-JUL-12
Manganese (Mn)-Dissolved			N/A	MS-B	%		-	30-JUL-12
Molybdenum (Mo)-Dissolved			98.3		%		70-130	30-JUL-12
Nickel (Ni)-Dissolved			95.0		%		70-130	30-JUL-12
Potassium (K)-Dissolved			N/A	MS-B	%		-	30-JUL-12
Selenium (Se)-Dissolved			112.9		%		70-130	30-JUL-12
Silver (Ag)-Dissolved			83.8		%		70-130	30-JUL-12

## Quality Control Report

Workorder: L1181718

Report Date: 07-SEP-12

Page 16 of 33

Test	Matrix	Reference	Result	Qualifier	Units	RPD	Limit	Analyzed
<b>MET-D-MS-TB</b>								
	<b>Water</b>							
<b>Batch</b>	<b>R2408986</b>							
<b>WG1517295-4 MS</b>		<b>L1183045-8</b>						
Sodium (Na)-Dissolved			N/A	MS-B	%		-	30-JUL-12
Strontium (Sr)-Dissolved			N/A	MS-B	%		-	30-JUL-12
Tellurium (Te)-Dissolved			120.5		%		70-130	30-JUL-12
Thallium (Tl)-Dissolved			97.6		%		70-130	30-JUL-12
Tin (Sn)-Dissolved			102.1		%		70-130	30-JUL-12
Titanium (Ti)-Dissolved			99.4		%		70-130	30-JUL-12
Vanadium (V)-Dissolved			103.7		%		70-130	30-JUL-12
Zinc (Zn)-Dissolved			102.4		%		70-130	30-JUL-12
Zirconium (Zr)-Dissolved			92.4		%		70-130	30-JUL-12
<b>WG1517295-8 MS</b>		<b>L1183056-1</b>						
Antimony (Sb)-Dissolved			114.9		%		70-130	30-JUL-12
Barium (Ba)-Dissolved			N/A	MS-B	%		-	30-JUL-12
Bismuth (Bi)-Dissolved			87.9		%		70-130	30-JUL-12
Calcium (Ca)-Dissolved			N/A	MS-B	%		-	30-JUL-12
Chromium (Cr)-Dissolved			109.8		%		70-130	30-JUL-12
Cobalt (Co)-Dissolved			104.2		%		70-130	30-JUL-12
Copper (Cu)-Dissolved			98.9		%		70-130	30-JUL-12
Iron (Fe)-Dissolved			107.3		%		70-130	30-JUL-12
Lead (Pb)-Dissolved			102.8		%		70-130	30-JUL-12
Magnesium (Mg)-Dissolved			N/A	MS-B	%		-	30-JUL-12
Manganese (Mn)-Dissolved			N/A	MS-B	%		-	30-JUL-12
Molybdenum (Mo)-Dissolved			107.2		%		70-130	30-JUL-12
Nickel (Ni)-Dissolved			100.6		%		70-130	30-JUL-12
Potassium (K)-Dissolved			110.9		%		70-130	30-JUL-12
Silver (Ag)-Dissolved			70.1		%		70-130	30-JUL-12
Sodium (Na)-Dissolved			N/A	MS-B	%		-	30-JUL-12
Strontium (Sr)-Dissolved			N/A	MS-B	%		-	30-JUL-12
Thallium (Tl)-Dissolved			102.9		%		70-130	30-JUL-12
Tin (Sn)-Dissolved			108.0		%		70-130	30-JUL-12
Titanium (Ti)-Dissolved			114.8		%		70-130	30-JUL-12
Tungsten (W)-Dissolved			102.9		%		70-130	30-JUL-12
Uranium (U)-Dissolved			104.0		%		70-130	30-JUL-12
Vanadium (V)-Dissolved			110.2		%		70-130	30-JUL-12
Zinc (Zn)-Dissolved			107.2		%		70-130	30-JUL-12

## Quality Control Report

Workorder: L1181718

Report Date: 07-SEP-12

Page 17 of 33

Test	Matrix	Reference	Result	Qualifier	Units	RPD	Limit	Analyzed
<b>MET-D-MS-TB</b>								
<b>Water</b>								
<b>Batch</b>	<b>R2408986</b>							
<b>WG1517295-8</b>	<b>MS</b>	<b>L1183056-1</b>						
Zirconium (Zr)-Dissolved			103.9		%		70-130	30-JUL-12
<b>Batch</b>	<b>R2411905</b>							
<b>WG1520440-2</b>	<b>LCS</b>							
Aluminum (Al)-Dissolved			111.8		%		80-120	04-AUG-12
Antimony (Sb)-Dissolved			100.8		%		80-120	04-AUG-12
Arsenic (As)-Dissolved			107.4		%		80-120	04-AUG-12
Barium (Ba)-Dissolved			109.0		%		80-120	04-AUG-12
Beryllium (Be)-Dissolved			112.1		%		80-120	04-AUG-12
Bismuth (Bi)-Dissolved			104.3		%		80-120	04-AUG-12
Boron (B)-Dissolved			104.0		%		80-120	04-AUG-12
Cadmium (Cd)-Dissolved			112.2		%		80-120	04-AUG-12
Calcium (Ca)-Dissolved			110.1		%		80-120	04-AUG-12
Chromium (Cr)-Dissolved			114.2		%		80-120	04-AUG-12
Cobalt (Co)-Dissolved			110.2		%		80-120	04-AUG-12
Copper (Cu)-Dissolved			105.2		%		80-120	04-AUG-12
Iron (Fe)-Dissolved			118.0		%		80-120	04-AUG-12
Lead (Pb)-Dissolved			106.5		%		80-120	04-AUG-12
Lithium (Li)-Dissolved			111.1		%		80-120	04-AUG-12
Magnesium (Mg)-Dissolved			114.6		%		80-120	04-AUG-12
Manganese (Mn)-Dissolved			117.6		%		80-120	04-AUG-12
Molybdenum (Mo)-Dissolved			106.7		%		80-120	04-AUG-12
Nickel (Ni)-Dissolved			108.8		%		80-120	04-AUG-12
Potassium (K)-Dissolved			113.6		%		80-120	04-AUG-12
Selenium (Se)-Dissolved			111.5		%		80-120	04-AUG-12
Silver (Ag)-Dissolved			102.7		%		80-120	04-AUG-12
Sodium (Na)-Dissolved			114.9		%		80-120	04-AUG-12
Strontium (Sr)-Dissolved			111.8		%		80-120	04-AUG-12
Tellurium (Te)-Dissolved			109.8		%		80-120	04-AUG-12
Thallium (Tl)-Dissolved			107.8		%		80-120	04-AUG-12
Tin (Sn)-Dissolved			106.2		%		80-120	04-AUG-12
Titanium (Ti)-Dissolved			107.2		%		80-120	04-AUG-12
Tungsten (W)-Dissolved			102.8		%		80-120	04-AUG-12
Uranium (U)-Dissolved			108.3		%		80-120	04-AUG-12





## Quality Control Report

Workorder: L1181718

Report Date: 07-SEP-12

Page 18 of 33

Test	Matrix	Reference	Result	Qualifier	Units	RPD	Limit	Analyzed
<b>MET-D-MS-TB</b>		<b>Water</b>						
<b>Batch</b>	<b>R2411905</b>							
<b>WG1520440-2</b>	<b>LCS</b>							
Vanadium (V)-Dissolved			111.1		%		80-120	04-AUG-12
Zinc (Zn)-Dissolved			108.9		%		80-120	04-AUG-12
Zirconium (Zr)-Dissolved			99.6		%		80-120	04-AUG-12
<b>WG1520440-1</b>	<b>MB</b>							
Aluminum (Al)-Dissolved			<0.0050		mg/L		0.005	04-AUG-12
Antimony (Sb)-Dissolved			<0.00060		mg/L		0.0006	04-AUG-12
Arsenic (As)-Dissolved			<0.0010		mg/L		0.001	04-AUG-12
Barium (Ba)-Dissolved			<0.010		mg/L		0.01	04-AUG-12
Beryllium (Be)-Dissolved			<0.0010		mg/L		0.001	04-AUG-12
Bismuth (Bi)-Dissolved			<0.0010		mg/L		0.001	04-AUG-12
Boron (B)-Dissolved			<0.050		mg/L		0.05	04-AUG-12
Cadmium (Cd)-Dissolved			<0.000017		mg/L		0.000017	04-AUG-12
Calcium (Ca)-Dissolved			<0.20		mg/L		0.2	04-AUG-12
Chromium (Cr)-Dissolved			<0.0010		mg/L		0.001	04-AUG-12
Cobalt (Co)-Dissolved			<0.00050		mg/L		0.0005	04-AUG-12
Copper (Cu)-Dissolved			<0.0010		mg/L		0.001	04-AUG-12
Iron (Fe)-Dissolved			<0.020		mg/L		0.02	04-AUG-12
Lead (Pb)-Dissolved			<0.0010		mg/L		0.001	04-AUG-12
Lithium (Li)-Dissolved			<0.050		mg/L		0.05	04-AUG-12
Magnesium (Mg)-Dissolved			<0.020		mg/L		0.02	04-AUG-12
Manganese (Mn)-Dissolved			<0.0010		mg/L		0.001	04-AUG-12
Molybdenum (Mo)-Dissolved			<0.0010		mg/L		0.001	04-AUG-12
Nickel (Ni)-Dissolved			<0.0020		mg/L		0.002	04-AUG-12
Potassium (K)-Dissolved			<0.50		mg/L		0.5	04-AUG-12
Selenium (Se)-Dissolved			<0.0010		mg/L		0.001	04-AUG-12
Silver (Ag)-Dissolved			<0.00010		mg/L		0.0001	04-AUG-12
Sodium (Na)-Dissolved			<0.10		mg/L		0.1	04-AUG-12
Strontium (Sr)-Dissolved			<0.0010		mg/L		0.001	04-AUG-12
Tellurium (Te)-Dissolved			<0.0010		mg/L		0.001	04-AUG-12
Thallium (Tl)-Dissolved			<0.00030		mg/L		0.0003	04-AUG-12
Tin (Sn)-Dissolved			<0.0010		mg/L		0.001	04-AUG-12
Titanium (Ti)-Dissolved			<0.0020		mg/L		0.002	04-AUG-12
Tungsten (W)-Dissolved			<0.010		mg/L		0.01	04-AUG-12
Uranium (U)-Dissolved			<0.0050		mg/L		0.005	04-AUG-12



## Quality Control Report

Workorder: L1181718

Report Date: 07-SEP-12

Page 19 of 33

Test	Matrix	Reference	Result	Qualifier	Units	RPD	Limit	Analyzed
<b>MET-D-MS-TB</b>		<b>Water</b>						
<b>Batch</b>	<b>R2411905</b>							
<b>WG1520440-1</b>	<b>MB</b>							
Vanadium (V)-Dissolved			<0.0010		mg/L		0.001	04-AUG-12
Zinc (Zn)-Dissolved			<0.0030		mg/L		0.003	04-AUG-12
Zirconium (Zr)-Dissolved			<0.0010		mg/L		0.001	04-AUG-12
<b>MET-T-MS-TB</b>		<b>Water</b>						
<b>Batch</b>	<b>R2405558</b>							
<b>WG1512642-3</b>	<b>DUP</b>	<b>L1181718-4</b>						
Aluminum (Al)-Total		0.671	0.789		mg/L	16	20	25-JUL-12
Antimony (Sb)-Total		<0.00060	<0.00060	RPD-NA	mg/L	N/A	20	25-JUL-12
Arsenic (As)-Total		<0.0010	<0.0010	RPD-NA	mg/L	N/A	20	25-JUL-12
Barium (Ba)-Total		0.011	0.012		mg/L	6.7	20	25-JUL-12
Beryllium (Be)-Total		<0.0010	<0.0010	RPD-NA	mg/L	N/A	20	25-JUL-12
Bismuth (Bi)-Total		<0.0010	<0.0010	RPD-NA	mg/L	N/A	20	25-JUL-12
Boron (B)-Total		<0.050	<0.050	RPD-NA	mg/L	N/A	20	25-JUL-12
Cadmium (Cd)-Total		<0.000017	<0.000017	RPD-NA	mg/L	N/A	20	25-JUL-12
Calcium (Ca)-Total		14.3	14.2		mg/L	0.5	20	25-JUL-12
Chromium (Cr)-Total		<0.0010	0.0011	RPD-NA	mg/L	N/A	20	25-JUL-12
Cobalt (Co)-Total		<0.00050	<0.00050	RPD-NA	mg/L	N/A	20	25-JUL-12
Copper (Cu)-Total		0.0019	0.0019		mg/L	3.1	20	25-JUL-12
Iron (Fe)-Total		0.570	0.676		mg/L	17	20	25-JUL-12
Lead (Pb)-Total		<0.0010	<0.0010	RPD-NA	mg/L	N/A	20	25-JUL-12
Lithium (Li)-Total		<0.050	<0.050	RPD-NA	mg/L	N/A	20	25-JUL-12
Magnesium (Mg)-Total		2.83	2.81		mg/L	0.6	20	25-JUL-12
Manganese (Mn)-Total		0.0107	0.0143	DUP-H	mg/L	28	20	25-JUL-12
Molybdenum (Mo)-Total		<0.0010	<0.0010	RPD-NA	mg/L	N/A	20	25-JUL-12
Nickel (Ni)-Total		<0.0020	<0.0020	RPD-NA	mg/L	N/A	20	25-JUL-12
Potassium (K)-Total		0.93	0.93		mg/L	0.0	20	25-JUL-12
Selenium (Se)-Total		<0.0010	<0.0010	RPD-NA	mg/L	N/A	20	25-JUL-12
Silver (Ag)-Total		<0.00010	<0.00010	RPD-NA	mg/L	N/A	20	25-JUL-12
Sodium (Na)-Total		3.01	3.03		mg/L	0.8	20	25-JUL-12
Strontium (Sr)-Total		0.0272	0.0272		mg/L	0.0	20	25-JUL-12
Tellurium (Te)-Total		<0.0010	<0.0010	RPD-NA	mg/L	N/A	20	25-JUL-12
Thallium (Tl)-Total		<0.00030	<0.00030	RPD-NA	mg/L	N/A	20	25-JUL-12
Tin (Sn)-Total		<0.0010	<0.0010	RPD-NA	mg/L	N/A	20	25-JUL-12
Titanium (Ti)-Total		0.0206	0.0258	DUP-H	mg/L	22	20	25-JUL-12



## Quality Control Report

Workorder: L1181718

Report Date: 07-SEP-12

Page 20 of 33

Test	Matrix	Reference	Result	Qualifier	Units	RPD	Limit	Analyzed
<b>MET-T-MS-TB</b>								
	<b>Water</b>							
<b>Batch</b>	<b>R2405558</b>							
<b>WG1512642-3</b>	<b>DUP</b>	<b>L1181718-4</b>						
Tungsten (W)-Total		<0.010	<0.010	RPD-NA	mg/L	N/A	20	25-JUL-12
Uranium (U)-Total		<0.0050	<0.0050	RPD-NA	mg/L	N/A	20	25-JUL-12
Vanadium (V)-Total		0.0011	0.0013		mg/L	14	20	25-JUL-12
Zinc (Zn)-Total		<0.0030	<0.0030	RPD-NA	mg/L	N/A	20	25-JUL-12
Zirconium (Zr)-Total		<0.0010	<0.0010	RPD-NA	mg/L	N/A	20	25-JUL-12
<b>WG1512642-2</b>	<b>LCS</b>							
Aluminum (Al)-Total			94.2		%		80-120	25-JUL-12
Antimony (Sb)-Total			98.5		%		80-120	25-JUL-12
Arsenic (As)-Total			102.7		%		80-120	25-JUL-12
Barium (Ba)-Total			99.1		%		80-120	25-JUL-12
Beryllium (Be)-Total			106.2		%		80-120	25-JUL-12
Bismuth (Bi)-Total			105.4		%		80-120	25-JUL-12
Boron (B)-Total			95.7		%		80-120	25-JUL-12
Cadmium (Cd)-Total			106.9		%		80-120	25-JUL-12
Calcium (Ca)-Total			102.5		%		80-120	25-JUL-12
Chromium (Cr)-Total			104.0		%		80-120	25-JUL-12
Cobalt (Co)-Total			98.8		%		80-120	25-JUL-12
Copper (Cu)-Total			97.8		%		80-120	25-JUL-12
Iron (Fe)-Total			84.3		%		80-120	25-JUL-12
Lead (Pb)-Total			104.2		%		80-120	25-JUL-12
Lithium (Li)-Total			97.2		%		80-120	25-JUL-12
Magnesium (Mg)-Total			105.0		%		80-120	25-JUL-12
Manganese (Mn)-Total			102.2		%		80-120	25-JUL-12
Molybdenum (Mo)-Total			103.2		%		80-120	25-JUL-12
Nickel (Ni)-Total			102.1		%		80-120	25-JUL-12
Potassium (K)-Total			102.2		%		80-120	25-JUL-12
Selenium (Se)-Total			99.7		%		80-120	25-JUL-12
Silver (Ag)-Total			99.0		%		80-120	25-JUL-12
Sodium (Na)-Total			107.5		%		80-120	25-JUL-12
Strontium (Sr)-Total			104.5		%		80-120	25-JUL-12
Tellurium (Te)-Total			103.9		%		80-120	25-JUL-12
Thallium (Tl)-Total			105.8		%		80-120	25-JUL-12
Tin (Sn)-Total			100.6		%		80-120	25-JUL-12
Titanium (Ti)-Total			100.7		%		80-120	25-JUL-12



## Quality Control Report

Workorder: L1181718

Report Date: 07-SEP-12

Page 21 of 33

Test	Matrix	Reference	Result	Qualifier	Units	RPD	Limit	Analyzed
<b>MET-T-MS-TB</b>		<b>Water</b>						
<b>Batch</b>	<b>R2405558</b>							
<b>WG1512642-2 LCS</b>								
Tungsten (W)-Total			100.8		%		80-120	25-JUL-12
Uranium (U)-Total			101.4		%		80-120	25-JUL-12
Vanadium (V)-Total			102.2		%		80-120	25-JUL-12
Zinc (Zn)-Total			99.6		%		80-120	25-JUL-12
Zirconium (Zr)-Total			96.2		%		80-120	25-JUL-12
<b>WG1512642-1 MB</b>								
Aluminum (Al)-Total			<0.0050		mg/L		0.005	25-JUL-12
Antimony (Sb)-Total			<0.00060		mg/L		0.0006	25-JUL-12
Arsenic (As)-Total			<0.0010		mg/L		0.001	25-JUL-12
Barium (Ba)-Total			<0.010		mg/L		0.01	25-JUL-12
Beryllium (Be)-Total			<0.0010		mg/L		0.001	25-JUL-12
Bismuth (Bi)-Total			<0.0010		mg/L		0.001	25-JUL-12
Boron (B)-Total			<0.050		mg/L		0.05	25-JUL-12
Cadmium (Cd)-Total			<0.000017		mg/L		0.000017	25-JUL-12
Calcium (Ca)-Total			<0.20		mg/L		0.2	25-JUL-12
Chromium (Cr)-Total			<0.0010		mg/L		0.001	25-JUL-12
Cobalt (Co)-Total			<0.00050		mg/L		0.0005	25-JUL-12
Copper (Cu)-Total			<0.0010		mg/L		0.001	25-JUL-12
Iron (Fe)-Total			<0.020		mg/L		0.02	25-JUL-12
Lead (Pb)-Total			<0.0010		mg/L		0.001	25-JUL-12
Lithium (Li)-Total			<0.050		mg/L		0.05	25-JUL-12
Magnesium (Mg)-Total			<0.020		mg/L		0.02	25-JUL-12
Manganese (Mn)-Total			<0.0010		mg/L		0.001	25-JUL-12
Molybdenum (Mo)-Total			<0.0010		mg/L		0.001	25-JUL-12
Nickel (Ni)-Total			<0.0020		mg/L		0.002	25-JUL-12
Potassium (K)-Total			<0.50		mg/L		0.5	25-JUL-12
Selenium (Se)-Total			<0.0010		mg/L		0.001	25-JUL-12
Silver (Ag)-Total			<0.00010		mg/L		0.0001	25-JUL-12
Sodium (Na)-Total			<0.10		mg/L		0.1	25-JUL-12
Strontium (Sr)-Total			<0.0010		mg/L		0.001	25-JUL-12
Tellurium (Te)-Total			<0.0010		mg/L		0.001	25-JUL-12
Thallium (Tl)-Total			<0.00030		mg/L		0.0003	25-JUL-12
Tin (Sn)-Total			<0.0010		mg/L		0.001	25-JUL-12
Titanium (Ti)-Total			<0.0020		mg/L		0.002	25-JUL-12



## Quality Control Report

Workorder: L1181718

Report Date: 07-SEP-12

Page 22 of 33

Test	Matrix	Reference	Result	Qualifier	Units	RPD	Limit	Analyzed
<b>MET-T-MS-TB</b>								
	<b>Water</b>							
<b>Batch</b>	<b>R2405558</b>							
<b>WG1512642-1 MB</b>								
Tungsten (W)-Total			<0.010		mg/L		0.01	25-JUL-12
Uranium (U)-Total			<0.0050		mg/L		0.005	25-JUL-12
Vanadium (V)-Total			<0.0010		mg/L		0.001	25-JUL-12
Zinc (Zn)-Total			<0.0030		mg/L		0.003	25-JUL-12
Zirconium (Zr)-Total			<0.0010		mg/L		0.001	25-JUL-12
<b>WG1512642-4 MS</b>		<b>L1181718-4</b>						
Aluminum (Al)-Total			N/A	MS-B	%		-	25-JUL-12
Antimony (Sb)-Total			94.2		%		70-130	25-JUL-12
Arsenic (As)-Total			101.4		%		70-130	25-JUL-12
Barium (Ba)-Total			96.5		%		70-130	25-JUL-12
Beryllium (Be)-Total			103.3		%		70-130	25-JUL-12
Bismuth (Bi)-Total			92.8		%		70-130	25-JUL-12
Boron (B)-Total			105.1		%		70-130	25-JUL-12
Cadmium (Cd)-Total			122.8		%		70-130	25-JUL-12
Calcium (Ca)-Total			N/A	MS-B	%		-	25-JUL-12
Chromium (Cr)-Total			100.4		%		70-130	25-JUL-12
Cobalt (Co)-Total			98.6		%		70-130	25-JUL-12
Copper (Cu)-Total			96.8		%		70-130	25-JUL-12
Iron (Fe)-Total			99.3		%		70-130	25-JUL-12
Lead (Pb)-Total			97.0		%		70-130	25-JUL-12
Lithium (Li)-Total			100.4		%		70-130	25-JUL-12
Magnesium (Mg)-Total			N/A	MS-B	%		-	25-JUL-12
Manganese (Mn)-Total			101.9		%		70-130	25-JUL-12
Molybdenum (Mo)-Total			95.9		%		70-130	25-JUL-12
Nickel (Ni)-Total			100.2		%		70-130	25-JUL-12
Potassium (K)-Total			97.9		%		70-130	25-JUL-12
Selenium (Se)-Total			100.9		%		70-130	25-JUL-12
Silver (Ag)-Total			99.1		%		70-130	25-JUL-12
Sodium (Na)-Total			N/A	MS-B	%		-	25-JUL-12
Strontium (Sr)-Total			N/A	MS-B	%		-	25-JUL-12
Tellurium (Te)-Total			100.7		%		70-130	25-JUL-12
Thallium (Tl)-Total			92.8		%		70-130	25-JUL-12
Tin (Sn)-Total			97.1		%		70-130	25-JUL-12
Titanium (Ti)-Total			93.8		%		70-130	25-JUL-12



## Quality Control Report

Workorder: L1181718

Report Date: 07-SEP-12

Page 23 of 33

Test	Matrix	Reference	Result	Qualifier	Units	RPD	Limit	Analyzed
<b>MET-T-MS-TB</b>	<b>Water</b>							
<b>Batch</b>	<b>R2405558</b>							
<b>WG1512642-4 MS</b>		<b>L1181718-4</b>						
Tungsten (W)-Total			93.9		%		70-130	25-JUL-12
Uranium (U)-Total			96.8		%		70-130	25-JUL-12
Vanadium (V)-Total			101.9		%		70-130	25-JUL-12
Zinc (Zn)-Total			100.9		%		70-130	25-JUL-12
Zirconium (Zr)-Total			94.7		%		70-130	25-JUL-12
<b>WG1512642-6 MS</b>		<b>L1181833-14</b>						
Aluminum (Al)-Total			103.1		%		70-130	25-JUL-12
Antimony (Sb)-Total			97.0		%		70-130	25-JUL-12
Arsenic (As)-Total			105.9		%		70-130	25-JUL-12
Beryllium (Be)-Total			105.7		%		70-130	25-JUL-12
Bismuth (Bi)-Total			97.8		%		70-130	25-JUL-12
Boron (B)-Total			111.5		%		70-130	25-JUL-12
Cadmium (Cd)-Total			128.7		%		70-130	25-JUL-12
Calcium (Ca)-Total			101.1		%		70-130	25-JUL-12
Chromium (Cr)-Total			102.8		%		70-130	25-JUL-12
Cobalt (Co)-Total			101.4		%		70-130	25-JUL-12
Copper (Cu)-Total			103.2		%		70-130	25-JUL-12
Iron (Fe)-Total			105.4		%		70-130	25-JUL-12
Lead (Pb)-Total			102.0		%		70-130	25-JUL-12
Lithium (Li)-Total			106.9		%		70-130	25-JUL-12
Magnesium (Mg)-Total			96.2		%		70-130	25-JUL-12
Manganese (Mn)-Total			106.1		%		70-130	25-JUL-12
Molybdenum (Mo)-Total			99.9		%		70-130	25-JUL-12
Nickel (Ni)-Total			103.1		%		70-130	25-JUL-12
Potassium (K)-Total			108.6		%		70-130	25-JUL-12
Selenium (Se)-Total			107.4		%		70-130	25-JUL-12
Silver (Ag)-Total			105.7		%		70-130	25-JUL-12
Sodium (Na)-Total			99.5		%		70-130	25-JUL-12
Strontium (Sr)-Total			102.9		%		70-130	25-JUL-12
Tellurium (Te)-Total			102.6		%		70-130	25-JUL-12
Thallium (Tl)-Total			98.5		%		70-130	25-JUL-12
Tin (Sn)-Total			100.6		%		70-130	25-JUL-12
Titanium (Ti)-Total			98.4		%		70-130	25-JUL-12
Tungsten (W)-Total			98.2		%		70-130	25-JUL-12



## Quality Control Report

Workorder: L1181718

Report Date: 07-SEP-12

Page 24 of 33

Test	Matrix	Reference	Result	Qualifier	Units	RPD	Limit	Analyzed
<b>MET-T-MS-TB</b>								
	<b>Water</b>							
<b>Batch</b>	<b>R2405558</b>							
<b>WG1512642-6 MS</b>		<b>L1181833-14</b>						
Uranium (U)-Total			101.3		%		70-130	25-JUL-12
Vanadium (V)-Total			107.8		%		70-130	25-JUL-12
Zinc (Zn)-Total			93.7		%		70-130	25-JUL-12
Zirconium (Zr)-Total			97.6		%		70-130	25-JUL-12
<b>Batch</b>	<b>R2406522</b>							
<b>WG1512642-12 LCS</b>								
Aluminum (Al)-Total			94.9		%		80-120	26-JUL-12
Antimony (Sb)-Total			98.7		%		80-120	26-JUL-12
Arsenic (As)-Total			102.6		%		80-120	26-JUL-12
Barium (Ba)-Total			100.7		%		80-120	26-JUL-12
Beryllium (Be)-Total			97.1		%		80-120	26-JUL-12
Bismuth (Bi)-Total			103.8		%		80-120	26-JUL-12
Boron (B)-Total			95.7		%		80-120	26-JUL-12
Cadmium (Cd)-Total			105.4		%		80-120	26-JUL-12
Calcium (Ca)-Total			102.0		%		80-120	26-JUL-12
Chromium (Cr)-Total			103.0		%		80-120	26-JUL-12
Cobalt (Co)-Total			100.0		%		80-120	26-JUL-12
Copper (Cu)-Total			99.9		%		80-120	26-JUL-12
Iron (Fe)-Total			89.2		%		80-120	26-JUL-12
Lead (Pb)-Total			102.5		%		80-120	26-JUL-12
Lithium (Li)-Total			103.2		%		80-120	26-JUL-12
Magnesium (Mg)-Total			105.4		%		80-120	26-JUL-12
Manganese (Mn)-Total			105.6		%		80-120	26-JUL-12
Molybdenum (Mo)-Total			101.0		%		80-120	26-JUL-12
Nickel (Ni)-Total			105.0		%		80-120	26-JUL-12
Potassium (K)-Total			103.7		%		80-120	26-JUL-12
Selenium (Se)-Total			97.1		%		80-120	26-JUL-12
Silver (Ag)-Total			95.7		%		80-120	26-JUL-12
Sodium (Na)-Total			104.4		%		80-120	26-JUL-12
Strontium (Sr)-Total			98.0		%		80-120	26-JUL-12
Tellurium (Te)-Total			104.3		%		80-120	26-JUL-12
Thallium (Tl)-Total			103.4		%		80-120	26-JUL-12
Tin (Sn)-Total			104.8		%		80-120	26-JUL-12
Titanium (Ti)-Total			99.6		%		80-120	26-JUL-12



## Quality Control Report

Workorder: L1181718

Report Date: 07-SEP-12

Page 25 of 33

Test	Matrix	Reference	Result	Qualifier	Units	RPD	Limit	Analyzed
<b>MET-T-MS-TB</b>		<b>Water</b>						
<b>Batch</b>	<b>R2406522</b>							
<b>WG1512642-12 LCS</b>								
Tungsten (W)-Total			96.0		%		80-120	26-JUL-12
Uranium (U)-Total			96.6		%		80-120	26-JUL-12
Vanadium (V)-Total			103.8		%		80-120	26-JUL-12
Zinc (Zn)-Total			99.9		%		80-120	26-JUL-12
Zirconium (Zr)-Total			93.5		%		80-120	26-JUL-12
<b>WG1512642-11 MB</b>								
Aluminum (Al)-Total			<0.0050		mg/L		0.005	26-JUL-12
Antimony (Sb)-Total			<0.00060		mg/L		0.0006	26-JUL-12
Arsenic (As)-Total			<0.0010		mg/L		0.001	26-JUL-12
Barium (Ba)-Total			<0.010		mg/L		0.01	26-JUL-12
Beryllium (Be)-Total			<0.0010		mg/L		0.001	26-JUL-12
Bismuth (Bi)-Total			<0.0010		mg/L		0.001	26-JUL-12
Boron (B)-Total			<0.050		mg/L		0.05	26-JUL-12
Cadmium (Cd)-Total			<0.000017		mg/L		0.000017	26-JUL-12
Calcium (Ca)-Total			<0.20		mg/L		0.2	26-JUL-12
Chromium (Cr)-Total			<0.0010		mg/L		0.001	26-JUL-12
Cobalt (Co)-Total			<0.00050		mg/L		0.0005	26-JUL-12
Copper (Cu)-Total			<0.0010		mg/L		0.001	26-JUL-12
Iron (Fe)-Total			<0.020		mg/L		0.02	26-JUL-12
Lead (Pb)-Total			<0.0010		mg/L		0.001	26-JUL-12
Lithium (Li)-Total			<0.050		mg/L		0.05	26-JUL-12
Magnesium (Mg)-Total			<0.020		mg/L		0.02	26-JUL-12
Manganese (Mn)-Total			<0.0010		mg/L		0.001	26-JUL-12
Molybdenum (Mo)-Total			<0.0010		mg/L		0.001	26-JUL-12
Nickel (Ni)-Total			<0.0020		mg/L		0.002	26-JUL-12
Potassium (K)-Total			<0.50		mg/L		0.5	26-JUL-12
Selenium (Se)-Total			<0.0010		mg/L		0.001	26-JUL-12
Silver (Ag)-Total			<0.00010		mg/L		0.0001	26-JUL-12
Sodium (Na)-Total			<0.10		mg/L		0.1	26-JUL-12
Strontium (Sr)-Total			<0.0010		mg/L		0.001	26-JUL-12
Tellurium (Te)-Total			<0.0010		mg/L		0.001	26-JUL-12
Thallium (Tl)-Total			<0.00030		mg/L		0.0003	26-JUL-12
Tin (Sn)-Total			<0.0010		mg/L		0.001	26-JUL-12
Titanium (Ti)-Total			<0.0020		mg/L		0.002	26-JUL-12





## Quality Control Report

Workorder: L1181718

Report Date: 07-SEP-12

Page 26 of 33

Test	Matrix	Reference	Result	Qualifier	Units	RPD	Limit	Analyzed
<b>MET-T-MS-TB</b>		<b>Water</b>						
<b>Batch</b>	<b>R2406522</b>							
<b>WG1512642-11 MB</b>								
Tungsten (W)-Total			<0.010		mg/L		0.01	26-JUL-12
Uranium (U)-Total			<0.0050		mg/L		0.005	26-JUL-12
Vanadium (V)-Total			<0.0010		mg/L		0.001	26-JUL-12
Zinc (Zn)-Total			<0.0030		mg/L		0.003	26-JUL-12
Zirconium (Zr)-Total			<0.0010		mg/L		0.001	26-JUL-12
<b>Batch</b>	<b>R2407779</b>							
<b>WG1514131-2 LCS</b>								
Aluminum (Al)-Total			99.7		%		80-120	27-JUL-12
Antimony (Sb)-Total			103.7		%		80-120	27-JUL-12
Arsenic (As)-Total			109.9		%		80-120	27-JUL-12
Barium (Ba)-Total			103.8		%		80-120	27-JUL-12
Beryllium (Be)-Total			107.5		%		80-120	27-JUL-12
Bismuth (Bi)-Total			109.2		%		80-120	27-JUL-12
Boron (B)-Total			100.4		%		80-120	27-JUL-12
Cadmium (Cd)-Total			111.3		%		80-120	27-JUL-12
Calcium (Ca)-Total			108.5		%		80-120	27-JUL-12
Chromium (Cr)-Total			111.3		%		80-120	27-JUL-12
Cobalt (Co)-Total			106.6		%		80-120	27-JUL-12
Copper (Cu)-Total			104.3		%		80-120	27-JUL-12
Iron (Fe)-Total			118.7		%		80-120	27-JUL-12
Lead (Pb)-Total			107.1		%		80-120	27-JUL-12
Lithium (Li)-Total			101.4		%		80-120	27-JUL-12
Magnesium (Mg)-Total			110.4		%		80-120	27-JUL-12
Manganese (Mn)-Total			112.7		%		80-120	27-JUL-12
Molybdenum (Mo)-Total			110.4		%		80-120	27-JUL-12
Nickel (Ni)-Total			111.4		%		80-120	27-JUL-12
Potassium (K)-Total			108.7		%		80-120	27-JUL-12
Selenium (Se)-Total			106.4		%		80-120	27-JUL-12
Silver (Ag)-Total			102.7		%		80-120	27-JUL-12
Sodium (Na)-Total			110.5		%		80-120	27-JUL-12
Strontium (Sr)-Total			106.2		%		80-120	27-JUL-12
Tellurium (Te)-Total			112.7		%		80-120	27-JUL-12
Thallium (Tl)-Total			111.3		%		80-120	27-JUL-12
Tin (Sn)-Total			105.9		%		80-120	27-JUL-12



## Quality Control Report

Workorder: L1181718

Report Date: 07-SEP-12

Page 27 of 33

Test	Matrix	Reference	Result	Qualifier	Units	RPD	Limit	Analyzed
<b>MET-T-MS-TB</b>		<b>Water</b>						
<b>Batch</b>	<b>R2407779</b>							
<b>WG1514131-2 LCS</b>								
Titanium (Ti)-Total			105.6		%		80-120	27-JUL-12
Tungsten (W)-Total			101.8		%		80-120	27-JUL-12
Uranium (U)-Total			105.8		%		80-120	27-JUL-12
Vanadium (V)-Total			110.9		%		80-120	27-JUL-12
Zinc (Zn)-Total			107.6		%		80-120	27-JUL-12
Zirconium (Zr)-Total			101.6		%		80-120	27-JUL-12
<b>WG1514131-1 MB</b>								
Aluminum (Al)-Total			<0.0050		mg/L		0.005	27-JUL-12
Antimony (Sb)-Total			<0.00060		mg/L		0.0006	27-JUL-12
Arsenic (As)-Total			<0.0010		mg/L		0.001	27-JUL-12
Barium (Ba)-Total			<0.010		mg/L		0.01	27-JUL-12
Beryllium (Be)-Total			<0.0010		mg/L		0.001	27-JUL-12
Bismuth (Bi)-Total			<0.0010		mg/L		0.001	27-JUL-12
Boron (B)-Total			<0.050		mg/L		0.05	27-JUL-12
Cadmium (Cd)-Total			<0.000017		mg/L		0.000017	27-JUL-12
Calcium (Ca)-Total			<0.20		mg/L		0.2	27-JUL-12
Chromium (Cr)-Total			<0.0010		mg/L		0.001	27-JUL-12
Cobalt (Co)-Total			<0.00050		mg/L		0.0005	27-JUL-12
Copper (Cu)-Total			<0.0010		mg/L		0.001	27-JUL-12
Iron (Fe)-Total			<0.020		mg/L		0.02	27-JUL-12
Lead (Pb)-Total			<0.0010		mg/L		0.001	27-JUL-12
Lithium (Li)-Total			<0.050		mg/L		0.05	27-JUL-12
Magnesium (Mg)-Total			<0.020		mg/L		0.02	27-JUL-12
Manganese (Mn)-Total			<0.0010		mg/L		0.001	27-JUL-12
Molybdenum (Mo)-Total			<0.0010		mg/L		0.001	27-JUL-12
Nickel (Ni)-Total			<0.0020		mg/L		0.002	27-JUL-12
Potassium (K)-Total			<0.50		mg/L		0.5	27-JUL-12
Selenium (Se)-Total			<0.0010		mg/L		0.001	27-JUL-12
Silver (Ag)-Total			<0.00010		mg/L		0.0001	27-JUL-12
Sodium (Na)-Total			<0.10		mg/L		0.1	27-JUL-12
Strontium (Sr)-Total			<0.0010		mg/L		0.001	27-JUL-12
Tellurium (Te)-Total			<0.0010		mg/L		0.001	27-JUL-12
Thallium (Tl)-Total			<0.00030		mg/L		0.0003	27-JUL-12
Tin (Sn)-Total			<0.0010		mg/L		0.001	27-JUL-12

## Quality Control Report

Workorder: L1181718

Report Date: 07-SEP-12

Page 28 of 33

Test	Matrix	Reference	Result	Qualifier	Units	RPD	Limit	Analyzed
<b>MET-T-MS-TB</b>		<b>Water</b>						
<b>Batch R2407779</b>								
<b>WG1514131-1 MB</b>								
	Titanium (Ti)-Total		<0.0020		mg/L		0.002	27-JUL-12
	Tungsten (W)-Total		<0.010		mg/L		0.01	27-JUL-12
	Uranium (U)-Total		<0.0050		mg/L		0.005	27-JUL-12
	Vanadium (V)-Total		<0.0010		mg/L		0.001	27-JUL-12
	Zinc (Zn)-Total		<0.0030		mg/L		0.003	27-JUL-12
	Zirconium (Zr)-Total		<0.0010		mg/L		0.001	27-JUL-12
<b>NH3-COL-TB</b>		<b>Water</b>						
<b>Batch R2405064</b>								
	<b>WG1513387-3 DUP</b>	<b>L1181718-14</b>						
	Ammonia, Total (as N)	<0.020	<0.020	RPD-NA	mg/L	N/A	20	24-JUL-12
	<b>WG1513387-2 LCS</b>							
	Ammonia, Total (as N)		94.6		%		85-115	24-JUL-12
	<b>WG1513387-1 MB</b>							
	Ammonia, Total (as N)		<0.020		mg/L		0.02	24-JUL-12
	<b>WG1513387-4 MS</b>	<b>L1181718-14</b>						
	Ammonia, Total (as N)		90.3		%		75-125	24-JUL-12
	<b>WG1513387-6 MS</b>	<b>L1181833-11</b>						
	Ammonia, Total (as N)		105.9		%		75-125	24-JUL-12
<b>NO2-IC-TB</b>		<b>Water</b>						
<b>Batch R2404488</b>								
	<b>WG1514315-2 LCS</b>							
	Nitrite (as N)		96.7		%		90-110	24-JUL-12
	<b>WG1514315-1 MB</b>							
	Nitrite (as N)		<0.020		mg/L		0.02	24-JUL-12
	<b>WG1514315-4 MS</b>	<b>L1183216-6</b>						
	Nitrite (as N)		101.8		%		75-115	24-JUL-12
<b>Batch R2404831</b>								
	<b>WG1512866-3 DUP</b>	<b>L1181718-8</b>						
	Nitrite (as N)	<0.020	<0.020	RPD-NA	mg/L	N/A	20	20-JUL-12
	<b>WG1512866-2 LCS</b>							
	Nitrite (as N)		94.3		%		90-110	20-JUL-12
	<b>WG1512866-1 MB</b>							
	Nitrite (as N)		<0.020		mg/L		0.02	20-JUL-12
	<b>WG1512866-4 MS</b>	<b>L1181718-8</b>						
	Nitrite (as N)		103.1		%		75-115	20-JUL-12
	<b>WG1512866-6 MS</b>	<b>L1181792-4</b>						



## Quality Control Report

Workorder: L1181718

Report Date: 07-SEP-12

Page 29 of 33

Test	Matrix	Reference	Result	Qualifier	Units	RPD	Limit	Analyzed
<b>NO2-IC-TB</b>								
Water								
Batch R2404831								
WG1512866-6	MS	L1181792-4	99.2		%		75-115	20-JUL-12
Nitrite (as N)								
<b>NO3-IC-TB</b>								
Water								
Batch R2404488								
WG1514315-2	LCS		100.7		%		90-110	24-JUL-12
Nitrate (as N)								
WG1514315-1	MB		<0.030		mg/L		0.03	24-JUL-12
Nitrate (as N)								
WG1514315-4	MS	L1183216-6	101.1		%		75-125	24-JUL-12
Nitrate (as N)								
Batch R2404831								
WG1512866-3	DUP	L1181718-8	0.037		mg/L	1.3	20	20-JUL-12
Nitrate (as N)								
WG1512866-2	LCS		99.96		%		90-110	20-JUL-12
Nitrate (as N)								
WG1512866-1	MB		<0.030		mg/L		0.03	20-JUL-12
Nitrate (as N)								
WG1512866-4	MS	L1181718-8	96.8		%		75-125	20-JUL-12
Nitrate (as N)								
WG1512866-6	MS	L1181792-4	102.2		%		75-125	20-JUL-12
Nitrate (as N)								
<b>OGG-TOT-WT</b>								
Water								
Batch R2405241								
WG1514113-2	LCS		89.9		%		75-120	25-JUL-12
Oil and Grease, Total								
WG1514113-3	LCSD	WG1514113-2	91		%	1.0	45	25-JUL-12
Oil and Grease, Total								
WG1514113-1	MB		<2.0		mg/L		2	25-JUL-12
Oil and Grease, Total								
Batch R2406066								
WG1514063-2	LCS		86.2		%		75-120	25-JUL-12
Oil and Grease, Total								
WG1514063-3	LCSD	WG1514063-2	88		%	2.2	45	25-JUL-12
Oil and Grease, Total								
WG1514063-1	MB		<2.0		mg/L		2	25-JUL-12
Oil and Grease, Total								
<b>P-T-COL-TB</b>								
Water								

## Quality Control Report

Workorder: L1181718

Report Date: 07-SEP-12

Page 30 of 33

Test	Matrix	Reference	Result	Qualifier	Units	RPD	Limit	Analyzed
<b>P-T-COL-TB</b>		<b>Water</b>						
<b>Batch</b>	<b>R2404062</b>							
<b>WG1512654-3</b>	<b>DUP</b>	<b>L1181718-6</b>						
Phosphorus (P)-Total		0.0081	0.0078		mg/L	4.8	20	23-JUL-12
<b>WG1512654-2</b>	<b>LCS</b>							
Phosphorus (P)-Total			97.2		%		80-120	23-JUL-12
<b>WG1512654-1</b>	<b>MB</b>							
Phosphorus (P)-Total			<0.0050		mg/L		0.005	23-JUL-12
<b>WG1512654-4</b>	<b>MS</b>	<b>L1181718-6</b>						
Phosphorus (P)-Total			91.4		%		70-130	23-JUL-12
<b>WG1512705-4</b>	<b>MS</b>	<b>L1181792-4</b>						
Phosphorus (P)-Total			93.1		%		70-130	23-JUL-12
<b>WG1512705-6</b>	<b>MS</b>	<b>L1181833-16</b>						
Phosphorus (P)-Total			93.4		%		70-130	23-JUL-12
<b>PH-CAP-TB</b>		<b>Water</b>						
<b>Batch</b>	<b>R2404329</b>							
<b>WG1511893-2</b>	<b>LCS</b>							
pH			5.99		pH		5.9-6.1	20-JUL-12
<b>SO4-IC-TB</b>		<b>Water</b>						
<b>Batch</b>	<b>R2404488</b>							
<b>WG1514315-2</b>	<b>LCS</b>							
Sulfate (SO4)			99.8		%		90-110	24-JUL-12
<b>WG1514315-1</b>	<b>MB</b>							
Sulfate (SO4)			<0.30		mg/L		0.3	24-JUL-12
<b>WG1514315-4</b>	<b>MS</b>	<b>L1183216-6</b>						
Sulfate (SO4)			104.5		%		75-125	24-JUL-12
<b>Batch</b>	<b>R2404831</b>							
<b>WG1512866-3</b>	<b>DUP</b>	<b>L1181718-8</b>						
Sulfate (SO4)		0.50	0.50		mg/L	0.8	20	20-JUL-12
<b>WG1512866-2</b>	<b>LCS</b>							
Sulfate (SO4)			101.2		%		90-110	20-JUL-12
<b>WG1512866-1</b>	<b>MB</b>							
Sulfate (SO4)			<0.30		mg/L		0.3	20-JUL-12
<b>WG1512866-4</b>	<b>MS</b>	<b>L1181718-8</b>						
Sulfate (SO4)			103.7		%		75-125	20-JUL-12
<b>WG1512866-6</b>	<b>MS</b>	<b>L1181792-4</b>						
Sulfate (SO4)			104.9		%		75-125	20-JUL-12
<b>SOLIDS-TOTSUS-TB</b>		<b>Water</b>						



## Quality Control Report

Workorder: L1181718

Report Date: 07-SEP-12

Page 31 of 33

Test	Matrix	Reference	Result	Qualifier	Units	RPD	Limit	Analyzed
<b>SOLIDS-TOTSUS-TB</b>								
<b>Batch</b>	<b>R2405233</b>							
<b>WG1514168-3</b>	<b>DUP</b>	<b>L1181718-2</b>						
Total Suspended Solids		45.2	44.0		mg/L	2.7	20	25-JUL-12
<b>WG1514168-2</b>	<b>LCS</b>							
Total Suspended Solids			100.6		%		85-115	25-JUL-12
<b>WG1514168-1</b>	<b>MB</b>							
Total Suspended Solids			<2.0		mg/L		2	25-JUL-12
<b>Batch</b>	<b>R2406091</b>							
<b>WG1514961-2</b>	<b>LCS</b>							
Total Suspended Solids			99.4		%		85-115	26-JUL-12
<b>WG1514961-1</b>	<b>MB</b>							
Total Suspended Solids			<2.0		mg/L		2	26-JUL-12

# Quality Control Report

Workorder: L1181718

Report Date: 07-SEP-12

Page 32 of 33

## Legend:

---

Limit	ALS Control Limit (Data Quality Objectives)
DUP	Duplicate
RPD	Relative Percent Difference
N/A	Not Available
LCS	Laboratory Control Sample
SRM	Standard Reference Material
MS	Matrix Spike
MSD	Matrix Spike Duplicate
ADE	Average Desorption Efficiency
MB	Method Blank
IRM	Internal Reference Material
CRM	Certified Reference Material
CCV	Continuing Calibration Verification
CVS	Calibration Verification Standard
LCSD	Laboratory Control Sample Duplicate

## Sample Parameter Qualifier Definitions:

---

Qualifier	Description
DUP-H	Duplicate results outside ALS DQO, due to sample heterogeneity.
J	Duplicate results and limits are expressed in terms of absolute difference.
MS-B	Matrix Spike recovery could not be accurately calculated due to high analyte background in sample.
RPD-NA	Relative Percent Difference Not Available due to result(s) being less than detection limit.

---

# Quality Control Report

Workorder: L1181718

Report Date: 07-SEP-12

Page 33 of 33

## Hold Time Exceedances:

---

ALS Product Description	Sample ID	Sampling Date	Date Processed	Rec. HT	Actual HT	Units	Qualifier
-------------------------	-----------	---------------	----------------	---------	-----------	-------	-----------

---

## Legend & Qualifier Definitions:

EHTR-FM: Exceeded ALS recommended hold time prior to sample receipt. Field Measurement recommended.  
EHTR: Exceeded ALS recommended hold time prior to sample receipt.  
EHTL: Exceeded ALS recommended hold time prior to analysis. Sample was received less than 24 hours prior to expiry.  
EHT: Exceeded ALS recommended hold time prior to analysis.  
Rec. HT: ALS recommended hold time (see units).

## Notes\*:

Where actual sampling date is not provided to ALS, the date (& time) of receipt is used for calculation purposes.  
Where actual sampling time is not provided to ALS, the earlier of 12 noon on the sampling date or the time (& date) of receipt is used for calculation purposes. Samples for L1181718 were received on 20-JUL-12 10:00.

ALS recommended hold times may vary by province. They are assigned to meet known provincial and/or federal government requirements. In the absence of regulatory hold times, ALS establishes recommendations based on guidelines published by the US EPA, APHA Standard Methods, or Environment Canada (where available). For more information, please contact ALS.

---

The ALS Quality Control Report is provided to ALS clients upon request. ALS includes comprehensive QC checks with every analysis to ensure our high standards of quality are met. Each QC result has a known or expected target value, which is compared against pre-determined data quality objectives to provide confidence in the accuracy of associated test results.

Please note that this report may contain QC results from anonymous Sample Duplicates and Matrix Spikes that do not originate from this Work Order.





Company: <u>Treasury Metals</u>		Information		Both questions below must answered for water samples	
Contact: <u>MAC POTTER</u>		Record of Site Condition <input type="checkbox"/> Yes <input type="checkbox"/> No		Are any samples taken from a regulated DW System? <input type="checkbox"/> Yes <input type="checkbox"/> No	
Address: <u>899 TREE NURSERY RD WABLOON, ON, POV 2W0</u>		PWQO <input checked="" type="checkbox"/> MISA <input type="checkbox"/> MMR <input type="checkbox"/> CCME <input type="checkbox"/>		If Yes, an authorized DW COC must be used.	
Phone: <u>807 938 6961</u> Fax: _____		Guideline Required:		Is the water sampled intended for human consumption? <input type="checkbox"/> Yes <input type="checkbox"/> No	
Email: <u>mac@treasurymetals.com</u>		TCLP Regulation: <input checked="" type="checkbox"/> 558 <input type="checkbox"/> Other:		Analysis Request	
Project: <u>Goliath</u> PO: _____		Service Requested		Please indicate below Filtered, Preserved or both (F, P, F/P)	
Quote #: <u>G32690</u> <u>LSD GOLIATH PROJECT</u>		<input checked="" type="checkbox"/> Regular TAT (7 Days)		P P P P P P P FIP	
Invoice To: _____ Same as Report: <input checked="" type="checkbox"/> Yes <input type="checkbox"/> No		<input type="checkbox"/> Priority TAT 50% Surcharge (3-5 Days)		A I K, P H, C o n d u c t i v i t y	
Company: _____		<input type="checkbox"/> Emergency TAT 100% Surcharge (1-2 Days)		C l, N O <sub>2</sub> , N O <sub>3</sub> , S O <sub>4</sub>	
Contact: _____		Specify Date Required:		A c i d i t y, T S S	
Address: _____		All TAT quoted material is in business days which exclude statutory holidays and weekends. Samples received past 3:00pm or Saturday/Sunday begin the next day.		T o t a l C y a n i d e	
Account Manager: <u>KAREN R.</u>		Sampler: <u>MAC POTTER</u>		W A D C y a n i d e	
				C O N - F R E E - C O L - V A	
				A m m o n i a, T o t a l P h o s.	
				O G G	
				T o t a l M e t a l s + H g	
				D i s s o l v e d M e t a l s + H g	
				H a r d n e s s	
				N u m b e r o f C o n t a i n e r s	

Sample #	Sample Identification (This description will appear on the report)	Date	Time	Sample Type	A I K, P H, C o n d u c t i v i t y	C l, N O <sub>2</sub> , N O <sub>3</sub> , S O <sub>4</sub>	A c i d i t y, T S S	T o t a l C y a n i d e	W A D C y a n i d e	C O N - F R E E - C O L - V A	A m m o n i a, T o t a l P h o s.	O G G	T o t a l M e t a l s + H g	D i s s o l v e d M e t a l s + H g	H a r d n e s s	N u m b e r o f C o n t a i n e r s
1	SW1	19/07/12	7 <sup>20</sup>	Water	X	X	X	X	X	X	X	X	X	X	X	9
2	SW2		6 <sup>30</sup>													
3	SW3		5 <sup>55</sup>													
4	SW4		3 <sup>00</sup>													
5	SW5		2 <sup>15</sup>													
6	SW6		1 <sup>45</sup>													
7	SW7		16 <sup>15</sup>											X	X	
8	SW8		10 <sup>00</sup>											X	X	
9	SW9		12 <sup>00</sup>													
10	SW10		9 <sup>30</sup>											X	X	
11	SW11		11 <sup>05</sup>													

**Special Instructions / Comments**

\* No preservation is Total metals/Hg, Dissolved metals/Hg in samples SW4, SW5, SW6, SW9, SW11

SHIPMENT RELEASE (client use)		SHIPMENT RECEPTION (lab use only)			SHIPMENT VERIFICATION (lab use only)			
Released by: <u>MAC POTTER</u> <u>MP</u> 19/07/12	Date & Time	Received by:	Date & Time	Temp	Cooling Initiated	Verified by:	Date & Time	Observations: Yes / No? If Yes add SIF
		<u>[Signature]</u>	<u>July 20/12 10:00</u>	<u>14.3</u>	<input checked="" type="checkbox"/> Yes <input type="checkbox"/> No	<u>[Signature]</u>	<u>July 20/12 11:00</u>	

\*\*Failure to complete all portions of this form may delay analysis. \*\*TAT may vary dependant on complexity of analysis and lab workload at time of submission. Please contact the lab to confirm TATs. Any known or suspected hazards relating to a sample must be noted on the chain of custody in the comments section. By use of the form the user acknowledges and agrees with the Terms and Conditions as specified on the back page.



Company: <u>See Page 1</u>		Information		Both questions below must answered for water samples											
Contact:		<input type="checkbox"/> O. Reg 153 (O. Reg 511 Amend) Table:		Are any samples taken from a regulated DW System? <input type="checkbox"/> Yes <input type="checkbox"/> No											
Address:		Record of Site Condition <input type="checkbox"/> Yes <input type="checkbox"/> No		If yes, an authorized DW COC must be used.											
Phone: _____ Fax: _____		PWQO <input checked="" type="checkbox"/> MISA <input type="checkbox"/> MMR <input type="checkbox"/> CCME <input type="checkbox"/>		Is the water sampled Intended for human consumption? <input type="checkbox"/> Yes <input type="checkbox"/> No											
Email: _____		Guideline Required:		Analysis Request											
Project: _____ PO: _____		TCLP Regulation 558 <input type="checkbox"/> Other:													
Quote # _____		Service Requested		Please indicate below Filtered, Preserved or both (F, P, F/P)											
Invoice To: _____ Same as Report: <input type="checkbox"/> Yes <input type="checkbox"/> No		<input checked="" type="checkbox"/> Regular TAT (7 Days)		P	P	P	P	P	P	F/P					
Company: _____		<input type="checkbox"/> Priority TAT 50% Surcharge (3-5 Days)		Alk, pH, Conductivity	Cl, NO <sub>2</sub> , NO <sub>3</sub> , SO <sub>4</sub>	Acidity, TSS	Total Cyanide	WAD Cyanide	CN-FREE-COL-VA	Ammonia, Total Phos.	066	Total Metals + Hg	Dissolved Metals + Hg	Hardness	Number of Containers
Contact: _____		<input type="checkbox"/> Emergency TAT 100% Surcharge (1-2 Days)													
Address: _____		Specify Date Required:		All TAT quoted material is in business days which exclude statutory holidays and weekends. Samples received past 3:00pm or Saturday/Sunday begin the next day.											
Account Manager: <u>KAREN R.</u>		Sampler: <u>MAC POTER</u>													

Sample #	Sample Identification (This description will appear on the report)	Date	Time	Sample Type	Alk, pH, Conductivity	Cl, NO <sub>2</sub> , NO <sub>3</sub> , SO <sub>4</sub>	Acidity, TSS	Total Cyanide	WAD Cyanide	CN-FREE-COL-VA	Ammonia, Total Phos.	066	Total Metals + Hg	Dissolved Metals + Hg	Hardness	Number of Containers
12	TL1q	19107/12	6 <sup>51</sup>	Water	X	X	X	X	X	X	X	X	X	X	X	9
13	TL2a		8 <sup>50</sup>													
14	TL3		8 <sup>30</sup>													
15	JCTa		8 <sup>00</sup>													
16	TL33		8 <sup>30</sup>													
17	Field Blank		5 <sup>50</sup>													
18	Travel Blank		/													

Special Instructions / Comments

SHIPMENT RELEASE (client use)		SHIPMENT RECEPTION (lab use only)				SHIPMENT VERIFICATION (lab use only)		
Released by: <u>MAC POTER</u> <u>MP</u> 19107/12	Date & Time	Received by:	Date & Time	Temp	Cooling Initiated <input type="checkbox"/> Yes <input type="checkbox"/> No	Verified by:	Date & Time	Observations: Yes / No? If Yes add SIF

**\*\*Failure to complete all portions of this form may delay analysis.\*\*** TAT may vary dependent on complexity of analysis and lab workload at time of submission. Please contact the lab to confirm TATs. Any known or suspected hazards relating to a sample must be noted on the chain of custody in the comments section. By use of the form the user acknowledges and agrees with the Terms and Conditions as specified on the back page.





TREASURY METALS INC.  
ATTN: Mac Potter  
P.O. Box 789  
Dryden ON P8N 2Z4

Date Received: 24-AUG-12  
Report Date: 07-SEP-12 07:19 (MT)  
Version: FINAL

Client Phone: 807-938-6961

## Certificate of Analysis

**Lab Work Order #:** L1199233  
Project P.O. #: MO210-P0115  
Job Reference: MO906A01  
C of C Numbers: I1199233  
Legal Site Desc: GOLIATH PROJECT

  
\_\_\_\_\_  
Karen Rutledge  
Account Manager

[This report shall not be reproduced except in full without the written authority of the Laboratory.]

ADDRESS: 1081 Barton Street, Thunder Bay, ON P7B 5N3 Canada | Phone: +1 807 623 6463 | Fax: +1 807 623 7598  
ALS CANADA LTD Part of the ALS Group A Campbell Brothers Limited Company

## ALS ENVIRONMENTAL ANALYTICAL REPORT

		Sample ID	L1199233-1	L1199233-2	L1199233-3	L1199233-4	L1199233-5
		Description	WATER	WATER	WATER	WATER	WATER
		Sampled Date	22-AUG-12	22-AUG-12	22-AUG-12	22-AUG-12	22-AUG-12
		Sampled Time	07:00	06:05	05:30	09:30	09:45
		Client ID	SW1	SW2	SW3	SW7	SW8
Grouping	Analyte						
<b>WATER</b>							
<b>Physical Tests</b>	Conductivity (EC) (uS/cm)		143	134	191	130	173
	Hardness (as CaCO3) (mg/L)		75.0	75.7	76.2	67.2	92.5
	pH (pH)		7.45	7.74	7.41	7.68	7.92
	Total Suspended Solids (mg/L)		3.0	34.9	4.9	6.2	53.2
<b>Anions and Nutrients</b>	Acidity (as CaCO3) (mg/L)		3.6	2.8	5.4	2.8	2.8
	Alkalinity, Total (as CaCO3) (mg/L CaCO3)		72.2	66.8	65.4	59.7	87.9
	Ammonia, Total (as N) (mg/L)		<0.020	<0.020	<0.020	<0.020	<0.020
	Chloride (Cl) (mg/L)		0.33	<0.10	17.5	0.22	0.20
	Nitrate (as N) (mg/L)		<0.030	0.039	<0.030	0.120	0.100
	Nitrite (as N) (mg/L)		<0.020	<0.020	<0.020	<0.020	<0.020
	Phosphorus (P)-Total (mg/L)		0.0080	0.139	0.0121	0.0187	0.0398
	Sulfate (SO4) (mg/L)		1.03	0.76	1.94	4.91	0.74
<b>Cyanides</b>	Cyanide, Weak Acid Diss (mg/L)		<0.0020	<0.0020	<0.0020	<0.0020	<0.0020
	Cyanide, Total (mg/L)		<0.0020	<0.0020	<0.0020	<0.0020	<0.0020
	Cyanide, Free (mg/L)		<0.0050	<0.0050	<0.0050	<0.0050	<0.0050
<b>Total Metals</b>	Aluminum (Al)-Total (mg/L)		0.0377	0.626	0.0369	0.0728	0.0587
	Antimony (Sb)-Total (mg/L)		<0.00060	<0.00060	<0.00060	<0.00060	<0.00060
	Arsenic (As)-Total (mg/L)		<0.0010	<0.0010	<0.0010	0.0013	<0.0010
	Barium (Ba)-Total (mg/L)		0.010	0.013	0.010	0.011	0.025
	Beryllium (Be)-Total (mg/L)		<0.0010	<0.0010	<0.0010	<0.0010	<0.0010
	Bismuth (Bi)-Total (mg/L)		<0.0010	<0.0010	<0.0010	<0.0010	<0.0010
	Boron (B)-Total (mg/L)		<0.050	<0.050	<0.050	<0.050	<0.050
	Cadmium (Cd)-Total (mg/L)		<0.000017	<0.000017	<0.000017	<0.000017	<0.000017
	Calcium (Ca)-Total (mg/L)		24.5	21.7	21.8	21.3	32.4
	Chromium (Cr)-Total (mg/L)		<0.0010	0.0015	<0.0010	<0.0010	<0.0010
	Cobalt (Co)-Total (mg/L)		<0.00050	0.00053	<0.00050	<0.00050	<0.00050
	Copper (Cu)-Total (mg/L)		<0.0010	0.0018	<0.0010	<0.0010	<0.0010
	Iron (Fe)-Total (mg/L)		0.236	1.91	0.252	1.02	0.566
	Lead (Pb)-Total (mg/L)		<0.0010	<0.0010	<0.0010	<0.0010	<0.0010
	Lithium (Li)-Total (mg/L)		<0.050	<0.050	<0.050	<0.050	<0.050
	Magnesium (Mg)-Total (mg/L)		3.61	5.50	5.15	3.68	2.76
	Manganese (Mn)-Total (mg/L)		0.115	0.0644	0.0270	0.0278	0.203
	Mercury (Hg)-Total (mg/L)		<0.000010	<0.000010	<0.000010	<0.000010	<0.000010
	Molybdenum (Mo)-Total (mg/L)		<0.0010	<0.0010	<0.0010	<0.0010	<0.0010
	Nickel (Ni)-Total (mg/L)		<0.0020	0.0021	<0.0020	<0.0020	<0.0020
	Potassium (K)-Total (mg/L)		0.71	0.64	0.68	0.81	0.68
	Selenium (Se)-Total (mg/L)		<0.0010	<0.0010	<0.0010	<0.0010	<0.0010

\* Please refer to the Reference Information section for an explanation of any qualifiers detected.

## ALS ENVIRONMENTAL ANALYTICAL REPORT

		Sample ID	L1199233-6	L1199233-7	L1199233-8	L1199233-9	L1199233-10
		Description	WATER	WATER	WATER	WATER	WATER
		Sampled Date	22-AUG-12	22-AUG-12	22-AUG-12	22-AUG-12	22-AUG-12
		Sampled Time	13:30	08:55	10:45	08:07	08:37
		Client ID	SW9	SW10	SW11	TL1A	TL2A
Grouping	Analyte						
<b>WATER</b>							
<b>Physical Tests</b>	Conductivity (EC) (uS/cm)		282	134	36.1	123	159
	Hardness (as CaCO3) (mg/L)		152	70.9	25.3	65.1	84.0
	pH (pH)		8.02	7.54	5.94	7.08	7.65
	Total Suspended Solids (mg/L)		10.4	403	31.9	10.2	2.8
<b>Anions and Nutrients</b>	Acidity (as CaCO3) (mg/L)		3.8	3.6	13.6	12.0	3.6
	Alkalinity, Total (as CaCO3) (mg/L CaCO3)		154	67.4	9.4	61.1	78.6
	Ammonia, Total (as N) (mg/L)		<0.020	0.022	0.032	0.085	<0.020
	Chloride (Cl) (mg/L)		0.36	0.27	0.16	0.15	0.27
	Nitrate (as N) (mg/L)		0.082	0.071	<0.030	<0.030	<0.030
	Nitrite (as N) (mg/L)		<0.020	<0.020	<0.020	<0.020	<0.020
	Phosphorus (P)-Total (mg/L)		0.0103	0.0908	0.0255	0.0128	0.0215
	Sulfate (SO4) (mg/L)		0.53	1.75	<0.30	<0.30	1.18
<b>Cyanides</b>	Cyanide, Weak Acid Diss (mg/L)		<0.0020	<0.0020	<0.0020	<0.0020	<0.0020
	Cyanide, Total (mg/L)		<0.0020	<0.0020	<0.0020	<0.0020	<0.0020
	Cyanide, Free (mg/L)		<0.0050	<0.0050	<0.0050	<0.0050	<0.0050
<b>Total Metals</b>	Aluminum (Al)-Total (mg/L)		0.187	1.77	0.933	0.0540	0.0773
	Antimony (Sb)-Total (mg/L)		<0.00060	<0.00060	<0.00060	<0.00060	<0.00060
	Arsenic (As)-Total (mg/L)		<0.0010	0.0021	0.0015	0.0011	<0.0010
	Barium (Ba)-Total (mg/L)		0.028	0.033	0.013	0.015	<0.010
	Beryllium (Be)-Total (mg/L)		<0.0010	<0.0010	<0.0010	<0.0010	<0.0010
	Bismuth (Bi)-Total (mg/L)		<0.0010	<0.0010	<0.0010	<0.0010	<0.0010
	Boron (B)-Total (mg/L)		<0.050	<0.050	<0.050	<0.050	<0.050
	Cadmium (Cd)-Total (mg/L)		<0.000017	0.000057	0.000034	<0.000017	<0.000017
	Calcium (Ca)-Total (mg/L)		49.6	25.2	7.39	19.1	22.7
	Chromium (Cr)-Total (mg/L)		<0.0010	0.0048	0.0021	<0.0010	<0.0010
	Cobalt (Co)-Total (mg/L)		<0.00050	0.00162	0.00087	0.00411	<0.00050
	Copper (Cu)-Total (mg/L)		0.0023	0.0028	0.0014	<0.0010	<0.0010
	Iron (Fe)-Total (mg/L)		0.482	8.71	2.82	3.97	0.615
	Lead (Pb)-Total (mg/L)		<0.0010	0.0011	<0.0010	<0.0010	<0.0010
	Lithium (Li)-Total (mg/L)		<0.050	<0.050	<0.050	<0.050	<0.050
	Magnesium (Mg)-Total (mg/L)		8.20	3.68	1.62	4.23	6.29
	Manganese (Mn)-Total (mg/L)		0.336	0.261	0.0585	1.86	0.0944
	Mercury (Hg)-Total (mg/L)		<0.000010	<0.000010	<0.000010	<0.000010	<0.000010
	Molybdenum (Mo)-Total (mg/L)		<0.0010	<0.0010	<0.0010	<0.0010	<0.0010
	Nickel (Ni)-Total (mg/L)		<0.0020	0.0022	0.0021	<0.0020	<0.0020
Potassium (K)-Total (mg/L)		1.90	0.88	<0.50	<0.50	1.92	
Selenium (Se)-Total (mg/L)		<0.0010	<0.0010	<0.0010	<0.0010	<0.0010	

\* Please refer to the Reference Information section for an explanation of any qualifiers detected.

## ALS ENVIRONMENTAL ANALYTICAL REPORT

		Sample ID	L1199233-11	L1199233-12	L1199233-13	L1199233-14	L1199233-15
		Description	WATER	WATER	WATER	WATER	WATER
		Sampled Date	22-AUG-12	22-AUG-12	22-AUG-12	22-AUG-12	22-AUG-12
		Sampled Time	06:35	07:25	07:30	08:30	08:45
		Client ID	TL3	JCTA	SW4	SW5	SW6
Grouping	Analyte						
<b>WATER</b>							
<b>Physical Tests</b>	Conductivity (EC) (uS/cm)		181	161	105	111	111
	Hardness (as CaCO3) (mg/L)		96.5	83.2	45.6	46.1	46.1
	pH (pH)		7.47	7.45	7.87	7.93	7.90
	Total Suspended Solids (mg/L)		14.4	9.7	10.5	<2.0	<2.0
<b>Anions and Nutrients</b>	Acidity (as CaCO3) (mg/L)		7.6	3.6	2.2	2.0	2.0
	Alkalinity, Total (as CaCO3) (mg/L CaCO3)		90.3	80.6	44.0	45.2	45.1
	Ammonia, Total (as N) (mg/L)		<0.020	0.089	<0.020	<0.020	<0.020
	Chloride (Cl) (mg/L)		1.25	0.81	3.18	4.05	4.30
	Nitrate (as N) (mg/L)		<0.030	<0.030	<0.030	<0.030	<0.030
	Nitrite (as N) (mg/L)		<0.020	<0.020	<0.020	<0.020	<0.020
	Phosphorus (P)-Total (mg/L)		0.0311	0.0266	0.0207	0.0060	0.0077
	Sulfate (SO4) (mg/L)		0.56	0.51	1.70	2.76	4.53
<b>Cyanides</b>	Cyanide, Weak Acid Diss (mg/L)		<0.0020	<0.0020	<0.0020	<0.0020	<0.0020
	Cyanide, Total (mg/L)		<0.0020	<0.0020	<0.0020	<0.0020	<0.0020
	Cyanide, Free (mg/L)		<0.0050	<0.0050	<0.0050	<0.0050	<0.0050
<b>Total Metals</b>	Aluminum (Al)-Total (mg/L)		0.472	0.149	0.785	0.0118	0.0149
	Antimony (Sb)-Total (mg/L)		<0.00060	<0.00060	<0.00060	<0.00060	<0.00060
	Arsenic (As)-Total (mg/L)		<0.0010	0.0011	<0.0010	<0.0010	<0.0010
	Barium (Ba)-Total (mg/L)		0.015	0.013	0.012	<0.010	<0.010
	Beryllium (Be)-Total (mg/L)		<0.0010	<0.0010	<0.0010	<0.0010	<0.0010
	Bismuth (Bi)-Total (mg/L)		<0.0010	<0.0010	<0.0010	<0.0010	<0.0010
	Boron (B)-Total (mg/L)		<0.050	<0.050	<0.050	<0.050	<0.050
	Cadmium (Cd)-Total (mg/L)		<0.000017	<0.000017	<0.000017	<0.000017	<0.000017
	Calcium (Ca)-Total (mg/L)		28.0	25.1	14.6	14.1	14.1
	Chromium (Cr)-Total (mg/L)		0.0012	<0.0010	0.0011	<0.0010	<0.0010
	Cobalt (Co)-Total (mg/L)		<0.00050	0.00072	<0.00050	<0.00050	<0.00050
	Copper (Cu)-Total (mg/L)		0.0013	<0.0010	0.0026	0.0011	0.0012
	Iron (Fe)-Total (mg/L)		1.05	1.50	0.629	<0.020	<0.020
	Lead (Pb)-Total (mg/L)		<0.0010	<0.0010	<0.0010	<0.0010	<0.0010
	Lithium (Li)-Total (mg/L)		<0.050	<0.050	<0.050	<0.050	<0.050
	Magnesium (Mg)-Total (mg/L)		6.97	6.02	2.79	2.97	3.00
	Manganese (Mn)-Total (mg/L)		0.201	0.510	0.0148	0.0030	0.0033
	Mercury (Hg)-Total (mg/L)		<0.000010	<0.000010	<0.000010	<0.000010	<0.000010
	Molybdenum (Mo)-Total (mg/L)		<0.0010	<0.0010	<0.0010	<0.0010	<0.0010
	Nickel (Ni)-Total (mg/L)		<0.0020	<0.0020	<0.0020	<0.0020	<0.0020
Potassium (K)-Total (mg/L)		1.14	1.06	0.99	0.95	0.97	
Selenium (Se)-Total (mg/L)		<0.0010	<0.0010	<0.0010	<0.0010	<0.0010	

\* Please refer to the Reference Information section for an explanation of any qualifiers detected.

## ALS ENVIRONMENTAL ANALYTICAL REPORT

		Sample ID	L1199233-16	L1199233-17		
		Description	TRAVEL BLANK	WATER		
		Sampled Date	22-AUG-12	22-AUG-12		
		Sampled Time	10:45			
		Client ID	TRAVEL BLANK	TL111		
Grouping	Analyte					
<b>WATER</b>						
<b>Physical Tests</b>	Conductivity (EC) (uS/cm)	<3.0	124			
	Hardness (as CaCO3) (mg/L)	<0.51	63.6			
	pH (pH)	5.98	7.17			
	Total Suspended Solids (mg/L)	<2.0	7.5			
<b>Anions and Nutrients</b>	Acidity (as CaCO3) (mg/L)	<2.0	9.6			
	Alkalinity, Total (as CaCO3) (mg/L CaCO3)	<5.0	61.6			
	Ammonia, Total (as N) (mg/L)	0.046	0.088			
	Chloride (Cl) (mg/L)	<0.10	0.19			
	Nitrate (as N) (mg/L)	<0.030	<0.030			
	Nitrite (as N) (mg/L)	<0.020	<0.020			
	Phosphorus (P)-Total (mg/L)	<0.0050	0.0135			
	Sulfate (SO4) (mg/L)	<0.30	<0.30			
<b>Cyanides</b>	Cyanide, Weak Acid Diss (mg/L)	<0.0020	<0.0020			
	Cyanide, Total (mg/L)	<0.0020	<0.0020			
	Cyanide, Free (mg/L)	<0.0050	<0.0050			
<b>Total Metals</b>	Aluminum (Al)-Total (mg/L)	<0.0050	0.0519			
	Antimony (Sb)-Total (mg/L)	<0.00060	<0.00060			
	Arsenic (As)-Total (mg/L)	<0.0010	0.0011			
	Barium (Ba)-Total (mg/L)	<0.010	0.015			
	Beryllium (Be)-Total (mg/L)	<0.0010	<0.0010			
	Bismuth (Bi)-Total (mg/L)	<0.0010	<0.0010			
	Boron (B)-Total (mg/L)	<0.050	<0.050			
	Cadmium (Cd)-Total (mg/L)	<0.000017	<0.000017			
	Calcium (Ca)-Total (mg/L)	<0.20	19.4			
	Chromium (Cr)-Total (mg/L)	<0.0010	<0.0010			
	Cobalt (Co)-Total (mg/L)	<0.00050	0.00420			
	Copper (Cu)-Total (mg/L)	<0.0010	<0.0010			
	Iron (Fe)-Total (mg/L)	<0.020	3.99			
	Lead (Pb)-Total (mg/L)	<0.0010	<0.0010			
	Lithium (Li)-Total (mg/L)	<0.050	<0.050			
	Magnesium (Mg)-Total (mg/L)	<0.020	4.30			
	Manganese (Mn)-Total (mg/L)	<0.0010	1.87			
	Mercury (Hg)-Total (mg/L)	<0.000010	<0.000010			
	Molybdenum (Mo)-Total (mg/L)	<0.0010	<0.0010			
	Nickel (Ni)-Total (mg/L)	<0.0020	<0.0020			
	Potassium (K)-Total (mg/L)	<0.50	<0.50			
	Selenium (Se)-Total (mg/L)	<0.0010	<0.0010			

\* Please refer to the Reference Information section for an explanation of any qualifiers detected.

## ALS ENVIRONMENTAL ANALYTICAL REPORT

Sample ID Description Sampled Date Sampled Time Client ID	L1199233-1 WATER 22-AUG-12 07:00 SW1	L1199233-2 WATER 22-AUG-12 06:05 SW2	L1199233-3 WATER 22-AUG-12 05:30 SW3	L1199233-4 WATER 22-AUG-12 09:30 SW7	L1199233-5 WATER 22-AUG-12 09:45 SW8	
Grouping	Analyte					
<b>WATER</b>						
<b>Total Metals</b>	Silver (Ag)-Total (mg/L)	<0.00010	<0.00010	<0.00010	<0.00010	<0.00010
	Sodium (Na)-Total (mg/L)	1.79	1.83	11.3	1.70	1.28
	Strontium (Sr)-Total (mg/L)	0.0443	0.0366	0.0543	0.0395	0.0484
	Tellurium (Te)-Total (mg/L)	<0.0010	<0.0010	<0.0010	<0.0010	<0.0010
	Thallium (Tl)-Total (mg/L)	<0.00030	<0.00030	<0.00030	<0.00030	<0.00030
	Tin (Sn)-Total (mg/L)	<0.0010	<0.0010	<0.0010	<0.0010	<0.0010
	Titanium (Ti)-Total (mg/L)	0.0022	0.0268	0.0023	0.0040	0.0037
	Tungsten (W)-Total (mg/L)	<0.010	<0.010	<0.010	<0.010	<0.010
	Uranium (U)-Total (mg/L)	<0.0050	<0.0050	<0.0050	<0.0050	<0.0050
	Vanadium (V)-Total (mg/L)	<0.0010	0.0020	<0.0010	0.0012	<0.0010
	Zinc (Zn)-Total (mg/L)	<0.0030	0.0046	<0.0030	<0.0030	<0.0030
	Zirconium (Zr)-Total (mg/L)	<0.0010	<0.0010	<0.0010	<0.0010	<0.0010
<b>Dissolved Metals</b>	Aluminum (Al)-Dissolved (mg/L)	<0.0050	0.0349	0.0085	0.0291	<0.0050
	Antimony (Sb)-Dissolved (mg/L)	<0.00060	<0.00060	<0.00060	<0.00060	<0.00060
	Arsenic (As)-Dissolved (mg/L)	<0.0010	<0.0010	<0.0010	0.0011	<0.0010
	Barium (Ba)-Dissolved (mg/L)	<0.010	<0.010	0.010	<0.010	0.021
	Beryllium (Be)-Dissolved (mg/L)	<0.0010	<0.0010	<0.0010	<0.0010	<0.0010
	Bismuth (Bi)-Dissolved (mg/L)	<0.0010	<0.0010	<0.0010	<0.0010	<0.0010
	Boron (B)-Dissolved (mg/L)	<0.050	<0.050	<0.050	<0.050	<0.050
	Cadmium (Cd)-Dissolved (mg/L)	<0.000017	<0.000017	<0.000017	<0.000017	<0.000017
	Calcium (Ca)-Dissolved (mg/L)	24.0	21.5	21.9	20.9	32.4
	Chromium (Cr)-Dissolved (mg/L)	<0.0010	<0.0010	<0.0010	<0.0010	<0.0010
	Cobalt (Co)-Dissolved (mg/L)	<0.00050	<0.00050	<0.00050	<0.00050	<0.00050
	Copper (Cu)-Dissolved (mg/L)	<0.0010	<0.0010	<0.0010	<0.0010	<0.0010
	Iron (Fe)-Dissolved (mg/L)	0.113	0.431	0.129	0.629	0.160
	Lead (Pb)-Dissolved (mg/L)	<0.0010	<0.0010	<0.0010	<0.0010	<0.0010
	Lithium (Li)-Dissolved (mg/L)	<0.050	<0.050	<0.050	<0.050	<0.050
	Magnesium (Mg)-Dissolved (mg/L)	3.65	5.38	5.21	3.66	2.79
	Manganese (Mn)-Dissolved (mg/L)	0.0971	0.0612	0.0181	0.0124	0.0869
	Mercury (Hg)-Dissolved (mg/L)	<0.000010	<0.000010	<0.000010	<0.000010	<0.000010
	Molybdenum (Mo)-Dissolved (mg/L)	<0.0010	<0.0010	<0.0010	<0.0010	<0.0010
	Nickel (Ni)-Dissolved (mg/L)	<0.0020	<0.0020	<0.0020	<0.0020	<0.0020
	Potassium (K)-Dissolved (mg/L)	0.73	0.54	0.69	0.83	0.67
	Selenium (Se)-Dissolved (mg/L)	<0.0010	<0.0010	<0.0010	<0.0010	<0.0010
	Silver (Ag)-Dissolved (mg/L)	<0.00010	<0.00010	<0.00010	<0.00010	<0.00010
	Sodium (Na)-Dissolved (mg/L)	1.83	1.82	11.5	1.74	1.40
	Strontium (Sr)-Dissolved (mg/L)	0.0452	0.0360	0.0571	0.0400	0.0494

\* Please refer to the Reference Information section for an explanation of any qualifiers detected.



# ALS ENVIRONMENTAL ANALYTICAL REPORT

	Sample ID Description Sampled Date Sampled Time Client ID	L1199233-6 WATER 22-AUG-12 13:30 SW9	L1199233-7 WATER 22-AUG-12 08:55 SW10	L1199233-8 WATER 22-AUG-12 10:45 SW11	L1199233-9 WATER 22-AUG-12 08:07 TL1A	L1199233-10 WATER 22-AUG-12 08:37 TL2A
Grouping	Analyte					
<b>WATER</b>						
<b>Total Metals</b>	Silver (Ag)-Total (mg/L)	<0.00010	<0.00010	<0.00010	<0.00010	<0.00010
	Sodium (Na)-Total (mg/L)	3.64	1.93	0.98	1.21	3.00
	Strontium (Sr)-Total (mg/L)	0.0778	0.0449	0.0175	0.0444	0.0526
	Tellurium (Te)-Total (mg/L)	<0.0010	<0.0010	<0.0010	<0.0010	<0.0010
	Thallium (Tl)-Total (mg/L)	<0.00030	<0.00030	<0.00030	<0.00030	<0.00030
	Tin (Sn)-Total (mg/L)	<0.0010	<0.0010	<0.0010	<0.0010	<0.0010
	Titanium (Ti)-Total (mg/L)	0.0097	0.0921	0.0344	<0.0020	0.0047
	Tungsten (W)-Total (mg/L)	<0.010	<0.010	<0.010	<0.010	<0.010
	Uranium (U)-Total (mg/L)	<0.0050	<0.0050	<0.0050	<0.0050	<0.0050
	Vanadium (V)-Total (mg/L)	<0.0010	0.0096	0.0021	<0.0010	<0.0010
	Zinc (Zn)-Total (mg/L)	<0.0030	0.0146	0.0072	<0.0030	<0.0030
	Zirconium (Zr)-Total (mg/L)	<0.0010	<0.0010	<0.0010	<0.0010	<0.0010
<b>Dissolved Metals</b>	Aluminum (Al)-Dissolved (mg/L)	0.0084	0.0256	0.483	0.0479	0.0103
	Antimony (Sb)-Dissolved (mg/L)	<0.00060	<0.00060	<0.0060 <sup>DLA</sup>	<0.00060	<0.00060
	Arsenic (As)-Dissolved (mg/L)	<0.0010	<0.0010	<0.010 <sup>DLA</sup>	0.0010	<0.0010
	Barium (Ba)-Dissolved (mg/L)	0.023	0.013	<0.10 <sup>DLA</sup>	0.014	<0.010
	Beryllium (Be)-Dissolved (mg/L)	<0.0010	<0.0010	<0.010 <sup>DLA</sup>	<0.0010	<0.0010
	Bismuth (Bi)-Dissolved (mg/L)	<0.0010	<0.0010	<0.010 <sup>DLA</sup>	<0.0010	<0.0010
	Boron (B)-Dissolved (mg/L)	<0.050	<0.050	<0.50 <sup>DLA</sup>	<0.050	<0.050
	Cadmium (Cd)-Dissolved (mg/L)	<0.000017	<0.000017	<0.00017 <sup>DLA</sup>	<0.000017	<0.000017
	Calcium (Ca)-Dissolved (mg/L)	47.9	23.1	7.9	19.1	23.0
	Chromium (Cr)-Dissolved (mg/L)	<0.0010	<0.0010	<0.010 <sup>DLA</sup>	<0.0010	<0.0010
	Cobalt (Co)-Dissolved (mg/L)	<0.00050	<0.00050	<0.0050 <sup>DLA</sup>	0.00407	<0.00050
	Copper (Cu)-Dissolved (mg/L)	<0.0010	<0.0010	<0.010 <sup>DLA</sup>	<0.0010	<0.0010
	Iron (Fe)-Dissolved (mg/L)	0.031	1.62	1.79	2.98	0.378
	Lead (Pb)-Dissolved (mg/L)	<0.0010	<0.0010	<0.010 <sup>DLA</sup>	<0.0010	<0.0010
	Lithium (Li)-Dissolved (mg/L)	<0.050	<0.050	<0.50 <sup>DLA</sup>	<0.050	<0.050
	Magnesium (Mg)-Dissolved (mg/L)	7.99	3.21	1.34	4.25	6.45
	Manganese (Mn)-Dissolved (mg/L)	0.110	0.0961	0.053	1.84	0.0375
	Mercury (Hg)-Dissolved (mg/L)	<0.000010	<0.000010	<0.000010 <sup>DLA</sup>	<0.000010	<0.000010
	Molybdenum (Mo)-Dissolved (mg/L)	<0.0010	<0.0010	<0.010 <sup>DLA</sup>	<0.0010	<0.0010
	Nickel (Ni)-Dissolved (mg/L)	<0.0020	<0.0020	<0.020 <sup>DLA</sup>	<0.0020	<0.0020
	Potassium (K)-Dissolved (mg/L)	1.77	0.73	<5.0 <sup>DLA</sup>	<0.50	1.96
	Selenium (Se)-Dissolved (mg/L)	<0.0010	<0.0010	<0.010 <sup>DLA</sup>	<0.0010	<0.0010
	Silver (Ag)-Dissolved (mg/L)	<0.00010	<0.00010	<0.0010 <sup>DLA</sup>	<0.00010	<0.00010
	Sodium (Na)-Dissolved (mg/L)	3.80	1.93	1.1	1.34	3.29
	Strontium (Sr)-Dissolved (mg/L)	0.0789	0.0392	0.016	0.0453	0.0545

\* Please refer to the Reference Information section for an explanation of any qualifiers detected.

## ALS ENVIRONMENTAL ANALYTICAL REPORT

Sample ID	Description	Sampled Date	Sampled Time	Client ID	L1199233-11	L1199233-12	L1199233-13	L1199233-14	L1199233-15
					WATER	WATER	WATER	WATER	WATER
		22-AUG-12	06:35	TL3	22-AUG-12	22-AUG-12	22-AUG-12	22-AUG-12	22-AUG-12
					06:35	07:25	07:30	08:30	08:45
					TL3	JCTA	SW4	SW5	SW6
Grouping	Analyte								
<b>WATER</b>									
<b>Total Metals</b>	Silver (Ag)-Total (mg/L)	<0.00010	<0.00010	<0.00010	<0.00010	<0.00010	<0.00010	<0.00010	<0.00010
	Sodium (Na)-Total (mg/L)	2.22	1.89	2.82	3.06	3.13			
	Strontium (Sr)-Total (mg/L)	0.0589	0.0517	0.0259	0.0266	0.0267			
	Tellurium (Te)-Total (mg/L)	<0.0010	<0.0010	<0.0010	<0.0010	<0.0010			
	Thallium (Tl)-Total (mg/L)	<0.00030	<0.00030	<0.00030	<0.00030	<0.00030			
	Tin (Sn)-Total (mg/L)	<0.0010	<0.0010	<0.0010	<0.0010	<0.0010			
	Titanium (Ti)-Total (mg/L)	0.0209	0.0072	0.0241	<0.0020	<0.0020			
	Tungsten (W)-Total (mg/L)	<0.010	<0.010	<0.010	<0.010	<0.010			
	Uranium (U)-Total (mg/L)	<0.0050	<0.0050	<0.0050	<0.0050	<0.0050			
	Vanadium (V)-Total (mg/L)	0.0013	<0.0010	0.0013	<0.0010	<0.0010			
	Zinc (Zn)-Total (mg/L)	0.0032	<0.0030	0.0038	<0.0030	<0.0030			
	Zirconium (Zr)-Total (mg/L)	<0.0010	<0.0010	<0.0010	<0.0010	<0.0010			
<b>Dissolved Metals</b>	Aluminum (Al)-Dissolved (mg/L)	0.0126	0.0190	0.0094	<0.0050	<0.0050			
	Antimony (Sb)-Dissolved (mg/L)	<0.00060	<0.00060	<0.00060	<0.00060	<0.00060			
	Arsenic (As)-Dissolved (mg/L)	<0.0010	0.0010	<0.0010	<0.0010	<0.0010			
	Barium (Ba)-Dissolved (mg/L)	0.011	0.010	<0.010	<0.010	<0.010			
	Beryllium (Be)-Dissolved (mg/L)	<0.0010	<0.0010	<0.0010	<0.0010	<0.0010			
	Bismuth (Bi)-Dissolved (mg/L)	<0.0010	<0.0010	<0.0010	<0.0010	<0.0010			
	Boron (B)-Dissolved (mg/L)	<0.050	<0.050	<0.050	<0.050	<0.050			
	Cadmium (Cd)-Dissolved (mg/L)	<0.000017	<0.000017	<0.000017	<0.000017	<0.000017			
	Calcium (Ca)-Dissolved (mg/L)	27.7	23.9	14.2	13.7	13.7			
	Chromium (Cr)-Dissolved (mg/L)	<0.0010	<0.0010	<0.0010	<0.0010	<0.0010			
	Cobalt (Co)-Dissolved (mg/L)	<0.00050	<0.00050	<0.00050	<0.00050	<0.00050			
	Copper (Cu)-Dissolved (mg/L)	<0.0010	<0.0010	0.0013	<0.0010	<0.0010			
	Iron (Fe)-Dissolved (mg/L)	0.293	0.885	<0.020	<0.020	<0.020			
	Lead (Pb)-Dissolved (mg/L)	<0.0010	<0.0010	<0.0010	<0.0010	<0.0010			
	Lithium (Li)-Dissolved (mg/L)	<0.050	<0.050	<0.050	<0.050	<0.050			
	Magnesium (Mg)-Dissolved (mg/L)	6.64	5.73	2.50	2.87	2.88			
	Manganese (Mn)-Dissolved (mg/L)	0.175	0.464	<0.0010	<0.0010	<0.0010			
	Mercury (Hg)-Dissolved (mg/L)	<0.000010	<0.000010	<0.000010	<0.000010	<0.000010			
	Molybdenum (Mo)-Dissolved (mg/L)	<0.0010	<0.0010	<0.0010	<0.0010	<0.0010			
	Nickel (Ni)-Dissolved (mg/L)	<0.0020	<0.0020	<0.0020	<0.0020	<0.0020			
	Potassium (K)-Dissolved (mg/L)	1.00	0.97	0.72	0.89	0.90			
	Selenium (Se)-Dissolved (mg/L)	<0.0010	<0.0010	<0.0010	<0.0010	<0.0010			
	Silver (Ag)-Dissolved (mg/L)	<0.00010	<0.00010	<0.00010	<0.00010	<0.00010			
	Sodium (Na)-Dissolved (mg/L)	2.25	1.91	2.69	3.14	3.11			
	Strontium (Sr)-Dissolved (mg/L)	0.0566	0.0493	0.0232	0.0254	0.0258			

\* Please refer to the Reference Information section for an explanation of any qualifiers detected.

## ALS ENVIRONMENTAL ANALYTICAL REPORT

Sample ID	L1199233-16	L1199233-17			
Description	TRAVEL BLANK	WATER			
Sampled Date	22-AUG-12	22-AUG-12			
Sampled Time	10:45				
Client ID	TRAVEL BLANK	TL111			
Grouping	Analyte				
<b>WATER</b>					
<b>Total Metals</b>	Silver (Ag)-Total (mg/L)	<0.00010	<0.00010		
	Sodium (Na)-Total (mg/L)	<0.10	1.24		
	Strontium (Sr)-Total (mg/L)	<0.0010	0.0456		
	Tellurium (Te)-Total (mg/L)	<0.0010	<0.0010		
	Thallium (Tl)-Total (mg/L)	<0.00030	<0.00030		
	Tin (Sn)-Total (mg/L)	0.0028 <sup>RRV</sup>	<0.0010		
	Titanium (Ti)-Total (mg/L)	<0.0020	<0.0020		
	Tungsten (W)-Total (mg/L)	<0.010	<0.010		
	Uranium (U)-Total (mg/L)	<0.0050	<0.0050		
	Vanadium (V)-Total (mg/L)	<0.0010	<0.0010		
	Zinc (Zn)-Total (mg/L)	<0.0030	<0.0030		
	Zirconium (Zr)-Total (mg/L)	<0.0010	<0.0010		
<b>Dissolved Metals</b>	Aluminum (Al)-Dissolved (mg/L)	<0.0050	0.0387		
	Antimony (Sb)-Dissolved (mg/L)	<0.00060	<0.00060		
	Arsenic (As)-Dissolved (mg/L)	<0.0010	<0.0010		
	Barium (Ba)-Dissolved (mg/L)	<0.010	0.014		
	Beryllium (Be)-Dissolved (mg/L)	<0.0010	<0.0010		
	Bismuth (Bi)-Dissolved (mg/L)	<0.0010	<0.0010		
	Boron (B)-Dissolved (mg/L)	<0.050	<0.050		
	Cadmium (Cd)-Dissolved (mg/L)	<0.000017	<0.000017		
	Calcium (Ca)-Dissolved (mg/L)	<0.20	18.7		
	Chromium (Cr)-Dissolved (mg/L)	<0.0010	<0.0010		
	Cobalt (Co)-Dissolved (mg/L)	<0.00050	0.00400		
	Copper (Cu)-Dissolved (mg/L)	<0.0010	<0.0010		
	Iron (Fe)-Dissolved (mg/L)	<0.020	2.69		
	Lead (Pb)-Dissolved (mg/L)	<0.0010	<0.0010		
	Lithium (Li)-Dissolved (mg/L)	<0.050	<0.050		
	Magnesium (Mg)-Dissolved (mg/L)	<0.020	4.10		
	Manganese (Mn)-Dissolved (mg/L)	<0.0010	1.82		
	Mercury (Hg)-Dissolved (mg/L)	<0.000010	<0.000010		
	Molybdenum (Mo)-Dissolved (mg/L)	<0.0010	<0.0010		
	Nickel (Ni)-Dissolved (mg/L)	<0.0020	<0.0020		
	Potassium (K)-Dissolved (mg/L)	<0.50	<0.50		
	Selenium (Se)-Dissolved (mg/L)	<0.0010	<0.0010		
	Silver (Ag)-Dissolved (mg/L)	<0.00010	<0.00010		
	Sodium (Na)-Dissolved (mg/L)	<0.10	1.27		
	Strontium (Sr)-Dissolved (mg/L)	<0.0010	0.0433		

\* Please refer to the Reference Information section for an explanation of any qualifiers detected.

## ALS ENVIRONMENTAL ANALYTICAL REPORT

		Sample ID	L1199233-1	L1199233-2	L1199233-3	L1199233-4	L1199233-5
		Description	WATER	WATER	WATER	WATER	WATER
		Sampled Date	22-AUG-12	22-AUG-12	22-AUG-12	22-AUG-12	22-AUG-12
		Sampled Time	07:00	06:05	05:30	09:30	09:45
		Client ID	SW1	SW2	SW3	SW7	SW8
Grouping	Analyte						
<b>WATER</b>							
<b>Dissolved Metals</b>	Tellurium (Te)-Dissolved (mg/L)	<0.0010	<0.0010	<0.0010	<0.0010	<0.0010	<0.0010
	Thallium (Tl)-Dissolved (mg/L)	<0.00030	<0.00030	<0.00030	<0.00030	<0.00030	<0.00030
	Tin (Sn)-Dissolved (mg/L)	<0.0010	<0.0010	<0.0010	<0.0010	<0.0010	<0.0010
	Titanium (Ti)-Dissolved (mg/L)	<0.0020	<0.0020	<0.0020	<0.0020	<0.0020	<0.0020
	Tungsten (W)-Dissolved (mg/L)	<0.010	<0.010	<0.010	<0.010	<0.010	<0.010
	Uranium (U)-Dissolved (mg/L)	<0.0050	<0.0050	<0.0050	<0.0050	<0.0050	<0.0050
	Vanadium (V)-Dissolved (mg/L)	<0.0010	<0.0010	<0.0010	<0.0010	<0.0010	<0.0010
	Zinc (Zn)-Dissolved (mg/L)	<0.0030	<0.0030	<0.0030	0.0035	<0.0030	<0.0030
	Zirconium (Zr)-Dissolved (mg/L)	<0.0010	<0.0010	<0.0010	<0.0010	<0.0010	<0.0010
<b>Aggregate Organics</b>	Oil and Grease, Total (mg/L)	<2.0	<2.0	<2.0	<2.0	<2.0	<2.0

\* Please refer to the Reference Information section for an explanation of any qualifiers detected.

## ALS ENVIRONMENTAL ANALYTICAL REPORT

Sample ID	Description	Sampled Date	Sampled Time	Client ID	L1199233-6	L1199233-7	L1199233-8	L1199233-9	L1199233-10
					WATER	WATER	WATER	WATER	WATER
		22-AUG-12	13:30	SW9	22-AUG-12	22-AUG-12	22-AUG-12	22-AUG-12	22-AUG-12
					SW9	SW10	SW11	TL1A	TL2A
Grouping	Analyte								
<b>WATER</b>									
<b>Dissolved Metals</b>	Tellurium (Te)-Dissolved (mg/L)	<0.0010	<0.0010	<0.010 <sup>DLA</sup>	<0.0010	<0.0010	<0.010 <sup>DLA</sup>	<0.0010	<0.0010
	Thallium (Tl)-Dissolved (mg/L)	<0.00030	<0.00030	<0.0030 <sup>DLA</sup>	<0.00030	<0.00030	<0.0030 <sup>DLA</sup>	<0.00030	<0.00030
	Tin (Sn)-Dissolved (mg/L)	<0.0010	<0.0010	<0.010 <sup>DLA</sup>	<0.0010	<0.0010	<0.010 <sup>DLA</sup>	<0.0010	<0.0010
	Titanium (Ti)-Dissolved (mg/L)	<0.0020	<0.0020	<0.020 <sup>DLA</sup>	<0.0020	<0.0020	<0.020 <sup>DLA</sup>	<0.0020	<0.0020
	Tungsten (W)-Dissolved (mg/L)	<0.010	<0.010	<0.10 <sup>DLA</sup>	<0.010	<0.010	<0.10 <sup>DLA</sup>	<0.010	<0.010
	Uranium (U)-Dissolved (mg/L)	<0.0050	<0.0050	<0.050 <sup>DLA</sup>	<0.0050	<0.0050	<0.050 <sup>DLA</sup>	<0.0050	<0.0050
	Vanadium (V)-Dissolved (mg/L)	<0.0010	<0.0010	<0.010 <sup>DLA</sup>	<0.0010	<0.0010	<0.010 <sup>DLA</sup>	<0.0010	<0.0010
	Zinc (Zn)-Dissolved (mg/L)	0.0034	<0.0030	<0.030 <sup>DLA</sup>	0.0034	<0.0030	<0.030 <sup>DLA</sup>	<0.0030	0.0047
	Zirconium (Zr)-Dissolved (mg/L)	<0.0010	<0.0010	<0.010 <sup>DLA</sup>	<0.0010	<0.0010	<0.010 <sup>DLA</sup>	<0.0010	<0.0010
<b>Aggregate Organics</b>	Oil and Grease, Total (mg/L)	<2.0	<2.0	<2.0	<2.0	<2.0	<2.0	<2.0	<2.0

\* Please refer to the Reference Information section for an explanation of any qualifiers detected.

## ALS ENVIRONMENTAL ANALYTICAL REPORT

	<b>Sample ID Description Sampled Date Sampled Time Client ID</b>	L1199233-11 WATER 22-AUG-12 06:35 TL3	L1199233-12 WATER 22-AUG-12 07:25 JCTA	L1199233-13 WATER 22-AUG-12 07:30 SW4	L1199233-14 WATER 22-AUG-12 08:30 SW5	L1199233-15 WATER 22-AUG-12 08:45 SW6
<b>Grouping</b>	<b>Analyte</b>					
<b>WATER</b>						
<b>Dissolved Metals</b>	Tellurium (Te)-Dissolved (mg/L)	<0.0010	<0.0010	<0.0010	<0.0010	<0.0010
	Thallium (Tl)-Dissolved (mg/L)	<0.00030	<0.00030	<0.00030	<0.00030	<0.00030
	Tin (Sn)-Dissolved (mg/L)	<0.0010	<0.0010	<0.0010	<0.0010	<0.0010
	Titanium (Ti)-Dissolved (mg/L)	<0.0020	<0.0020	<0.0020	<0.0020	<0.0020
	Tungsten (W)-Dissolved (mg/L)	<0.010	<0.010	<0.010	<0.010	<0.010
	Uranium (U)-Dissolved (mg/L)	<0.0050	<0.0050	<0.0050	<0.0050	<0.0050
	Vanadium (V)-Dissolved (mg/L)	<0.0010	<0.0010	<0.0010	<0.0010	<0.0010
	Zinc (Zn)-Dissolved (mg/L)	<0.0030	<0.0030	<0.0030	<0.0030	<0.0030
	Zirconium (Zr)-Dissolved (mg/L)	<0.0010	<0.0010	<0.0010	<0.0010	<0.0010
<b>Aggregate Organics</b>	Oil and Grease, Total (mg/L)	<2.0	<2.0	<2.0	<2.0	<2.0

\* Please refer to the Reference Information section for an explanation of any qualifiers detected.

# ALS ENVIRONMENTAL ANALYTICAL REPORT

	<b>Sample ID</b> <b>Description</b> <b>Sampled Date</b> <b>Sampled Time</b> <b>Client ID</b>	L1199233-16 TRAVEL BLANK 22-AUG-12 10:45 TRAVEL BLANK	L1199233-17 WATER 22-AUG-12  TL111		
Grouping	Analyte				
<b>WATER</b>					
<b>Dissolved Metals</b>	Tellurium (Te)-Dissolved (mg/L)	<0.0010	<0.0010		
	Thallium (Tl)-Dissolved (mg/L)	<0.00030	<0.00030		
	Tin (Sn)-Dissolved (mg/L)	<0.0010	<0.0010		
	Titanium (Ti)-Dissolved (mg/L)	<0.0020	<0.0020		
	Tungsten (W)-Dissolved (mg/L)	<0.010	<0.010		
	Uranium (U)-Dissolved (mg/L)	<0.0050	<0.0050		
	Vanadium (V)-Dissolved (mg/L)	<0.0010	<0.0010		
	Zinc (Zn)-Dissolved (mg/L)	<0.0030	<0.0030		
	Zirconium (Zr)-Dissolved (mg/L)	<0.0010	<0.0010		
<b>Aggregate Organics</b>	Oil and Grease, Total (mg/L)	<2.0	<2.0		

\* Please refer to the Reference Information section for an explanation of any qualifiers detected.

## Reference Information

## Qualifiers for Sample Submission Listed:

Qualifier	Description
SFPL	Sample was Filtered and Preserved at the laboratory - SW9, SW11, SW4, SW5, SW6 dissolved metals and mercury
SPL	Sample was Preserved at the laboratory - SW9, SW11, SW4, SW5, SW6 total metals and mercury

## QC Samples with Qualifiers &amp; Comments:

QC Type Description	Parameter	Qualifier	Applies to Sample Number(s)
Method Blank	Iron (Fe)-Total	A	L1199233-1, -2, -3, -4, -5, -6, -7, -8, -9
<b>Comments:</b>	No Fe samples <5x LOR in run.		
Matrix Spike	Antimony (Sb)-Total	MS-B	L1199233-1, -2, -3, -4, -5, -6, -7, -8, -9
Matrix Spike	Barium (Ba)-Total	MS-B	L1199233-1, -2, -3, -4, -5, -6, -7, -8, -9
Matrix Spike	Boron (B)-Total	MS-B	L1199233-1, -2, -3, -4, -5, -6, -7, -8, -9
Matrix Spike	Calcium (Ca)-Total	MS-B	L1199233-1, -2, -3, -4, -5, -6, -7, -8, -9
Matrix Spike	Magnesium (Mg)-Total	MS-B	L1199233-1, -2, -3, -4, -5, -6, -7, -8, -9
Matrix Spike	Manganese (Mn)-Total	MS-B	L1199233-1, -2, -3, -4, -5, -6, -7, -8, -9
Matrix Spike	Molybdenum (Mo)-Total	MS-B	L1199233-1, -2, -3, -4, -5, -6, -7, -8, -9
Matrix Spike	Sodium (Na)-Total	MS-B	L1199233-1, -2, -3, -4, -5, -6, -7, -8, -9
Matrix Spike	Strontium (Sr)-Total	MS-B	L1199233-1, -2, -3, -4, -5, -6, -7, -8, -9
Matrix Spike	Calcium (Ca)-Total	MS-B	L1199233-1, -2, -3, -4, -5, -6, -7, -8, -9
Matrix Spike	Magnesium (Mg)-Total	MS-B	L1199233-1, -2, -3, -4, -5, -6, -7, -8, -9
Matrix Spike	Strontium (Sr)-Total	MS-B	L1199233-1, -2, -3, -4, -5, -6, -7, -8, -9
Matrix Spike	Barium (Ba)-Total	MS-B	L1199233-10, -11, -12, -13, -14, -15, -16, -17
Matrix Spike	Boron (B)-Total	MS-B	L1199233-10, -11, -12, -13, -14, -15, -16, -17
Matrix Spike	Calcium (Ca)-Total	MS-B	L1199233-10, -11, -12, -13, -14, -15, -16, -17
Matrix Spike	Magnesium (Mg)-Total	MS-B	L1199233-10, -11, -12, -13, -14, -15, -16, -17
Matrix Spike	Manganese (Mn)-Total	MS-B	L1199233-10, -11, -12, -13, -14, -15, -16, -17
Matrix Spike	Potassium (K)-Total	MS-B	L1199233-10, -11, -12, -13, -14, -15, -16, -17
Matrix Spike	Sodium (Na)-Total	MS-B	L1199233-10, -11, -12, -13, -14, -15, -16, -17
Matrix Spike	Strontium (Sr)-Total	MS-B	L1199233-10, -11, -12, -13, -14, -15, -16, -17
Matrix Spike	Barium (Ba)-Total	MS-B	L1199233-10, -11, -12, -13, -14, -15, -16, -17
Matrix Spike	Calcium (Ca)-Total	MS-B	L1199233-10, -11, -12, -13, -14, -15, -16, -17
Matrix Spike	Magnesium (Mg)-Total	MS-B	L1199233-10, -11, -12, -13, -14, -15, -16, -17
Matrix Spike	Potassium (K)-Total	MS-B	L1199233-10, -11, -12, -13, -14, -15, -16, -17
Matrix Spike	Strontium (Sr)-Total	MS-B	L1199233-10, -11, -12, -13, -14, -15, -16, -17
Matrix Spike	Calcium (Ca)-Total	MS-B	L1199233-1, -2, -3, -4, -5, -6, -7, -8, -9
Matrix Spike	Iron (Fe)-Total	MS-B	L1199233-1, -2, -3, -4, -5, -6, -7, -8, -9
Matrix Spike	Magnesium (Mg)-Total	MS-B	L1199233-1, -2, -3, -4, -5, -6, -7, -8, -9
Matrix Spike	Manganese (Mn)-Total	MS-B	L1199233-1, -2, -3, -4, -5, -6, -7, -8, -9
Matrix Spike	Strontium (Sr)-Total	MS-B	L1199233-1, -2, -3, -4, -5, -6, -7, -8, -9
Matrix Spike	Barium (Ba)-Dissolved	MS-B	L1199233-1, -10, -2, -3, -4, -5, -6, -7, -8, -9
Matrix Spike	Calcium (Ca)-Dissolved	MS-B	L1199233-1, -10, -2, -3, -4, -5, -6, -7, -8, -9
Matrix Spike	Magnesium (Mg)-Dissolved	MS-B	L1199233-1, -10, -2, -3, -4, -5, -6, -7, -8, -9
Matrix Spike	Manganese (Mn)-Dissolved	MS-B	L1199233-1, -10, -2, -3, -4, -5, -6, -7, -8, -9
Matrix Spike	Sodium (Na)-Dissolved	MS-B	L1199233-1, -10, -2, -3, -4, -5, -6, -7, -8, -9
Matrix Spike	Strontium (Sr)-Dissolved	MS-B	L1199233-1, -10, -2, -3, -4, -5, -6, -7, -8, -9
Matrix Spike	Calcium (Ca)-Dissolved	MS-B	L1199233-1, -10, -2, -3, -4, -5, -6, -7, -8, -9
Matrix Spike	Magnesium (Mg)-Dissolved	MS-B	L1199233-1, -10, -2, -3, -4, -5, -6, -7, -8, -9
Matrix Spike	Manganese (Mn)-Dissolved	MS-B	L1199233-1, -10, -2, -3, -4, -5, -6, -7, -8, -9
Matrix Spike	Sodium (Na)-Dissolved	MS-B	L1199233-1, -10, -2, -3, -4, -5, -6, -7, -8, -9
Matrix Spike	Strontium (Sr)-Dissolved	MS-B	L1199233-1, -10, -2, -3, -4, -5, -6, -7, -8, -9
Matrix Spike	Calcium (Ca)-Dissolved	MS-B	L1199233-11, -12, -13, -14, -15, -16, -17
Matrix Spike	Magnesium (Mg)-Dissolved	MS-B	L1199233-11, -12, -13, -14, -15, -16, -17
Matrix Spike	Strontium (Sr)-Dissolved	MS-B	L1199233-11, -12, -13, -14, -15, -16, -17
Matrix Spike	Barium (Ba)-Dissolved	MS-B	L1199233-11, -12, -13, -14, -15, -16, -17



## Reference Information

	Parameter	Qualifier	Applies to Sample Number(s)
Matrix Spike	Magnesium (Mg)-Dissolved	MS-B	L1199233-11, -12, -13, -14, -15, -16, -17
Matrix Spike	Manganese (Mn)-Dissolved	MS-B	L1199233-11, -12, -13, -14, -15, -16, -17
Matrix Spike	Sodium (Na)-Dissolved	MS-B	L1199233-11, -12, -13, -14, -15, -16, -17
Matrix Spike	Strontium (Sr)-Dissolved	MS-B	L1199233-11, -12, -13, -14, -15, -16, -17

## Qualifiers for Individual Parameters Listed:

Qualifier	Description
A	Method Blank exceeds ALS DQO. Refer to narrative comments for further information.
DLA	Detection Limit Adjusted For required dilution
MS-B	Matrix Spike recovery could not be accurately calculated due to high analyte background in sample.
RRV	Reported Result Verified By Repeat Analysis

## Test Method References:

ALS Test Code	Matrix	Test Description	Method Reference**
<b>ACIDITY-TB</b>	Water	Acidity (as CaCO <sub>3</sub> )	APHA 2310 B-POTENTIOMETRIC TITRATION
		Aqueous matrices are analyzed by potentiometry. Acidity reported includes acidity caused by hydrolyzable metals present in the sample.	
<b>ALK-TOT-CAP-TB</b>	Water	Alkalinity, Total (as CaCO <sub>3</sub> )	APHA 2320 B-Auto-Pot. Titration
<b>CL-IC-TB</b>	Water	Anions by Ion Chromatography	EPA 300.1 (modified)
		Anions in aqueous matrices are analyzed using ion chromatography with conductivity and/or UV absorbance detectors.	
<b>CN-FREE-CFA-VA</b>	Water	Free Cyanide in water by CFA	ASTM 7237
		This analysis is carried out using procedures adapted from ASTM Method 7237 "Free Cyanide with Flow Injection Analysis (FIA) Utilizing Gas Diffusion Separation and Amperometric Detection". Free cyanide is determined by in-line gas diffusion at pH 6 with final determination by colourimetric analysis.	
<b>CN-TOT-WT</b>	Water	Cyanide, Total	APHA 4500CN C E-STRONG ACID DIST COLORIM
		Total cyanide is determined by the combination of UV digestion and distillation. Cyanide is converted to cyanogen chloride by reacting with chloramine-T, the cyanogen chloride then reacts with a combination of barbituric acid and isonicotinic acid to form a highly colored complex.	
		When using this method, high levels of thiocyanate in samples can cause false positives at ~1-2% of the thiocyanate concentration. For samples with detectable cyanide analyzed by this method, ALS recommends analysis for thiocyanate to check for this potential interference	
<b>CN-WAD-WT</b>	Water	Cyanide, Weak Acid Diss	APHA 4500CN I-Weak acid Dist Colorimet
		Weak acid dissociable cyanide (WAD) is determined by undergoing a distillation procedure. Cyanide is converted to cyanogen chloride by reacting with chloramine-T, the cyanogen chloride then reacts with a combination of barbituric acid and isonicotinic acid to form a highly colored complex.	
<b>EC-CAP-TB</b>	Water	Conductivity (EC)	APHA 2510 B-ELECTRODE
<b>HARDNESS-CALC-TB</b>	Water	Hardness (as CaCO <sub>3</sub> )	CALCULATION
<b>HG-D-CVAF-TB</b>	Water	Dissolved Mercury in Water by CVAFS	EPA 245.7
<b>HG-T-CVAF-TB</b>	Water	Total Mercury in Water by CVAFS	EPA 245.7
<b>MET-D-MS-TB</b>	Water	Dissolved Metals by ICPMS	APHA 3030B/EPA 6020A
		This analysis involves filtration (APHA 3030B) and analysis by inductively coupled plasma - mass spectrometry (EPA Method 6020A).	
<b>MET-T-MS-TB</b>	Water	Total Metals by ICPMS	APHA 3030E/EPA 6020A
		This analysis involves preliminary sample treatment by hotblock acid digestion (APHA 3030E). Instrumental analysis is by inductively coupled plasma - mass spectrometry (EPA Method 6020A).	
<b>NH3-COL-TB</b>	Water	Ammonia by Discrete Analyzer	APHA 4500-NH3 G. (modified)
		Ammonia in aqueous matrices is analyzed using discrete analyzer with colourimetric detection.	
<b>NO2-IC-TB</b>	Water	Anions by Ion Chromatography	EPA 300.1 (modified)
		Anions in aqueous matrices are analyzed using ion chromatography with conductivity and/or UV absorbance detectors.	
<b>NO3-IC-TB</b>	Water	Anions by Ion Chromatography	EPA 300.1 (modified)
		Anions in aqueous matrices are analyzed using ion chromatography with conductivity and/or UV absorbance detectors.	
<b>OGG-TOT-WT</b>	Water	Oil and Grease, Total	APHA 5520 B
		Sample is extracted with hexane, extract is then evaporated and the residue is weighed to determine total oil and grease.	
<b>P-T-COL-TB</b>	Water	Total Phosphorus by Discrete Analyzer	APHA 4500-P B, F, G (modified)

## Reference Information

Phosphorus in aqueous matrices is analyzed using discrete Analyzer with colourimetric detection.

**PH-CAP-TB**                      Water              pH    APHA 4500-H-ELECTRODE

**SO4-IC-TB**                      Water              Anions by Ion Chromatography              EPA 300.1 (modified)

Anions in aqueous matrices are analyzed using ion chromatography with conductivity and/or UV absorbance detectors.

**SOLIDS-TOTSUS-TB**              Water              Total Suspended Solids                      APHA 2540 D (modified)

Aqueous matrices are analyzed using gravimetry

\*\* ALS test methods may incorporate modifications from specified reference methods to improve performance.

*The last two letters of the above test code(s) indicate the laboratory that performed analytical analysis for that test. Refer to the list below:*

Laboratory Definition Code	Laboratory Location
TB	ALS ENVIRONMENTAL - THUNDER BAY, ONTARIO, CANADA
WT	ALS ENVIRONMENTAL - WATERLOO, ONTARIO, CANADA
VA	ALS ENVIRONMENTAL - VANCOUVER, BRITISH COLUMBIA, CANADA

**Chain of Custody Numbers:**

I1199233

**GLOSSARY OF REPORT TERMS**

*Surrogate - A compound that is similar in behaviour to target analyte(s), but that does not occur naturally in environmental samples. For applicable tests, surrogates are added to samples prior to analysis as a check on recovery.*

*mg/kg - milligrams per kilogram based on dry weight of sample.*

*mg/kg wwt - milligrams per kilogram based on wet weight of sample.*

*mg/kg lwt - milligrams per kilogram based on lipid-adjusted weight of sample.*

*mg/L - milligrams per litre.*

*< - Less than.*

*D.L. - The reported Detection Limit, also known as the Limit of Reporting (LOR).*

*N/A - Result not available. Refer to qualifier code and definition for explanation.*

*Test results reported relate only to the samples as received by the laboratory.*

**UNLESS OTHERWISE STATED, ALL SAMPLES WERE RECEIVED IN ACCEPTABLE CONDITION.**

*Analytical results in unsigned test reports with the DRAFT watermark are subject to change, pending final QC review.*



## Quality Control Report

Workorder: L1199233

Report Date: 07-SEP-12

Page 1 of 50

Client: TREASURY METALS INC.  
P.O. Box 789  
Dryden ON P8N 2Z4  
Contact: Mac Potter

Test	Matrix	Reference	Result	Qualifier	Units	RPD	Limit	Analyzed
<b>ACIDITY-TB</b>								
	<b>Water</b>							
<b>Batch</b>	<b>R2428960</b>							
<b>WG1539172-6</b>	<b>DUP</b>	<b>L1199233-7</b>						
Acidity (as CaCO3)		3.6	3.6		mg/L	0.0	20	04-SEP-12
<b>WG1539172-2</b>	<b>LCS</b>							
Acidity (as CaCO3)			102.4		%		85-115	04-SEP-12
<b>WG1539172-5</b>	<b>LCS</b>							
Acidity (as CaCO3)			101.6		%		85-115	04-SEP-12
<b>WG1539172-1</b>	<b>MB</b>							
Acidity (as CaCO3)			<2.0		mg/L		2	04-SEP-12
<b>WG1539172-4</b>	<b>MB</b>							
Acidity (as CaCO3)			<2.0		mg/L		2	04-SEP-12
<b>ALK-TOT-CAP-TB</b>								
	<b>Water</b>							
<b>Batch</b>	<b>R2424516</b>							
<b>WG1534369-6</b>	<b>DUP</b>	<b>L1199233-17</b>						
Alkalinity, Total (as CaCO3)		61.6	62.0		mg/L CaCO3	0.6	20	24-AUG-12
<b>WG1534369-2</b>	<b>LCS</b>							
Alkalinity, Total (as CaCO3)			92.5		%		85-115	24-AUG-12
<b>WG1534369-5</b>	<b>LCS</b>							
Alkalinity, Total (as CaCO3)			93.4		%		85-115	24-AUG-12
<b>WG1534369-1</b>	<b>MB</b>							
Alkalinity, Total (as CaCO3)			<5.0		mg/L CaCO3		5	24-AUG-12
<b>WG1534369-4</b>	<b>MB</b>							
Alkalinity, Total (as CaCO3)			<5.0		mg/L CaCO3		5	24-AUG-12
<b>CL-IC-TB</b>								
	<b>Water</b>							
<b>Batch</b>	<b>R2424550</b>							
<b>WG1534702-15</b>	<b>DUP</b>	<b>L1199233-1</b>						
Chloride (Cl)		0.33	0.34		mg/L	0.3	20	24-AUG-12
<b>WG1534702-10</b>	<b>LCS</b>							
Chloride (Cl)			97.5		%		90-110	24-AUG-12
<b>WG1534702-14</b>	<b>LCS</b>							
Chloride (Cl)			97.3		%		90-110	24-AUG-12
<b>WG1534702-18</b>	<b>LCS</b>							
Chloride (Cl)			98.2		%		90-110	24-AUG-12
<b>WG1534702-2</b>	<b>LCS</b>							
Chloride (Cl)			97.4		%		90-110	24-AUG-12
<b>WG1534702-22</b>	<b>LCS</b>							
Chloride (Cl)			97.5		%		90-110	24-AUG-12
<b>WG1534702-6</b>	<b>LCS</b>							
Chloride (Cl)			97.3		%		90-110	24-AUG-12



## Quality Control Report

Workorder: L1199233

Report Date: 07-SEP-12

Page 2 of 50

Test	Matrix	Reference	Result	Qualifier	Units	RPD	Limit	Analyzed
<b>CL-IC-TB</b>								
<b>Water</b>								
<b>Batch</b>	<b>R2424550</b>							
<b>WG1534702-1</b>	<b>MB</b>							
Chloride (Cl)			<0.10		mg/L		0.1	24-AUG-12
<b>WG1534702-13</b>	<b>MB</b>							
Chloride (Cl)			<0.10		mg/L		0.1	24-AUG-12
<b>WG1534702-17</b>	<b>MB</b>							
Chloride (Cl)			<0.10		mg/L		0.1	24-AUG-12
<b>WG1534702-21</b>	<b>MB</b>							
Chloride (Cl)			<0.10		mg/L		0.1	24-AUG-12
<b>WG1534702-5</b>	<b>MB</b>							
Chloride (Cl)			<0.10		mg/L		0.1	24-AUG-12
<b>WG1534702-9</b>	<b>MB</b>							
Chloride (Cl)			<0.10		mg/L		0.1	24-AUG-12
<b>WG1534702-12</b>	<b>MS</b>	<b>L1199180-7</b>						
Chloride (Cl)			93.5		%		75-125	24-AUG-12
<b>WG1534702-16</b>	<b>MS</b>	<b>L1199233-1</b>						
Chloride (Cl)			102.6		%		75-125	24-AUG-12
<b>WG1534702-20</b>	<b>MS</b>	<b>L1199413-1</b>						
Chloride (Cl)			102.1		%		75-125	24-AUG-12
<b>WG1534702-4</b>	<b>MS</b>	<b>L1199105-2</b>						
Chloride (Cl)			102.1		%		75-125	24-AUG-12
<b>WG1534702-8</b>	<b>MS</b>	<b>L1199128-3</b>						
Chloride (Cl)			102.7		%		75-125	24-AUG-12
<b>CN-FREE-CFA-VA</b>								
<b>Water</b>								
<b>Batch</b>	<b>R2428833</b>							
<b>WG1538477-3</b>	<b>DUP</b>	<b>L1199233-7</b>						
Cyanide, Free		<0.0050	<0.0050	RPD-NA	mg/L	N/A	20	31-AUG-12
<b>WG1538477-10</b>	<b>LCS</b>							
Cyanide, Free			102.2		%		80-120	31-AUG-12
<b>WG1538477-12</b>	<b>LCS</b>							
Cyanide, Free			101.9		%		80-120	31-AUG-12
<b>WG1538477-16</b>	<b>LCS</b>							
Cyanide, Free			102.2		%		80-120	31-AUG-12
<b>WG1538477-18</b>	<b>LCS</b>							
Cyanide, Free			99.0		%		80-120	31-AUG-12
<b>WG1538477-2</b>	<b>LCS</b>							
Cyanide, Free			102.6		%		80-120	31-AUG-12
<b>WG1538477-6</b>	<b>LCS</b>							
Cyanide, Free			101.9		%		80-120	31-AUG-12
<b>WG1538477-1</b>	<b>MB</b>							



## Quality Control Report

Workorder: L1199233

Report Date: 07-SEP-12

Page 3 of 50

Test	Matrix	Reference	Result	Qualifier	Units	RPD	Limit	Analyzed
<b>CN-FREE-CFA-VA</b>								
	<b>Water</b>							
<b>Batch</b>	<b>R2428833</b>							
<b>WG1538477-1</b>	<b>MB</b>							
Cyanide, Free			<0.0050		mg/L		0.005	31-AUG-12
<b>WG1538477-11</b>	<b>MB</b>							
Cyanide, Free			<0.0050		mg/L		0.005	31-AUG-12
<b>WG1538477-15</b>	<b>MB</b>							
Cyanide, Free			<0.0050		mg/L		0.005	31-AUG-12
<b>WG1538477-17</b>	<b>MB</b>							
Cyanide, Free			<0.0050		mg/L		0.005	31-AUG-12
<b>WG1538477-5</b>	<b>MB</b>							
Cyanide, Free			<0.0050		mg/L		0.005	31-AUG-12
<b>WG1538477-9</b>	<b>MB</b>							
Cyanide, Free			<0.0050		mg/L		0.005	31-AUG-12
<b>WG1538477-4</b>	<b>MS</b>	<b>L1199233-7</b>						
Cyanide, Free			98.2		%		70-130	31-AUG-12
<b>WG1538477-8</b>	<b>MS</b>	<b>L1199606-1</b>						
Cyanide, Free			98.1		%		70-130	31-AUG-12
<b>CN-TOT-WT</b>								
	<b>Water</b>							
<b>Batch</b>	<b>R2427800</b>							
<b>WG1538336-4</b>	<b>CVS</b>							
Cyanide, Total			101.0		%		85-115	31-AUG-12
<b>WG1538336-3</b>	<b>LCS</b>							
Cyanide, Total			93.9		%		80-120	31-AUG-12
<b>WG1538336-1</b>	<b>MB</b>							
Cyanide, Total			<0.0020		mg/L		0.002	31-AUG-12
<b>CN-WAD-WT</b>								
	<b>Water</b>							
<b>Batch</b>	<b>R2427619</b>							
<b>WG1537442-4</b>	<b>CVS</b>							
Cyanide, Weak Acid Diss			103.5		%		85-115	30-AUG-12
<b>WG1537442-5</b>	<b>DUP</b>	<b>L1199233-1</b>						
Cyanide, Weak Acid Diss		<0.0020	<0.0020	RPD-NA	mg/L	N/A	20	30-AUG-12
<b>WG1537442-3</b>	<b>LCS</b>							
Cyanide, Weak Acid Diss			95.8		%		80-120	30-AUG-12
<b>WG1537442-1</b>	<b>MB</b>							
Cyanide, Weak Acid Diss			<0.0020		mg/L		0.002	30-AUG-12
<b>EC-CAP-TB</b>								
	<b>Water</b>							

## Quality Control Report

Workorder: L1199233

Report Date: 07-SEP-12

Page 4 of 50

Test	Matrix	Reference	Result	Qualifier	Units	RPD	Limit	Analyzed
<b>EC-CAP-TB</b>								
<b>Water</b>								
<b>Batch</b>	<b>R2424516</b>							
<b>WG1534369-6</b>	<b>DUP</b>	<b>L1199233-17</b>						
Conductivity (EC)		124	124		uS/cm	0.0	10	24-AUG-12
<b>WG1534369-2</b>	<b>LCS</b>							
Conductivity (EC)			99.3		%		90-110	24-AUG-12
<b>WG1534369-5</b>	<b>LCS</b>							
Conductivity (EC)			100.4		%		90-110	24-AUG-12
<b>WG1534369-1</b>	<b>MB</b>							
Conductivity (EC)			<3.0		uS/cm		3	24-AUG-12
<b>WG1534369-4</b>	<b>MB</b>							
Conductivity (EC)			<3.0		uS/cm		3	24-AUG-12
<b>HG-D-CVAF-TB</b>								
<b>Water</b>								
<b>Batch</b>	<b>R2424655</b>							
<b>WG1534481-7</b>	<b>DUP</b>	<b>L1199233-10</b>						
Mercury (Hg)-Dissolved		<0.000010	<0.000010	RPD-NA	mg/L	N/A	20	27-AUG-12
<b>WG1534481-2</b>	<b>LCS</b>							
Mercury (Hg)-Dissolved			100.7		%		80-120	27-AUG-12
<b>WG1534481-6</b>	<b>LCS</b>							
Mercury (Hg)-Dissolved			99.96		%		80-120	27-AUG-12
<b>WG1534481-1</b>	<b>MB</b>							
Mercury (Hg)-Dissolved			<0.000010		mg/L		0.00001	27-AUG-12
<b>WG1534481-5</b>	<b>MB</b>							
Mercury (Hg)-Dissolved			<0.000010		mg/L		0.00001	27-AUG-12
<b>WG1534481-4</b>	<b>MS</b>	<b>L1199180-13</b>						
Mercury (Hg)-Dissolved			77.6		%		70-130	27-AUG-12
<b>WG1534481-8</b>	<b>MS</b>	<b>L1199233-10</b>						
Mercury (Hg)-Dissolved			105.6		%		70-130	27-AUG-12
<b>HG-T-CVAF-TB</b>								
<b>Water</b>								
<b>Batch</b>	<b>R2425299</b>							
<b>WG1534474-13</b>	<b>DUP</b>	<b>L1199233-1</b>						
Mercury (Hg)-Total		<0.000010	<0.000010	RPD-NA	mg/L	N/A	20	28-AUG-12
<b>WG1534474-12</b>	<b>LCS</b>							
Mercury (Hg)-Total			100.4		%		80-120	28-AUG-12
<b>WG1534474-2</b>	<b>LCS</b>							
Mercury (Hg)-Total			102.1		%		80-120	28-AUG-12
<b>WG1534474-8</b>	<b>LCS</b>							
Mercury (Hg)-Total			100.9		%		80-120	28-AUG-12
<b>WG1534474-1</b>	<b>MB</b>							
Mercury (Hg)-Total			<0.000010		mg/L		0.00001	28-AUG-12

## Quality Control Report

Workorder: L1199233

Report Date: 07-SEP-12

Page 5 of 50

Test	Matrix	Reference	Result	Qualifier	Units	RPD	Limit	Analyzed
<b>HG-T-CVAF-TB</b>								
<b>Water</b>								
<b>Batch</b>	<b>R2425299</b>							
<b>WG1534474-11 MB</b>								
Mercury (Hg)-Total			<0.000010		mg/L		0.00001	28-AUG-12
<b>WG1534474-7 MB</b>								
Mercury (Hg)-Total			<0.000010		mg/L		0.00001	28-AUG-12
<b>WG1534474-10 MS</b>		<b>L1199128-11</b>						
Mercury (Hg)-Total			107.0		%		70-130	28-AUG-12
<b>WG1534474-14 MS</b>		<b>L1199233-1</b>						
Mercury (Hg)-Total			101.5		%		70-130	28-AUG-12
<b>WG1534474-6 MS</b>		<b>L1199089-1</b>						
Mercury (Hg)-Total			100.1		%		70-130	28-AUG-12
<b>MET-D-MS-TB</b>								
<b>Water</b>								
<b>Batch</b>	<b>R2430038</b>							
<b>WG1537917-7 DUP</b>		<b>L1199233-10</b>						
Aluminum (Al)-Dissolved		0.0103	0.0105		mg/L	2.3	20	31-AUG-12
Antimony (Sb)-Dissolved		<0.00060	<0.00060	RPD-NA	mg/L	N/A	20	31-AUG-12
Arsenic (As)-Dissolved		<0.0010	<0.0010	RPD-NA	mg/L	N/A	20	31-AUG-12
Barium (Ba)-Dissolved		<0.010	<0.010	RPD-NA	mg/L	N/A	20	31-AUG-12
Beryllium (Be)-Dissolved		<0.0010	<0.0010	RPD-NA	mg/L	N/A	20	31-AUG-12
Bismuth (Bi)-Dissolved		<0.0010	<0.0010	RPD-NA	mg/L	N/A	20	31-AUG-12
Boron (B)-Dissolved		<0.050	<0.050	RPD-NA	mg/L	N/A	20	31-AUG-12
Cadmium (Cd)-Dissolved		<0.000017	<0.000017	RPD-NA	mg/L	N/A	20	31-AUG-12
Calcium (Ca)-Dissolved		23.0	23.5		mg/L	2.2	20	31-AUG-12
Chromium (Cr)-Dissolved		<0.0010	<0.0010	RPD-NA	mg/L	N/A	20	31-AUG-12
Cobalt (Co)-Dissolved		<0.00050	<0.00050	RPD-NA	mg/L	N/A	20	31-AUG-12
Copper (Cu)-Dissolved		<0.0010	<0.0010	RPD-NA	mg/L	N/A	20	31-AUG-12
Iron (Fe)-Dissolved		0.378	0.405		mg/L	6.9	20	31-AUG-12
Lead (Pb)-Dissolved		<0.0010	<0.0010	RPD-NA	mg/L	N/A	20	31-AUG-12
Lithium (Li)-Dissolved		<0.050	<0.050	RPD-NA	mg/L	N/A	20	31-AUG-12
Magnesium (Mg)-Dissolved		6.45	6.66		mg/L	3.3	20	31-AUG-12
Manganese (Mn)-Dissolved		0.0375	0.0383		mg/L	2.2	20	31-AUG-12
Molybdenum (Mo)-Dissolved		<0.0010	<0.0010	RPD-NA	mg/L	N/A	20	31-AUG-12
Nickel (Ni)-Dissolved		<0.0020	<0.0020	RPD-NA	mg/L	N/A	20	31-AUG-12
Potassium (K)-Dissolved		1.96	2.01		mg/L	2.5	20	31-AUG-12
Selenium (Se)-Dissolved		<0.0010	<0.0010	RPD-NA	mg/L	N/A	20	31-AUG-12
Silver (Ag)-Dissolved		<0.00010	<0.00010	RPD-NA	mg/L	N/A	20	31-AUG-12
Sodium (Na)-Dissolved		3.29	3.42		mg/L	3.8	20	31-AUG-12



## Quality Control Report

Workorder: L1199233

Report Date: 07-SEP-12

Page 6 of 50

Test	Matrix	Reference	Result	Qualifier	Units	RPD	Limit	Analyzed
<b>MET-D-MS-TB</b>								
	<b>Water</b>							
<b>Batch</b>	<b>R2430038</b>							
<b>WG1537917-7</b>	<b>DUP</b>	<b>L1199233-10</b>						
Strontium (Sr)-Dissolved		0.0545	0.0556		mg/L	2.0	20	31-AUG-12
Tellurium (Te)-Dissolved		<0.0010	<0.0010	RPD-NA	mg/L	N/A	20	31-AUG-12
Thallium (Tl)-Dissolved		<0.00030	<0.00030	RPD-NA	mg/L	N/A	20	31-AUG-12
Tin (Sn)-Dissolved		<0.0010	<0.0010	RPD-NA	mg/L	N/A	20	31-AUG-12
Titanium (Ti)-Dissolved		<0.0020	<0.0020	RPD-NA	mg/L	N/A	20	31-AUG-12
Tungsten (W)-Dissolved		<0.010	<0.010	RPD-NA	mg/L	N/A	20	31-AUG-12
Uranium (U)-Dissolved		<0.0050	<0.0050	RPD-NA	mg/L	N/A	20	31-AUG-12
Vanadium (V)-Dissolved		<0.0010	<0.0010	RPD-NA	mg/L	N/A	20	31-AUG-12
Zinc (Zn)-Dissolved		0.0047	0.0038	J	mg/L	0.0009	0.006	31-AUG-12
Zirconium (Zr)-Dissolved		<0.0010	<0.0010	RPD-NA	mg/L	N/A	20	31-AUG-12
<b>WG1537917-2</b>	<b>LCS</b>							
Aluminum (Al)-Dissolved			97.4		%		80-120	31-AUG-12
Antimony (Sb)-Dissolved			102.3		%		80-120	31-AUG-12
Arsenic (As)-Dissolved			101.9		%		80-120	31-AUG-12
Barium (Ba)-Dissolved			97.8		%		80-120	31-AUG-12
Beryllium (Be)-Dissolved			100.7		%		80-120	31-AUG-12
Bismuth (Bi)-Dissolved			103.2		%		80-120	31-AUG-12
Boron (B)-Dissolved			93.1		%		80-120	31-AUG-12
Cadmium (Cd)-Dissolved			104.1		%		80-120	31-AUG-12
Calcium (Ca)-Dissolved			102.5		%		80-120	31-AUG-12
Chromium (Cr)-Dissolved			105.2		%		80-120	31-AUG-12
Cobalt (Co)-Dissolved			102.5		%		80-120	31-AUG-12
Copper (Cu)-Dissolved			100.3		%		80-120	31-AUG-12
Iron (Fe)-Dissolved			112.8		%		80-120	31-AUG-12
Lead (Pb)-Dissolved			98.8		%		80-120	31-AUG-12
Lithium (Li)-Dissolved			109.7		%		80-120	31-AUG-12
Magnesium (Mg)-Dissolved			103.1		%		80-120	31-AUG-12
Manganese (Mn)-Dissolved			102.8		%		80-120	31-AUG-12
Molybdenum (Mo)-Dissolved			101.9		%		80-120	31-AUG-12
Nickel (Ni)-Dissolved			100.9		%		80-120	31-AUG-12
Potassium (K)-Dissolved			103.8		%		80-120	31-AUG-12
Selenium (Se)-Dissolved			107.5		%		80-120	31-AUG-12
Silver (Ag)-Dissolved			103.7		%		80-120	31-AUG-12
Sodium (Na)-Dissolved			107.3		%		80-120	31-AUG-12





## Quality Control Report

Workorder: L1199233

Report Date: 07-SEP-12

Page 7 of 50

Test	Matrix	Reference	Result	Qualifier	Units	RPD	Limit	Analyzed
<b>MET-D-MS-TB</b>								
	<b>Water</b>							
<b>Batch</b>	<b>R2430038</b>							
<b>WG1537917-2</b>	<b>LCS</b>							
Strontium (Sr)-Dissolved			99.4		%		80-120	31-AUG-12
Tellurium (Te)-Dissolved			104.6		%		80-120	31-AUG-12
Thallium (Tl)-Dissolved			102.0		%		80-120	31-AUG-12
Tin (Sn)-Dissolved			101.4		%		80-120	31-AUG-12
Titanium (Ti)-Dissolved			107.2		%		80-120	31-AUG-12
Tungsten (W)-Dissolved			99.1		%		80-120	31-AUG-12
Uranium (U)-Dissolved			97.5		%		80-120	31-AUG-12
Vanadium (V)-Dissolved			104.7		%		80-120	31-AUG-12
Zinc (Zn)-Dissolved			104.2		%		80-120	31-AUG-12
Zirconium (Zr)-Dissolved			98.8		%		80-120	31-AUG-12
<b>WG1537917-6</b>	<b>LCS</b>							
Aluminum (Al)-Dissolved			96.0		%		80-120	31-AUG-12
Antimony (Sb)-Dissolved			101.9		%		80-120	31-AUG-12
Arsenic (As)-Dissolved			102.8		%		80-120	31-AUG-12
Barium (Ba)-Dissolved			97.4		%		80-120	31-AUG-12
Beryllium (Be)-Dissolved			99.1		%		80-120	31-AUG-12
Bismuth (Bi)-Dissolved			100.6		%		80-120	31-AUG-12
Boron (B)-Dissolved			92.0		%		80-120	31-AUG-12
Cadmium (Cd)-Dissolved			103.1		%		80-120	31-AUG-12
Calcium (Ca)-Dissolved			101.6		%		80-120	31-AUG-12
Chromium (Cr)-Dissolved			103.8		%		80-120	31-AUG-12
Cobalt (Co)-Dissolved			100.9		%		80-120	31-AUG-12
Copper (Cu)-Dissolved			100.1		%		80-120	31-AUG-12
Iron (Fe)-Dissolved			113.8		%		80-120	31-AUG-12
Lead (Pb)-Dissolved			97.1		%		80-120	31-AUG-12
Lithium (Li)-Dissolved			107.0		%		80-120	31-AUG-12
Magnesium (Mg)-Dissolved			100.4		%		80-120	31-AUG-12
Manganese (Mn)-Dissolved			102.6		%		80-120	31-AUG-12
Molybdenum (Mo)-Dissolved			100.6		%		80-120	31-AUG-12
Nickel (Ni)-Dissolved			99.0		%		80-120	31-AUG-12
Potassium (K)-Dissolved			101.1		%		80-120	31-AUG-12
Selenium (Se)-Dissolved			102.9		%		80-120	31-AUG-12
Silver (Ag)-Dissolved			102.4		%		80-120	31-AUG-12
Sodium (Na)-Dissolved			103.8		%		80-120	31-AUG-12



## Quality Control Report

Workorder: L1199233

Report Date: 07-SEP-12

Page 8 of 50

Test	Matrix	Reference	Result	Qualifier	Units	RPD	Limit	Analyzed
<b>MET-D-MS-TB</b>		<b>Water</b>						
<b>Batch</b>	<b>R2430038</b>							
<b>WG1537917-6 LCS</b>								
Strontium (Sr)-Dissolved			98.1		%		80-120	31-AUG-12
Tellurium (Te)-Dissolved			100.5		%		80-120	31-AUG-12
Thallium (Tl)-Dissolved			99.9		%		80-120	31-AUG-12
Tin (Sn)-Dissolved			100.3		%		80-120	31-AUG-12
Titanium (Ti)-Dissolved			101.3		%		80-120	31-AUG-12
Tungsten (W)-Dissolved			97.9		%		80-120	31-AUG-12
Uranium (U)-Dissolved			91.4		%		80-120	31-AUG-12
Vanadium (V)-Dissolved			103.8		%		80-120	31-AUG-12
Zinc (Zn)-Dissolved			103.7		%		80-120	31-AUG-12
Zirconium (Zr)-Dissolved			96.3		%		80-120	31-AUG-12
<b>WG1537917-1 MB</b>								
Aluminum (Al)-Dissolved			<0.0050		mg/L		0.005	31-AUG-12
Antimony (Sb)-Dissolved			<0.00060		mg/L		0.0006	31-AUG-12
Arsenic (As)-Dissolved			<0.0010		mg/L		0.001	31-AUG-12
Barium (Ba)-Dissolved			<0.010		mg/L		0.01	31-AUG-12
Beryllium (Be)-Dissolved			<0.0010		mg/L		0.001	31-AUG-12
Bismuth (Bi)-Dissolved			<0.0010		mg/L		0.001	31-AUG-12
Boron (B)-Dissolved			<0.050		mg/L		0.05	31-AUG-12
Cadmium (Cd)-Dissolved			<0.000017		mg/L		0.000017	31-AUG-12
Calcium (Ca)-Dissolved			<0.20		mg/L		0.2	31-AUG-12
Chromium (Cr)-Dissolved			<0.0010		mg/L		0.001	31-AUG-12
Cobalt (Co)-Dissolved			<0.00050		mg/L		0.0005	31-AUG-12
Copper (Cu)-Dissolved			<0.0010		mg/L		0.001	31-AUG-12
Iron (Fe)-Dissolved			<0.020		mg/L		0.02	31-AUG-12
Lead (Pb)-Dissolved			<0.0010		mg/L		0.001	31-AUG-12
Lithium (Li)-Dissolved			<0.050		mg/L		0.05	31-AUG-12
Magnesium (Mg)-Dissolved			<0.020		mg/L		0.02	31-AUG-12
Manganese (Mn)-Dissolved			<0.0010		mg/L		0.001	31-AUG-12
Molybdenum (Mo)-Dissolved			<0.0010		mg/L		0.001	31-AUG-12
Nickel (Ni)-Dissolved			<0.0020		mg/L		0.002	31-AUG-12
Potassium (K)-Dissolved			<0.50		mg/L		0.5	31-AUG-12
Selenium (Se)-Dissolved			<0.0010		mg/L		0.001	31-AUG-12
Silver (Ag)-Dissolved			<0.00010		mg/L		0.0001	31-AUG-12
Sodium (Na)-Dissolved			<0.10		mg/L		0.1	31-AUG-12



## Quality Control Report

Workorder: L1199233

Report Date: 07-SEP-12

Page 9 of 50

Test	Matrix	Reference	Result	Qualifier	Units	RPD	Limit	Analyzed
<b>MET-D-MS-TB</b>		<b>Water</b>						
<b>Batch</b>	<b>R2430038</b>							
<b>WG1537917-1 MB</b>								
Strontium (Sr)-Dissolved			<0.0010		mg/L		0.001	31-AUG-12
Tellurium (Te)-Dissolved			<0.0010		mg/L		0.001	31-AUG-12
Thallium (Tl)-Dissolved			<0.00030		mg/L		0.0003	31-AUG-12
Tin (Sn)-Dissolved			<0.0010		mg/L		0.001	31-AUG-12
Titanium (Ti)-Dissolved			<0.0020		mg/L		0.002	31-AUG-12
Tungsten (W)-Dissolved			<0.010		mg/L		0.01	31-AUG-12
Uranium (U)-Dissolved			<0.0050		mg/L		0.005	31-AUG-12
Vanadium (V)-Dissolved			<0.0010		mg/L		0.001	31-AUG-12
Zinc (Zn)-Dissolved			<0.0030		mg/L		0.003	31-AUG-12
Zirconium (Zr)-Dissolved			<0.0010		mg/L		0.001	31-AUG-12
<b>WG1537917-5 MB</b>								
Aluminum (Al)-Dissolved			<0.0050		mg/L		0.005	31-AUG-12
Antimony (Sb)-Dissolved			<0.00060		mg/L		0.0006	31-AUG-12
Arsenic (As)-Dissolved			<0.0010		mg/L		0.001	31-AUG-12
Barium (Ba)-Dissolved			<0.010		mg/L		0.01	31-AUG-12
Beryllium (Be)-Dissolved			<0.0010		mg/L		0.001	31-AUG-12
Bismuth (Bi)-Dissolved			<0.0010		mg/L		0.001	31-AUG-12
Boron (B)-Dissolved			<0.050		mg/L		0.05	31-AUG-12
Cadmium (Cd)-Dissolved			<0.000017		mg/L		0.000017	31-AUG-12
Calcium (Ca)-Dissolved			<0.20		mg/L		0.2	31-AUG-12
Chromium (Cr)-Dissolved			<0.0010		mg/L		0.001	31-AUG-12
Cobalt (Co)-Dissolved			<0.00050		mg/L		0.0005	31-AUG-12
Copper (Cu)-Dissolved			<0.0010		mg/L		0.001	31-AUG-12
Iron (Fe)-Dissolved			<0.020		mg/L		0.02	31-AUG-12
Lead (Pb)-Dissolved			<0.0010		mg/L		0.001	31-AUG-12
Lithium (Li)-Dissolved			<0.050		mg/L		0.05	31-AUG-12
Magnesium (Mg)-Dissolved			<0.020		mg/L		0.02	31-AUG-12
Manganese (Mn)-Dissolved			<0.0010		mg/L		0.001	31-AUG-12
Molybdenum (Mo)-Dissolved			<0.0010		mg/L		0.001	31-AUG-12
Nickel (Ni)-Dissolved			<0.0020		mg/L		0.002	31-AUG-12
Potassium (K)-Dissolved			<0.50		mg/L		0.5	31-AUG-12
Selenium (Se)-Dissolved			<0.0010		mg/L		0.001	31-AUG-12
Silver (Ag)-Dissolved			<0.00010		mg/L		0.0001	31-AUG-12
Sodium (Na)-Dissolved			<0.10		mg/L		0.1	31-AUG-12

## Quality Control Report

Workorder: L1199233

Report Date: 07-SEP-12

Page 10 of 50

Test	Matrix	Reference	Result	Qualifier	Units	RPD	Limit	Analyzed
<b>MET-D-MS-TB</b>								
	<b>Water</b>							
<b>Batch</b>	<b>R2430038</b>							
<b>WG1537917-5 MB</b>								
Strontium (Sr)-Dissolved			<0.0010		mg/L		0.001	31-AUG-12
Tellurium (Te)-Dissolved			<0.0010		mg/L		0.001	31-AUG-12
Thallium (Tl)-Dissolved			<0.00030		mg/L		0.0003	31-AUG-12
Tin (Sn)-Dissolved			<0.0010		mg/L		0.001	31-AUG-12
Titanium (Ti)-Dissolved			<0.0020		mg/L		0.002	31-AUG-12
Tungsten (W)-Dissolved			<0.010		mg/L		0.01	31-AUG-12
Uranium (U)-Dissolved			<0.0050		mg/L		0.005	31-AUG-12
Vanadium (V)-Dissolved			<0.0010		mg/L		0.001	31-AUG-12
Zinc (Zn)-Dissolved			<0.0030		mg/L		0.003	31-AUG-12
Zirconium (Zr)-Dissolved			<0.0010		mg/L		0.001	31-AUG-12
<b>WG1537917-4 MS</b>		<b>L1199180-13</b>						
Aluminum (Al)-Dissolved			102.7		%		70-130	31-AUG-12
Antimony (Sb)-Dissolved			104.3		%		70-130	31-AUG-12
Barium (Ba)-Dissolved			N/A	MS-B	%		-	31-AUG-12
Beryllium (Be)-Dissolved			111.7		%		70-130	31-AUG-12
Bismuth (Bi)-Dissolved			90.4		%		70-130	31-AUG-12
Cadmium (Cd)-Dissolved			126.8		%		70-130	31-AUG-12
Calcium (Ca)-Dissolved			N/A	MS-B	%		-	31-AUG-12
Chromium (Cr)-Dissolved			86.6		%		70-130	31-AUG-12
Cobalt (Co)-Dissolved			112.3		%		70-130	31-AUG-12
Copper (Cu)-Dissolved			113.2		%		70-130	31-AUG-12
Iron (Fe)-Dissolved			93.4		%		70-130	31-AUG-12
Lead (Pb)-Dissolved			92.0		%		70-130	31-AUG-12
Magnesium (Mg)-Dissolved			N/A	MS-B	%		-	31-AUG-12
Manganese (Mn)-Dissolved			N/A	MS-B	%		-	31-AUG-12
Molybdenum (Mo)-Dissolved			112.9		%		70-130	31-AUG-12
Nickel (Ni)-Dissolved			115.0		%		70-130	31-AUG-12
Sodium (Na)-Dissolved			N/A	MS-B	%		-	31-AUG-12
Strontium (Sr)-Dissolved			N/A	MS-B	%		-	31-AUG-12
Thallium (Tl)-Dissolved			93.6		%		70-130	31-AUG-12
Tin (Sn)-Dissolved			98.9		%		70-130	31-AUG-12
Titanium (Ti)-Dissolved			97.4		%		70-130	31-AUG-12
Tungsten (W)-Dissolved			98.3		%		70-130	31-AUG-12
Vanadium (V)-Dissolved			103.1		%		70-130	31-AUG-12

## Quality Control Report

Workorder: L1199233

Report Date: 07-SEP-12

Page 11 of 50

Test	Matrix	Reference	Result	Qualifier	Units	RPD	Limit	Analyzed
<b>MET-D-MS-TB</b>								
	<b>Water</b>							
<b>Batch</b>	<b>R2430038</b>							
<b>WG1537917-4 MS</b>		<b>L1199180-13</b>						
Zinc (Zn)-Dissolved			103.2		%		70-130	31-AUG-12
Zirconium (Zr)-Dissolved			96.1		%		70-130	31-AUG-12
<b>WG1537917-8 MS</b>		<b>L1199233-10</b>						
Aluminum (Al)-Dissolved			94.5		%		70-130	31-AUG-12
Antimony (Sb)-Dissolved			101.8		%		70-130	31-AUG-12
Arsenic (As)-Dissolved			108.6		%		70-130	31-AUG-12
Barium (Ba)-Dissolved			129.0		%		70-130	31-AUG-12
Beryllium (Be)-Dissolved			105.6		%		70-130	31-AUG-12
Bismuth (Bi)-Dissolved			93.7		%		70-130	31-AUG-12
Boron (B)-Dissolved			111.2		%		70-130	31-AUG-12
Cadmium (Cd)-Dissolved			127.9		%		70-130	31-AUG-12
Calcium (Ca)-Dissolved			N/A	MS-B	%		-	31-AUG-12
Chromium (Cr)-Dissolved			98.9		%		70-130	31-AUG-12
Cobalt (Co)-Dissolved			98.1		%		70-130	31-AUG-12
Copper (Cu)-Dissolved			102.6		%		70-130	31-AUG-12
Iron (Fe)-Dissolved			98.3		%		70-130	31-AUG-12
Lead (Pb)-Dissolved			97.2		%		70-130	31-AUG-12
Lithium (Li)-Dissolved			111.9		%		70-130	31-AUG-12
Magnesium (Mg)-Dissolved			N/A	MS-B	%		-	31-AUG-12
Manganese (Mn)-Dissolved			N/A	MS-B	%		-	31-AUG-12
Molybdenum (Mo)-Dissolved			99.8		%		70-130	31-AUG-12
Nickel (Ni)-Dissolved			99.98		%		70-130	31-AUG-12
Potassium (K)-Dissolved			98.0		%		70-130	31-AUG-12
Selenium (Se)-Dissolved			113.8		%		70-130	31-AUG-12
Silver (Ag)-Dissolved			91.8		%		70-130	31-AUG-12
Sodium (Na)-Dissolved			N/A	MS-B	%		-	31-AUG-12
Strontium (Sr)-Dissolved			N/A	MS-B	%		-	31-AUG-12
Tellurium (Te)-Dissolved			103.0		%		70-130	31-AUG-12
Thallium (Tl)-Dissolved			96.4		%		70-130	31-AUG-12
Tin (Sn)-Dissolved			99.8		%		70-130	31-AUG-12
Titanium (Ti)-Dissolved			98.2		%		70-130	31-AUG-12
Tungsten (W)-Dissolved			99.3		%		70-130	31-AUG-12
Uranium (U)-Dissolved			99.0		%		70-130	31-AUG-12
Vanadium (V)-Dissolved			102.3		%		70-130	31-AUG-12

## Quality Control Report

Workorder: L1199233

Report Date: 07-SEP-12

Page 12 of 50

Test	Matrix	Reference	Result	Qualifier	Units	RPD	Limit	Analyzed
<b>MET-D-MS-TB</b>								
	<b>Water</b>							
<b>Batch</b>	<b>R2430038</b>							
<b>WG1537917-8 MS</b>		<b>L1199233-10</b>						
Zinc (Zn)-Dissolved			98.5		%		70-130	31-AUG-12
Zirconium (Zr)-Dissolved			98.7		%		70-130	31-AUG-12
<b>Batch</b>	<b>R2430778</b>							
<b>WG1539328-10 LCS</b>								
Aluminum (Al)-Dissolved			88.7		%		80-120	04-SEP-12
Antimony (Sb)-Dissolved			100.8		%		80-120	04-SEP-12
Arsenic (As)-Dissolved			98.9		%		80-120	04-SEP-12
Barium (Ba)-Dissolved			95.0		%		80-120	04-SEP-12
Beryllium (Be)-Dissolved			100.1		%		80-120	04-SEP-12
Bismuth (Bi)-Dissolved			100.1		%		80-120	04-SEP-12
Boron (B)-Dissolved			91.0		%		80-120	04-SEP-12
Cadmium (Cd)-Dissolved			99.98		%		80-120	04-SEP-12
Calcium (Ca)-Dissolved			96.5		%		80-120	04-SEP-12
Chromium (Cr)-Dissolved			101.0		%		80-120	04-SEP-12
Cobalt (Co)-Dissolved			100.8		%		80-120	04-SEP-12
Copper (Cu)-Dissolved			94.2		%		80-120	04-SEP-12
Iron (Fe)-Dissolved			105.6		%		80-120	04-SEP-12
Lead (Pb)-Dissolved			99.6		%		80-120	04-SEP-12
Lithium (Li)-Dissolved			97.8		%		80-120	04-SEP-12
Magnesium (Mg)-Dissolved			95.1		%		80-120	04-SEP-12
Manganese (Mn)-Dissolved			104.6		%		80-120	04-SEP-12
Molybdenum (Mo)-Dissolved			97.8		%		80-120	04-SEP-12
Nickel (Ni)-Dissolved			98.1		%		80-120	04-SEP-12
Potassium (K)-Dissolved			99.4		%		80-120	04-SEP-12
Selenium (Se)-Dissolved			88.8		%		80-120	04-SEP-12
Silver (Ag)-Dissolved			102.2		%		80-120	04-SEP-12
Sodium (Na)-Dissolved			97.7		%		80-120	04-SEP-12
Strontium (Sr)-Dissolved			94.5		%		80-120	04-SEP-12
Tellurium (Te)-Dissolved			104.9		%		80-120	04-SEP-12
Thallium (Tl)-Dissolved			100.6		%		80-120	04-SEP-12
Tin (Sn)-Dissolved			101.4		%		80-120	04-SEP-12
Titanium (Ti)-Dissolved			97.6		%		80-120	04-SEP-12
Tungsten (W)-Dissolved			97.1		%		80-120	04-SEP-12
Uranium (U)-Dissolved			98.7		%		80-120	04-SEP-12



## Quality Control Report

Workorder: L1199233

Report Date: 07-SEP-12

Page 13 of 50

Test	Matrix	Reference	Result	Qualifier	Units	RPD	Limit	Analyzed
<b>MET-D-MS-TB</b>								
	<b>Water</b>							
<b>Batch</b>	<b>R2430778</b>							
<b>WG1539328-10</b>	<b>LCS</b>							
Vanadium (V)-Dissolved			99.8		%		80-120	04-SEP-12
Zinc (Zn)-Dissolved			98.0		%		80-120	04-SEP-12
Zirconium (Zr)-Dissolved			93.3		%		80-120	04-SEP-12
<b>WG1539328-14</b>	<b>LCS</b>							
Aluminum (Al)-Dissolved			89.3		%		80-120	04-SEP-12
Antimony (Sb)-Dissolved			103.1		%		80-120	04-SEP-12
Arsenic (As)-Dissolved			100.5		%		80-120	04-SEP-12
Barium (Ba)-Dissolved			97.6		%		80-120	04-SEP-12
Beryllium (Be)-Dissolved			95.8		%		80-120	04-SEP-12
Bismuth (Bi)-Dissolved			102.4		%		80-120	04-SEP-12
Boron (B)-Dissolved			89.7		%		80-120	04-SEP-12
Cadmium (Cd)-Dissolved			102.8		%		80-120	04-SEP-12
Calcium (Ca)-Dissolved			98.4		%		80-120	04-SEP-12
Chromium (Cr)-Dissolved			101.3		%		80-120	04-SEP-12
Cobalt (Co)-Dissolved			99.3		%		80-120	04-SEP-12
Copper (Cu)-Dissolved			96.9		%		80-120	04-SEP-12
Iron (Fe)-Dissolved			103.5		%		80-120	04-SEP-12
Lead (Pb)-Dissolved			101.2		%		80-120	04-SEP-12
Lithium (Li)-Dissolved			100.3		%		80-120	04-SEP-12
Magnesium (Mg)-Dissolved			93.8		%		80-120	04-SEP-12
Manganese (Mn)-Dissolved			104.3		%		80-120	04-SEP-12
Molybdenum (Mo)-Dissolved			96.6		%		80-120	04-SEP-12
Nickel (Ni)-Dissolved			100.3		%		80-120	04-SEP-12
Potassium (K)-Dissolved			99.4		%		80-120	04-SEP-12
Selenium (Se)-Dissolved			87.1		%		80-120	04-SEP-12
Silver (Ag)-Dissolved			103.4		%		80-120	04-SEP-12
Sodium (Na)-Dissolved			96.9		%		80-120	04-SEP-12
Strontium (Sr)-Dissolved			95.0		%		80-120	04-SEP-12
Tellurium (Te)-Dissolved			106.7		%		80-120	04-SEP-12
Thallium (Tl)-Dissolved			101.7		%		80-120	04-SEP-12
Tin (Sn)-Dissolved			102.1		%		80-120	04-SEP-12
Titanium (Ti)-Dissolved			103.1		%		80-120	04-SEP-12
Tungsten (W)-Dissolved			99.8		%		80-120	04-SEP-12
Uranium (U)-Dissolved			100.6		%		80-120	04-SEP-12

## Quality Control Report

Workorder: L1199233

Report Date: 07-SEP-12

Page 14 of 50

Test	Matrix	Reference	Result	Qualifier	Units	RPD	Limit	Analyzed
<b>MET-D-MS-TB</b>	<b>Water</b>							
<b>Batch</b>	<b>R2430778</b>							
<b>WG1539328-14</b>	<b>LCS</b>							
Vanadium (V)-Dissolved			98.8		%		80-120	04-SEP-12
Zinc (Zn)-Dissolved			100.5		%		80-120	04-SEP-12
Zirconium (Zr)-Dissolved			94.7		%		80-120	04-SEP-12
<b>WG1539328-2</b>	<b>LCS</b>							
Aluminum (Al)-Dissolved			90.0		%		80-120	04-SEP-12
Antimony (Sb)-Dissolved			101.2		%		80-120	04-SEP-12
Arsenic (As)-Dissolved			97.8		%		80-120	04-SEP-12
Barium (Ba)-Dissolved			96.3		%		80-120	04-SEP-12
Beryllium (Be)-Dissolved			92.7		%		80-120	04-SEP-12
Bismuth (Bi)-Dissolved			99.7		%		80-120	04-SEP-12
Boron (B)-Dissolved			92.3		%		80-120	04-SEP-12
Cadmium (Cd)-Dissolved			100.6		%		80-120	04-SEP-12
Calcium (Ca)-Dissolved			98.4		%		80-120	04-SEP-12
Chromium (Cr)-Dissolved			100.4		%		80-120	04-SEP-12
Cobalt (Co)-Dissolved			97.3		%		80-120	04-SEP-12
Copper (Cu)-Dissolved			93.5		%		80-120	04-SEP-12
Iron (Fe)-Dissolved			102.7		%		80-120	04-SEP-12
Lead (Pb)-Dissolved			98.3		%		80-120	04-SEP-12
Lithium (Li)-Dissolved			95.4		%		80-120	04-SEP-12
Magnesium (Mg)-Dissolved			95.6		%		80-120	04-SEP-12
Manganese (Mn)-Dissolved			102.3		%		80-120	04-SEP-12
Molybdenum (Mo)-Dissolved			98.1		%		80-120	04-SEP-12
Nickel (Ni)-Dissolved			95.4		%		80-120	04-SEP-12
Potassium (K)-Dissolved			96.5		%		80-120	04-SEP-12
Selenium (Se)-Dissolved			89.6		%		80-120	04-SEP-12
Silver (Ag)-Dissolved			101.3		%		80-120	04-SEP-12
Sodium (Na)-Dissolved			98.1		%		80-120	04-SEP-12
Strontium (Sr)-Dissolved			93.8		%		80-120	04-SEP-12
Tellurium (Te)-Dissolved			100.3		%		80-120	04-SEP-12
Thallium (Tl)-Dissolved			99.2		%		80-120	04-SEP-12
Tin (Sn)-Dissolved			101.8		%		80-120	04-SEP-12
Titanium (Ti)-Dissolved			98.2		%		80-120	04-SEP-12
Tungsten (W)-Dissolved			98.8		%		80-120	04-SEP-12
Uranium (U)-Dissolved			96.9		%		80-120	04-SEP-12





## Quality Control Report

Workorder: L1199233

Report Date: 07-SEP-12

Page 15 of 50

Test	Matrix	Reference	Result	Qualifier	Units	RPD	Limit	Analyzed
<b>MET-D-MS-TB</b>		<b>Water</b>						
<b>Batch</b>	<b>R2430778</b>							
<b>WG1539328-2</b>		<b>LCS</b>						
Vanadium (V)-Dissolved			97.5		%		80-120	04-SEP-12
Zinc (Zn)-Dissolved			97.0		%		80-120	04-SEP-12
Zirconium (Zr)-Dissolved			101.3		%		80-120	04-SEP-12
<b>WG1539328-6</b>		<b>LCS</b>						
Aluminum (Al)-Dissolved			91.7		%		80-120	04-SEP-12
Antimony (Sb)-Dissolved			102.5		%		80-120	04-SEP-12
Arsenic (As)-Dissolved			100.4		%		80-120	04-SEP-12
Barium (Ba)-Dissolved			96.1		%		80-120	04-SEP-12
Beryllium (Be)-Dissolved			99.0		%		80-120	04-SEP-12
Bismuth (Bi)-Dissolved			101.2		%		80-120	04-SEP-12
Boron (B)-Dissolved			93.9		%		80-120	04-SEP-12
Cadmium (Cd)-Dissolved			102.1		%		80-120	04-SEP-12
Calcium (Ca)-Dissolved			99.3		%		80-120	04-SEP-12
Chromium (Cr)-Dissolved			103.2		%		80-120	04-SEP-12
Cobalt (Co)-Dissolved			101.6		%		80-120	04-SEP-12
Copper (Cu)-Dissolved			97.1		%		80-120	04-SEP-12
Iron (Fe)-Dissolved			102.9		%		80-120	04-SEP-12
Lead (Pb)-Dissolved			100.3		%		80-120	04-SEP-12
Lithium (Li)-Dissolved			101.2		%		80-120	04-SEP-12
Magnesium (Mg)-Dissolved			97.2		%		80-120	04-SEP-12
Manganese (Mn)-Dissolved			107.2		%		80-120	04-SEP-12
Molybdenum (Mo)-Dissolved			98.8		%		80-120	04-SEP-12
Nickel (Ni)-Dissolved			101.0		%		80-120	04-SEP-12
Potassium (K)-Dissolved			102.0		%		80-120	04-SEP-12
Selenium (Se)-Dissolved			86.5		%		80-120	04-SEP-12
Silver (Ag)-Dissolved			103.4		%		80-120	04-SEP-12
Sodium (Na)-Dissolved			99.6		%		80-120	04-SEP-12
Strontium (Sr)-Dissolved			95.5		%		80-120	04-SEP-12
Tellurium (Te)-Dissolved			105.6		%		80-120	04-SEP-12
Thallium (Tl)-Dissolved			101.2		%		80-120	04-SEP-12
Tin (Sn)-Dissolved			100.6		%		80-120	04-SEP-12
Titanium (Ti)-Dissolved			100.7		%		80-120	04-SEP-12
Tungsten (W)-Dissolved			100.3		%		80-120	04-SEP-12
Uranium (U)-Dissolved			100.4		%		80-120	04-SEP-12



## Quality Control Report

Workorder: L1199233

Report Date: 07-SEP-12

Page 16 of 50

Test	Matrix	Reference	Result	Qualifier	Units	RPD	Limit	Analyzed
<b>MET-D-MS-TB</b>		<b>Water</b>						
<b>Batch</b>	<b>R2430778</b>							
<b>WG1539328-6</b>	<b>LCS</b>							
Vanadium (V)-Dissolved			100.7		%		80-120	04-SEP-12
Zinc (Zn)-Dissolved			99.3		%		80-120	04-SEP-12
Zirconium (Zr)-Dissolved			103.0		%		80-120	04-SEP-12
<b>WG1539328-1</b>	<b>MB</b>							
Aluminum (Al)-Dissolved			<0.0050		mg/L		0.005	04-SEP-12
Antimony (Sb)-Dissolved			<0.00060		mg/L		0.0006	04-SEP-12
Arsenic (As)-Dissolved			<0.0010		mg/L		0.001	04-SEP-12
Barium (Ba)-Dissolved			<0.010		mg/L		0.01	04-SEP-12
Beryllium (Be)-Dissolved			<0.0010		mg/L		0.001	04-SEP-12
Bismuth (Bi)-Dissolved			<0.0010		mg/L		0.001	04-SEP-12
Boron (B)-Dissolved			<0.050		mg/L		0.05	04-SEP-12
Cadmium (Cd)-Dissolved			<0.000017		mg/L		0.000017	04-SEP-12
Calcium (Ca)-Dissolved			<0.20		mg/L		0.2	04-SEP-12
Chromium (Cr)-Dissolved			<0.0010		mg/L		0.001	04-SEP-12
Cobalt (Co)-Dissolved			<0.00050		mg/L		0.0005	04-SEP-12
Copper (Cu)-Dissolved			<0.0010		mg/L		0.001	04-SEP-12
Iron (Fe)-Dissolved			<0.020		mg/L		0.02	04-SEP-12
Lead (Pb)-Dissolved			<0.0010		mg/L		0.001	04-SEP-12
Lithium (Li)-Dissolved			<0.050		mg/L		0.05	04-SEP-12
Magnesium (Mg)-Dissolved			<0.020		mg/L		0.02	04-SEP-12
Manganese (Mn)-Dissolved			<0.0010		mg/L		0.001	04-SEP-12
Molybdenum (Mo)-Dissolved			<0.0010		mg/L		0.001	04-SEP-12
Nickel (Ni)-Dissolved			<0.0020		mg/L		0.002	04-SEP-12
Potassium (K)-Dissolved			<0.50		mg/L		0.5	04-SEP-12
Selenium (Se)-Dissolved			<0.0010		mg/L		0.001	04-SEP-12
Silver (Ag)-Dissolved			<0.00010		mg/L		0.0001	04-SEP-12
Sodium (Na)-Dissolved			<0.10		mg/L		0.1	04-SEP-12
Strontium (Sr)-Dissolved			<0.0010		mg/L		0.001	04-SEP-12
Tellurium (Te)-Dissolved			<0.0010		mg/L		0.001	04-SEP-12
Thallium (Tl)-Dissolved			<0.00030		mg/L		0.0003	04-SEP-12
Tin (Sn)-Dissolved			<0.0010		mg/L		0.001	04-SEP-12
Titanium (Ti)-Dissolved			<0.0020		mg/L		0.002	04-SEP-12
Tungsten (W)-Dissolved			<0.010		mg/L		0.01	04-SEP-12
Uranium (U)-Dissolved			<0.0050		mg/L		0.005	04-SEP-12



## Quality Control Report

Workorder: L1199233

Report Date: 07-SEP-12

Page 17 of 50

Test	Matrix	Reference	Result	Qualifier	Units	RPD	Limit	Analyzed
<b>MET-D-MS-TB</b>		<b>Water</b>						
<b>Batch</b>	<b>R2430778</b>							
<b>WG1539328-1 MB</b>								
Vanadium (V)-Dissolved			<0.0010		mg/L		0.001	04-SEP-12
Zinc (Zn)-Dissolved			<0.0030		mg/L		0.003	04-SEP-12
Zirconium (Zr)-Dissolved			<0.0010		mg/L		0.001	04-SEP-12
<b>WG1539328-13 MB</b>								
Aluminum (Al)-Dissolved			<0.0050		mg/L		0.005	04-SEP-12
Antimony (Sb)-Dissolved			<0.00060		mg/L		0.0006	04-SEP-12
Arsenic (As)-Dissolved			<0.0010		mg/L		0.001	04-SEP-12
Barium (Ba)-Dissolved			<0.010		mg/L		0.01	04-SEP-12
Beryllium (Be)-Dissolved			<0.0010		mg/L		0.001	04-SEP-12
Bismuth (Bi)-Dissolved			<0.0010		mg/L		0.001	04-SEP-12
Boron (B)-Dissolved			<0.050		mg/L		0.05	04-SEP-12
Cadmium (Cd)-Dissolved			<0.000017		mg/L		0.000017	04-SEP-12
Calcium (Ca)-Dissolved			<0.20		mg/L		0.2	04-SEP-12
Chromium (Cr)-Dissolved			<0.0010		mg/L		0.001	04-SEP-12
Cobalt (Co)-Dissolved			<0.00050		mg/L		0.0005	04-SEP-12
Copper (Cu)-Dissolved			<0.0010		mg/L		0.001	04-SEP-12
Iron (Fe)-Dissolved			<0.020		mg/L		0.02	04-SEP-12
Lead (Pb)-Dissolved			<0.0010		mg/L		0.001	04-SEP-12
Lithium (Li)-Dissolved			<0.050		mg/L		0.05	04-SEP-12
Magnesium (Mg)-Dissolved			<0.020		mg/L		0.02	04-SEP-12
Manganese (Mn)-Dissolved			<0.0010		mg/L		0.001	04-SEP-12
Molybdenum (Mo)-Dissolved			<0.0010		mg/L		0.001	04-SEP-12
Nickel (Ni)-Dissolved			<0.0020		mg/L		0.002	04-SEP-12
Potassium (K)-Dissolved			<0.50		mg/L		0.5	04-SEP-12
Selenium (Se)-Dissolved			<0.0010		mg/L		0.001	04-SEP-12
Silver (Ag)-Dissolved			<0.00010		mg/L		0.0001	04-SEP-12
Sodium (Na)-Dissolved			<0.10		mg/L		0.1	04-SEP-12
Strontium (Sr)-Dissolved			<0.0010		mg/L		0.001	04-SEP-12
Tellurium (Te)-Dissolved			<0.0010		mg/L		0.001	04-SEP-12
Thallium (Tl)-Dissolved			<0.00030		mg/L		0.0003	04-SEP-12
Tin (Sn)-Dissolved			<0.0010		mg/L		0.001	04-SEP-12
Titanium (Ti)-Dissolved			<0.0020		mg/L		0.002	04-SEP-12
Tungsten (W)-Dissolved			<0.010		mg/L		0.01	04-SEP-12
Uranium (U)-Dissolved			<0.0050		mg/L		0.005	04-SEP-12

## Quality Control Report

Workorder: L1199233

Report Date: 07-SEP-12

Page 18 of 50

Test	Matrix	Reference	Result	Qualifier	Units	RPD	Limit	Analyzed
<b>MET-D-MS-TB</b>		<b>Water</b>						
<b>Batch</b>	<b>R2430778</b>							
<b>WG1539328-13 MB</b>								
Vanadium (V)-Dissolved			<0.0010		mg/L		0.001	04-SEP-12
Zinc (Zn)-Dissolved			<0.0030		mg/L		0.003	04-SEP-12
Zirconium (Zr)-Dissolved			<0.0010		mg/L		0.001	04-SEP-12
<b>WG1539328-5 MB</b>								
Aluminum (Al)-Dissolved			<0.0050		mg/L		0.005	04-SEP-12
Antimony (Sb)-Dissolved			<0.00060		mg/L		0.0006	04-SEP-12
Arsenic (As)-Dissolved			<0.0010		mg/L		0.001	04-SEP-12
Barium (Ba)-Dissolved			<0.010		mg/L		0.01	04-SEP-12
Beryllium (Be)-Dissolved			<0.0010		mg/L		0.001	04-SEP-12
Bismuth (Bi)-Dissolved			<0.0010		mg/L		0.001	04-SEP-12
Boron (B)-Dissolved			<0.050		mg/L		0.05	04-SEP-12
Cadmium (Cd)-Dissolved			<0.000017		mg/L		0.000017	04-SEP-12
Calcium (Ca)-Dissolved			<0.20		mg/L		0.2	04-SEP-12
Chromium (Cr)-Dissolved			<0.0010		mg/L		0.001	04-SEP-12
Cobalt (Co)-Dissolved			<0.00050		mg/L		0.0005	04-SEP-12
Copper (Cu)-Dissolved			<0.0010		mg/L		0.001	04-SEP-12
Iron (Fe)-Dissolved			<0.020		mg/L		0.02	04-SEP-12
Lead (Pb)-Dissolved			<0.0010		mg/L		0.001	04-SEP-12
Lithium (Li)-Dissolved			<0.050		mg/L		0.05	04-SEP-12
Magnesium (Mg)-Dissolved			<0.020		mg/L		0.02	04-SEP-12
Manganese (Mn)-Dissolved			<0.0010		mg/L		0.001	04-SEP-12
Molybdenum (Mo)-Dissolved			<0.0010		mg/L		0.001	04-SEP-12
Nickel (Ni)-Dissolved			<0.0020		mg/L		0.002	04-SEP-12
Potassium (K)-Dissolved			<0.50		mg/L		0.5	04-SEP-12
Selenium (Se)-Dissolved			<0.0010		mg/L		0.001	04-SEP-12
Silver (Ag)-Dissolved			<0.00010		mg/L		0.0001	04-SEP-12
Sodium (Na)-Dissolved			<0.10		mg/L		0.1	04-SEP-12
Strontium (Sr)-Dissolved			<0.0010		mg/L		0.001	04-SEP-12
Tellurium (Te)-Dissolved			<0.0010		mg/L		0.001	04-SEP-12
Thallium (Tl)-Dissolved			<0.00030		mg/L		0.0003	04-SEP-12
Tin (Sn)-Dissolved			<0.0010		mg/L		0.001	04-SEP-12
Titanium (Ti)-Dissolved			<0.0020		mg/L		0.002	04-SEP-12
Tungsten (W)-Dissolved			<0.010		mg/L		0.01	04-SEP-12
Uranium (U)-Dissolved			<0.0050		mg/L		0.005	04-SEP-12

## Quality Control Report

Workorder: L1199233

Report Date: 07-SEP-12

Page 19 of 50

Test	Matrix	Reference	Result	Qualifier	Units	RPD	Limit	Analyzed
<b>MET-D-MS-TB</b>		<b>Water</b>						
<b>Batch</b>	<b>R2430778</b>							
<b>WG1539328-5 MB</b>								
Vanadium (V)-Dissolved			<0.0010		mg/L		0.001	04-SEP-12
Zinc (Zn)-Dissolved			<0.0030		mg/L		0.003	04-SEP-12
Zirconium (Zr)-Dissolved			<0.0010		mg/L		0.001	04-SEP-12
<b>WG1539328-9 MB</b>								
Aluminum (Al)-Dissolved			<0.0050		mg/L		0.005	04-SEP-12
Antimony (Sb)-Dissolved			<0.00060		mg/L		0.0006	04-SEP-12
Arsenic (As)-Dissolved			<0.0010		mg/L		0.001	04-SEP-12
Barium (Ba)-Dissolved			<0.010		mg/L		0.01	04-SEP-12
Beryllium (Be)-Dissolved			<0.0010		mg/L		0.001	04-SEP-12
Bismuth (Bi)-Dissolved			<0.0010		mg/L		0.001	04-SEP-12
Boron (B)-Dissolved			<0.050		mg/L		0.05	04-SEP-12
Cadmium (Cd)-Dissolved			<0.000017		mg/L		0.000017	04-SEP-12
Calcium (Ca)-Dissolved			<0.20		mg/L		0.2	04-SEP-12
Chromium (Cr)-Dissolved			<0.0010		mg/L		0.001	04-SEP-12
Cobalt (Co)-Dissolved			<0.00050		mg/L		0.0005	04-SEP-12
Copper (Cu)-Dissolved			<0.0010		mg/L		0.001	04-SEP-12
Iron (Fe)-Dissolved			<0.020		mg/L		0.02	04-SEP-12
Lead (Pb)-Dissolved			<0.0010		mg/L		0.001	04-SEP-12
Lithium (Li)-Dissolved			<0.050		mg/L		0.05	04-SEP-12
Magnesium (Mg)-Dissolved			<0.020		mg/L		0.02	04-SEP-12
Manganese (Mn)-Dissolved			<0.0010		mg/L		0.001	04-SEP-12
Molybdenum (Mo)-Dissolved			<0.0010		mg/L		0.001	04-SEP-12
Nickel (Ni)-Dissolved			<0.0020		mg/L		0.002	04-SEP-12
Potassium (K)-Dissolved			<0.50		mg/L		0.5	04-SEP-12
Selenium (Se)-Dissolved			<0.0010		mg/L		0.001	04-SEP-12
Silver (Ag)-Dissolved			<0.00010		mg/L		0.0001	04-SEP-12
Sodium (Na)-Dissolved			<0.10		mg/L		0.1	04-SEP-12
Strontium (Sr)-Dissolved			<0.0010		mg/L		0.001	04-SEP-12
Tellurium (Te)-Dissolved			<0.0010		mg/L		0.001	04-SEP-12
Thallium (Tl)-Dissolved			<0.00030		mg/L		0.0003	04-SEP-12
Tin (Sn)-Dissolved			<0.0010		mg/L		0.001	04-SEP-12
Titanium (Ti)-Dissolved			<0.0020		mg/L		0.002	04-SEP-12
Tungsten (W)-Dissolved			<0.010		mg/L		0.01	04-SEP-12
Uranium (U)-Dissolved			<0.0050		mg/L		0.005	04-SEP-12

## Quality Control Report

Workorder: L1199233

Report Date: 07-SEP-12

Page 20 of 50

Test	Matrix	Reference	Result	Qualifier	Units	RPD	Limit	Analyzed
<b>MET-D-MS-TB</b>								
	<b>Water</b>							
<b>Batch</b>	<b>R2430778</b>							
<b>WG1539328-9 MB</b>								
Vanadium (V)-Dissolved			<0.0010		mg/L		0.001	04-SEP-12
Zinc (Zn)-Dissolved			<0.0030		mg/L		0.003	04-SEP-12
Zirconium (Zr)-Dissolved			<0.0010		mg/L		0.001	04-SEP-12
<b>WG1539328-16 MS</b>		<b>L1201429-8</b>						
Aluminum (Al)-Dissolved			94.3		%		70-130	04-SEP-12
Antimony (Sb)-Dissolved			104.8		%		70-130	04-SEP-12
Arsenic (As)-Dissolved			99.9		%		70-130	04-SEP-12
Barium (Ba)-Dissolved			105.8		%		70-130	04-SEP-12
Beryllium (Be)-Dissolved			101.3		%		70-130	04-SEP-12
Bismuth (Bi)-Dissolved			90.5		%		70-130	04-SEP-12
Boron (B)-Dissolved			103.9		%		70-130	04-SEP-12
Cadmium (Cd)-Dissolved			125.4		%		70-130	04-SEP-12
Calcium (Ca)-Dissolved			N/A	MS-B	%		-	04-SEP-12
Chromium (Cr)-Dissolved			100.4		%		70-130	04-SEP-12
Cobalt (Co)-Dissolved			99.5		%		70-130	04-SEP-12
Copper (Cu)-Dissolved			99.0		%		70-130	04-SEP-12
Iron (Fe)-Dissolved			100.1		%		70-130	04-SEP-12
Lead (Pb)-Dissolved			97.2		%		70-130	04-SEP-12
Lithium (Li)-Dissolved			100.7		%		70-130	04-SEP-12
Magnesium (Mg)-Dissolved			N/A	MS-B	%		-	04-SEP-12
Manganese (Mn)-Dissolved			104.8		%		70-130	04-SEP-12
Molybdenum (Mo)-Dissolved			95.9		%		70-130	04-SEP-12
Nickel (Ni)-Dissolved			99.3		%		70-130	04-SEP-12
Potassium (K)-Dissolved			99.4		%		70-130	04-SEP-12
Selenium (Se)-Dissolved			90.3		%		70-130	04-SEP-12
Silver (Ag)-Dissolved			104.5		%		70-130	04-SEP-12
Sodium (Na)-Dissolved			94.1		%		70-130	04-SEP-12
Strontium (Sr)-Dissolved			N/A	MS-B	%		-	04-SEP-12
Tellurium (Te)-Dissolved			107.6		%		70-130	04-SEP-12
Thallium (Tl)-Dissolved			96.5		%		70-130	04-SEP-12
Tin (Sn)-Dissolved			104.0		%		70-130	04-SEP-12
Titanium (Ti)-Dissolved			98.8		%		70-130	04-SEP-12
Tungsten (W)-Dissolved			100.8		%		70-130	04-SEP-12
Uranium (U)-Dissolved			100.3		%		70-130	04-SEP-12

## Quality Control Report

Workorder: L1199233

Report Date: 07-SEP-12

Page 21 of 50

Test	Matrix	Reference	Result	Qualifier	Units	RPD	Limit	Analyzed
<b>MET-D-MS-TB</b>								
	<b>Water</b>							
<b>Batch</b>	<b>R2430778</b>							
<b>WG1539328-16 MS</b>		<b>L1201429-8</b>						
Vanadium (V)-Dissolved			99.2		%		70-130	04-SEP-12
Zinc (Zn)-Dissolved			102.6		%		70-130	04-SEP-12
Zirconium (Zr)-Dissolved			95.8		%		70-130	04-SEP-12
<b>WG1539328-4 MS</b>		<b>L1199831-2</b>						
Aluminum (Al)-Dissolved			96.6		%		70-130	04-SEP-12
Antimony (Sb)-Dissolved			106.5		%		70-130	04-SEP-12
Arsenic (As)-Dissolved			100.3		%		70-130	04-SEP-12
Barium (Ba)-Dissolved			99.0		%		70-130	04-SEP-12
Beryllium (Be)-Dissolved			107.1		%		70-130	04-SEP-12
Bismuth (Bi)-Dissolved			93.6		%		70-130	04-SEP-12
Boron (B)-Dissolved			96.8		%		70-130	04-SEP-12
Calcium (Ca)-Dissolved			103.0		%		70-130	04-SEP-12
Chromium (Cr)-Dissolved			104.3		%		70-130	04-SEP-12
Cobalt (Co)-Dissolved			103.7		%		70-130	04-SEP-12
Copper (Cu)-Dissolved			102.3		%		70-130	04-SEP-12
Iron (Fe)-Dissolved			103.3		%		70-130	04-SEP-12
Lead (Pb)-Dissolved			102.5		%		70-130	04-SEP-12
Lithium (Li)-Dissolved			102.6		%		70-130	04-SEP-12
Magnesium (Mg)-Dissolved			99.4		%		70-130	04-SEP-12
Manganese (Mn)-Dissolved			110.6		%		70-130	04-SEP-12
Molybdenum (Mo)-Dissolved			95.9		%		70-130	04-SEP-12
Nickel (Ni)-Dissolved			104.0		%		70-130	04-SEP-12
Potassium (K)-Dissolved			103.6		%		70-130	04-SEP-12
Selenium (Se)-Dissolved			86.9		%		70-130	04-SEP-12
Silver (Ag)-Dissolved			109.6		%		70-130	04-SEP-12
Sodium (Na)-Dissolved			100.7		%		70-130	04-SEP-12
Strontium (Sr)-Dissolved			96.0		%		70-130	04-SEP-12
Tellurium (Te)-Dissolved			104.3		%		70-130	04-SEP-12
Thallium (Tl)-Dissolved			99.5		%		70-130	04-SEP-12
Tin (Sn)-Dissolved			103.2		%		70-130	04-SEP-12
Titanium (Ti)-Dissolved			101.6		%		70-130	04-SEP-12
Tungsten (W)-Dissolved			99.4		%		70-130	04-SEP-12
Uranium (U)-Dissolved			100.9		%		70-130	04-SEP-12
Vanadium (V)-Dissolved			102.9		%		70-130	04-SEP-12

## Quality Control Report

Workorder: L1199233

Report Date: 07-SEP-12

Page 22 of 50

Test	Matrix	Reference	Result	Qualifier	Units	RPD	Limit	Analyzed
<b>MET-D-MS-TB</b>								
	<b>Water</b>							
<b>Batch</b>	<b>R2430778</b>							
<b>WG1539328-4 MS</b>		<b>L1199831-2</b>						
Zinc (Zn)-Dissolved			105.1		%		70-130	04-SEP-12
Zirconium (Zr)-Dissolved			94.7		%		70-130	04-SEP-12
<b>WG1539328-8 MS</b>		<b>L1200426-3</b>						
Aluminum (Al)-Dissolved			102.3		%		70-130	04-SEP-12
Antimony (Sb)-Dissolved			104.6		%		70-130	04-SEP-12
Arsenic (As)-Dissolved			117.0		%		70-130	04-SEP-12
Barium (Ba)-Dissolved			N/A	MS-B	%		-	04-SEP-12
Beryllium (Be)-Dissolved			106.0		%		70-130	04-SEP-12
Bismuth (Bi)-Dissolved			94.4		%		70-130	04-SEP-12
Boron (B)-Dissolved			109.6		%		70-130	04-SEP-12
Cadmium (Cd)-Dissolved			128.4		%		70-130	04-SEP-12
Chromium (Cr)-Dissolved			103.2		%		70-130	04-SEP-12
Cobalt (Co)-Dissolved			102.2		%		70-130	04-SEP-12
Copper (Cu)-Dissolved			98.7		%		70-130	04-SEP-12
Iron (Fe)-Dissolved			105.9		%		70-130	04-SEP-12
Lead (Pb)-Dissolved			98.8		%		70-130	04-SEP-12
Lithium (Li)-Dissolved			102.8		%		70-130	04-SEP-12
Magnesium (Mg)-Dissolved			N/A	MS-B	%		-	04-SEP-12
Manganese (Mn)-Dissolved			N/A	MS-B	%		-	04-SEP-12
Molybdenum (Mo)-Dissolved			100.8		%		70-130	04-SEP-12
Nickel (Ni)-Dissolved			97.2		%		70-130	04-SEP-12
Potassium (K)-Dissolved			104.1		%		70-130	04-SEP-12
Selenium (Se)-Dissolved			109.5		%		70-130	04-SEP-12
Silver (Ag)-Dissolved			77.1		%		70-130	04-SEP-12
Sodium (Na)-Dissolved			N/A	MS-B	%		-	04-SEP-12
Strontium (Sr)-Dissolved			N/A	MS-B	%		-	04-SEP-12
Tellurium (Te)-Dissolved			121.6		%		70-130	04-SEP-12
Thallium (Tl)-Dissolved			97.6		%		70-130	04-SEP-12
Tin (Sn)-Dissolved			104.0		%		70-130	04-SEP-12
Titanium (Ti)-Dissolved			102.6		%		70-130	04-SEP-12
Tungsten (W)-Dissolved			101.2		%		70-130	04-SEP-12
Uranium (U)-Dissolved			104.1		%		70-130	04-SEP-12
Vanadium (V)-Dissolved			103.8		%		70-130	04-SEP-12
Zinc (Zn)-Dissolved			101.1		%		70-130	04-SEP-12





## Quality Control Report

Workorder: L1199233

Report Date: 07-SEP-12

Page 23 of 50

Test	Matrix	Reference	Result	Qualifier	Units	RPD	Limit	Analyzed
<b>MET-D-MS-TB</b>								
	<b>Water</b>							
<b>Batch</b>	<b>R2430778</b>							
<b>WG1539328-8 MS</b>		<b>L1200426-3</b>						
Zirconium (Zr)-Dissolved			97.1		%		70-130	04-SEP-12
<b>MET-T-MS-TB</b>								
	<b>Water</b>							
<b>Batch</b>	<b>R2426842</b>							
<b>WG1535255-10 LCS</b>								
Aluminum (Al)-Total			88.8		%		80-120	29-AUG-12
Antimony (Sb)-Total			102.4		%		80-120	29-AUG-12
Arsenic (As)-Total			101.1		%		80-120	29-AUG-12
Barium (Ba)-Total			90.5		%		80-120	29-AUG-12
Beryllium (Be)-Total			102.1		%		80-120	29-AUG-12
Bismuth (Bi)-Total			105.2		%		80-120	29-AUG-12
Boron (B)-Total			90.3		%		80-120	29-AUG-12
Cadmium (Cd)-Total			101.6		%		80-120	29-AUG-12
Calcium (Ca)-Total			99.1		%		80-120	29-AUG-12
Chromium (Cr)-Total			102.5		%		80-120	29-AUG-12
Cobalt (Co)-Total			96.8		%		80-120	29-AUG-12
Copper (Cu)-Total			98.8		%		80-120	29-AUG-12
Iron (Fe)-Total			99.9		%		80-120	29-AUG-12
Lead (Pb)-Total			102.8		%		80-120	29-AUG-12
Lithium (Li)-Total			114.9		%		80-120	29-AUG-12
Magnesium (Mg)-Total			96.3		%		80-120	29-AUG-12
Manganese (Mn)-Total			104.2		%		80-120	29-AUG-12
Molybdenum (Mo)-Total			97.8		%		80-120	29-AUG-12
Nickel (Ni)-Total			98.8		%		80-120	29-AUG-12
Potassium (K)-Total			96.7		%		80-120	29-AUG-12
Selenium (Se)-Total			101.7		%		80-120	29-AUG-12
Silver (Ag)-Total			104.3		%		80-120	29-AUG-12
Sodium (Na)-Total			97.0		%		80-120	29-AUG-12
Strontium (Sr)-Total			91.4		%		80-120	29-AUG-12
Tellurium (Te)-Total			102.3		%		80-120	29-AUG-12
Thallium (Tl)-Total			103.6		%		80-120	29-AUG-12
Tin (Sn)-Total			103.8		%		80-120	29-AUG-12
Titanium (Ti)-Total			100.2		%		80-120	29-AUG-12
Tungsten (W)-Total			101.3		%		80-120	29-AUG-12



## Quality Control Report

Workorder: L1199233

Report Date: 07-SEP-12

Page 24 of 50

Test	Matrix	Reference	Result	Qualifier	Units	RPD	Limit	Analyzed
<b>MET-T-MS-TB</b>								
	<b>Water</b>							
<b>Batch</b>	<b>R2426842</b>							
<b>WG1535255-10</b>	<b>LCS</b>							
Uranium (U)-Total			93.9		%		80-120	29-AUG-12
Vanadium (V)-Total			99.4		%		80-120	29-AUG-12
Zinc (Zn)-Total			100.8		%		80-120	29-AUG-12
Zirconium (Zr)-Total			96.1		%		80-120	29-AUG-12
<b>WG1535255-2</b>	<b>LCS</b>							
Aluminum (Al)-Total			90.5		%		80-120	29-AUG-12
Antimony (Sb)-Total			103.3		%		80-120	29-AUG-12
Arsenic (As)-Total			100.4		%		80-120	29-AUG-12
Barium (Ba)-Total			91.5		%		80-120	29-AUG-12
Beryllium (Be)-Total			97.0		%		80-120	29-AUG-12
Bismuth (Bi)-Total			105.9		%		80-120	29-AUG-12
Boron (B)-Total			88.6		%		80-120	29-AUG-12
Cadmium (Cd)-Total			103.5		%		80-120	29-AUG-12
Calcium (Ca)-Total			100.4		%		80-120	29-AUG-12
Chromium (Cr)-Total			104.3		%		80-120	29-AUG-12
Cobalt (Co)-Total			99.3		%		80-120	29-AUG-12
Copper (Cu)-Total			97.0		%		80-120	29-AUG-12
Iron (Fe)-Total			99.7		%		80-120	29-AUG-12
Lead (Pb)-Total			102.0		%		80-120	29-AUG-12
Lithium (Li)-Total			103.9		%		80-120	29-AUG-12
Magnesium (Mg)-Total			97.3		%		80-120	29-AUG-12
Manganese (Mn)-Total			105.6		%		80-120	29-AUG-12
Molybdenum (Mo)-Total			97.2		%		80-120	29-AUG-12
Nickel (Ni)-Total			99.8		%		80-120	29-AUG-12
Potassium (K)-Total			98.2		%		80-120	29-AUG-12
Selenium (Se)-Total			97.1		%		80-120	29-AUG-12
Silver (Ag)-Total			103.1		%		80-120	29-AUG-12
Sodium (Na)-Total			101.2		%		80-120	29-AUG-12
Strontium (Sr)-Total			91.2		%		80-120	29-AUG-12
Tellurium (Te)-Total			108.1		%		80-120	29-AUG-12
Thallium (Tl)-Total			103.3		%		80-120	29-AUG-12
Tin (Sn)-Total			104.0		%		80-120	29-AUG-12
Titanium (Ti)-Total			97.8		%		80-120	29-AUG-12
Tungsten (W)-Total			100.2		%		80-120	29-AUG-12



## Quality Control Report

Workorder: L1199233

Report Date: 07-SEP-12

Page 25 of 50

Test	Matrix	Reference	Result	Qualifier	Units	RPD	Limit	Analyzed
<b>MET-T-MS-TB</b>		<b>Water</b>						
<b>Batch</b>	<b>R2426842</b>							
<b>WG1535255-2</b>	<b>LCS</b>							
Uranium (U)-Total			94.3		%		80-120	29-AUG-12
Vanadium (V)-Total			100.4		%		80-120	29-AUG-12
Zinc (Zn)-Total			99.6		%		80-120	29-AUG-12
Zirconium (Zr)-Total			96.2		%		80-120	29-AUG-12
<b>WG1535255-6</b>	<b>LCS</b>							
Aluminum (Al)-Total			92.9		%		80-120	29-AUG-12
Antimony (Sb)-Total			104.2		%		80-120	29-AUG-12
Arsenic (As)-Total			103.9		%		80-120	29-AUG-12
Barium (Ba)-Total			92.4		%		80-120	29-AUG-12
Beryllium (Be)-Total			99.96		%		80-120	29-AUG-12
Bismuth (Bi)-Total			103.8		%		80-120	29-AUG-12
Boron (B)-Total			89.3		%		80-120	29-AUG-12
Cadmium (Cd)-Total			105.1		%		80-120	29-AUG-12
Calcium (Ca)-Total			102.8		%		80-120	29-AUG-12
Chromium (Cr)-Total			105.0		%		80-120	29-AUG-12
Cobalt (Co)-Total			100.4		%		80-120	29-AUG-12
Copper (Cu)-Total			101.2		%		80-120	29-AUG-12
Iron (Fe)-Total			100.7		%		80-120	29-AUG-12
Lead (Pb)-Total			101.1		%		80-120	29-AUG-12
Lithium (Li)-Total			99.9		%		80-120	29-AUG-12
Magnesium (Mg)-Total			101.6		%		80-120	29-AUG-12
Manganese (Mn)-Total			108.4		%		80-120	29-AUG-12
Molybdenum (Mo)-Total			101.4		%		80-120	29-AUG-12
Nickel (Ni)-Total			104.4		%		80-120	29-AUG-12
Potassium (K)-Total			100.7		%		80-120	29-AUG-12
Selenium (Se)-Total			95.9		%		80-120	29-AUG-12
Silver (Ag)-Total			107.5		%		80-120	29-AUG-12
Sodium (Na)-Total			103.1		%		80-120	29-AUG-12
Strontium (Sr)-Total			95.3		%		80-120	29-AUG-12
Tellurium (Te)-Total			104.1		%		80-120	29-AUG-12
Thallium (Tl)-Total			103.2		%		80-120	29-AUG-12
Tin (Sn)-Total			105.0		%		80-120	29-AUG-12
Titanium (Ti)-Total			103.1		%		80-120	29-AUG-12
Tungsten (W)-Total			101.4		%		80-120	29-AUG-12



## Quality Control Report

Workorder: L1199233

Report Date: 07-SEP-12

Page 26 of 50

Test	Matrix	Reference	Result	Qualifier	Units	RPD	Limit	Analyzed
<b>MET-T-MS-TB</b>		<b>Water</b>						
<b>Batch</b>	<b>R2426842</b>							
<b>WG1535255-6</b>	<b>LCS</b>							
Uranium (U)-Total			92.2		%		80-120	29-AUG-12
Vanadium (V)-Total			101.9		%		80-120	29-AUG-12
Zinc (Zn)-Total			101.8		%		80-120	29-AUG-12
Zirconium (Zr)-Total			99.6		%		80-120	29-AUG-12
<b>WG1535255-1</b>	<b>MB</b>							
Aluminum (Al)-Total			<0.0050		mg/L		0.005	29-AUG-12
Antimony (Sb)-Total			<0.00060		mg/L		0.0006	29-AUG-12
Arsenic (As)-Total			<0.0010		mg/L		0.001	29-AUG-12
Barium (Ba)-Total			<0.010		mg/L		0.01	29-AUG-12
Beryllium (Be)-Total			<0.0010		mg/L		0.001	29-AUG-12
Bismuth (Bi)-Total			<0.0010		mg/L		0.001	29-AUG-12
Boron (B)-Total			<0.050		mg/L		0.05	29-AUG-12
Cadmium (Cd)-Total			<0.000017		mg/L		0.000017	29-AUG-12
Calcium (Ca)-Total			<0.20		mg/L		0.2	29-AUG-12
Chromium (Cr)-Total			<0.0010		mg/L		0.001	29-AUG-12
Cobalt (Co)-Total			<0.00050		mg/L		0.0005	29-AUG-12
Copper (Cu)-Total			<0.0010		mg/L		0.001	29-AUG-12
Iron (Fe)-Total			<0.020		mg/L		0.02	29-AUG-12
Lead (Pb)-Total			<0.0010		mg/L		0.001	29-AUG-12
Lithium (Li)-Total			<0.050		mg/L		0.05	29-AUG-12
Magnesium (Mg)-Total			<0.020		mg/L		0.02	29-AUG-12
Manganese (Mn)-Total			<0.0010		mg/L		0.001	29-AUG-12
Molybdenum (Mo)-Total			<0.0010		mg/L		0.001	29-AUG-12
Nickel (Ni)-Total			<0.0020		mg/L		0.002	29-AUG-12
Potassium (K)-Total			<0.50		mg/L		0.5	29-AUG-12
Selenium (Se)-Total			<0.0010		mg/L		0.001	29-AUG-12
Silver (Ag)-Total			<0.00010		mg/L		0.0001	29-AUG-12
Sodium (Na)-Total			<0.10		mg/L		0.1	29-AUG-12
Strontium (Sr)-Total			<0.0010		mg/L		0.001	29-AUG-12
Tellurium (Te)-Total			<0.0010		mg/L		0.001	29-AUG-12
Thallium (Tl)-Total			<0.00030		mg/L		0.0003	29-AUG-12
Tin (Sn)-Total			<0.0010		mg/L		0.001	29-AUG-12
Titanium (Ti)-Total			<0.0020		mg/L		0.002	29-AUG-12
Tungsten (W)-Total			<0.010		mg/L		0.01	29-AUG-12



## Quality Control Report

Workorder: L1199233

Report Date: 07-SEP-12

Page 27 of 50

Test	Matrix	Reference	Result	Qualifier	Units	RPD	Limit	Analyzed
<b>MET-T-MS-TB</b>		<b>Water</b>						
<b>Batch</b>	<b>R2426842</b>							
<b>WG1535255-1 MB</b>								
Uranium (U)-Total			<0.0050		mg/L		0.005	29-AUG-12
Vanadium (V)-Total			<0.0010		mg/L		0.001	29-AUG-12
Zinc (Zn)-Total			<0.0030		mg/L		0.003	29-AUG-12
Zirconium (Zr)-Total			<0.0010		mg/L		0.001	29-AUG-12
<b>WG1535255-5 MB</b>								
Aluminum (Al)-Total			<0.0050		mg/L		0.005	29-AUG-12
Antimony (Sb)-Total			<0.00060		mg/L		0.0006	29-AUG-12
Arsenic (As)-Total			<0.0010		mg/L		0.001	29-AUG-12
Barium (Ba)-Total			<0.010		mg/L		0.01	29-AUG-12
Beryllium (Be)-Total			<0.0010		mg/L		0.001	29-AUG-12
Bismuth (Bi)-Total			<0.0010		mg/L		0.001	29-AUG-12
Boron (B)-Total			<0.050		mg/L		0.05	29-AUG-12
Cadmium (Cd)-Total			<0.000017		mg/L		0.000017	29-AUG-12
Calcium (Ca)-Total			<0.20		mg/L		0.2	29-AUG-12
Chromium (Cr)-Total			<0.0010		mg/L		0.001	29-AUG-12
Cobalt (Co)-Total			<0.00050		mg/L		0.0005	29-AUG-12
Copper (Cu)-Total			<0.0010		mg/L		0.001	29-AUG-12
Iron (Fe)-Total			<0.020		mg/L		0.02	29-AUG-12
Lead (Pb)-Total			<0.0010		mg/L		0.001	29-AUG-12
Lithium (Li)-Total			<0.050		mg/L		0.05	29-AUG-12
Magnesium (Mg)-Total			<0.020		mg/L		0.02	29-AUG-12
Manganese (Mn)-Total			<0.0010		mg/L		0.001	29-AUG-12
Molybdenum (Mo)-Total			<0.0010		mg/L		0.001	29-AUG-12
Nickel (Ni)-Total			<0.0020		mg/L		0.002	29-AUG-12
Potassium (K)-Total			<0.50		mg/L		0.5	29-AUG-12
Selenium (Se)-Total			<0.0010		mg/L		0.001	29-AUG-12
Silver (Ag)-Total			<0.00010		mg/L		0.0001	29-AUG-12
Sodium (Na)-Total			<0.10		mg/L		0.1	29-AUG-12
Strontium (Sr)-Total			<0.0010		mg/L		0.001	29-AUG-12
Tellurium (Te)-Total			<0.0010		mg/L		0.001	29-AUG-12
Thallium (Tl)-Total			<0.00030		mg/L		0.0003	29-AUG-12
Tin (Sn)-Total			<0.0010		mg/L		0.001	29-AUG-12
Titanium (Ti)-Total			<0.0020		mg/L		0.002	29-AUG-12
Tungsten (W)-Total			<0.010		mg/L		0.01	29-AUG-12



## Quality Control Report

Workorder: L1199233

Report Date: 07-SEP-12

Page 28 of 50

Test	Matrix	Reference	Result	Qualifier	Units	RPD	Limit	Analyzed
<b>MET-T-MS-TB</b>	<b>Water</b>							
<b>Batch</b>	<b>R2426842</b>							
<b>WG1535255-5 MB</b>								
Uranium (U)-Total			<0.0050		mg/L		0.005	29-AUG-12
Vanadium (V)-Total			<0.0010		mg/L		0.001	29-AUG-12
Zinc (Zn)-Total			<0.0030		mg/L		0.003	29-AUG-12
Zirconium (Zr)-Total			<0.0010		mg/L		0.001	29-AUG-12
<b>WG1535255-9 MB</b>								
Aluminum (Al)-Total			<0.0050		mg/L		0.005	29-AUG-12
Antimony (Sb)-Total			<0.00060		mg/L		0.0006	29-AUG-12
Arsenic (As)-Total			<0.0010		mg/L		0.001	29-AUG-12
Barium (Ba)-Total			<0.010		mg/L		0.01	29-AUG-12
Beryllium (Be)-Total			<0.0010		mg/L		0.001	29-AUG-12
Bismuth (Bi)-Total			<0.0010		mg/L		0.001	29-AUG-12
Boron (B)-Total			<0.050		mg/L		0.05	29-AUG-12
Cadmium (Cd)-Total			<0.000017		mg/L		0.000017	29-AUG-12
Calcium (Ca)-Total			<0.20		mg/L		0.2	29-AUG-12
Chromium (Cr)-Total			<0.0010		mg/L		0.001	29-AUG-12
Cobalt (Co)-Total			<0.00050		mg/L		0.0005	29-AUG-12
Copper (Cu)-Total			<0.0010		mg/L		0.001	29-AUG-12
Iron (Fe)-Total			<0.020		mg/L		0.02	29-AUG-12
Lead (Pb)-Total			<0.0010		mg/L		0.001	29-AUG-12
Lithium (Li)-Total			<0.050		mg/L		0.05	29-AUG-12
Magnesium (Mg)-Total			<0.020		mg/L		0.02	29-AUG-12
Manganese (Mn)-Total			<0.0010		mg/L		0.001	29-AUG-12
Molybdenum (Mo)-Total			<0.0010		mg/L		0.001	29-AUG-12
Nickel (Ni)-Total			<0.0020		mg/L		0.002	29-AUG-12
Potassium (K)-Total			<0.50		mg/L		0.5	29-AUG-12
Selenium (Se)-Total			<0.0010		mg/L		0.001	29-AUG-12
Silver (Ag)-Total			<0.00010		mg/L		0.0001	29-AUG-12
Sodium (Na)-Total			<0.10		mg/L		0.1	29-AUG-12
Strontium (Sr)-Total			<0.0010		mg/L		0.001	29-AUG-12
Tellurium (Te)-Total			<0.0010		mg/L		0.001	29-AUG-12
Thallium (Tl)-Total			<0.00030		mg/L		0.0003	29-AUG-12
Tin (Sn)-Total			<0.0010		mg/L		0.001	29-AUG-12
Titanium (Ti)-Total			<0.0020		mg/L		0.002	29-AUG-12
Tungsten (W)-Total			<0.010		mg/L		0.01	29-AUG-12



## Quality Control Report

Workorder: L1199233

Report Date: 07-SEP-12

Page 29 of 50

Test	Matrix	Reference	Result	Qualifier	Units	RPD	Limit	Analyzed
<b>MET-T-MS-TB</b>								
	<b>Water</b>							
<b>Batch</b>	<b>R2426842</b>							
<b>WG1535255-9 MB</b>								
Uranium (U)-Total			<0.0050		mg/L		0.005	29-AUG-12
Vanadium (V)-Total			<0.0010		mg/L		0.001	29-AUG-12
Zinc (Zn)-Total			<0.0030		mg/L		0.003	29-AUG-12
Zirconium (Zr)-Total			<0.0010		mg/L		0.001	29-AUG-12
<b>WG1535255-4 MS</b>		<b>L1199086-1</b>						
Aluminum (Al)-Total			95.5		%		70-130	29-AUG-12
Antimony (Sb)-Total			N/A	MS-B	%		-	29-AUG-12
Arsenic (As)-Total			106.9		%		70-130	29-AUG-12
Barium (Ba)-Total			N/A	MS-B	%		-	29-AUG-12
Beryllium (Be)-Total			108.4		%		70-130	29-AUG-12
Bismuth (Bi)-Total			84.8		%		70-130	29-AUG-12
Boron (B)-Total			N/A	MS-B	%		-	29-AUG-12
Cadmium (Cd)-Total			127.6		%		70-130	29-AUG-12
Calcium (Ca)-Total			N/A	MS-B	%		-	29-AUG-12
Chromium (Cr)-Total			103.2		%		70-130	29-AUG-12
Cobalt (Co)-Total			95.9		%		70-130	29-AUG-12
Copper (Cu)-Total			98.4		%		70-130	29-AUG-12
Iron (Fe)-Total			99.4		%		70-130	29-AUG-12
Lead (Pb)-Total			95.5		%		70-130	29-AUG-12
Lithium (Li)-Total			124.6		%		70-130	29-AUG-12
Magnesium (Mg)-Total			N/A	MS-B	%		-	29-AUG-12
Manganese (Mn)-Total			N/A	MS-B	%		-	29-AUG-12
Molybdenum (Mo)-Total			N/A	MS-B	%		-	29-AUG-12
Nickel (Ni)-Total			93.1		%		70-130	29-AUG-12
Selenium (Se)-Total			102.7		%		70-130	29-AUG-12
Silver (Ag)-Total			99.6		%		70-130	29-AUG-12
Sodium (Na)-Total			N/A	MS-B	%		-	29-AUG-12
Strontium (Sr)-Total			N/A	MS-B	%		-	29-AUG-12
Tellurium (Te)-Total			109.5		%		70-130	29-AUG-12
Thallium (Tl)-Total			88.9		%		70-130	29-AUG-12
Tin (Sn)-Total			105.3		%		70-130	29-AUG-12
Titanium (Ti)-Total			97.7		%		70-130	29-AUG-12
Tungsten (W)-Total			100.3		%		70-130	29-AUG-12
Uranium (U)-Total			93.1		%		70-130	29-AUG-12



## Quality Control Report

Workorder: L1199233

Report Date: 07-SEP-12

Page 30 of 50

Test	Matrix	Reference	Result	Qualifier	Units	RPD	Limit	Analyzed
<b>MET-T-MS-TB</b>								
	<b>Water</b>							
<b>Batch</b>	<b>R2426842</b>							
<b>WG1535255-4 MS</b>		<b>L1199086-1</b>						
Vanadium (V)-Total			105.4		%		70-130	29-AUG-12
Zinc (Zn)-Total			98.6		%		70-130	29-AUG-12
Zirconium (Zr)-Total			96.5		%		70-130	29-AUG-12
<b>WG1535255-8 MS</b>		<b>L1199128-11</b>						
Aluminum (Al)-Total			115.0		%		70-130	29-AUG-12
Antimony (Sb)-Total			104.9		%		70-130	29-AUG-12
Arsenic (As)-Total			105.4		%		70-130	29-AUG-12
Barium (Ba)-Total			94.2		%		70-130	29-AUG-12
Beryllium (Be)-Total			110.4		%		70-130	29-AUG-12
Bismuth (Bi)-Total			96.0		%		70-130	29-AUG-12
Boron (B)-Total			107.0		%		70-130	29-AUG-12
Calcium (Ca)-Total			N/A	MS-B	%		-	29-AUG-12
Chromium (Cr)-Total			106.1		%		70-130	29-AUG-12
Cobalt (Co)-Total			100.7		%		70-130	29-AUG-12
Copper (Cu)-Total			101.7		%		70-130	29-AUG-12
Iron (Fe)-Total			100.7		%		70-130	29-AUG-12
Lead (Pb)-Total			106.7		%		70-130	29-AUG-12
Lithium (Li)-Total			123.1		%		70-130	29-AUG-12
Magnesium (Mg)-Total			N/A	MS-B	%		-	29-AUG-12
Manganese (Mn)-Total			108.5		%		70-130	29-AUG-12
Molybdenum (Mo)-Total			101.0		%		70-130	29-AUG-12
Nickel (Ni)-Total			105.0		%		70-130	29-AUG-12
Potassium (K)-Total			101.7		%		70-130	29-AUG-12
Selenium (Se)-Total			105.0		%		70-130	29-AUG-12
Silver (Ag)-Total			108.0		%		70-130	29-AUG-12
Sodium (Na)-Total			98.8		%		70-130	29-AUG-12
Strontium (Sr)-Total			N/A	MS-B	%		-	29-AUG-12
Tellurium (Te)-Total			105.4		%		70-130	29-AUG-12
Thallium (Tl)-Total			94.9		%		70-130	29-AUG-12
Tin (Sn)-Total			105.6		%		70-130	29-AUG-12
Titanium (Ti)-Total			98.6		%		70-130	29-AUG-12
Tungsten (W)-Total			100.8		%		70-130	29-AUG-12
Uranium (U)-Total			104.2		%		70-130	29-AUG-12
Vanadium (V)-Total			104.9		%		70-130	29-AUG-12





## Quality Control Report

Workorder: L1199233

Report Date: 07-SEP-12

Page 31 of 50

Test	Matrix	Reference	Result	Qualifier	Units	RPD	Limit	Analyzed
<b>MET-T-MS-TB</b>								
	<b>Water</b>							
<b>Batch</b>	<b>R2426842</b>							
<b>WG1535255-8 MS</b>		<b>L1199128-11</b>						
Zinc (Zn)-Total			103.2		%		70-130	29-AUG-12
Zirconium (Zr)-Total			100.3		%		70-130	29-AUG-12
<b>Batch</b>	<b>R2427823</b>							
<b>WG1536097-10 LCS</b>								
Aluminum (Al)-Total			89.5		%		80-120	30-AUG-12
Antimony (Sb)-Total			102.8		%		80-120	30-AUG-12
Arsenic (As)-Total			99.5		%		80-120	30-AUG-12
Barium (Ba)-Total			97.1		%		80-120	30-AUG-12
Beryllium (Be)-Total			112.4		%		80-120	30-AUG-12
Bismuth (Bi)-Total			102.0		%		80-120	30-AUG-12
Boron (B)-Total			99.4		%		80-120	30-AUG-12
Cadmium (Cd)-Total			101.3		%		80-120	30-AUG-12
Calcium (Ca)-Total			100.6		%		80-120	30-AUG-12
Chromium (Cr)-Total			105.6		%		80-120	30-AUG-12
Cobalt (Co)-Total			102.1		%		80-120	30-AUG-12
Copper (Cu)-Total			97.4		%		80-120	30-AUG-12
Iron (Fe)-Total			103.0		%		80-120	30-AUG-12
Lead (Pb)-Total			99.6		%		80-120	30-AUG-12
Lithium (Li)-Total			106.1		%		80-120	30-AUG-12
Magnesium (Mg)-Total			98.4		%		80-120	30-AUG-12
Manganese (Mn)-Total			102.7		%		80-120	30-AUG-12
Molybdenum (Mo)-Total			100.6		%		80-120	30-AUG-12
Nickel (Ni)-Total			98.9		%		80-120	30-AUG-12
Potassium (K)-Total			99.3		%		80-120	30-AUG-12
Selenium (Se)-Total			94.7		%		80-120	30-AUG-12
Silver (Ag)-Total			100.9		%		80-120	30-AUG-12
Sodium (Na)-Total			99.1		%		80-120	30-AUG-12
Strontium (Sr)-Total			94.6		%		80-120	30-AUG-12
Tellurium (Te)-Total			100.5		%		80-120	30-AUG-12
Thallium (Tl)-Total			102.0		%		80-120	30-AUG-12
Tin (Sn)-Total			101.9		%		80-120	30-AUG-12
Titanium (Ti)-Total			102.6		%		80-120	30-AUG-12
Tungsten (W)-Total			98.6		%		80-120	30-AUG-12
Uranium (U)-Total			93.5		%		80-120	30-AUG-12



## Quality Control Report

Workorder: L1199233

Report Date: 07-SEP-12

Page 32 of 50

Test	Matrix	Reference	Result	Qualifier	Units	RPD	Limit	Analyzed
<b>MET-T-MS-TB</b>								
	<b>Water</b>							
<b>Batch</b>	<b>R2427823</b>							
<b>WG1536097-10</b>	<b>LCS</b>							
Vanadium (V)-Total			104.4		%		80-120	30-AUG-12
Zinc (Zn)-Total			100.5		%		80-120	30-AUG-12
Zirconium (Zr)-Total			95.4		%		80-120	30-AUG-12
<b>WG1536097-2</b>	<b>LCS</b>							
Aluminum (Al)-Total			84.1		%		80-120	30-AUG-12
Antimony (Sb)-Total			97.4		%		80-120	30-AUG-12
Arsenic (As)-Total			92.3		%		80-120	30-AUG-12
Barium (Ba)-Total			92.3		%		80-120	30-AUG-12
Beryllium (Be)-Total			93.8		%		80-120	30-AUG-12
Bismuth (Bi)-Total			96.0		%		80-120	30-AUG-12
Boron (B)-Total			90.9		%		80-120	30-AUG-12
Cadmium (Cd)-Total			96.9		%		80-120	30-AUG-12
Calcium (Ca)-Total			94.5		%		80-120	30-AUG-12
Chromium (Cr)-Total			98.8		%		80-120	30-AUG-12
Cobalt (Co)-Total			95.4		%		80-120	30-AUG-12
Copper (Cu)-Total			91.7		%		80-120	30-AUG-12
Iron (Fe)-Total			92.4		%		80-120	30-AUG-12
Lead (Pb)-Total			96.0		%		80-120	30-AUG-12
Lithium (Li)-Total			91.8		%		80-120	30-AUG-12
Magnesium (Mg)-Total			91.9		%		80-120	30-AUG-12
Manganese (Mn)-Total			95.9		%		80-120	30-AUG-12
Molybdenum (Mo)-Total			91.7		%		80-120	30-AUG-12
Nickel (Ni)-Total			94.1		%		80-120	30-AUG-12
Potassium (K)-Total			93.5		%		80-120	30-AUG-12
Selenium (Se)-Total			90.1		%		80-120	30-AUG-12
Silver (Ag)-Total			94.5		%		80-120	30-AUG-12
Sodium (Na)-Total			88.4		%		80-120	30-AUG-12
Strontium (Sr)-Total			86.9		%		80-120	30-AUG-12
Tellurium (Te)-Total			97.1		%		80-120	30-AUG-12
Thallium (Tl)-Total			95.8		%		80-120	30-AUG-12
Tin (Sn)-Total			96.0		%		80-120	30-AUG-12
Titanium (Ti)-Total			96.3		%		80-120	30-AUG-12
Tungsten (W)-Total			94.3		%		80-120	30-AUG-12
Uranium (U)-Total			90.9		%		80-120	30-AUG-12



## Quality Control Report

Workorder: L1199233

Report Date: 07-SEP-12

Page 33 of 50

Test	Matrix	Reference	Result	Qualifier	Units	RPD	Limit	Analyzed
<b>MET-T-MS-TB</b>		<b>Water</b>						
<b>Batch</b>	<b>R2427823</b>							
<b>WG1536097-2</b>	<b>LCS</b>							
Vanadium (V)-Total			95.9		%		80-120	30-AUG-12
Zinc (Zn)-Total			95.2		%		80-120	30-AUG-12
Zirconium (Zr)-Total			87.9		%		80-120	30-AUG-12
<b>WG1536097-6</b>	<b>LCS</b>							
Aluminum (Al)-Total			87.1		%		80-120	30-AUG-12
Antimony (Sb)-Total			96.7		%		80-120	30-AUG-12
Arsenic (As)-Total			94.9		%		80-120	30-AUG-12
Barium (Ba)-Total			91.8		%		80-120	30-AUG-12
Beryllium (Be)-Total			95.2		%		80-120	30-AUG-12
Bismuth (Bi)-Total			95.4		%		80-120	30-AUG-12
Boron (B)-Total			92.8		%		80-120	30-AUG-12
Cadmium (Cd)-Total			96.3		%		80-120	30-AUG-12
Calcium (Ca)-Total			95.7		%		80-120	30-AUG-12
Chromium (Cr)-Total			101.0		%		80-120	30-AUG-12
Cobalt (Co)-Total			97.8		%		80-120	30-AUG-12
Copper (Cu)-Total			95.6		%		80-120	30-AUG-12
Iron (Fe)-Total			98.1		%		80-120	30-AUG-12
Lead (Pb)-Total			94.6		%		80-120	30-AUG-12
Lithium (Li)-Total			97.9		%		80-120	30-AUG-12
Magnesium (Mg)-Total			96.2		%		80-120	30-AUG-12
Manganese (Mn)-Total			99.4		%		80-120	30-AUG-12
Molybdenum (Mo)-Total			94.4		%		80-120	30-AUG-12
Nickel (Ni)-Total			94.6		%		80-120	30-AUG-12
Potassium (K)-Total			96.4		%		80-120	30-AUG-12
Selenium (Se)-Total			92.0		%		80-120	30-AUG-12
Silver (Ag)-Total			94.7		%		80-120	30-AUG-12
Sodium (Na)-Total			94.6		%		80-120	30-AUG-12
Strontium (Sr)-Total			89.1		%		80-120	30-AUG-12
Tellurium (Te)-Total			95.3		%		80-120	30-AUG-12
Thallium (Tl)-Total			95.2		%		80-120	30-AUG-12
Tin (Sn)-Total			94.9		%		80-120	30-AUG-12
Titanium (Ti)-Total			95.9		%		80-120	30-AUG-12
Tungsten (W)-Total			93.5		%		80-120	30-AUG-12
Uranium (U)-Total			89.9		%		80-120	30-AUG-12



## Quality Control Report

Workorder: L1199233

Report Date: 07-SEP-12

Page 34 of 50

Test	Matrix	Reference	Result	Qualifier	Units	RPD	Limit	Analyzed
<b>MET-T-MS-TB</b>		<b>Water</b>						
<b>Batch</b>	<b>R2427823</b>							
<b>WG1536097-6</b>	<b>LCS</b>							
Vanadium (V)-Total			97.7		%		80-120	30-AUG-12
Zinc (Zn)-Total			97.4		%		80-120	30-AUG-12
Zirconium (Zr)-Total			91.2		%		80-120	30-AUG-12
<b>WG1536097-1</b>	<b>MB</b>							
Aluminum (Al)-Total			<0.0050		mg/L		0.005	30-AUG-12
Antimony (Sb)-Total			<0.00060		mg/L		0.0006	30-AUG-12
Arsenic (As)-Total			<0.0010		mg/L		0.001	30-AUG-12
Barium (Ba)-Total			<0.010		mg/L		0.01	30-AUG-12
Beryllium (Be)-Total			<0.0010		mg/L		0.001	30-AUG-12
Bismuth (Bi)-Total			<0.0010		mg/L		0.001	30-AUG-12
Boron (B)-Total			<0.050		mg/L		0.05	30-AUG-12
Cadmium (Cd)-Total			<0.000017		mg/L		0.000017	30-AUG-12
Calcium (Ca)-Total			<0.20		mg/L		0.2	30-AUG-12
Chromium (Cr)-Total			<0.0010		mg/L		0.001	30-AUG-12
Cobalt (Co)-Total			<0.00050		mg/L		0.0005	30-AUG-12
Copper (Cu)-Total			<0.0010		mg/L		0.001	30-AUG-12
Iron (Fe)-Total			<0.020		mg/L		0.02	30-AUG-12
Lead (Pb)-Total			<0.0010		mg/L		0.001	30-AUG-12
Lithium (Li)-Total			<0.050		mg/L		0.05	30-AUG-12
Magnesium (Mg)-Total			<0.020		mg/L		0.02	30-AUG-12
Manganese (Mn)-Total			<0.0010		mg/L		0.001	30-AUG-12
Molybdenum (Mo)-Total			<0.0010		mg/L		0.001	30-AUG-12
Nickel (Ni)-Total			<0.0020		mg/L		0.002	30-AUG-12
Potassium (K)-Total			<0.50		mg/L		0.5	30-AUG-12
Selenium (Se)-Total			<0.0010		mg/L		0.001	30-AUG-12
Silver (Ag)-Total			<0.00010		mg/L		0.0001	30-AUG-12
Sodium (Na)-Total			<0.10		mg/L		0.1	30-AUG-12
Strontium (Sr)-Total			<0.0010		mg/L		0.001	30-AUG-12
Tellurium (Te)-Total			<0.0010		mg/L		0.001	30-AUG-12
Thallium (Tl)-Total			<0.00030		mg/L		0.0003	30-AUG-12
Tin (Sn)-Total			<0.0010		mg/L		0.001	30-AUG-12
Titanium (Ti)-Total			<0.0020		mg/L		0.002	30-AUG-12
Tungsten (W)-Total			<0.010		mg/L		0.01	30-AUG-12
Uranium (U)-Total			<0.0050		mg/L		0.005	30-AUG-12



## Quality Control Report

Workorder: L1199233

Report Date: 07-SEP-12

Page 35 of 50

Test	Matrix	Reference	Result	Qualifier	Units	RPD	Limit	Analyzed
<b>MET-T-MS-TB</b>		<b>Water</b>						
<b>Batch</b>	<b>R2427823</b>							
<b>WG1536097-1 MB</b>								
Vanadium (V)-Total			<0.0010		mg/L		0.001	30-AUG-12
Zinc (Zn)-Total			<0.0030		mg/L		0.003	30-AUG-12
Zirconium (Zr)-Total			<0.0010		mg/L		0.001	30-AUG-12
<b>WG1536097-5 MB</b>								
Aluminum (Al)-Total			<0.0050		mg/L		0.005	30-AUG-12
Antimony (Sb)-Total			<0.00060		mg/L		0.0006	30-AUG-12
Arsenic (As)-Total			<0.0010		mg/L		0.001	30-AUG-12
Barium (Ba)-Total			<0.010		mg/L		0.01	30-AUG-12
Beryllium (Be)-Total			<0.0010		mg/L		0.001	30-AUG-12
Bismuth (Bi)-Total			<0.0010		mg/L		0.001	30-AUG-12
Boron (B)-Total			<0.050		mg/L		0.05	30-AUG-12
Cadmium (Cd)-Total			<0.000017		mg/L		0.000017	30-AUG-12
Calcium (Ca)-Total			<0.20		mg/L		0.2	30-AUG-12
Chromium (Cr)-Total			<0.0010		mg/L		0.001	30-AUG-12
Cobalt (Co)-Total			<0.00050		mg/L		0.0005	30-AUG-12
Copper (Cu)-Total			<0.0010		mg/L		0.001	30-AUG-12
Iron (Fe)-Total			<0.020		mg/L		0.02	30-AUG-12
Lead (Pb)-Total			<0.0010		mg/L		0.001	30-AUG-12
Lithium (Li)-Total			<0.050		mg/L		0.05	30-AUG-12
Magnesium (Mg)-Total			<0.020		mg/L		0.02	30-AUG-12
Manganese (Mn)-Total			<0.0010		mg/L		0.001	30-AUG-12
Molybdenum (Mo)-Total			<0.0010		mg/L		0.001	30-AUG-12
Nickel (Ni)-Total			<0.0020		mg/L		0.002	30-AUG-12
Potassium (K)-Total			<0.50		mg/L		0.5	30-AUG-12
Selenium (Se)-Total			<0.0010		mg/L		0.001	30-AUG-12
Silver (Ag)-Total			<0.00010		mg/L		0.0001	30-AUG-12
Sodium (Na)-Total			<0.10		mg/L		0.1	30-AUG-12
Strontium (Sr)-Total			<0.0010		mg/L		0.001	30-AUG-12
Tellurium (Te)-Total			<0.0010		mg/L		0.001	30-AUG-12
Thallium (Tl)-Total			<0.00030		mg/L		0.0003	30-AUG-12
Tin (Sn)-Total			<0.0010		mg/L		0.001	30-AUG-12
Titanium (Ti)-Total			<0.0020		mg/L		0.002	30-AUG-12
Tungsten (W)-Total			<0.010		mg/L		0.01	30-AUG-12
Uranium (U)-Total			<0.0050		mg/L		0.005	30-AUG-12



## Quality Control Report

Workorder: L1199233

Report Date: 07-SEP-12

Page 36 of 50

Test	Matrix	Reference	Result	Qualifier	Units	RPD	Limit	Analyzed
<b>MET-T-MS-TB</b>		<b>Water</b>						
<b>Batch</b>	<b>R2427823</b>							
<b>WG1536097-5 MB</b>								
Vanadium (V)-Total			<0.0010		mg/L		0.001	30-AUG-12
Zinc (Zn)-Total			<0.0030		mg/L		0.003	30-AUG-12
Zirconium (Zr)-Total			<0.0010		mg/L		0.001	30-AUG-12
<b>WG1536097-9 MB</b>								
Aluminum (Al)-Total			<0.0050		mg/L		0.005	30-AUG-12
Antimony (Sb)-Total			<0.00060		mg/L		0.0006	30-AUG-12
Arsenic (As)-Total			<0.0010		mg/L		0.001	30-AUG-12
Barium (Ba)-Total			<0.010		mg/L		0.01	30-AUG-12
Beryllium (Be)-Total			<0.0010		mg/L		0.001	30-AUG-12
Bismuth (Bi)-Total			<0.0010		mg/L		0.001	30-AUG-12
Boron (B)-Total			<0.050		mg/L		0.05	30-AUG-12
Cadmium (Cd)-Total			<0.000017		mg/L		0.000017	30-AUG-12
Calcium (Ca)-Total			<0.20		mg/L		0.2	30-AUG-12
Chromium (Cr)-Total			<0.0010		mg/L		0.001	30-AUG-12
Cobalt (Co)-Total			<0.00050		mg/L		0.0005	30-AUG-12
Copper (Cu)-Total			<0.0010		mg/L		0.001	30-AUG-12
Iron (Fe)-Total			<0.020		mg/L		0.02	30-AUG-12
Lead (Pb)-Total			<0.0010		mg/L		0.001	30-AUG-12
Lithium (Li)-Total			<0.050		mg/L		0.05	30-AUG-12
Magnesium (Mg)-Total			<0.020		mg/L		0.02	30-AUG-12
Manganese (Mn)-Total			<0.0010		mg/L		0.001	30-AUG-12
Molybdenum (Mo)-Total			<0.0010		mg/L		0.001	30-AUG-12
Nickel (Ni)-Total			<0.0020		mg/L		0.002	30-AUG-12
Potassium (K)-Total			<0.50		mg/L		0.5	30-AUG-12
Selenium (Se)-Total			<0.0010		mg/L		0.001	30-AUG-12
Silver (Ag)-Total			<0.00010		mg/L		0.0001	30-AUG-12
Sodium (Na)-Total			<0.10		mg/L		0.1	30-AUG-12
Strontium (Sr)-Total			<0.0010		mg/L		0.001	30-AUG-12
Tellurium (Te)-Total			<0.0010		mg/L		0.001	30-AUG-12
Thallium (Tl)-Total			<0.00030		mg/L		0.0003	30-AUG-12
Tin (Sn)-Total			<0.0010		mg/L		0.001	30-AUG-12
Titanium (Ti)-Total			<0.0020		mg/L		0.002	30-AUG-12
Tungsten (W)-Total			<0.010		mg/L		0.01	30-AUG-12
Uranium (U)-Total			<0.0050		mg/L		0.005	30-AUG-12



## Quality Control Report

Workorder: L1199233

Report Date: 07-SEP-12

Page 37 of 50

Test	Matrix	Reference	Result	Qualifier	Units	RPD	Limit	Analyzed
<b>MET-T-MS-TB</b>								
	<b>Water</b>							
<b>Batch</b>	<b>R2427823</b>							
<b>WG1536097-9 MB</b>								
Vanadium (V)-Total			<0.0010		mg/L		0.001	30-AUG-12
Zinc (Zn)-Total			<0.0030		mg/L		0.003	30-AUG-12
Zirconium (Zr)-Total			<0.0010		mg/L		0.001	30-AUG-12
<b>WG1536097-12 MS</b>		<b>L1200564-6</b>						
Aluminum (Al)-Total			101.6		%		70-130	30-AUG-12
Antimony (Sb)-Total			104.5		%		70-130	30-AUG-12
Arsenic (As)-Total			109.2		%		70-130	30-AUG-12
Barium (Ba)-Total			N/A	MS-B	%		-	30-AUG-12
Beryllium (Be)-Total			122.1		%		70-130	30-AUG-12
Bismuth (Bi)-Total			91.8		%		70-130	30-AUG-12
Boron (B)-Total			N/A	MS-B	%		-	30-AUG-12
Cadmium (Cd)-Total			124.6		%		70-130	30-AUG-12
Calcium (Ca)-Total			N/A	MS-B	%		-	30-AUG-12
Chromium (Cr)-Total			117.5		%		70-130	30-AUG-12
Cobalt (Co)-Total			129.3		%		70-130	30-AUG-12
Copper (Cu)-Total			93.9		%		70-130	30-AUG-12
Lead (Pb)-Total			96.8		%		70-130	30-AUG-12
Magnesium (Mg)-Total			N/A	MS-B	%		-	30-AUG-12
Manganese (Mn)-Total			N/A	MS-B	%		-	30-AUG-12
Molybdenum (Mo)-Total			112.1		%		70-130	30-AUG-12
Nickel (Ni)-Total			95.7		%		70-130	30-AUG-12
Potassium (K)-Total			N/A	MS-B	%		-	30-AUG-12
Selenium (Se)-Total			109.3		%		70-130	30-AUG-12
Silver (Ag)-Total			96.3		%		70-130	30-AUG-12
Sodium (Na)-Total			N/A	MS-B	%		-	30-AUG-12
Strontium (Sr)-Total			N/A	MS-B	%		-	30-AUG-12
Tellurium (Te)-Total			111.4		%		70-130	30-AUG-12
Thallium (Tl)-Total			95.2		%		70-130	30-AUG-12
Tin (Sn)-Total			100.9		%		70-130	30-AUG-12
Tungsten (W)-Total			100.4		%		70-130	30-AUG-12
Vanadium (V)-Total			122.9		%		70-130	30-AUG-12
Zinc (Zn)-Total			99.0		%		70-130	30-AUG-12
Zirconium (Zr)-Total			94.3		%		70-130	30-AUG-12
<b>WG1536097-8 MS</b>		<b>L1200045-3</b>						

## Quality Control Report

Workorder: L1199233

Report Date: 07-SEP-12

Page 38 of 50

Test	Matrix	Reference	Result	Qualifier	Units	RPD	Limit	Analyzed
<b>MET-T-MS-TB</b>								
	<b>Water</b>							
<b>Batch</b>	<b>R2427823</b>							
<b>WG1536097-8 MS</b>		<b>L1200045-3</b>						
Aluminum (Al)-Total			123.1		%		70-130	30-AUG-12
Antimony (Sb)-Total			103.2		%		70-130	30-AUG-12
Arsenic (As)-Total			109.7		%		70-130	30-AUG-12
Barium (Ba)-Total			N/A	MS-B	%		-	30-AUG-12
Beryllium (Be)-Total			113.3		%		70-130	30-AUG-12
Bismuth (Bi)-Total			97.0		%		70-130	30-AUG-12
Boron (B)-Total			119.4		%		70-130	30-AUG-12
Cadmium (Cd)-Total			126.3		%		70-130	30-AUG-12
Calcium (Ca)-Total			N/A	MS-B	%		-	30-AUG-12
Chromium (Cr)-Total			107.9		%		70-130	30-AUG-12
Cobalt (Co)-Total			103.1		%		70-130	30-AUG-12
Copper (Cu)-Total			98.1		%		70-130	30-AUG-12
Iron (Fe)-Total			111.2		%		70-130	30-AUG-12
Lead (Pb)-Total			99.0		%		70-130	30-AUG-12
Lithium (Li)-Total			125.8		%		70-130	30-AUG-12
Magnesium (Mg)-Total			N/A	MS-B	%		-	30-AUG-12
Manganese (Mn)-Total			124.7		%		70-130	30-AUG-12
Molybdenum (Mo)-Total			99.8		%		70-130	30-AUG-12
Nickel (Ni)-Total			94.8		%		70-130	30-AUG-12
Potassium (K)-Total			N/A	MS-B	%		-	30-AUG-12
Selenium (Se)-Total			95.2		%		70-130	30-AUG-12
Silver (Ag)-Total			101.5		%		70-130	30-AUG-12
Sodium (Na)-Total			121.9		%		70-130	30-AUG-12
Strontium (Sr)-Total			N/A	MS-B	%		-	30-AUG-12
Tellurium (Te)-Total			100.2		%		70-130	30-AUG-12
Thallium (Tl)-Total			98.2		%		70-130	30-AUG-12
Tin (Sn)-Total			102.0		%		70-130	30-AUG-12
Titanium (Ti)-Total			115.3		%		70-130	30-AUG-12
Tungsten (W)-Total			100.7		%		70-130	30-AUG-12
Vanadium (V)-Total			108.7		%		70-130	30-AUG-12
Zinc (Zn)-Total			100.4		%		70-130	30-AUG-12
Zirconium (Zr)-Total			92.5		%		70-130	30-AUG-12



## Quality Control Report

Workorder: L1199233

Report Date: 07-SEP-12

Page 39 of 50

Test	Matrix	Reference	Result	Qualifier	Units	RPD	Limit	Analyzed
<b>MET-T-MS-TB</b>								
	<b>Water</b>							
<b>Batch</b>	<b>R2427839</b>							
<b>WG1535255-11</b>	<b>DUP</b>	<b>L1199233-9</b>						
Aluminum (Al)-Total		0.0540	0.0557		mg/L	3.1	20	30-AUG-12
Antimony (Sb)-Total		<0.00060	<0.00060	RPD-NA	mg/L	N/A	20	30-AUG-12
Arsenic (As)-Total		0.0011	0.0011		mg/L	3.4	20	30-AUG-12
Barium (Ba)-Total		0.015	0.015		mg/L	1.3	20	30-AUG-12
Beryllium (Be)-Total		<0.0010	<0.0010	RPD-NA	mg/L	N/A	20	30-AUG-12
Bismuth (Bi)-Total		<0.0010	<0.0010	RPD-NA	mg/L	N/A	20	30-AUG-12
Boron (B)-Total		<0.050	<0.050	RPD-NA	mg/L	N/A	20	30-AUG-12
Cadmium (Cd)-Total		<0.000017	<0.000017	RPD-NA	mg/L	N/A	20	30-AUG-12
Calcium (Ca)-Total		19.1	19.5		mg/L	2.0	20	30-AUG-12
Chromium (Cr)-Total		<0.0010	<0.0010	RPD-NA	mg/L	N/A	20	30-AUG-12
Cobalt (Co)-Total		0.00411	0.00421		mg/L	2.4	20	30-AUG-12
Copper (Cu)-Total		<0.0010	<0.0010	RPD-NA	mg/L	N/A	20	30-AUG-12
Iron (Fe)-Total		3.97	4.03		mg/L	1.7	20	30-AUG-12
Lead (Pb)-Total		<0.0010	<0.0010	RPD-NA	mg/L	N/A	20	30-AUG-12
Lithium (Li)-Total		<0.050	<0.050	RPD-NA	mg/L	N/A	20	30-AUG-12
Magnesium (Mg)-Total		4.23	4.25		mg/L	0.5	20	30-AUG-12
Manganese (Mn)-Total		1.86	1.87		mg/L	0.4	20	30-AUG-12
Molybdenum (Mo)-Total		<0.0010	<0.0010	RPD-NA	mg/L	N/A	20	30-AUG-12
Nickel (Ni)-Total		<0.0020	<0.0020	RPD-NA	mg/L	N/A	20	30-AUG-12
Potassium (K)-Total		<0.50	<0.50	RPD-NA	mg/L	N/A	20	30-AUG-12
Selenium (Se)-Total		<0.0010	<0.0010	RPD-NA	mg/L	N/A	20	30-AUG-12
Silver (Ag)-Total		<0.00010	<0.00010	RPD-NA	mg/L	N/A	20	30-AUG-12
Sodium (Na)-Total		1.21	1.21		mg/L	0.6	20	30-AUG-12
Strontium (Sr)-Total		0.0444	0.0457		mg/L	2.9	20	30-AUG-12
Tellurium (Te)-Total		<0.0010	<0.0010	RPD-NA	mg/L	N/A	20	30-AUG-12
Thallium (Tl)-Total		<0.00030	<0.00030	RPD-NA	mg/L	N/A	20	30-AUG-12
Tin (Sn)-Total		<0.0010	<0.0010	RPD-NA	mg/L	N/A	20	30-AUG-12
Titanium (Ti)-Total		<0.0020	0.0020	RPD-NA	mg/L	N/A	20	30-AUG-12
Tungsten (W)-Total		<0.010	<0.010	RPD-NA	mg/L	N/A	20	30-AUG-12
Uranium (U)-Total		<0.0050	<0.0050	RPD-NA	mg/L	N/A	20	30-AUG-12
Vanadium (V)-Total		<0.0010	<0.0010	RPD-NA	mg/L	N/A	20	30-AUG-12
Zinc (Zn)-Total		<0.0030	<0.0030	RPD-NA	mg/L	N/A	20	30-AUG-12
Zirconium (Zr)-Total		<0.0010	<0.0010	RPD-NA	mg/L	N/A	20	30-AUG-12
<b>WG1535255-14</b>	<b>LCS</b>							

## Quality Control Report

Workorder: L1199233

Report Date: 07-SEP-12

Page 40 of 50

Test	Matrix	Reference	Result	Qualifier	Units	RPD	Limit	Analyzed
<b>MET-T-MS-TB</b>		<b>Water</b>						
<b>Batch</b>	<b>R2427839</b>							
<b>WG1535255-14 LCS</b>								
Aluminum (Al)-Total			91.5		%		80-120	30-AUG-12
Antimony (Sb)-Total			104.4		%		80-120	30-AUG-12
Arsenic (As)-Total			98.4		%		80-120	30-AUG-12
Barium (Ba)-Total			99.0		%		80-120	30-AUG-12
Beryllium (Be)-Total			103.8		%		80-120	30-AUG-12
Bismuth (Bi)-Total			101.5		%		80-120	30-AUG-12
Boron (B)-Total			93.8		%		80-120	30-AUG-12
Cadmium (Cd)-Total			102.9		%		80-120	30-AUG-12
Calcium (Ca)-Total			100.0		%		80-120	30-AUG-12
Chromium (Cr)-Total			104.4		%		80-120	30-AUG-12
Cobalt (Co)-Total			100.8		%		80-120	30-AUG-12
Copper (Cu)-Total			98.0		%		80-120	30-AUG-12
Iron (Fe)-Total			98.1		%		80-120	30-AUG-12
Lead (Pb)-Total			101.6		%		80-120	30-AUG-12
Lithium (Li)-Total			102.2		%		80-120	30-AUG-12
Magnesium (Mg)-Total			100.6		%		80-120	30-AUG-12
Manganese (Mn)-Total			103.4		%		80-120	30-AUG-12
Molybdenum (Mo)-Total			99.0		%		80-120	30-AUG-12
Nickel (Ni)-Total			99.4		%		80-120	30-AUG-12
Potassium (K)-Total			100.6		%		80-120	30-AUG-12
Selenium (Se)-Total			96.7		%		80-120	30-AUG-12
Silver (Ag)-Total			100.9		%		80-120	30-AUG-12
Sodium (Na)-Total			96.1		%		80-120	30-AUG-12
Strontium (Sr)-Total			92.4		%		80-120	30-AUG-12
Tellurium (Te)-Total			102.2		%		80-120	30-AUG-12
Thallium (Tl)-Total			102.8		%		80-120	30-AUG-12
Tin (Sn)-Total			102.0		%		80-120	30-AUG-12
Titanium (Ti)-Total			103.5		%		80-120	30-AUG-12
Tungsten (W)-Total			99.1		%		80-120	30-AUG-12
Uranium (U)-Total			94.9		%		80-120	30-AUG-12
Vanadium (V)-Total			100.8		%		80-120	30-AUG-12
Zinc (Zn)-Total			101.6		%		80-120	30-AUG-12
Zirconium (Zr)-Total			94.8		%		80-120	30-AUG-12
<b>WG1535255-13 MB</b>								



## Quality Control Report

Workorder: L1199233

Report Date: 07-SEP-12

Page 41 of 50

Test	Matrix	Reference	Result	Qualifier	Units	RPD	Limit	Analyzed
<b>MET-T-MS-TB</b>	<b>Water</b>							
<b>Batch</b>	<b>R2427839</b>							
<b>WG1535255-13 MB</b>								
Aluminum (Al)-Total			<0.0050		mg/L		0.005	30-AUG-12
Antimony (Sb)-Total			<0.00060		mg/L		0.0006	30-AUG-12
Arsenic (As)-Total			<0.0010		mg/L		0.001	30-AUG-12
Barium (Ba)-Total			<0.010		mg/L		0.01	30-AUG-12
Beryllium (Be)-Total			<0.0010		mg/L		0.001	30-AUG-12
Bismuth (Bi)-Total			<0.0010		mg/L		0.001	30-AUG-12
Boron (B)-Total			<0.050		mg/L		0.05	30-AUG-12
Cadmium (Cd)-Total			<0.000017		mg/L		0.000017	30-AUG-12
Calcium (Ca)-Total			<0.20		mg/L		0.2	30-AUG-12
Chromium (Cr)-Total			<0.0010		mg/L		0.001	30-AUG-12
Cobalt (Co)-Total			<0.00050		mg/L		0.0005	30-AUG-12
Copper (Cu)-Total			<0.0010		mg/L		0.001	30-AUG-12
Iron (Fe)-Total			0.041	A	mg/L		0.02	30-AUG-12
Lead (Pb)-Total			<0.0010		mg/L		0.001	30-AUG-12
Lithium (Li)-Total			<0.050		mg/L		0.05	30-AUG-12
Magnesium (Mg)-Total			<0.020		mg/L		0.02	30-AUG-12
Manganese (Mn)-Total			<0.0010		mg/L		0.001	30-AUG-12
Molybdenum (Mo)-Total			<0.0010		mg/L		0.001	30-AUG-12
Nickel (Ni)-Total			<0.0020		mg/L		0.002	30-AUG-12
Potassium (K)-Total			<0.50		mg/L		0.5	30-AUG-12
Selenium (Se)-Total			<0.0010		mg/L		0.001	30-AUG-12
Silver (Ag)-Total			<0.00010		mg/L		0.0001	30-AUG-12
Sodium (Na)-Total			<0.10		mg/L		0.1	30-AUG-12
Strontium (Sr)-Total			<0.0010		mg/L		0.001	30-AUG-12
Tellurium (Te)-Total			<0.0010		mg/L		0.001	30-AUG-12
Thallium (Tl)-Total			<0.00030		mg/L		0.0003	30-AUG-12
Tin (Sn)-Total			<0.0010		mg/L		0.001	30-AUG-12
Titanium (Ti)-Total			<0.0020		mg/L		0.002	30-AUG-12
Tungsten (W)-Total			<0.010		mg/L		0.01	30-AUG-12
Uranium (U)-Total			<0.0050		mg/L		0.005	30-AUG-12
Vanadium (V)-Total			<0.0010		mg/L		0.001	30-AUG-12
Zinc (Zn)-Total			<0.0030		mg/L		0.003	30-AUG-12
Zirconium (Zr)-Total			<0.0010		mg/L		0.001	30-AUG-12

COMMENTS: No Fe samples <5x LOR in run.

**WG1535255-12 MS**

**L1199233-9**

## Quality Control Report

Workorder: L1199233

Report Date: 07-SEP-12

Page 42 of 50

Test	Matrix	Reference	Result	Qualifier	Units	RPD	Limit	Analyzed
<b>MET-T-MS-TB</b>	<b>Water</b>							
<b>Batch</b>	<b>R2427839</b>							
<b>WG1535255-12 MS</b>		<b>L1199233-9</b>						
Aluminum (Al)-Total			96.1		%		70-130	30-AUG-12
Antimony (Sb)-Total			103.4		%		70-130	30-AUG-12
Arsenic (As)-Total			99.5		%		70-130	30-AUG-12
Barium (Ba)-Total			98.6		%		70-130	30-AUG-12
Beryllium (Be)-Total			113.2		%		70-130	30-AUG-12
Bismuth (Bi)-Total			100.4		%		70-130	30-AUG-12
Boron (B)-Total			103.8		%		70-130	30-AUG-12
Calcium (Ca)-Total			N/A	MS-B	%		-	30-AUG-12
Chromium (Cr)-Total			104.2		%		70-130	30-AUG-12
Cobalt (Co)-Total			102.5		%		70-130	30-AUG-12
Copper (Cu)-Total			102.6		%		70-130	30-AUG-12
Iron (Fe)-Total			N/A	MS-B	%		-	30-AUG-12
Lead (Pb)-Total			102.9		%		70-130	30-AUG-12
Lithium (Li)-Total			120.2		%		70-130	30-AUG-12
Magnesium (Mg)-Total			N/A	MS-B	%		-	30-AUG-12
Manganese (Mn)-Total			N/A	MS-B	%		-	30-AUG-12
Molybdenum (Mo)-Total			99.4		%		70-130	30-AUG-12
Nickel (Ni)-Total			101.6		%		70-130	30-AUG-12
Potassium (K)-Total			107.5		%		70-130	30-AUG-12
Selenium (Se)-Total			105.2		%		70-130	30-AUG-12
Silver (Ag)-Total			104.3		%		70-130	30-AUG-12
Sodium (Na)-Total			88.8		%		70-130	30-AUG-12
Strontium (Sr)-Total			N/A	MS-B	%		-	30-AUG-12
Tellurium (Te)-Total			102.8		%		70-130	30-AUG-12
Thallium (Tl)-Total			101.6		%		70-130	30-AUG-12
Tin (Sn)-Total			103.2		%		70-130	30-AUG-12
Titanium (Ti)-Total			105.6		%		70-130	30-AUG-12
Tungsten (W)-Total			100.1		%		70-130	30-AUG-12
Uranium (U)-Total			103.2		%		70-130	30-AUG-12
Vanadium (V)-Total			105.1		%		70-130	30-AUG-12
Zinc (Zn)-Total			102.7		%		70-130	30-AUG-12
Zirconium (Zr)-Total			95.7		%		70-130	30-AUG-12

## Quality Control Report

Workorder: L1199233

Report Date: 07-SEP-12

Page 43 of 50

Test	Matrix	Reference	Result	Qualifier	Units	RPD	Limit	Analyzed
<b>MET-T-MS-TB</b>		<b>Water</b>						
<b>Batch</b>	<b>R2430558</b>							
<b>WG1536097-14 LCS</b>								
Aluminum (Al)-Total			93.6		%		80-120	04-SEP-12
Antimony (Sb)-Total			106.2		%		80-120	04-SEP-12
Arsenic (As)-Total			106.2		%		80-120	04-SEP-12
Barium (Ba)-Total			99.6		%		80-120	04-SEP-12
Beryllium (Be)-Total			97.7		%		80-120	04-SEP-12
Bismuth (Bi)-Total			103.4		%		80-120	04-SEP-12
Boron (B)-Total			91.3		%		80-120	04-SEP-12
Cadmium (Cd)-Total			105.3		%		80-120	04-SEP-12
Calcium (Ca)-Total			99.6		%		80-120	04-SEP-12
Chromium (Cr)-Total			101.9		%		80-120	04-SEP-12
Cobalt (Co)-Total			99.0		%		80-120	04-SEP-12
Copper (Cu)-Total			100.9		%		80-120	04-SEP-12
Iron (Fe)-Total			109.7		%		80-120	04-SEP-12
Lead (Pb)-Total			102.5		%		80-120	04-SEP-12
Lithium (Li)-Total			99.3		%		80-120	04-SEP-12
Magnesium (Mg)-Total			98.9		%		80-120	04-SEP-12
Manganese (Mn)-Total			104.0		%		80-120	04-SEP-12
Molybdenum (Mo)-Total			104.4		%		80-120	04-SEP-12
Nickel (Ni)-Total			103.0		%		80-120	04-SEP-12
Potassium (K)-Total			100.4		%		80-120	04-SEP-12
Selenium (Se)-Total			102.7		%		80-120	04-SEP-12
Silver (Ag)-Total			107.6		%		80-120	04-SEP-12
Sodium (Na)-Total			100.2		%		80-120	04-SEP-12
Strontium (Sr)-Total			99.5		%		80-120	04-SEP-12
Tellurium (Te)-Total			108.2		%		80-120	04-SEP-12
Thallium (Tl)-Total			103.8		%		80-120	04-SEP-12
Tin (Sn)-Total			105.0		%		80-120	04-SEP-12
Titanium (Ti)-Total			101.6		%		80-120	04-SEP-12
Tungsten (W)-Total			102.1		%		80-120	04-SEP-12
Uranium (U)-Total			100.6		%		80-120	04-SEP-12
Vanadium (V)-Total			101.0		%		80-120	04-SEP-12
Zinc (Zn)-Total			104.4		%		80-120	04-SEP-12
Zirconium (Zr)-Total			99.4		%		80-120	04-SEP-12
<b>WG1536097-13 MB</b>								



## Quality Control Report

Workorder: L1199233

Report Date: 07-SEP-12

Page 44 of 50

Test	Matrix	Reference	Result	Qualifier	Units	RPD	Limit	Analyzed
<b>MET-T-MS-TB</b>		<b>Water</b>						
<b>Batch</b>	<b>R2430558</b>							
<b>WG1536097-13 MB</b>								
Aluminum (Al)-Total			<0.0050		mg/L		0.005	04-SEP-12
Antimony (Sb)-Total			<0.00060		mg/L		0.0006	04-SEP-12
Arsenic (As)-Total			<0.0010		mg/L		0.001	04-SEP-12
Barium (Ba)-Total			<0.010		mg/L		0.01	04-SEP-12
Beryllium (Be)-Total			<0.0010		mg/L		0.001	04-SEP-12
Bismuth (Bi)-Total			<0.0010		mg/L		0.001	04-SEP-12
Boron (B)-Total			<0.050		mg/L		0.05	04-SEP-12
Cadmium (Cd)-Total			<0.000017		mg/L		0.000017	04-SEP-12
Calcium (Ca)-Total			<0.20		mg/L		0.2	04-SEP-12
Chromium (Cr)-Total			<0.0010		mg/L		0.001	04-SEP-12
Cobalt (Co)-Total			<0.00050		mg/L		0.0005	04-SEP-12
Copper (Cu)-Total			<0.0010		mg/L		0.001	04-SEP-12
Iron (Fe)-Total			<0.020		mg/L		0.02	04-SEP-12
Lead (Pb)-Total			<0.0010		mg/L		0.001	04-SEP-12
Lithium (Li)-Total			<0.050		mg/L		0.05	04-SEP-12
Magnesium (Mg)-Total			<0.020		mg/L		0.02	04-SEP-12
Manganese (Mn)-Total			<0.0010		mg/L		0.001	04-SEP-12
Molybdenum (Mo)-Total			<0.0010		mg/L		0.001	04-SEP-12
Nickel (Ni)-Total			<0.0020		mg/L		0.002	04-SEP-12
Potassium (K)-Total			<0.50		mg/L		0.5	04-SEP-12
Selenium (Se)-Total			<0.0010		mg/L		0.001	04-SEP-12
Silver (Ag)-Total			<0.00010		mg/L		0.0001	04-SEP-12
Sodium (Na)-Total			<0.10		mg/L		0.1	04-SEP-12
Strontium (Sr)-Total			<0.0010		mg/L		0.001	04-SEP-12
Tellurium (Te)-Total			<0.0010		mg/L		0.001	04-SEP-12
Thallium (Tl)-Total			<0.00030		mg/L		0.0003	04-SEP-12
Tin (Sn)-Total			<0.0010		mg/L		0.001	04-SEP-12
Titanium (Ti)-Total			<0.0020		mg/L		0.002	04-SEP-12
Tungsten (W)-Total			<0.010		mg/L		0.01	04-SEP-12
Uranium (U)-Total			<0.0050		mg/L		0.005	04-SEP-12
Vanadium (V)-Total			<0.0010		mg/L		0.001	04-SEP-12
Zinc (Zn)-Total			<0.0030		mg/L		0.003	04-SEP-12
Zirconium (Zr)-Total			<0.0010		mg/L		0.001	04-SEP-12

**NH3-COL-TB**

**Water**

## Quality Control Report

Workorder: L1199233

Report Date: 07-SEP-12

Page 45 of 50

Test	Matrix	Reference	Result	Qualifier	Units	RPD	Limit	Analyzed
<b>NH3-COL-TB</b>								
	<b>Water</b>							
<b>Batch</b>	<b>R2426382</b>							
<b>WG1535176-10</b>	<b>LCS</b>							
Ammonia, Total (as N)			97.0		%		85-115	28-AUG-12
<b>WG1535176-2</b>	<b>LCS</b>							
Ammonia, Total (as N)			96.6		%		85-115	28-AUG-12
<b>WG1535176-6</b>	<b>LCS</b>							
Ammonia, Total (as N)			97.7		%		85-115	28-AUG-12
<b>WG1535176-1</b>	<b>MB</b>							
Ammonia, Total (as N)			<0.020		mg/L		0.02	28-AUG-12
<b>WG1535176-5</b>	<b>MB</b>							
Ammonia, Total (as N)			<0.020		mg/L		0.02	28-AUG-12
<b>WG1535176-9</b>	<b>MB</b>							
Ammonia, Total (as N)			<0.020		mg/L		0.02	28-AUG-12
<b>WG1535176-12</b>	<b>MS</b>	<b>L1199180-18</b>						
Ammonia, Total (as N)			117.1		%		75-125	28-AUG-12
<b>WG1535176-4</b>	<b>MS</b>	<b>L1199075-1</b>						
Ammonia, Total (as N)			88.5		%		75-125	28-AUG-12
<b>WG1535176-8</b>	<b>MS</b>	<b>L1199114-10</b>						
Ammonia, Total (as N)			98.2		%		75-125	28-AUG-12
<b>NO2-IC-TB</b>								
	<b>Water</b>							
<b>Batch</b>	<b>R2424550</b>							
<b>WG1534702-15</b>	<b>DUP</b>	<b>L1199233-1</b>						
Nitrite (as N)		<0.020	<0.020	RPD-NA	mg/L	N/A	20	24-AUG-12
<b>WG1534702-10</b>	<b>LCS</b>							
Nitrite (as N)			94.9		%		90-110	24-AUG-12
<b>WG1534702-14</b>	<b>LCS</b>							
Nitrite (as N)			96.2		%		90-110	24-AUG-12
<b>WG1534702-18</b>	<b>LCS</b>							
Nitrite (as N)			98.1		%		90-110	24-AUG-12
<b>WG1534702-2</b>	<b>LCS</b>							
Nitrite (as N)			93.3		%		90-110	24-AUG-12
<b>WG1534702-22</b>	<b>LCS</b>							
Nitrite (as N)			96.4		%		90-110	24-AUG-12
<b>WG1534702-6</b>	<b>LCS</b>							
Nitrite (as N)			94.5		%		90-110	24-AUG-12
<b>WG1534702-1</b>	<b>MB</b>							
Nitrite (as N)			<0.020		mg/L		0.02	24-AUG-12
<b>WG1534702-13</b>	<b>MB</b>							
Nitrite (as N)			<0.020		mg/L		0.02	24-AUG-12
<b>WG1534702-17</b>	<b>MB</b>							



## Quality Control Report

Workorder: L1199233

Report Date: 07-SEP-12

Page 46 of 50

Test	Matrix	Reference	Result	Qualifier	Units	RPD	Limit	Analyzed
<b>NO2-IC-TB</b>								
	<b>Water</b>							
<b>Batch</b>	<b>R2424550</b>							
<b>WG1534702-17</b>	<b>MB</b>							
Nitrite (as N)			<0.020		mg/L		0.02	24-AUG-12
<b>WG1534702-21</b>	<b>MB</b>							
Nitrite (as N)			<0.020		mg/L		0.02	24-AUG-12
<b>WG1534702-5</b>	<b>MB</b>							
Nitrite (as N)			<0.020		mg/L		0.02	24-AUG-12
<b>WG1534702-9</b>	<b>MB</b>							
Nitrite (as N)			<0.020		mg/L		0.02	24-AUG-12
<b>WG1534702-12</b>	<b>MS</b>	<b>L1199180-7</b>						
Nitrite (as N)			94.0		%		75-115	24-AUG-12
<b>WG1534702-16</b>	<b>MS</b>	<b>L1199233-1</b>						
Nitrite (as N)			100.4		%		75-115	24-AUG-12
<b>WG1534702-20</b>	<b>MS</b>	<b>L1199413-1</b>						
Nitrite (as N)			97.4		%		75-115	24-AUG-12
<b>WG1534702-4</b>	<b>MS</b>	<b>L1199105-2</b>						
Nitrite (as N)			99.2		%		75-115	24-AUG-12
<b>WG1534702-8</b>	<b>MS</b>	<b>L1199128-3</b>						
Nitrite (as N)			101.8		%		75-115	24-AUG-12
<b>NO3-IC-TB</b>								
	<b>Water</b>							
<b>Batch</b>	<b>R2424550</b>							
<b>WG1534702-15</b>	<b>DUP</b>	<b>L1199233-1</b>						
Nitrate (as N)		<0.030	<0.030	RPD-NA	mg/L	N/A	20	24-AUG-12
<b>WG1534702-10</b>	<b>LCS</b>							
Nitrate (as N)			101.4		%		90-110	24-AUG-12
<b>WG1534702-14</b>	<b>LCS</b>							
Nitrate (as N)			101.5		%		90-110	24-AUG-12
<b>WG1534702-18</b>	<b>LCS</b>							
Nitrate (as N)			102.1		%		90-110	24-AUG-12
<b>WG1534702-2</b>	<b>LCS</b>							
Nitrate (as N)			101.2		%		90-110	24-AUG-12
<b>WG1534702-22</b>	<b>LCS</b>							
Nitrate (as N)			100.4		%		90-110	24-AUG-12
<b>WG1534702-6</b>	<b>LCS</b>							
Nitrate (as N)			98.3		%		90-110	24-AUG-12
<b>WG1534702-1</b>	<b>MB</b>							
Nitrate (as N)			<0.030		mg/L		0.03	24-AUG-12
<b>WG1534702-13</b>	<b>MB</b>							
Nitrate (as N)			<0.030		mg/L		0.03	24-AUG-12
<b>WG1534702-17</b>	<b>MB</b>							





## Quality Control Report

Workorder: L1199233

Report Date: 07-SEP-12

Page 47 of 50

Test	Matrix	Reference	Result	Qualifier	Units	RPD	Limit	Analyzed
<b>NO3-IC-TB</b>								
<b>Water</b>								
<b>Batch</b>	<b>R2424550</b>							
<b>WG1534702-17</b>	<b>MB</b>							
Nitrate (as N)			<0.030		mg/L		0.03	24-AUG-12
<b>WG1534702-21</b>	<b>MB</b>							
Nitrate (as N)			<0.030		mg/L		0.03	24-AUG-12
<b>WG1534702-5</b>	<b>MB</b>							
Nitrate (as N)			<0.030		mg/L		0.03	24-AUG-12
<b>WG1534702-9</b>	<b>MB</b>							
Nitrate (as N)			<0.030		mg/L		0.03	24-AUG-12
<b>WG1534702-12</b>	<b>MS</b>	<b>L1199180-7</b>						
Nitrate (as N)			98.4		%		75-125	24-AUG-12
<b>WG1534702-16</b>	<b>MS</b>	<b>L1199233-1</b>						
Nitrate (as N)			105.0		%		75-125	24-AUG-12
<b>WG1534702-20</b>	<b>MS</b>	<b>L1199413-1</b>						
Nitrate (as N)			102.7		%		75-125	24-AUG-12
<b>WG1534702-4</b>	<b>MS</b>	<b>L1199105-2</b>						
Nitrate (as N)			100.3		%		75-125	24-AUG-12
<b>WG1534702-8</b>	<b>MS</b>	<b>L1199128-3</b>						
Nitrate (as N)			102.8		%		75-125	24-AUG-12
<b>OGG-TOT-WT</b>								
<b>Water</b>								
<b>Batch</b>	<b>R2425136</b>							
<b>WG1534340-2</b>	<b>LCS</b>							
Oil and Grease, Total			77.8		%		75-120	27-AUG-12
<b>WG1534340-3</b>	<b>LCSD</b>	<b>WG1534340-2</b>						
Oil and Grease, Total		77.8	83		%	6.8	45	27-AUG-12
<b>WG1534340-1</b>	<b>MB</b>							
Oil and Grease, Total			<2.0		mg/L		2	27-AUG-12
<b>Batch</b>	<b>R2425707</b>							
<b>WG1535203-2</b>	<b>LCS</b>							
Oil and Grease, Total			88.6		%		75-120	28-AUG-12
<b>WG1535203-3</b>	<b>LCSD</b>	<b>WG1535203-2</b>						
Oil and Grease, Total		88.6	93		%	4.5	45	28-AUG-12
<b>WG1535203-1</b>	<b>MB</b>							
Oil and Grease, Total			<2.0		mg/L		2	28-AUG-12
<b>P-T-COL-TB</b>								
<b>Water</b>								
<b>Batch</b>	<b>R2427081</b>							
<b>WG1536441-3</b>	<b>DUP</b>	<b>L1199233-1</b>						
Phosphorus (P)-Total		0.0080	0.0085		mg/L	6.3	20	29-AUG-12
<b>WG1536441-2</b>	<b>LCS</b>							

## Quality Control Report

Workorder: L1199233

Report Date: 07-SEP-12

Page 48 of 50

Test	Matrix	Reference	Result	Qualifier	Units	RPD	Limit	Analyzed
<b>P-T-COL-TB</b>								
<b>Water</b>								
<b>Batch</b>	<b>R2427081</b>							
<b>WG1536441-2</b>	<b>LCS</b>							
Phosphorus (P)-Total			95.4		%		80-120	29-AUG-12
<b>WG1536441-1</b>	<b>MB</b>							
Phosphorus (P)-Total			<0.0050		mg/L		0.005	29-AUG-12
<b>WG1536441-4</b>	<b>MS</b>	<b>L1199233-1</b>						
Phosphorus (P)-Total			80.0		%		70-130	29-AUG-12
<b>PH-CAP-TB</b>								
<b>Water</b>								
<b>Batch</b>	<b>R2424516</b>							
<b>WG1534369-6</b>	<b>DUP</b>	<b>L1199233-17</b>						
pH		7.17	7.18	J	pH	0.01	0.2	24-AUG-12
<b>WG1534369-2</b>	<b>LCS</b>							
pH			5.99		pH		5.9-6.1	24-AUG-12
<b>WG1534369-5</b>	<b>LCS</b>							
pH			6.00		pH		5.9-6.1	24-AUG-12
<b>SO4-IC-TB</b>								
<b>Water</b>								
<b>Batch</b>	<b>R2424550</b>							
<b>WG1534702-15</b>	<b>DUP</b>	<b>L1199233-1</b>						
Sulfate (SO4)		1.03	1.04		mg/L	0.3	20	24-AUG-12
<b>WG1534702-10</b>	<b>LCS</b>							
Sulfate (SO4)			98.6		%		90-110	24-AUG-12
<b>WG1534702-14</b>	<b>LCS</b>							
Sulfate (SO4)			98.5		%		90-110	24-AUG-12
<b>WG1534702-18</b>	<b>LCS</b>							
Sulfate (SO4)			99.4		%		90-110	24-AUG-12
<b>WG1534702-2</b>	<b>LCS</b>							
Sulfate (SO4)			99.2		%		90-110	24-AUG-12
<b>WG1534702-22</b>	<b>LCS</b>							
Sulfate (SO4)			98.2		%		90-110	24-AUG-12
<b>WG1534702-6</b>	<b>LCS</b>							
Sulfate (SO4)			98.4		%		90-110	24-AUG-12
<b>WG1534702-1</b>	<b>MB</b>							
Sulfate (SO4)			<0.30		mg/L		0.3	24-AUG-12
<b>WG1534702-13</b>	<b>MB</b>							
Sulfate (SO4)			<0.30		mg/L		0.3	24-AUG-12
<b>WG1534702-17</b>	<b>MB</b>							
Sulfate (SO4)			<0.30		mg/L		0.3	24-AUG-12
<b>WG1534702-21</b>	<b>MB</b>							
Sulfate (SO4)			<0.30		mg/L		0.3	24-AUG-12



## Quality Control Report

Workorder: L1199233

Report Date: 07-SEP-12

Page 49 of 50

Test	Matrix	Reference	Result	Qualifier	Units	RPD	Limit	Analyzed
<b>SO4-IC-TB</b>								
	<b>Water</b>							
<b>Batch</b>	<b>R2424550</b>							
<b>WG1534702-5</b>	<b>MB</b>							
Sulfate (SO4)			<0.30		mg/L		0.3	24-AUG-12
<b>WG1534702-9</b>	<b>MB</b>							
Sulfate (SO4)			<0.30		mg/L		0.3	24-AUG-12
<b>WG1534702-12</b>	<b>MS</b>	<b>L1199180-7</b>						
Sulfate (SO4)			93.2		%		75-125	24-AUG-12
<b>WG1534702-16</b>	<b>MS</b>	<b>L1199233-1</b>						
Sulfate (SO4)			102.9		%		75-125	24-AUG-12
<b>WG1534702-20</b>	<b>MS</b>	<b>L1199413-1</b>						
Sulfate (SO4)			101.5		%		75-125	24-AUG-12
<b>WG1534702-4</b>	<b>MS</b>	<b>L1199105-2</b>						
Sulfate (SO4)			102.9		%		75-125	24-AUG-12
<b>WG1534702-8</b>	<b>MS</b>	<b>L1199128-3</b>						
Sulfate (SO4)			102.5		%		75-125	24-AUG-12
<b>SOLIDS-TOTSUS-TB</b>								
	<b>Water</b>							
<b>Batch</b>	<b>R2427442</b>							
<b>WG1536103-3</b>	<b>DUP</b>	<b>L1199233-12</b>						
Total Suspended Solids		9.7	9.7		mg/L	0.0	20	29-AUG-12
<b>WG1536103-2</b>	<b>LCS</b>							
Total Suspended Solids			97.4		%		85-115	29-AUG-12
<b>WG1536103-1</b>	<b>MB</b>							
Total Suspended Solids			<2.0		mg/L		2	29-AUG-12
<b>Batch</b>	<b>R2427472</b>							
<b>WG1536542-3</b>	<b>DUP</b>	<b>L1199233-5</b>						
Total Suspended Solids		53.2	61.9		mg/L	15	20	29-AUG-12
<b>WG1536542-2</b>	<b>LCS</b>							
Total Suspended Solids			109.0		%		85-115	29-AUG-12
<b>WG1536542-1</b>	<b>MB</b>							
Total Suspended Solids			<2.0		mg/L		2	29-AUG-12

# Quality Control Report

Workorder: L1199233

Report Date: 07-SEP-12

Page 50 of 50

## Legend:

---

Limit	ALS Control Limit (Data Quality Objectives)
DUP	Duplicate
RPD	Relative Percent Difference
N/A	Not Available
LCS	Laboratory Control Sample
SRM	Standard Reference Material
MS	Matrix Spike
MSD	Matrix Spike Duplicate
ADE	Average Desorption Efficiency
MB	Method Blank
IRM	Internal Reference Material
CRM	Certified Reference Material
CCV	Continuing Calibration Verification
CVS	Calibration Verification Standard
LCSD	Laboratory Control Sample Duplicate

## Sample Parameter Qualifier Definitions:

---

Qualifier	Description
A	Method Blank exceeds ALS DQO. Refer to narrative comments for further information.
J	Duplicate results and limits are expressed in terms of absolute difference.
MS-B	Matrix Spike recovery could not be accurately calculated due to high analyte background in sample.
RPD-NA	Relative Percent Difference Not Available due to result(s) being less than detection limit.

---

## Hold Time Exceedances:

All test results reported with this submission were conducted within ALS recommended hold times.


ALS recommended hold times may vary by province. They are assigned to meet known provincial and/or federal government requirements. In the absence of regulatory hold times, ALS establishes recommendations based on guidelines published by the US EPA, APHA Standard Methods, or Environment Canada (where available). For more information, please contact ALS.

---

The ALS Quality Control Report is provided to ALS clients upon request. ALS includes comprehensive QC checks with every analysis to ensure our high standards of quality are met. Each QC result has a known or expected target value, which is compared against pre-determined data quality objectives to provide confidence in the accuracy of associated test results.

Please note that this report may contain QC results from anonymous Sample Duplicates and Matrix Spikes that do not originate from this Work Order.



<b>Company:</b> Treasury Metals <b>Contact:</b> Mac Potter <b>Address:</b> 899 Tree Nursery Rd Wabigoon ON P0V 2W0 <b>Phone:</b> 807-938-6961 <b>Fax:</b> _____ <b>Email:</b> mac@treasurymetals.com <b>Project:</b> Job M0906A01 <b>PO:</b> M0210-P0115 <b>Quote #</b> Q32690 <b>LSG Goliath Project</b> <b>Invoice To:</b> _____ <b>Same as Report:</b> <input checked="" type="checkbox"/> Yes <input type="checkbox"/> No <b>Company:</b> _____ <b>Contact:</b> _____ <b>Address:</b> _____ <b>Email:</b> _____ <b>Account Manager:</b> Karen R. <b>Sampler:</b> MP AT CR		<b>Record of Site Condition</b> <input type="checkbox"/> Yes <input type="checkbox"/> No <b>PWQO:</b> <input checked="" type="checkbox"/> MISA <input type="checkbox"/> MMR <input type="checkbox"/> CGME <input type="checkbox"/> <b>Guideline Required:</b> _____ <b>TCLP Regulation:</b> <input type="checkbox"/> 558 <input type="checkbox"/> Other: _____ <b>Service Requested</b> <input checked="" type="checkbox"/> Regular TAT (7 Days) <input type="checkbox"/> Priority TAT 50% Surcharge (3-5 Days) <input type="checkbox"/> Emergency TAT 100% Surcharge (1-2 Days) <b>Specify Date Required:</b> _____ All TAT quoted material is in business days which exclude statutory holidays and weekends. Samples received past 3:00pm or Saturday/Sunday begin the next day.		<b>Both questions below must answered for water samples</b> <b>g 511 Amend) Table:</b> _____ Are any samples taken from a regulated DW System? <input type="checkbox"/> Yes <input type="checkbox"/> No If yes, an authorized DW COC must be used. Is the water sampled intended for human consumption? <input type="checkbox"/> Yes <input type="checkbox"/> No <b>Analysis Request</b> Please indicate below Filtered, Preserved or both (F, P, F/P)												
Sample #	Sample Identification (This description will appear on the report)	Date	Time	Sample Type	Alk, pH Conductivity	Cl, NO2, NO3, SO4	Acidity, TSS	Total Cyanide	WAD Cyanide	CN-FREE-COL-VA	Ammonia, Total Phosphorus	OGG	Total Metals +Hg	Dissolved Metals + Hg	Hardness	Number of Containers
	JCTA	22/08/12	7 <sup>25</sup>	Water	X	X	X	X	X	X	X	X	X	X	X	9
	SW4 *	23/08/12	7 <sup>00</sup>	↓	X	X	X	X	X	X	X	X	X	X	X	↓
	SW5 *	↓	8 <sup>30</sup>	↓	X	X	X	X	X	X	X	X	X	X	X	↓
	Swb *	↓	8 <sup>45</sup>	↓	X	X	X	X	X	X	X	X	X	X	X	↓
	Travel Blank		/	↓	X	X	X	X	X	X	X	X	X	X	X	↓
					X	X	X	X	X	X	X	X	X	X	X	
					X	X	X	X	X	X	X	X	X	X	X	
					X	X	X	X	X	X	X	X	X	X	X	
					X	X	X	X	X	X	X	X	X	X	X	
					X	X	X	X	X	X	X	X	X	X	X	
					X	X	X	X	X	X	X	X	X	X	X	
<b>Special Instructions/Comments</b>																
* NO PRESERVATIVE IN TOTAL METALS/MERCURY + DISSOLVED METALS/MERCURY NOT ENOUGH PROVIDED																
<b>SHIPMENT RELEASE (client use)</b> Released by:  Date & Time: 23/08/12					<b>SHIPMENT RECEPTION (lab use only)</b> Received by: _____ Date & Time: _____ Temp: _____ Cooling Initiated: <input type="checkbox"/> Yes <input type="checkbox"/> No					<b>SHIPMENT VERIFICATION (lab use only)</b> Verified by: _____ Date & Time: _____ Observations: Yes / No ? If Yes add SIF						



**\*\*Failure to complete all portions of this form may delay analysis.\*\*** TAT may vary dependant on complexity of analysis and lab workload at time of submission. Please contact the lab to confirm TATs. Any known or suspected hazards relating to a sample must be noted on the chain of custody in the comments section. By use of the form the user acknowledges and agrees with the Terms and Conditions as specified on the back page.



TREASURY METALS INC.  
ATTN: Mac Potter  
P.O. Box 789  
Dryden ON P8N 2Z4

Date Received: 19-SEP-12  
Report Date: 08-OCT-12 13:20 (MT)  
Version: FINAL

Client Phone: 807-938-6961

## Certificate of Analysis

**Lab Work Order #:** L1211071  
**Project P.O. #:** M0210-P0115  
**Job Reference:** JOB M0906A01  
**C of C Numbers:**  
**Legal Site Desc:**

Tricia Sampson  
Account Manager Supervisor

[This report shall not be reproduced except in full without the written authority of the Laboratory.]

ADDRESS: 1081 Barton Street, Thunder Bay, ON P7B 5N3 Canada | Phone: +1 807 623 6463 | Fax: +1 807 623 7598  
ALS CANADA LTD Part of the ALS Group A Campbell Brothers Limited Company

## ALS ENVIRONMENTAL ANALYTICAL REPORT

	Sample ID Description Sampled Date Sampled Time Client ID	L1211071-1 SURFACEWATE 17-SEP-12 09:04 SW3	L1211071-2 SURFACEWATE 17-SEP-12 09:55 TL3	L1211071-3 SURFACEWATE 17-SEP-12 09:35 SW2	L1211071-4 SURFACEWATE 17-SEP-12 10:05 SW1	L1211071-5 SURFACEWATE 17-SEP-12 10:39 JCTA
Grouping	Analyte					
<b>WATER</b>						
<b>Physical Tests</b>	Conductivity (EC) (uS/cm)	187	270	138	170	222
	Hardness (as CaCO3) (mg/L)	71.4	131	69.0	66.5	114
	pH (pH)	7.45	7.40	7.79	7.59	7.58
	Total Suspended Solids (mg/L)	3.3	57.0	26.5	15.9	40.2
<b>Anions and Nutrients</b>	Acidity (as CaCO3) (mg/L)	2.0	9.0	2.8	4.0	6.8
	Alkalinity, Total (as CaCO3) (mg/L CaCO3)	60.5	130	64.7	81.0	106
	Ammonia, Total (as N) (mg/L)	<0.020	<0.020	<0.020	<0.020	0.031
	Chloride (Cl) (mg/L)	16.4	2.09	<0.10	0.49	1.37
	Nitrate (as N) (mg/L)	<0.030	<0.030	<0.030	<0.030	0.063
	Nitrite (as N) (mg/L)	<0.020	<0.020	<0.020	<0.020	<0.020
	Phosphorus (P)-Total (mg/L)	0.0145	0.0313	0.0466	0.0120	0.0543
	Sulfate (SO4) (mg/L)	1.64	0.81	0.83	1.44	1.04
<b>Cyanides</b>	Cyanide, Weak Acid Diss (mg/L)	<0.0020	<0.0020	<0.0020	<0.0020	<0.0020
	Cyanide, Total (mg/L)	<0.0020	<0.0020	<0.0020	<0.0020	<0.0020
	Cyanide, Free (mg/L)	<0.0050	<0.0050	<0.0050	<0.0050	<0.0050
<b>Total Metals</b>	Aluminum (Al)-Total (mg/L)	0.0545	0.666	0.310	0.247	0.555
	Antimony (Sb)-Total (mg/L)	<0.00060	<0.00060	<0.00060	<0.00060	<0.00060
	Arsenic (As)-Total (mg/L)	<0.0010	<0.0010	<0.0010	<0.0010	<0.0010
	Barium (Ba)-Total (mg/L)	<0.010	0.014	<0.010	0.015	0.015
	Beryllium (Be)-Total (mg/L)	<0.0010	<0.0010	<0.0010	<0.0010	<0.0010
	Bismuth (Bi)-Total (mg/L)	<0.0010	<0.0010	<0.0010	<0.0010	<0.0010
	Boron (B)-Total (mg/L)	<0.050	<0.050	<0.050	<0.050	<0.050
	Cadmium (Cd)-Total (mg/L)	<0.000017	<0.000017	<0.000017	<0.000017	<0.000017
	Calcium (Ca)-Total (mg/L)	20.3	36.8	17.5	25.2	30.4
	Chromium (Cr)-Total (mg/L)	<0.0010	0.0013	<0.0010	<0.0010	0.0010
	Cobalt (Co)-Total (mg/L)	<0.00050	0.00059	<0.00050	<0.00050	0.00096
	Copper (Cu)-Total (mg/L)	<0.0010	0.0011	0.0010	<0.0010	<0.0010
	Iron (Fe)-Total (mg/L)	0.170	1.12	0.914	0.545	1.59
	Lead (Pb)-Total (mg/L)	<0.0010	<0.0010	<0.0010	<0.0010	<0.0010
	Lithium (Li)-Total (mg/L)	<0.050	<0.050	<0.050	<0.050	<0.050
	Magnesium (Mg)-Total (mg/L)	4.90	9.81	4.77	4.06	7.98
	Manganese (Mn)-Total (mg/L)	0.0172	0.361	0.0229	0.258	1.09
	Mercury (Hg)-Total (mg/L)	<0.000010	<0.000010	<0.000010	<0.000010	<0.000010
	Molybdenum (Mo)-Total (mg/L)	<0.0010	<0.0010	<0.0010	<0.0010	<0.0010
	Nickel (Ni)-Total (mg/L)	<0.0020	<0.0020	<0.0020	<0.0020	<0.0020
Potassium (K)-Total (mg/L)	<0.50	1.11	0.53	0.92	1.18	
Selenium (Se)-Total (mg/L)	<0.0010	<0.0010	<0.0010	<0.0010	<0.0010	

\* Please refer to the Reference Information section for an explanation of any qualifiers detected.

## ALS ENVIRONMENTAL ANALYTICAL REPORT

		Sample ID	L1211071-6	L1211071-7	L1211071-8	L1211071-9	L1211071-10
		Description	SURFACEWATE	SURFACEWATE	SURFACEWATE	SURFACEWATE	SURFACEWATE
		Sampled Date	17-SEP-12	17-SEP-12	17-SEP-12	17-SEP-12	18-SEP-12
		Sampled Time	11:00	11:35	12:03	12:30	08:00
		Client ID	TL1A	SW10	SW8	SW7	SW9
Grouping	Analyte						
<b>WATER</b>							
<b>Physical Tests</b>	Conductivity (EC) (uS/cm)		131	154	158	189	307
	Hardness (as CaCO3) (mg/L)		64.8	69.1	73.8	100	148
	pH (pH)		7.16	7.68	7.85	7.86	7.86
	Total Suspended Solids (mg/L)		4.6	54.4	15.4	<2.0	55.9
<b>Anions and Nutrients</b>	Acidity (as CaCO3) (mg/L)		6.8	2.8	2.8	2.4	5.2
	Alkalinity, Total (as CaCO3) (mg/L CaCO3)		62.9	73.1	67.6	95.4	163
	Ammonia, Total (as N) (mg/L)		0.081	0.021	<0.020	<0.020	0.023
	Chloride (Cl) (mg/L)		0.15	0.27	0.38	0.28	0.42
	Nitrate (as N) (mg/L)		<0.030	0.051	0.205	0.084	0.228
	Nitrite (as N) (mg/L)		<0.020	<0.020	<0.020	<0.020	<0.020
	Phosphorus (P)-Total (mg/L)		0.0055	0.0055	0.0982	<0.0050	0.0064
	Sulfate (SO4) (mg/L)		<0.30	1.88	7.00	1.14	0.49
<b>Cyanides</b>	Cyanide, Weak Acid Diss (mg/L)		<0.0020	<0.0020	<0.0020	<0.0020	<0.0020
	Cyanide, Total (mg/L)		<0.0020	<0.0020	<0.0020	<0.0020	<0.0020
	Cyanide, Free (mg/L)		<0.0050	<0.0050	<0.0050	<0.0050	<0.0050
<b>Total Metals</b>	Aluminum (Al)-Total (mg/L)		0.0457	0.0431	0.0632	<0.0050	0.0261
	Antimony (Sb)-Total (mg/L)		<0.00060	<0.00060	<0.00060	<0.00060	<0.00060
	Arsenic (As)-Total (mg/L)		<0.0010	<0.0010	<0.0010	<0.0010	<0.0010
	Barium (Ba)-Total (mg/L)		<0.010	0.012	<0.010	0.016	0.024
	Beryllium (Be)-Total (mg/L)		<0.0010	<0.0010	<0.0010	<0.0010	<0.0010
	Bismuth (Bi)-Total (mg/L)		<0.0010	<0.0010	<0.0010	<0.0010	<0.0010
	Boron (B)-Total (mg/L)		<0.050	<0.050	<0.050	<0.050	<0.050
	Cadmium (Cd)-Total (mg/L)		<0.000017	<0.000017	<0.000017	<0.000017	<0.000017
	Calcium (Ca)-Total (mg/L)		16.0	20.3	19.0	33.3	41.1
	Chromium (Cr)-Total (mg/L)		<0.0010	<0.0010	<0.0010	<0.0010	<0.0010
	Cobalt (Co)-Total (mg/L)		0.00216	<0.00050	<0.00050	<0.00050	<0.00050
	Copper (Cu)-Total (mg/L)		<0.0010	<0.0010	<0.0010	<0.0010	<0.0010
	Iron (Fe)-Total (mg/L)		1.99	1.23	0.752	0.180	0.158
	Lead (Pb)-Total (mg/L)		<0.0010	<0.0010	<0.0010	<0.0010	<0.0010
	Lithium (Li)-Total (mg/L)		<0.050	<0.050	<0.050	<0.050	<0.050
	Magnesium (Mg)-Total (mg/L)		4.05	3.03	3.67	3.28	8.77
	Manganese (Mn)-Total (mg/L)		1.23	0.0894	0.0261	0.0747	0.301
	Mercury (Hg)-Total (mg/L)		<0.000010	<0.000010	<0.000010	<0.000010	<0.000010
	Molybdenum (Mo)-Total (mg/L)		<0.0010	<0.0010	<0.0010	<0.0010	<0.0010
	Nickel (Ni)-Total (mg/L)		<0.0020	<0.0020	<0.0020	<0.0020	<0.0020
Potassium (K)-Total (mg/L)		<0.50	0.67	0.84	0.58	1.54	
Selenium (Se)-Total (mg/L)		<0.0010	<0.0010	<0.0010	<0.0010	<0.0010	

\* Please refer to the Reference Information section for an explanation of any qualifiers detected.



# ALS ENVIRONMENTAL ANALYTICAL REPORT

	Sample ID Description Sampled Date Sampled Time Client ID	L1211071-11 SURFACEWATE 18-SEP-12 09:30 SW4	L1211071-12 SURFACEWATE 18-SEP-12 09:35 SW444	L1211071-13 SURFACEWATE 18-SEP-12 09:40 FIELD BLANK	L1211071-14 SURFACEWATE 17-SEP-12  TRAVEL BLANK
Grouping	Analyte				
<b>WATER</b>					
<b>Physical Tests</b>	Conductivity (EC) (uS/cm)	108	108	<3.0	<3.0
	Hardness (as CaCO3) (mg/L)	48.1	49.0	<0.51	<0.51
	pH (pH)	7.75	7.75	5.60	5.61
	Total Suspended Solids (mg/L)	7.0	10.4	<2.0	<2.0
<b>Anions and Nutrients</b>	Acidity (as CaCO3) (mg/L)	2.0	2.0	<2.0	<2.0
	Alkalinity, Total (as CaCO3) (mg/L CaCO3)	45.2	45.1	<5.0	<5.0
	Ammonia, Total (as N) (mg/L)	<0.020	<0.020	<0.020	0.020 <sup>RRV</sup>
	Chloride (Cl) (mg/L)	3.18	3.24	<0.10	<0.10
	Nitrate (as N) (mg/L)	<0.030	<0.030	<0.030	<0.030
	Nitrite (as N) (mg/L)	<0.020	<0.020	<0.020	<0.020
	Phosphorus (P)-Total (mg/L)	0.0248	0.0245	<0.0050	<0.0050
	Sulfate (SO4) (mg/L)	1.84	1.84	<0.30	<0.30
<b>Cyanides</b>	Cyanide, Weak Acid Diss (mg/L)	<0.0020	<0.0020	<0.0020	<0.0020
	Cyanide, Total (mg/L)	<0.0020	<0.0020	<0.0020	<0.0020
	Cyanide, Free (mg/L)	<0.0050	<0.0050	<0.0050	<0.0050
<b>Total Metals</b>	Aluminum (Al)-Total (mg/L)	0.721	0.712	<0.0050	<0.0050
	Antimony (Sb)-Total (mg/L)	<0.00060	<0.00060	<0.00060	<0.00060
	Arsenic (As)-Total (mg/L)	<0.0010	<0.0010	<0.0010	<0.0010
	Barium (Ba)-Total (mg/L)	0.011	0.011	<0.010	<0.010
	Beryllium (Be)-Total (mg/L)	<0.0010	<0.0010	<0.0010	<0.0010
	Bismuth (Bi)-Total (mg/L)	<0.0010	<0.0010	<0.0010	<0.0010
	Boron (B)-Total (mg/L)	<0.050	<0.050	<0.050	<0.050
	Cadmium (Cd)-Total (mg/L)	<0.000017	<0.000017	<0.000017	<0.000017
	Calcium (Ca)-Total (mg/L)	15.1	12.1	<0.20	<0.20
	Chromium (Cr)-Total (mg/L)	<0.0010	<0.0010	<0.0010	<0.0010
	Cobalt (Co)-Total (mg/L)	<0.00050	<0.00050	<0.00050	<0.00050
	Copper (Cu)-Total (mg/L)	0.0019	0.0021	<0.0010	<0.0010
	Iron (Fe)-Total (mg/L)	0.440	0.457	<0.020	<0.020
	Lead (Pb)-Total (mg/L)	<0.0010	<0.0010	<0.0010	<0.0010
	Lithium (Li)-Total (mg/L)	<0.050	<0.050	<0.050	<0.050
	Magnesium (Mg)-Total (mg/L)	2.98	3.00	<0.020	<0.020
	Manganese (Mn)-Total (mg/L)	0.0111	0.0121	<0.0010	<0.0010
	Mercury (Hg)-Total (mg/L)	<0.000010	<0.000010	<0.000010	<0.000010
	Molybdenum (Mo)-Total (mg/L)	<0.0010	<0.0010	<0.0010	<0.0010
	Nickel (Ni)-Total (mg/L)	<0.0020	<0.0020	<0.0020	<0.0020
Potassium (K)-Total (mg/L)	0.80	0.83	<0.50	<0.50	
Selenium (Se)-Total (mg/L)	<0.0010	<0.0010	<0.0010	<0.0010	

\* Please refer to the Reference Information section for an explanation of any qualifiers detected.

# ALS ENVIRONMENTAL ANALYTICAL REPORT

		Sample ID Description Sampled Date Sampled Time Client ID	L1211071-1 SURFACEWATE 17-SEP-12 09:04 SW3	L1211071-2 SURFACEWATE 17-SEP-12 09:55 TL3	L1211071-3 SURFACEWATE 17-SEP-12 09:35 SW2	L1211071-4 SURFACEWATE 17-SEP-12 10:05 SW1	L1211071-5 SURFACEWATE 17-SEP-12 10:39 JCTA
Grouping	Analyte						
<b>WATER</b>							
<b>Total Metals</b>	Silver (Ag)-Total (mg/L)	<0.00010	<0.00010	<0.00010	<0.00010	<0.00010	<0.00010
	Sodium (Na)-Total (mg/L)	10.6	3.23	1.62	2.05	2.66	
	Strontium (Sr)-Total (mg/L)	0.0510	0.0788	0.0305	0.0415	0.0514	
	Tellurium (Te)-Total (mg/L)	<0.0010	<0.0010	<0.0010	<0.0010	<0.0010	
	Thallium (Tl)-Total (mg/L)	<0.00030	<0.00030	<0.00030	<0.00030	<0.00030	
	Tin (Sn)-Total (mg/L)	<0.0010	<0.0010	<0.0010	<0.0010	<0.0010	
	Titanium (Ti)-Total (mg/L)	0.0025	0.0295	0.0139	0.0113	0.0226	
	Tungsten (W)-Total (mg/L)	<0.010	<0.010	<0.010	<0.010	<0.010	
	Uranium (U)-Total (mg/L)	<0.0050	<0.0050	<0.0050	<0.0050	<0.0050	
	Vanadium (V)-Total (mg/L)	<0.0010	0.0015	<0.0010	<0.0010	0.0012	
	Zinc (Zn)-Total (mg/L)	<0.0030	0.0030	<0.0030	<0.0030	0.0030	
	Zirconium (Zr)-Total (mg/L)	<0.0010	<0.0010	<0.0010	<0.0010	<0.0010	
<b>Dissolved Metals</b>	Aluminum (Al)-Dissolved (mg/L)	0.0061	0.0079	0.0285	<0.0050	0.0092	
	Antimony (Sb)-Dissolved (mg/L)	<0.00060	<0.00060	<0.00060	<0.00060	<0.00060	
	Arsenic (As)-Dissolved (mg/L)	<0.0010	<0.0010	<0.0010	<0.0010	<0.0010	
	Barium (Ba)-Dissolved (mg/L)	<0.010	0.012	<0.010	0.010	0.010	
	Beryllium (Be)-Dissolved (mg/L)	<0.0010	<0.0010	<0.0010	<0.0010	<0.0010	
	Bismuth (Bi)-Dissolved (mg/L)	<0.0010	<0.0010	<0.0010	<0.0010	<0.0010	
	Boron (B)-Dissolved (mg/L)	<0.050	<0.050	<0.050	<0.050	<0.050	
	Cadmium (Cd)-Dissolved (mg/L)	<0.000017 <sup>RRV</sup>	<0.000017 <sup>RRV</sup>	<0.000017 <sup>RRV</sup>	<0.000017	<0.000017 <sup>RRV</sup>	
	Calcium (Ca)-Dissolved (mg/L)	20.0	36.0	20.3	21.0	31.6	
	Chromium (Cr)-Dissolved (mg/L)	<0.0010	<0.0010	<0.0010	<0.0010	<0.0010	
	Cobalt (Co)-Dissolved (mg/L)	<0.00050	<0.00050	<0.00050	<0.00050	<0.00050	
	Copper (Cu)-Dissolved (mg/L)	<0.0010	<0.0010	<0.0010	<0.0010	<0.0010	
	Iron (Fe)-Dissolved (mg/L)	0.050	0.266	0.283	0.037	0.325	
	Lead (Pb)-Dissolved (mg/L)	<0.0010	<0.0010	<0.0010	<0.0010	<0.0010	
	Lithium (Li)-Dissolved (mg/L)	<0.050	<0.050	<0.050	<0.050	<0.050	
	Magnesium (Mg)-Dissolved (mg/L)	5.24 <sup>RRV</sup>	10.0 <sup>RRV</sup>	4.48	3.38	8.53 <sup>RRV</sup>	
	Manganese (Mn)-Dissolved (mg/L)	0.0160	0.379	0.0266	0.0905	0.679	
	Mercury (Hg)-Dissolved (mg/L)	<0.000010	<0.000010	<0.000010	<0.000010	<0.000010	
	Molybdenum (Mo)-Dissolved (mg/L)	<0.0010	<0.0010	<0.0010	<0.0010	<0.0010	
	Nickel (Ni)-Dissolved (mg/L)	<0.0020	<0.0020	<0.0020	<0.0020	<0.0020	
	Potassium (K)-Dissolved (mg/L)	0.66	1.26	0.57	1.03	1.34	
	Selenium (Se)-Dissolved (mg/L)	<0.0010	<0.0010	<0.0010	<0.0010	<0.0010	
	Silver (Ag)-Dissolved (mg/L)	<0.00010	<0.00010	<0.00010	<0.00010	<0.00010	
	Sodium (Na)-Dissolved (mg/L)	10.6 <sup>RRV</sup>	3.08 <sup>RRV</sup>	1.49	1.74	2.67 <sup>RRV</sup>	
	Strontium (Sr)-Dissolved (mg/L)	0.0493 <sup>RRV</sup>	0.0744 <sup>RRV</sup>	0.0281	0.0497	0.0620	

\* Please refer to the Reference Information section for an explanation of any qualifiers detected.

# ALS ENVIRONMENTAL ANALYTICAL REPORT

Sample ID Description Sampled Date Sampled Time Client ID		L1211071-6 SURFACEWATE 17-SEP-12 11:00 TL1A	L1211071-7 SURFACEWATE 17-SEP-12 11:35 SW10	L1211071-8 SURFACEWATE 17-SEP-12 12:03 SW8	L1211071-9 SURFACEWATE 17-SEP-12 12:30 SW7	L1211071-10 SURFACEWATE 18-SEP-12 08:00 SW9
Grouping	Analyte					
<b>WATER</b>						
<b>Total Metals</b>	Silver (Ag)-Total (mg/L)	<0.00010	<0.00010	<0.00010	<0.00010	<0.00010
	Sodium (Na)-Total (mg/L)	1.21	1.58	1.50	1.58	3.91
	Strontium (Sr)-Total (mg/L)	0.0371	0.0340	0.0367	0.0510	0.0687
	Tellurium (Te)-Total (mg/L)	<0.0010	<0.0010	<0.0010	<0.0010	<0.0010
	Thallium (Tl)-Total (mg/L)	<0.00030	<0.00030	<0.00030	<0.00030	<0.00030
	Tin (Sn)-Total (mg/L)	<0.0010	<0.0010	<0.0010	<0.0010	<0.0010
	Titanium (Ti)-Total (mg/L)	<0.0020	0.0021	0.0034	<0.0020	<0.0020
	Tungsten (W)-Total (mg/L)	<0.010	<0.010	<0.010	<0.010	<0.010
	Uranium (U)-Total (mg/L)	<0.0050	<0.0050	<0.0050	<0.0050	<0.0050
	Vanadium (V)-Total (mg/L)	<0.0010	<0.0010	<0.0010	<0.0010	<0.0010
	Zinc (Zn)-Total (mg/L)	<0.0030	<0.0030	<0.0030	<0.0030	<0.0030
	Zirconium (Zr)-Total (mg/L)	<0.0010	<0.0010	<0.0010	<0.0010	<0.0010
<b>Dissolved Metals</b>	Aluminum (Al)-Dissolved (mg/L)	0.0175	0.0126	0.0187	<0.0050	0.0069
	Antimony (Sb)-Dissolved (mg/L)	<0.00060	<0.00060	<0.00060	<0.00060	<0.00060
	Arsenic (As)-Dissolved (mg/L)	<0.0010	<0.0010	<0.0010	<0.0010	<0.0010
	Barium (Ba)-Dissolved (mg/L)	<0.010	0.011	0.010	0.021	0.026
	Beryllium (Be)-Dissolved (mg/L)	<0.0010	<0.0010	<0.0010	<0.0010	<0.0010
	Bismuth (Bi)-Dissolved (mg/L)	<0.0010	<0.0010	<0.0010	<0.0010	<0.0010
	Boron (B)-Dissolved (mg/L)	<0.050	<0.050	<0.050	<0.050	<0.050
	Cadmium (Cd)-Dissolved (mg/L)	<0.000017	<0.000017	<0.000017	<0.000017	<0.000017
	Calcium (Ca)-Dissolved (mg/L)	18.4	22.1	22.3	34.4 <sup>RRV</sup>	44
	Chromium (Cr)-Dissolved (mg/L)	<0.0010	<0.0010	<0.0010	<0.0010	<0.0010
	Cobalt (Co)-Dissolved (mg/L)	0.00217	<0.00050	<0.00050	<0.00050	<0.00050
	Copper (Cu)-Dissolved (mg/L)	<0.0010	<0.0010	<0.0010	<0.0010	<0.0010
	Iron (Fe)-Dissolved (mg/L)	0.849	0.715	0.486	0.173	0.071
	Lead (Pb)-Dissolved (mg/L)	<0.0010	<0.0010	<0.0010	<0.0010	<0.0010
	Lithium (Li)-Dissolved (mg/L)	<0.050	<0.050	<0.050	<0.050	<0.050
	Magnesium (Mg)-Dissolved (mg/L)	4.61	3.37	4.42	3.53 <sup>RRV</sup>	9.08 <sup>RRV</sup>
	Manganese (Mn)-Dissolved (mg/L)	1.26	0.0872	0.0278	0.0719 <sup>RRV</sup>	0.232
	Mercury (Hg)-Dissolved (mg/L)	<0.000010	<0.000010	<0.000010	<0.000010	<0.000010
	Molybdenum (Mo)-Dissolved (mg/L)	<0.0010	<0.0010	<0.0010	<0.0010	<0.0010
	Nickel (Ni)-Dissolved (mg/L)	<0.0020	<0.0020	<0.0020	<0.0020	<0.0020
	Potassium (K)-Dissolved (mg/L)	<0.50	0.66	0.91	0.73	1.76
	Selenium (Se)-Dissolved (mg/L)	<0.0010	<0.0010	<0.0010	<0.0010	<0.0010
	Silver (Ag)-Dissolved (mg/L)	<0.00010	<0.00010	<0.00010	<0.00010	<0.00010
	Sodium (Na)-Dissolved (mg/L)	1.42	1.80	1.83	1.61 <sup>RRV</sup>	3.85 <sup>RRV</sup>
	Strontium (Sr)-Dissolved (mg/L)	0.0412	0.0364	0.0412	0.0513 <sup>RRV</sup>	0.0768

\* Please refer to the Reference Information section for an explanation of any qualifiers detected.

# ALS ENVIRONMENTAL ANALYTICAL REPORT

	Sample ID Description Sampled Date Sampled Time Client ID	L1211071-11 SURFACEWATE 18-SEP-12 09:30 SW4	L1211071-12 SURFACEWATE 18-SEP-12 09:35 SW444	L1211071-13 SURFACEWATE 18-SEP-12 09:40 FIELD BLANK	L1211071-14 SURFACEWATE 17-SEP-12  TRAVEL BLANK
Grouping	Analyte				
<b>WATER</b>					
<b>Total Metals</b>	Silver (Ag)-Total (mg/L)	<0.00010	<0.00010	<0.00010	<0.00010
	Sodium (Na)-Total (mg/L)	3.07	3.10	<0.10	<0.10
	Strontium (Sr)-Total (mg/L)	0.0218	0.0231	<0.0010	<0.0010
	Tellurium (Te)-Total (mg/L)	<0.0010	<0.0010	<0.0010	<0.0010
	Thallium (Tl)-Total (mg/L)	<0.00030	<0.00030	<0.00030	<0.00030
	Tin (Sn)-Total (mg/L)	<0.0010	<0.0010	<0.0010	<0.0010
	Titanium (Ti)-Total (mg/L)	0.0216	0.0226	<0.0020	<0.0020
	Tungsten (W)-Total (mg/L)	<0.010	<0.010	<0.010	<0.010
	Uranium (U)-Total (mg/L)	<0.0050	<0.0050	<0.0050	<0.0050
	Vanadium (V)-Total (mg/L)	0.0010	0.0011	<0.0010	<0.0010
	Zinc (Zn)-Total (mg/L)	<0.0030	0.0040	<0.0030	<0.0030
	Zirconium (Zr)-Total (mg/L)	<0.0010	<0.0010	<0.0010	<0.0010
<b>Dissolved Metals</b>	Aluminum (Al)-Dissolved (mg/L)	0.0068	0.0076	<0.0050	<0.0050
	Antimony (Sb)-Dissolved (mg/L)	<0.00060	<0.00060	<0.00060	<0.00060
	Arsenic (As)-Dissolved (mg/L)	<0.0010	<0.0010	<0.0010	<0.0010
	Barium (Ba)-Dissolved (mg/L)	<0.010	<0.010	<0.010	<0.010
	Beryllium (Be)-Dissolved (mg/L)	<0.0010	<0.0010	<0.0010	<0.0010
	Bismuth (Bi)-Dissolved (mg/L)	<0.0010	<0.0010	<0.0010	<0.0010
	Boron (B)-Dissolved (mg/L)	<0.050	<0.050	<0.050	<0.050
	Cadmium (Cd)-Dissolved (mg/L)	<0.000017	<0.000017	<0.000017	<0.000017
	Calcium (Ca)-Dissolved (mg/L)	14.5 <sup>RRV</sup>	14.7	<0.20	<0.20
	Chromium (Cr)-Dissolved (mg/L)	<0.0010	<0.0010	<0.0010	<0.0010
	Cobalt (Co)-Dissolved (mg/L)	<0.00050	<0.00050	<0.00050	<0.00050
	Copper (Cu)-Dissolved (mg/L)	0.0014	0.0015	<0.0010	<0.0010
	Iron (Fe)-Dissolved (mg/L)	<0.020	<0.020	<0.020	<0.020
	Lead (Pb)-Dissolved (mg/L)	<0.0010	<0.0010	<0.0010	<0.0010
	Lithium (Li)-Dissolved (mg/L)	<0.050	<0.050	<0.050	<0.050
	Magnesium (Mg)-Dissolved (mg/L)	2.87 <sup>RRV</sup>	2.95 <sup>RRV</sup>	<0.020	<0.020
	Manganese (Mn)-Dissolved (mg/L)	<0.0010	<0.0010	<0.0010	<0.0010
	Mercury (Hg)-Dissolved (mg/L)	<0.000010	<0.000010	<0.000010	<0.000010
	Molybdenum (Mo)-Dissolved (mg/L)	<0.0010	<0.0010	<0.0010	<0.0010
	Nickel (Ni)-Dissolved (mg/L)	<0.0020	<0.0020	<0.0020	<0.0020
	Potassium (K)-Dissolved (mg/L)	0.73	0.75	<0.50	<0.50
	Selenium (Se)-Dissolved (mg/L)	<0.0010	<0.0010	<0.0010	<0.0010
	Silver (Ag)-Dissolved (mg/L)	<0.00010	<0.00010	<0.00010	<0.00010
	Sodium (Na)-Dissolved (mg/L)	2.81 <sup>RRV</sup>	2.89 <sup>RRV</sup>	<0.10	<0.10
	Strontium (Sr)-Dissolved (mg/L)	0.0241	0.0244	<0.0010	<0.0010

\* Please refer to the Reference Information section for an explanation of any qualifiers detected.

# ALS ENVIRONMENTAL ANALYTICAL REPORT

Sample ID Description Sampled Date Sampled Time Client ID	L1211071-1 SURFACEWATE 17-SEP-12 09:04 SW3	L1211071-2 SURFACEWATE 17-SEP-12 09:55 TL3	L1211071-3 SURFACEWATE 17-SEP-12 09:35 SW2	L1211071-4 SURFACEWATE 17-SEP-12 10:05 SW1	L1211071-5 SURFACEWATE 17-SEP-12 10:39 JCTA
<b>Grouping</b>					
<b>Analyte</b>					
<b>WATER</b>					
<b>Dissolved Metals</b>					
Tellurium (Te)-Dissolved (mg/L)	<0.0010	<0.0010	<0.0010	<0.0010	<0.0010
Thallium (Tl)-Dissolved (mg/L)	<0.00030	<0.00030	<0.00030	<0.00030	<0.00030
Tin (Sn)-Dissolved (mg/L)	<0.0010	<0.0010	<0.0010	<0.0010	<0.0010
Titanium (Ti)-Dissolved (mg/L)	<0.0020	<0.0020	<0.0020	<0.0020	<0.0020
Tungsten (W)-Dissolved (mg/L)	<0.010	<0.010	<0.010	<0.010	<0.010
Uranium (U)-Dissolved (mg/L)	<0.0050	<0.0050	<0.0050	<0.0050	<0.0050
Vanadium (V)-Dissolved (mg/L)	<0.0010	<0.0010	<0.0010	<0.0010	<0.0010
Zinc (Zn)-Dissolved (mg/L)	<0.0030	<0.0030	<0.0030	<0.0030	<0.0030
Zirconium (Zr)-Dissolved (mg/L)	<0.0010	<0.0010	<0.0010	<0.0010	<0.0010
<b>Aggregate Organics</b>					
Oil and Grease, Total (mg/L)	<2.0	<2.0	<2.0	<2.0	<2.0

\* Please refer to the Reference Information section for an explanation of any qualifiers detected.

# ALS ENVIRONMENTAL ANALYTICAL REPORT

Sample ID Description Sampled Date Sampled Time Client ID	L1211071-6 SURFACEWATE 17-SEP-12 11:00 TL1A	L1211071-7 SURFACEWATE 17-SEP-12 11:35 SW10	L1211071-8 SURFACEWATE 17-SEP-12 12:03 SW8	L1211071-9 SURFACEWATE 17-SEP-12 12:30 SW7	L1211071-10 SURFACEWATE 18-SEP-12 08:00 SW9																																																						
Grouping	Analyte																																																										
<b>WATER</b>																																																											
<b>Dissolved Metals</b>	<table border="0" style="width: 100%; border-collapse: collapse;"> <tr> <td style="width: 15%;">Tellurium (Te)-Dissolved (mg/L)</td> <td style="width: 15%; text-align: center;">&lt;0.0010</td> <td style="width: 15%; text-align: center;">&lt;0.0010</td> <td style="width: 15%; text-align: center;">&lt;0.0010</td> <td style="width: 15%; text-align: center;">&lt;0.0010</td> <td style="width: 15%; text-align: center;">&lt;0.0010</td> </tr> <tr> <td>Thallium (Tl)-Dissolved (mg/L)</td> <td style="text-align: center;">&lt;0.00030</td> <td style="text-align: center;">&lt;0.00030</td> <td style="text-align: center;">&lt;0.00030</td> <td style="text-align: center;">&lt;0.00030</td> <td style="text-align: center;">&lt;0.00030</td> </tr> <tr> <td>Tin (Sn)-Dissolved (mg/L)</td> <td style="text-align: center;">&lt;0.0010</td> <td style="text-align: center;">&lt;0.0010</td> <td style="text-align: center;">&lt;0.0010</td> <td style="text-align: center;">&lt;0.0010</td> <td style="text-align: center;">&lt;0.0010</td> </tr> <tr> <td>Titanium (Ti)-Dissolved (mg/L)</td> <td style="text-align: center;">&lt;0.0020</td> <td style="text-align: center;">&lt;0.0020</td> <td style="text-align: center;">&lt;0.0020</td> <td style="text-align: center;">&lt;0.0020</td> <td style="text-align: center;">&lt;0.0020</td> </tr> <tr> <td>Tungsten (W)-Dissolved (mg/L)</td> <td style="text-align: center;">&lt;0.010</td> <td style="text-align: center;">&lt;0.010</td> <td style="text-align: center;">&lt;0.010</td> <td style="text-align: center;">&lt;0.010</td> <td style="text-align: center;">&lt;0.010</td> </tr> <tr> <td>Uranium (U)-Dissolved (mg/L)</td> <td style="text-align: center;">&lt;0.0050</td> <td style="text-align: center;">&lt;0.0050</td> <td style="text-align: center;">&lt;0.0050</td> <td style="text-align: center;">&lt;0.0050</td> <td style="text-align: center;">&lt;0.0050</td> </tr> <tr> <td>Vanadium (V)-Dissolved (mg/L)</td> <td style="text-align: center;">&lt;0.0010</td> <td style="text-align: center;">&lt;0.0010</td> <td style="text-align: center;">&lt;0.0010</td> <td style="text-align: center;">&lt;0.0010</td> <td style="text-align: center;">&lt;0.0010</td> </tr> <tr> <td>Zinc (Zn)-Dissolved (mg/L)</td> <td style="text-align: center;">&lt;0.0030</td> <td style="text-align: center;">&lt;0.0030</td> <td style="text-align: center;">&lt;0.0030</td> <td style="text-align: center;">&lt;0.0030</td> <td style="text-align: center;">&lt;0.0030</td> </tr> <tr> <td>Zirconium (Zr)-Dissolved (mg/L)</td> <td style="text-align: center;">&lt;0.0010</td> <td style="text-align: center;">&lt;0.0010</td> <td style="text-align: center;">&lt;0.0010</td> <td style="text-align: center;">&lt;0.0010</td> <td style="text-align: center;">&lt;0.0010</td> </tr> </table>					Tellurium (Te)-Dissolved (mg/L)	<0.0010	<0.0010	<0.0010	<0.0010	<0.0010	Thallium (Tl)-Dissolved (mg/L)	<0.00030	<0.00030	<0.00030	<0.00030	<0.00030	Tin (Sn)-Dissolved (mg/L)	<0.0010	<0.0010	<0.0010	<0.0010	<0.0010	Titanium (Ti)-Dissolved (mg/L)	<0.0020	<0.0020	<0.0020	<0.0020	<0.0020	Tungsten (W)-Dissolved (mg/L)	<0.010	<0.010	<0.010	<0.010	<0.010	Uranium (U)-Dissolved (mg/L)	<0.0050	<0.0050	<0.0050	<0.0050	<0.0050	Vanadium (V)-Dissolved (mg/L)	<0.0010	<0.0010	<0.0010	<0.0010	<0.0010	Zinc (Zn)-Dissolved (mg/L)	<0.0030	<0.0030	<0.0030	<0.0030	<0.0030	Zirconium (Zr)-Dissolved (mg/L)	<0.0010	<0.0010	<0.0010	<0.0010	<0.0010
Tellurium (Te)-Dissolved (mg/L)	<0.0010	<0.0010	<0.0010	<0.0010	<0.0010																																																						
Thallium (Tl)-Dissolved (mg/L)	<0.00030	<0.00030	<0.00030	<0.00030	<0.00030																																																						
Tin (Sn)-Dissolved (mg/L)	<0.0010	<0.0010	<0.0010	<0.0010	<0.0010																																																						
Titanium (Ti)-Dissolved (mg/L)	<0.0020	<0.0020	<0.0020	<0.0020	<0.0020																																																						
Tungsten (W)-Dissolved (mg/L)	<0.010	<0.010	<0.010	<0.010	<0.010																																																						
Uranium (U)-Dissolved (mg/L)	<0.0050	<0.0050	<0.0050	<0.0050	<0.0050																																																						
Vanadium (V)-Dissolved (mg/L)	<0.0010	<0.0010	<0.0010	<0.0010	<0.0010																																																						
Zinc (Zn)-Dissolved (mg/L)	<0.0030	<0.0030	<0.0030	<0.0030	<0.0030																																																						
Zirconium (Zr)-Dissolved (mg/L)	<0.0010	<0.0010	<0.0010	<0.0010	<0.0010																																																						
<b>Aggregate Organics</b>	<table border="0" style="width: 100%; border-collapse: collapse;"> <tr> <td style="width: 15%;">Oil and Grease, Total (mg/L)</td> <td style="width: 15%; text-align: center;">&lt;2.0</td> <td style="width: 15%; text-align: center;">&lt;2.0</td> <td style="width: 15%; text-align: center;">&lt;2.0</td> <td style="width: 15%; text-align: center;">&lt;2.0</td> <td style="width: 15%; text-align: center;">&lt;2.0</td> </tr> </table>					Oil and Grease, Total (mg/L)	<2.0	<2.0	<2.0	<2.0	<2.0																																																
Oil and Grease, Total (mg/L)	<2.0	<2.0	<2.0	<2.0	<2.0																																																						

\* Please refer to the Reference Information section for an explanation of any qualifiers detected.

# ALS ENVIRONMENTAL ANALYTICAL REPORT

	Sample ID	L1211071-11	L1211071-12	L1211071-13	L1211071-14
Description	SURFACEWATE	SURFACEWATE	SURFACEWATE	SURFACEWATE	SURFACEWATE
Sampled Date	18-SEP-12	18-SEP-12	18-SEP-12	18-SEP-12	17-SEP-12
Sampled Time	09:30	09:35	09:40	09:40	
Client ID	SW4	SW444	FIELD BLANK	TRAVEL BLANK	
Grouping	Analyte				
<b>WATER</b>					
<b>Dissolved Metals</b>	Tellurium (Te)-Dissolved (mg/L)	<0.0010	<0.0010	<0.0010	<0.0010
	Thallium (Tl)-Dissolved (mg/L)	<0.00030	<0.00030	<0.00030	<0.00030
	Tin (Sn)-Dissolved (mg/L)	<0.0010	<0.0010	<0.0010	<0.0010
	Titanium (Ti)-Dissolved (mg/L)	<0.0020	<0.0020	<0.0020	<0.0020
	Tungsten (W)-Dissolved (mg/L)	<0.010	<0.010	<0.010	<0.010
	Uranium (U)-Dissolved (mg/L)	<0.0050	<0.0050	<0.0050	<0.0050
	Vanadium (V)-Dissolved (mg/L)	<0.0010	<0.0010	<0.0010	<0.0010
	Zinc (Zn)-Dissolved (mg/L)	<0.0030	<0.0030	<0.0030	<0.0030
	Zirconium (Zr)-Dissolved (mg/L)	<0.0010	<0.0010	<0.0010	<0.0010
<b>Aggregate Organics</b>	Oil and Grease, Total (mg/L)	<2.0	<2.0	<2.0	<2.0

\* Please refer to the Reference Information section for an explanation of any qualifiers detected.

## Reference Information

**QC Samples with Qualifiers & Comments:**

QC Type Description	Parameter	Qualifier	Applies to Sample Number(s)
Matrix Spike	Barium (Ba)-Total	MS-B	L1211071-1, -10, -11, -12, -13, -14, -2, -3, -4, -5, -6, -7, -8, -9
Matrix Spike	Calcium (Ca)-Total	MS-B	L1211071-1, -10, -11, -12, -13, -14, -2, -3, -4, -5, -6, -7, -8, -9
Matrix Spike	Magnesium (Mg)-Total	MS-B	L1211071-1, -10, -11, -12, -13, -14, -2, -3, -4, -5, -6, -7, -8, -9
Matrix Spike	Potassium (K)-Total	MS-B	L1211071-1, -10, -11, -12, -13, -14, -2, -3, -4, -5, -6, -7, -8, -9
Matrix Spike	Sodium (Na)-Total	MS-B	L1211071-1, -10, -11, -12, -13, -14, -2, -3, -4, -5, -6, -7, -8, -9
Matrix Spike	Strontium (Sr)-Total	MS-B	L1211071-1, -10, -11, -12, -13, -14, -2, -3, -4, -5, -6, -7, -8, -9
Matrix Spike	Calcium (Ca)-Total	MS-B	L1211071-1, -10, -11, -12, -13, -14, -2, -3, -4, -5, -6, -7, -8, -9
Matrix Spike	Magnesium (Mg)-Total	MS-B	L1211071-1, -10, -11, -12, -13, -14, -2, -3, -4, -5, -6, -7, -8, -9
Matrix Spike	Manganese (Mn)-Total	MS-B	L1211071-1, -10, -11, -12, -13, -14, -2, -3, -4, -5, -6, -7, -8, -9
Matrix Spike	Strontium (Sr)-Total	MS-B	L1211071-1, -10, -11, -12, -13, -14, -2, -3, -4, -5, -6, -7, -8, -9
Matrix Spike	Calcium (Ca)-Total	MS-B	L1211071-1, -10, -11, -12, -13, -14, -2, -3, -4, -5, -6, -7, -8, -9
Matrix Spike	Magnesium (Mg)-Total	MS-B	L1211071-1, -10, -11, -12, -13, -14, -2, -3, -4, -5, -6, -7, -8, -9
Matrix Spike	Manganese (Mn)-Total	MS-B	L1211071-1, -10, -11, -12, -13, -14, -2, -3, -4, -5, -6, -7, -8, -9
Matrix Spike	Potassium (K)-Total	MS-B	L1211071-1, -10, -11, -12, -13, -14, -2, -3, -4, -5, -6, -7, -8, -9
Matrix Spike	Sodium (Na)-Total	MS-B	L1211071-1, -10, -11, -12, -13, -14, -2, -3, -4, -5, -6, -7, -8, -9
Matrix Spike	Strontium (Sr)-Total	MS-B	L1211071-1, -10, -11, -12, -13, -14, -2, -3, -4, -5, -6, -7, -8, -9
Matrix Spike	Calcium (Ca)-Dissolved	MS-B	L1211071-1, -10, -11, -12, -13, -14, -2, -3, -5, -6, -7, -8, -9
Matrix Spike	Magnesium (Mg)-Dissolved	MS-B	L1211071-1, -10, -11, -12, -13, -14, -2, -3, -5, -6, -7, -8, -9
Matrix Spike	Sodium (Na)-Dissolved	MS-B	L1211071-1, -10, -11, -12, -13, -14, -2, -3, -5, -6, -7, -8, -9
Matrix Spike	Barium (Ba)-Dissolved	MS-B	L1211071-10
Matrix Spike	Calcium (Ca)-Dissolved	MS-B	L1211071-10
Matrix Spike	Magnesium (Mg)-Dissolved	MS-B	L1211071-10
Matrix Spike	Manganese (Mn)-Dissolved	MS-B	L1211071-10
Matrix Spike	Potassium (K)-Dissolved	MS-B	L1211071-10
Matrix Spike	Sodium (Na)-Dissolved	MS-B	L1211071-10
Matrix Spike	Strontium (Sr)-Dissolved	MS-B	L1211071-10

**Qualifiers for Individual Parameters Listed:**

Qualifier	Description
MS-B	Matrix Spike recovery could not be accurately calculated due to high analyte background in sample.
RRV	Reported Result Verified By Repeat Analysis

**Test Method References:**

ALS Test Code	Matrix	Test Description	Method Reference**
<b>ACIDITY-TB</b>	Water	Acidity (as CaCO <sub>3</sub> )	APHA 2310 B-POTENTIOMETRIC TITRATION
Aqueous matrices are analyzed by potentiometry. Acidity reported includes acidity caused by hydrolyzable metals present in the sample.			
<b>ALK-TOT-CAP-TB</b>	Water	Alkalinity, Total (as CaCO <sub>3</sub> )	APHA 2320 B-Auto-Pot. Titration
<b>CL-IC-TB</b>	Water	Anions by Ion Chromatography	EPA 300.1 (modified)
Anions in aqueous matrices are analyzed using ion chromatography with conductivity and/or UV absorbance detectors.			
<b>CN-FREE-CFA-VA</b>	Water	Free Cyanide in water by CFA	ASTM 7237



## Reference Information

This analysis is carried out using procedures adapted from ASTM Method 7237 "Free Cyanide with Flow Injection Analysis (FIA) Utilizing Gas Diffusion Separation and Amperometric Detection". Free cyanide is determined by in-line gas diffusion at pH 6 with final determination by colourimetric analysis.

**CN-TOT-WT**                      Water              Cyanide, Total    APHA 4500CN C E-STRONG ACID DIST COLORIM

Total cyanide is determined by the combination of UV digestion and distillation. Cyanide is converted to cyanogen chloride by reacting with chloramine-T, the cyanogen chloride then reacts with a combination of barbituric acid and isonicotinic acid to form a highly colored complex.

When using this method, high levels of thiocyanate in samples can cause false positives at ~1-2% of the thiocyanate concentration. For samples with detectable cyanide analyzed by this method, ALS recommends analysis for thiocyanate to check for this potential interference

**CN-WAD-WT**                      Water              Cyanide, Weak Acid Diss    APHA 4500CN I-Weak acid Dist Colorimet

Weak acid dissociable cyanide (WAD) is determined by undergoing a distillation procedure. Cyanide is converted to cyanogen chloride by reacting with chloramine-T, the cyanogen chloride then reacts with a combination of barbituric acid and isonicotinic acid to form a highly colored complex.

**EC-CAP-TB**                      Water              Conductivity (EC)    APHA 2510 B-ELECTRODE

**HARDNESS-CALC-TB**              Water              Hardness (as CaCO3)    CALCULATION

**HG-D-CVAF-TB**                      Water              Dissolved Mercury in Water by CVAFS    EPA 245.7

**HG-T-CVAF-TB**                      Water              Total Mercury in Water by CVAFS    EPA 245.7

**MET-D-MS-TB**                      Water              Dissolved Metals by ICPMS    APHA 3030B/EPA 6020A

This analysis involves filtration (APHA 3030B) and analysis by inductively coupled plasma - mass spectrometry (EPA Method 6020A).

**MET-T-MS-TB**                      Water              Total Metals by ICPMS    APHA 3030E/EPA 6020A

This analysis involves preliminary sample treatment by hotblock acid digestion (APHA 3030E). Instrumental analysis is by inductively coupled plasma - mass spectrometry (EPA Method 6020A).

**NH3-COL-TB**                      Water              Ammonia by Discrete Analyzer    APHA 4500-NH3 G. (modified)

Ammonia in aqueous matrices is analyzed using discrete analyzer with colourimetric detection.

**NO2-IC-TB**                      Water              Anions by Ion Chromatography    EPA 300.1 (modified)

Anions in aqueous matrices are analyzed using ion chromatography with conductivity and/or UV absorbance detectors.

**NO3-IC-TB**                      Water              Anions by Ion Chromatography    EPA 300.1 (modified)

Anions in aqueous matrices are analyzed using ion chromatography with conductivity and/or UV absorbance detectors.

**OGG-TOT-WT**                      Water              Oil and Grease, Total    APHA 5520 B

Sample is extracted with hexane, extract is then evaporated and the residue is weighed to determine total oil and grease.

**P-T-COL-TB**                      Water              Total Phosphorus by Discrete Analyzer    APHA 4500-P B, F, G (modified)

Phosphorus in aqueous matrices is analyzed using discrete Analyzer with colourimetric detection.

**PH-CAP-TB**                      Water              pH    APHA 4500-H-ELECTRODE

**SO4-IC-TB**                      Water              Anions by Ion Chromatography    EPA 300.1 (modified)

Anions in aqueous matrices are analyzed using ion chromatography with conductivity and/or UV absorbance detectors.

**SOLIDS-TOTSUS-TB**              Water              Total Suspended Solids    APHA 2540 D (modified)

Aqueous matrices are analyzed using gravimetry

---

\*\* ALS test methods may incorporate modifications from specified reference methods to improve performance.

*The last two letters of the above test code(s) indicate the laboratory that performed analytical analysis for that test. Refer to the list below:*

---

Laboratory Definition Code	Laboratory Location
TB	ALS ENVIRONMENTAL - THUNDER BAY, ONTARIO, CANADA
WT	ALS ENVIRONMENTAL - WATERLOO, ONTARIO, CANADA
VA	ALS ENVIRONMENTAL - VANCOUVER, BRITISH COLUMBIA, CANADA

---

**Chain of Custody Numbers:**

---

## Reference Information

### GLOSSARY OF REPORT TERMS

*Surrogate* - A compound that is similar in behaviour to target analyte(s), but that does not occur naturally in environmental samples. For applicable tests, surrogates are added to samples prior to analysis as a check on recovery.

*mg/kg* - milligrams per kilogram based on dry weight of sample.

*mg/kg wwt* - milligrams per kilogram based on wet weight of sample.

*mg/kg lwt* - milligrams per kilogram based on lipid-adjusted weight of sample.

*mg/L* - milligrams per litre.

*<* - Less than.

*D.L.* - The reported Detection Limit, also known as the Limit of Reporting (LOR).

*N/A* - Result not available. Refer to qualifier code and definition for explanation.

*Test results reported relate only to the samples as received by the laboratory.*

**UNLESS OTHERWISE STATED, ALL SAMPLES WERE RECEIVED IN ACCEPTABLE CONDITION.**

*Analytical results in unsigned test reports with the DRAFT watermark are subject to change, pending final QC review.*



## Quality Control Report

Workorder: L1211071

Report Date: 08-OCT-12

Page 1 of 37

Client: TREASURY METALS INC.  
P.O. Box 789  
Dryden ON P8N 2Z4  
Contact: Mac Potter

Test	Matrix	Reference	Result	Qualifier	Units	RPD	Limit	Analyzed
<b>ACIDITY-TB</b>		<b>Water</b>						
<b>Batch R2441984</b>								
<b>WG1552260-2</b>	<b>LCS</b>							
Acidity (as CaCO3)			102.4		%		85-115	24-SEP-12
<b>WG1552260-5</b>	<b>LCS</b>							
Acidity (as CaCO3)			103.2		%		85-115	24-SEP-12
<b>WG1552260-1</b>	<b>MB</b>							
Acidity (as CaCO3)			<2.0		mg/L		2	24-SEP-12
<b>WG1552260-4</b>	<b>MB</b>							
Acidity (as CaCO3)			<2.0		mg/L		2	24-SEP-12
<b>ALK-TOT-CAP-TB</b>		<b>Water</b>						
<b>Batch R2439529</b>								
<b>WG1549968-6</b>	<b>DUP</b>	<b>L1211071-8</b>						
Alkalinity, Total (as CaCO3)			67.6		mg/L CaCO3	1.3	20	19-SEP-12
<b>WG1549968-2</b>	<b>LCS</b>							
Alkalinity, Total (as CaCO3)			93.7		%		85-115	19-SEP-12
<b>WG1549968-5</b>	<b>LCS</b>							
Alkalinity, Total (as CaCO3)			93.5		%		85-115	19-SEP-12
<b>WG1549968-1</b>	<b>MB</b>							
Alkalinity, Total (as CaCO3)			<5.0		mg/L CaCO3		5	19-SEP-12
<b>WG1549968-4</b>	<b>MB</b>							
Alkalinity, Total (as CaCO3)			<5.0		mg/L CaCO3		5	19-SEP-12
<b>Batch R2440460</b>								
<b>WG1550195-3</b>	<b>DUP</b>	<b>L1211071-10</b>						
Alkalinity, Total (as CaCO3)			163		mg/L CaCO3	1.2	20	20-SEP-12
<b>WG1550195-2</b>	<b>LCS</b>							
Alkalinity, Total (as CaCO3)			92.4		%		85-115	20-SEP-12
<b>WG1550195-5</b>	<b>LCS</b>							
Alkalinity, Total (as CaCO3)			92.4		%		85-115	20-SEP-12
<b>WG1550195-8</b>	<b>LCS</b>							
Alkalinity, Total (as CaCO3)			92.5		%		85-115	20-SEP-12
<b>WG1550195-1</b>	<b>MB</b>							
Alkalinity, Total (as CaCO3)			<5.0		mg/L CaCO3		5	20-SEP-12
<b>WG1550195-4</b>	<b>MB</b>							
Alkalinity, Total (as CaCO3)			<5.0		mg/L CaCO3		5	20-SEP-12
<b>WG1550195-7</b>	<b>MB</b>							
Alkalinity, Total (as CaCO3)			<5.0		mg/L CaCO3		5	20-SEP-12
<b>CL-IC-TB</b>	<b>Water</b>							



## Quality Control Report

Workorder: L1211071

Report Date: 08-OCT-12

Page 2 of 37

Test	Matrix	Reference	Result	Qualifier	Units	RPD	Limit	Analyzed
<b>CL-IC-TB</b>								
<b>Water</b>								
<b>Batch</b>	<b>R2441474</b>							
<b>WG1550591-3</b>	<b>DUP</b>	<b>L1211071-4</b>						
Chloride (Cl)		0.49	0.50		mg/L	1.3	20	19-SEP-12
<b>WG1550591-10</b>	<b>LCS</b>							
Chloride (Cl)			101.0		%		90-110	19-SEP-12
<b>WG1550591-14</b>	<b>LCS</b>							
Chloride (Cl)			100.2		%		90-110	19-SEP-12
<b>WG1550591-18</b>	<b>LCS</b>							
Chloride (Cl)			101.8		%		90-110	19-SEP-12
<b>WG1550591-2</b>	<b>LCS</b>							
Chloride (Cl)			98.9		%		90-110	19-SEP-12
<b>WG1550591-6</b>	<b>LCS</b>							
Chloride (Cl)			100.9		%		90-110	19-SEP-12
<b>WG1550591-1</b>	<b>MB</b>							
Chloride (Cl)			<0.10		mg/L		0.1	19-SEP-12
<b>WG1550591-13</b>	<b>MB</b>							
Chloride (Cl)			<0.10		mg/L		0.1	19-SEP-12
<b>WG1550591-17</b>	<b>MB</b>							
Chloride (Cl)			<0.10		mg/L		0.1	19-SEP-12
<b>WG1550591-5</b>	<b>MB</b>							
Chloride (Cl)			<0.10		mg/L		0.1	19-SEP-12
<b>WG1550591-9</b>	<b>MB</b>							
Chloride (Cl)			<0.10		mg/L		0.1	19-SEP-12
<b>WG1550591-16</b>	<b>MS</b>	<b>L1211053-6</b>						
Chloride (Cl)			107.3		%		75-125	19-SEP-12
<b>WG1550591-4</b>	<b>MS</b>	<b>L1211071-4</b>						
Chloride (Cl)			109.3		%		75-125	19-SEP-12
<b>WG1550591-8</b>	<b>MS</b>	<b>L1211159-1</b>						
Chloride (Cl)			93.0		%		75-125	19-SEP-12
<b>CN-FREE-CFA-VA</b>								
<b>Water</b>								
<b>Batch</b>	<b>R2444687</b>							
<b>WG1554203-27</b>	<b>DUP</b>	<b>L1211071-8</b>						
Cyanide, Free		<0.0050	<0.0050	RPD-NA	mg/L	N/A	20	26-SEP-12
<b>WG1554203-10</b>	<b>LCS</b>							
Cyanide, Free			101.6		%		80-120	26-SEP-12
<b>WG1554203-12</b>	<b>LCS</b>							
Cyanide, Free			101.0		%		80-120	26-SEP-12
<b>WG1554203-16</b>	<b>LCS</b>							
Cyanide, Free			101.4		%		80-120	26-SEP-12
<b>WG1554203-2</b>	<b>LCS</b>							



## Quality Control Report

Workorder: L1211071

Report Date: 08-OCT-12

Page 3 of 37

Test	Matrix	Reference	Result	Qualifier	Units	RPD	Limit	Analyzed
<b>CN-FREE-CFA-VA</b>								
	<b>Water</b>							
<b>Batch</b>	<b>R2444687</b>							
<b>WG1554203-2</b>	<b>LCS</b>							
Cyanide, Free			101.9		%		80-120	26-SEP-12
<b>WG1554203-20</b>	<b>LCS</b>							
Cyanide, Free			101.6		%		80-120	26-SEP-12
<b>WG1554203-26</b>	<b>LCS</b>							
Cyanide, Free			101.6		%		80-120	26-SEP-12
<b>WG1554203-32</b>	<b>LCS</b>							
Cyanide, Free			103.6		%		80-120	26-SEP-12
<b>WG1554203-8</b>	<b>LCS</b>							
Cyanide, Free			101.6		%		80-120	26-SEP-12
<b>WG1554203-1</b>	<b>MB</b>							
Cyanide, Free			<0.0050		mg/L		0.005	26-SEP-12
<b>WG1554203-11</b>	<b>MB</b>							
Cyanide, Free			<0.0050		mg/L		0.005	26-SEP-12
<b>WG1554203-15</b>	<b>MB</b>							
Cyanide, Free			<0.0050		mg/L		0.005	26-SEP-12
<b>WG1554203-19</b>	<b>MB</b>							
Cyanide, Free			<0.0050		mg/L		0.005	26-SEP-12
<b>WG1554203-25</b>	<b>MB</b>							
Cyanide, Free			<0.0050		mg/L		0.005	26-SEP-12
<b>WG1554203-31</b>	<b>MB</b>							
Cyanide, Free			<0.0050		mg/L		0.005	26-SEP-12
<b>WG1554203-7</b>	<b>MB</b>							
Cyanide, Free			<0.0050		mg/L		0.005	26-SEP-12
<b>WG1554203-9</b>	<b>MB</b>							
Cyanide, Free			<0.0050		mg/L		0.005	26-SEP-12
<b>WG1554203-18</b>	<b>MS</b>	<b>L1210258-4</b>						
Cyanide, Free			95.8		%		70-130	26-SEP-12
<b>WG1554203-22</b>	<b>MS</b>	<b>L1210041-1</b>						
Cyanide, Free			97.2		%		70-130	26-SEP-12
<b>WG1554203-24</b>	<b>MS</b>	<b>L1211486-5</b>						
Cyanide, Free			97.3		%		70-130	26-SEP-12
<b>WG1554203-28</b>	<b>MS</b>	<b>L1211071-8</b>						
Cyanide, Free			97.2		%		70-130	26-SEP-12
<b>WG1554203-30</b>	<b>MS</b>	<b>L1211423-2</b>						
Cyanide, Free			98.2		%		70-130	26-SEP-12
<b>CN-TOT-WT</b>	<b>Water</b>							

## Quality Control Report

Workorder: L1211071

Report Date: 08-OCT-12

Page 4 of 37

Test	Matrix	Reference	Result	Qualifier	Units	RPD	Limit	Analyzed
<b>CN-TOT-WT</b>								
<b>Water</b>								
<b>Batch</b>	<b>R2444550</b>							
<b>WG1555111-4</b>	<b>CVS</b>							
Cyanide, Total			95.0		%		85-115	26-SEP-12
<b>WG1555111-5</b>	<b>DUP</b>	<b>L1211071-1</b>						
Cyanide, Total		<0.0020	<0.0020	RPD-NA	mg/L	N/A	20	26-SEP-12
<b>WG1555111-3</b>	<b>LCS</b>							
Cyanide, Total			94.0		%		80-120	26-SEP-12
<b>WG1555111-1</b>	<b>MB</b>							
Cyanide, Total			<0.0020		mg/L		0.002	26-SEP-12
<b>CN-WAD-WT</b>								
<b>Water</b>								
<b>Batch</b>	<b>R2442624</b>							
<b>WG1553093-4</b>	<b>CVS</b>							
Cyanide, Weak Acid Diss			98.5		%		85-115	25-SEP-12
<b>WG1553093-5</b>	<b>DUP</b>	<b>L1211071-1</b>						
Cyanide, Weak Acid Diss		<0.0020	<0.0020	RPD-NA	mg/L	N/A	20	25-SEP-12
<b>WG1553093-3</b>	<b>LCS</b>							
Cyanide, Weak Acid Diss			98.6		%		80-120	25-SEP-12
<b>WG1553093-1</b>	<b>MB</b>							
Cyanide, Weak Acid Diss			<0.0020		mg/L		0.002	25-SEP-12
<b>EC-CAP-TB</b>								
<b>Water</b>								
<b>Batch</b>	<b>R2439529</b>							
<b>WG1549968-6</b>	<b>DUP</b>	<b>L1211071-8</b>						
Conductivity (EC)		158	158		uS/cm	0.2	10	19-SEP-12
<b>WG1549968-2</b>	<b>LCS</b>							
Conductivity (EC)			102.7		%		90-110	19-SEP-12
<b>WG1549968-5</b>	<b>LCS</b>							
Conductivity (EC)			104.0		%		90-110	19-SEP-12
<b>WG1549968-1</b>	<b>MB</b>							
Conductivity (EC)			<3.0		uS/cm		3	19-SEP-12
<b>WG1549968-4</b>	<b>MB</b>							
Conductivity (EC)			<3.0		uS/cm		3	19-SEP-12
<b>Batch</b>	<b>R2440460</b>							
<b>WG1550195-3</b>	<b>DUP</b>	<b>L1211071-10</b>						
Conductivity (EC)		307	307		uS/cm	0.2	10	20-SEP-12
<b>WG1550195-2</b>	<b>LCS</b>							
Conductivity (EC)			101.1		%		90-110	20-SEP-12
<b>WG1550195-5</b>	<b>LCS</b>							
Conductivity (EC)			102.0		%		90-110	20-SEP-12
<b>WG1550195-8</b>	<b>LCS</b>							

## Quality Control Report

Workorder: L1211071

Report Date: 08-OCT-12

Page 5 of 37

Test	Matrix	Reference	Result	Qualifier	Units	RPD	Limit	Analyzed
<b>EC-CAP-TB</b>		<b>Water</b>						
Batch	R2440460							
<b>WG1550195-8</b>	<b>LCS</b>							
Conductivity (EC)			101.6		%		90-110	20-SEP-12
<b>WG1550195-1</b>	<b>MB</b>							
Conductivity (EC)			<3.0		uS/cm		3	20-SEP-12
<b>WG1550195-4</b>	<b>MB</b>							
Conductivity (EC)			<3.0		uS/cm		3	20-SEP-12
<b>WG1550195-7</b>	<b>MB</b>							
Conductivity (EC)			<3.0		uS/cm		3	20-SEP-12
<b>HG-D-CVAF-TB</b>		<b>Water</b>						
Batch	R2439686							
<b>WG1550285-3</b>	<b>DUP</b>	<b>L1211071-11</b>						
Mercury (Hg)-Dissolved		<0.000010	<0.000010	RPD-NA	mg/L	N/A	20	20-SEP-12
<b>WG1550285-2</b>	<b>LCS</b>							
Mercury (Hg)-Dissolved			96.5		%		80-120	20-SEP-12
<b>WG1550285-6</b>	<b>LCS</b>							
Mercury (Hg)-Dissolved			91.5		%		80-120	20-SEP-12
<b>WG1550285-1</b>	<b>MB</b>							
Mercury (Hg)-Dissolved			<0.000010		mg/L		0.00001	20-SEP-12
<b>WG1550285-5</b>	<b>MB</b>							
Mercury (Hg)-Dissolved			<0.000010		mg/L		0.00001	20-SEP-12
<b>WG1550285-4</b>	<b>MS</b>	<b>L1211071-11</b>						
Mercury (Hg)-Dissolved			95.7		%		70-130	20-SEP-12
<b>WG1550285-8</b>	<b>MS</b>	<b>L1211049-11</b>						
Mercury (Hg)-Dissolved			88.1		%		70-130	20-SEP-12
<b>HG-T-CVAF-TB</b>		<b>Water</b>						
Batch	R2439665							
<b>WG1550283-5</b>	<b>DUP</b>	<b>L1211071-10</b>						
Mercury (Hg)-Total		<0.000010	<0.000010	RPD-NA	mg/L	N/A	20	20-SEP-12
<b>WG1550283-2</b>	<b>LCS</b>							
Mercury (Hg)-Total			99.2		%		80-120	20-SEP-12
<b>WG1550283-8</b>	<b>LCS</b>							
Mercury (Hg)-Total			96.5		%		80-120	20-SEP-12
<b>WG1550283-1</b>	<b>MB</b>							
Mercury (Hg)-Total			<0.000010		mg/L		0.00001	20-SEP-12
<b>WG1550283-7</b>	<b>MB</b>							
Mercury (Hg)-Total			<0.000010		mg/L		0.00001	20-SEP-12
<b>WG1550283-10</b>	<b>MS</b>	<b>L1211812-6</b>						
Mercury (Hg)-Total			95.3		%		70-130	20-SEP-12

## Quality Control Report

Workorder: L1211071

Report Date: 08-OCT-12

Page 6 of 37

Test	Matrix	Reference	Result	Qualifier	Units	RPD	Limit	Analyzed
<b>HG-T-CVAF-TB</b>								
	<b>Water</b>							
<b>Batch</b>	<b>R2439665</b>							
<b>WG1550283-6 MS</b>		<b>L1211071-10</b>						
Mercury (Hg)-Total			96.3		%		70-130	20-SEP-12
<b>MET-D-MS-TB</b>								
	<b>Water</b>							
<b>Batch</b>	<b>R2444871</b>							
<b>WG1553052-2 LCS</b>								
Aluminum (Al)-Dissolved			94.0		%		80-120	25-SEP-12
Antimony (Sb)-Dissolved			99.4		%		80-120	25-SEP-12
Arsenic (As)-Dissolved			98.6		%		80-120	25-SEP-12
Barium (Ba)-Dissolved			99.4		%		80-120	25-SEP-12
Beryllium (Be)-Dissolved			94.9		%		80-120	25-SEP-12
Bismuth (Bi)-Dissolved			101.9		%		80-120	25-SEP-12
Boron (B)-Dissolved			88.3		%		80-120	25-SEP-12
Cadmium (Cd)-Dissolved			100.9		%		80-120	25-SEP-12
Calcium (Ca)-Dissolved			102.5		%		80-120	25-SEP-12
Chromium (Cr)-Dissolved			101.0		%		80-120	25-SEP-12
Cobalt (Co)-Dissolved			98.5		%		80-120	25-SEP-12
Copper (Cu)-Dissolved			97.7		%		80-120	25-SEP-12
Iron (Fe)-Dissolved			89.4		%		80-120	25-SEP-12
Lead (Pb)-Dissolved			97.7		%		80-120	25-SEP-12
Lithium (Li)-Dissolved			100.7		%		80-120	25-SEP-12
Magnesium (Mg)-Dissolved			112.4		%		80-120	25-SEP-12
Manganese (Mn)-Dissolved			103.8		%		80-120	25-SEP-12
Molybdenum (Mo)-Dissolved			98.2		%		80-120	25-SEP-12
Nickel (Ni)-Dissolved			100.2		%		80-120	25-SEP-12
Potassium (K)-Dissolved			99.6		%		80-120	25-SEP-12
Selenium (Se)-Dissolved			107.8		%		80-120	25-SEP-12
Silver (Ag)-Dissolved			101.6		%		80-120	25-SEP-12
Sodium (Na)-Dissolved			104.3		%		80-120	25-SEP-12
Strontium (Sr)-Dissolved			97.0		%		80-120	25-SEP-12
Tellurium (Te)-Dissolved			104.9		%		80-120	25-SEP-12
Thallium (Tl)-Dissolved			100.1		%		80-120	25-SEP-12
Tin (Sn)-Dissolved			98.2		%		80-120	25-SEP-12
Titanium (Ti)-Dissolved			97.8		%		80-120	25-SEP-12
Tungsten (W)-Dissolved			98.3		%		80-120	25-SEP-12



## Quality Control Report

Workorder: L1211071

Report Date: 08-OCT-12

Page 7 of 37

Test	Matrix	Reference	Result	Qualifier	Units	RPD	Limit	Analyzed
<b>MET-D-MS-TB</b>								
	<b>Water</b>							
<b>Batch</b>	<b>R2444871</b>							
<b>WG1553052-2</b>	<b>LCS</b>							
Uranium (U)-Dissolved			97.0		%		80-120	25-SEP-12
Vanadium (V)-Dissolved			99.7		%		80-120	25-SEP-12
Zinc (Zn)-Dissolved			104.3		%		80-120	25-SEP-12
Zirconium (Zr)-Dissolved			91.1		%		80-120	25-SEP-12
<b>WG1553052-6</b>	<b>LCS</b>							
Aluminum (Al)-Dissolved			93.0		%		80-120	25-SEP-12
Antimony (Sb)-Dissolved			97.8		%		80-120	25-SEP-12
Arsenic (As)-Dissolved			97.4		%		80-120	25-SEP-12
Barium (Ba)-Dissolved			97.4		%		80-120	25-SEP-12
Beryllium (Be)-Dissolved			93.8		%		80-120	25-SEP-12
Bismuth (Bi)-Dissolved			102.7		%		80-120	25-SEP-12
Boron (B)-Dissolved			90.9		%		80-120	25-SEP-12
Cadmium (Cd)-Dissolved			98.5		%		80-120	25-SEP-12
Calcium (Ca)-Dissolved			100.4		%		80-120	25-SEP-12
Chromium (Cr)-Dissolved			99.8		%		80-120	25-SEP-12
Cobalt (Co)-Dissolved			95.9		%		80-120	25-SEP-12
Copper (Cu)-Dissolved			94.4		%		80-120	25-SEP-12
Iron (Fe)-Dissolved			95.3		%		80-120	25-SEP-12
Lead (Pb)-Dissolved			98.2		%		80-120	25-SEP-12
Lithium (Li)-Dissolved			91.8		%		80-120	25-SEP-12
Magnesium (Mg)-Dissolved			108.0		%		80-120	25-SEP-12
Manganese (Mn)-Dissolved			101.3		%		80-120	25-SEP-12
Molybdenum (Mo)-Dissolved			97.9		%		80-120	25-SEP-12
Nickel (Ni)-Dissolved			97.6		%		80-120	25-SEP-12
Potassium (K)-Dissolved			96.4		%		80-120	25-SEP-12
Selenium (Se)-Dissolved			115.9		%		80-120	25-SEP-12
Silver (Ag)-Dissolved			100.4		%		80-120	25-SEP-12
Sodium (Na)-Dissolved			101.5		%		80-120	25-SEP-12
Strontium (Sr)-Dissolved			97.3		%		80-120	25-SEP-12
Tellurium (Te)-Dissolved			101.2		%		80-120	25-SEP-12
Thallium (Tl)-Dissolved			97.9		%		80-120	25-SEP-12
Tin (Sn)-Dissolved			96.9		%		80-120	25-SEP-12
Titanium (Ti)-Dissolved			97.6		%		80-120	25-SEP-12
Tungsten (W)-Dissolved			96.9		%		80-120	25-SEP-12

## Quality Control Report

Workorder: L1211071

Report Date: 08-OCT-12

Page 8 of 37

Test	Matrix	Reference	Result	Qualifier	Units	RPD	Limit	Analyzed
<b>MET-D-MS-TB</b>		<b>Water</b>						
<b>Batch</b>	<b>R2444871</b>							
<b>WG1553052-6</b>	<b>LCS</b>							
Uranium (U)-Dissolved			94.5		%		80-120	25-SEP-12
Vanadium (V)-Dissolved			98.7		%		80-120	25-SEP-12
Zinc (Zn)-Dissolved			101.3		%		80-120	25-SEP-12
Zirconium (Zr)-Dissolved			92.3		%		80-120	25-SEP-12
<b>WG1553052-1</b>	<b>MB</b>							
Aluminum (Al)-Dissolved			<0.0050		mg/L		0.005	25-SEP-12
Antimony (Sb)-Dissolved			<0.00060		mg/L		0.0006	25-SEP-12
Arsenic (As)-Dissolved			<0.0010		mg/L		0.001	25-SEP-12
Barium (Ba)-Dissolved			<0.010		mg/L		0.01	25-SEP-12
Beryllium (Be)-Dissolved			<0.0010		mg/L		0.001	25-SEP-12
Bismuth (Bi)-Dissolved			<0.0010		mg/L		0.001	25-SEP-12
Boron (B)-Dissolved			<0.050		mg/L		0.05	25-SEP-12
Cadmium (Cd)-Dissolved			<0.000017		mg/L		0.000017	25-SEP-12
Calcium (Ca)-Dissolved			<0.20		mg/L		0.2	25-SEP-12
Chromium (Cr)-Dissolved			<0.0010		mg/L		0.001	25-SEP-12
Cobalt (Co)-Dissolved			<0.00050		mg/L		0.0005	25-SEP-12
Copper (Cu)-Dissolved			<0.0010		mg/L		0.001	25-SEP-12
Iron (Fe)-Dissolved			<0.020		mg/L		0.02	25-SEP-12
Lead (Pb)-Dissolved			<0.0010		mg/L		0.001	25-SEP-12
Lithium (Li)-Dissolved			<0.050		mg/L		0.05	25-SEP-12
Magnesium (Mg)-Dissolved			<0.020		mg/L		0.02	25-SEP-12
Manganese (Mn)-Dissolved			<0.0010		mg/L		0.001	25-SEP-12
Molybdenum (Mo)-Dissolved			<0.0010		mg/L		0.001	25-SEP-12
Nickel (Ni)-Dissolved			<0.0020		mg/L		0.002	25-SEP-12
Potassium (K)-Dissolved			<0.50		mg/L		0.5	25-SEP-12
Selenium (Se)-Dissolved			<0.0010		mg/L		0.001	25-SEP-12
Silver (Ag)-Dissolved			<0.00010		mg/L		0.0001	25-SEP-12
Sodium (Na)-Dissolved			<0.10		mg/L		0.1	25-SEP-12
Strontium (Sr)-Dissolved			<0.0010		mg/L		0.001	25-SEP-12
Tellurium (Te)-Dissolved			<0.0010		mg/L		0.001	25-SEP-12
Thallium (Tl)-Dissolved			<0.00030		mg/L		0.0003	25-SEP-12
Tin (Sn)-Dissolved			<0.0010		mg/L		0.001	25-SEP-12
Titanium (Ti)-Dissolved			<0.0020		mg/L		0.002	25-SEP-12
Tungsten (W)-Dissolved			<0.010		mg/L		0.01	25-SEP-12



## Quality Control Report

Workorder: L1211071

Report Date: 08-OCT-12

Page 9 of 37

Test	Matrix	Reference	Result	Qualifier	Units	RPD	Limit	Analyzed
<b>MET-D-MS-TB</b>		<b>Water</b>						
<b>Batch</b>	<b>R2444871</b>							
<b>WG1553052-1 MB</b>								
Uranium (U)-Dissolved			<0.0050		mg/L		0.005	25-SEP-12
Vanadium (V)-Dissolved			<0.0010		mg/L		0.001	25-SEP-12
Zinc (Zn)-Dissolved			<0.0030		mg/L		0.003	25-SEP-12
Zirconium (Zr)-Dissolved			<0.0010		mg/L		0.001	25-SEP-12
<b>WG1553052-5 MB</b>								
Aluminum (Al)-Dissolved			<0.0050		mg/L		0.005	25-SEP-12
Antimony (Sb)-Dissolved			<0.00060		mg/L		0.0006	25-SEP-12
Arsenic (As)-Dissolved			<0.0010		mg/L		0.001	25-SEP-12
Barium (Ba)-Dissolved			<0.010		mg/L		0.01	25-SEP-12
Beryllium (Be)-Dissolved			<0.0010		mg/L		0.001	25-SEP-12
Bismuth (Bi)-Dissolved			<0.0010		mg/L		0.001	25-SEP-12
Boron (B)-Dissolved			<0.050		mg/L		0.05	25-SEP-12
Cadmium (Cd)-Dissolved			<0.000017		mg/L		0.000017	25-SEP-12
Calcium (Ca)-Dissolved			<0.20		mg/L		0.2	25-SEP-12
Chromium (Cr)-Dissolved			<0.0010		mg/L		0.001	25-SEP-12
Cobalt (Co)-Dissolved			<0.00050		mg/L		0.0005	25-SEP-12
Copper (Cu)-Dissolved			<0.0010		mg/L		0.001	25-SEP-12
Iron (Fe)-Dissolved			<0.020		mg/L		0.02	25-SEP-12
Lead (Pb)-Dissolved			<0.0010		mg/L		0.001	25-SEP-12
Lithium (Li)-Dissolved			<0.050		mg/L		0.05	25-SEP-12
Magnesium (Mg)-Dissolved			<0.020		mg/L		0.02	25-SEP-12
Manganese (Mn)-Dissolved			<0.0010		mg/L		0.001	25-SEP-12
Molybdenum (Mo)-Dissolved			<0.0010		mg/L		0.001	25-SEP-12
Nickel (Ni)-Dissolved			<0.0020		mg/L		0.002	25-SEP-12
Potassium (K)-Dissolved			<0.50		mg/L		0.5	25-SEP-12
Selenium (Se)-Dissolved			<0.0010		mg/L		0.001	25-SEP-12
Silver (Ag)-Dissolved			<0.00010		mg/L		0.0001	25-SEP-12
Sodium (Na)-Dissolved			<0.10		mg/L		0.1	25-SEP-12
Strontium (Sr)-Dissolved			<0.0010		mg/L		0.001	25-SEP-12
Tellurium (Te)-Dissolved			<0.0010		mg/L		0.001	25-SEP-12
Thallium (Tl)-Dissolved			<0.00030		mg/L		0.0003	25-SEP-12
Tin (Sn)-Dissolved			<0.0010		mg/L		0.001	25-SEP-12
Titanium (Ti)-Dissolved			<0.0020		mg/L		0.002	25-SEP-12
Tungsten (W)-Dissolved			<0.010		mg/L		0.01	25-SEP-12



## Quality Control Report

Workorder: L1211071

Report Date: 08-OCT-12

Page 10 of 37

Test	Matrix	Reference	Result	Qualifier	Units	RPD	Limit	Analyzed
<b>MET-D-MS-TB</b>								
	<b>Water</b>							
<b>Batch</b>	<b>R2444871</b>							
<b>WG1553052-5</b>	<b>MB</b>							
Uranium (U)-Dissolved			<0.0050		mg/L		0.005	25-SEP-12
Vanadium (V)-Dissolved			<0.0010		mg/L		0.001	25-SEP-12
Zinc (Zn)-Dissolved			<0.0030		mg/L		0.003	25-SEP-12
Zirconium (Zr)-Dissolved			<0.0010		mg/L		0.001	25-SEP-12
<b>WG1553052-8</b>	<b>MS</b>	<b>L1211812-1</b>						
Aluminum (Al)-Dissolved			95.4		%		70-130	25-SEP-12
Antimony (Sb)-Dissolved			101.4		%		70-130	25-SEP-12
Arsenic (As)-Dissolved			100.1		%		70-130	25-SEP-12
Beryllium (Be)-Dissolved			98.4		%		70-130	25-SEP-12
Bismuth (Bi)-Dissolved			92.9		%		70-130	25-SEP-12
Boron (B)-Dissolved			102.9		%		70-130	25-SEP-12
Cadmium (Cd)-Dissolved			125.9		%		70-130	25-SEP-12
Calcium (Ca)-Dissolved			N/A	MS-B	%		-	25-SEP-12
Chromium (Cr)-Dissolved			98.8		%		70-130	25-SEP-12
Cobalt (Co)-Dissolved			97.8		%		70-130	25-SEP-12
Copper (Cu)-Dissolved			96.4		%		70-130	25-SEP-12
Iron (Fe)-Dissolved			90.3		%		70-130	25-SEP-12
Lead (Pb)-Dissolved			98.9		%		70-130	25-SEP-12
Lithium (Li)-Dissolved			101.6		%		70-130	25-SEP-12
Magnesium (Mg)-Dissolved			N/A	MS-B	%		-	25-SEP-12
Manganese (Mn)-Dissolved			121.0		%		70-130	25-SEP-12
Molybdenum (Mo)-Dissolved			96.1		%		70-130	25-SEP-12
Nickel (Ni)-Dissolved			97.2		%		70-130	25-SEP-12
Potassium (K)-Dissolved			99.1		%		70-130	25-SEP-12
Selenium (Se)-Dissolved			102.4		%		70-130	25-SEP-12
Silver (Ag)-Dissolved			101.0		%		70-130	25-SEP-12
Sodium (Na)-Dissolved			N/A	MS-B	%		-	25-SEP-12
Strontium (Sr)-Dissolved			93.9		%		70-130	25-SEP-12
Tellurium (Te)-Dissolved			104.1		%		70-130	25-SEP-12
Thallium (Tl)-Dissolved			96.5		%		70-130	25-SEP-12
Tin (Sn)-Dissolved			100.6		%		70-130	25-SEP-12
Titanium (Ti)-Dissolved			99.96		%		70-130	25-SEP-12
Tungsten (W)-Dissolved			97.8		%		70-130	25-SEP-12
Uranium (U)-Dissolved			101.0		%		70-130	25-SEP-12

## Quality Control Report

Workorder: L1211071

Report Date: 08-OCT-12

Page 11 of 37

Test	Matrix	Reference	Result	Qualifier	Units	RPD	Limit	Analyzed
<b>MET-D-MS-TB</b>								
	<b>Water</b>							
<b>Batch</b>	<b>R2444871</b>							
<b>WG1553052-8 MS</b>		<b>L1211812-1</b>						
Vanadium (V)-Dissolved			101.4		%		70-130	25-SEP-12
Zinc (Zn)-Dissolved			102.4		%		70-130	25-SEP-12
Zirconium (Zr)-Dissolved			94.0		%		70-130	25-SEP-12
<b>Batch</b>	<b>R2446803</b>							
<b>WG1557363-2 LCS</b>								
Aluminum (Al)-Dissolved			91.5		%		80-120	28-SEP-12
Antimony (Sb)-Dissolved			97.1		%		80-120	28-SEP-12
Arsenic (As)-Dissolved			92.3		%		80-120	28-SEP-12
Barium (Ba)-Dissolved			98.6		%		80-120	28-SEP-12
Beryllium (Be)-Dissolved			94.6		%		80-120	28-SEP-12
Bismuth (Bi)-Dissolved			96.4		%		80-120	28-SEP-12
Boron (B)-Dissolved			89.3		%		80-120	28-SEP-12
Cadmium (Cd)-Dissolved			98.5		%		80-120	28-SEP-12
Calcium (Ca)-Dissolved			95.7		%		80-120	28-SEP-12
Chromium (Cr)-Dissolved			97.6		%		80-120	28-SEP-12
Cobalt (Co)-Dissolved			94.4		%		80-120	28-SEP-12
Copper (Cu)-Dissolved			90.6		%		80-120	28-SEP-12
Iron (Fe)-Dissolved			99.7		%		80-120	28-SEP-12
Lead (Pb)-Dissolved			94.0		%		80-120	28-SEP-12
Lithium (Li)-Dissolved			86.6		%		80-120	28-SEP-12
Magnesium (Mg)-Dissolved			96.7		%		80-120	28-SEP-12
Manganese (Mn)-Dissolved			95.6		%		80-120	28-SEP-12
Molybdenum (Mo)-Dissolved			94.7		%		80-120	28-SEP-12
Nickel (Ni)-Dissolved			94.3		%		80-120	28-SEP-12
Potassium (K)-Dissolved			95.7		%		80-120	28-SEP-12
Selenium (Se)-Dissolved			102.4		%		80-120	28-SEP-12
Silver (Ag)-Dissolved			101.4		%		80-120	28-SEP-12
Sodium (Na)-Dissolved			96.2		%		80-120	28-SEP-12
Strontium (Sr)-Dissolved			95.8		%		80-120	28-SEP-12
Tellurium (Te)-Dissolved			98.9		%		80-120	28-SEP-12
Thallium (Tl)-Dissolved			94.8		%		80-120	28-SEP-12
Tin (Sn)-Dissolved			96.3		%		80-120	28-SEP-12
Titanium (Ti)-Dissolved			94.9		%		80-120	28-SEP-12
Tungsten (W)-Dissolved			95.4		%		80-120	28-SEP-12

## Quality Control Report

Workorder: L1211071

Report Date: 08-OCT-12

Page 12 of 37

Test	Matrix	Reference	Result	Qualifier	Units	RPD	Limit	Analyzed
<b>MET-D-MS-TB</b>		<b>Water</b>						
<b>Batch</b>	<b>R2446803</b>							
<b>WG1557363-2 LCS</b>								
Uranium (U)-Dissolved			93.4		%		80-120	28-SEP-12
Vanadium (V)-Dissolved			95.2		%		80-120	28-SEP-12
Zinc (Zn)-Dissolved			94.7		%		80-120	28-SEP-12
Zirconium (Zr)-Dissolved			90.8		%		80-120	28-SEP-12
<b>WG1557363-1 MB</b>								
Aluminum (Al)-Dissolved			<0.0050		mg/L		0.005	28-SEP-12
Antimony (Sb)-Dissolved			<0.00060		mg/L		0.0006	28-SEP-12
Arsenic (As)-Dissolved			<0.0010		mg/L		0.001	28-SEP-12
Barium (Ba)-Dissolved			<0.010		mg/L		0.01	28-SEP-12
Beryllium (Be)-Dissolved			<0.0010		mg/L		0.001	28-SEP-12
Bismuth (Bi)-Dissolved			<0.0010		mg/L		0.001	28-SEP-12
Boron (B)-Dissolved			<0.050		mg/L		0.05	28-SEP-12
Cadmium (Cd)-Dissolved			<0.000017		mg/L		0.000017	28-SEP-12
Calcium (Ca)-Dissolved			<0.20		mg/L		0.2	28-SEP-12
Chromium (Cr)-Dissolved			<0.0010		mg/L		0.001	28-SEP-12
Cobalt (Co)-Dissolved			<0.00050		mg/L		0.0005	28-SEP-12
Copper (Cu)-Dissolved			<0.0010		mg/L		0.001	28-SEP-12
Iron (Fe)-Dissolved			<0.020		mg/L		0.02	28-SEP-12
Lead (Pb)-Dissolved			<0.0010		mg/L		0.001	28-SEP-12
Lithium (Li)-Dissolved			<0.050		mg/L		0.05	28-SEP-12
Magnesium (Mg)-Dissolved			<0.020		mg/L		0.02	28-SEP-12
Manganese (Mn)-Dissolved			<0.0010		mg/L		0.001	28-SEP-12
Molybdenum (Mo)-Dissolved			<0.0010		mg/L		0.001	28-SEP-12
Nickel (Ni)-Dissolved			<0.0020		mg/L		0.002	28-SEP-12
Potassium (K)-Dissolved			<0.50		mg/L		0.5	28-SEP-12
Selenium (Se)-Dissolved			<0.0010		mg/L		0.001	28-SEP-12
Silver (Ag)-Dissolved			<0.00010		mg/L		0.0001	28-SEP-12
Sodium (Na)-Dissolved			<0.10		mg/L		0.1	28-SEP-12
Strontium (Sr)-Dissolved			<0.0010		mg/L		0.001	28-SEP-12
Tellurium (Te)-Dissolved			<0.0010		mg/L		0.001	28-SEP-12
Thallium (Tl)-Dissolved			<0.00030		mg/L		0.0003	28-SEP-12
Tin (Sn)-Dissolved			<0.0010		mg/L		0.001	28-SEP-12
Titanium (Ti)-Dissolved			<0.0020		mg/L		0.002	28-SEP-12
Tungsten (W)-Dissolved			<0.010		mg/L		0.01	28-SEP-12

## Quality Control Report

Workorder: L1211071

Report Date: 08-OCT-12

Page 13 of 37

Test	Matrix	Reference	Result	Qualifier	Units	RPD	Limit	Analyzed
<b>MET-D-MS-TB</b>								
	<b>Water</b>							
<b>Batch</b>	<b>R2446803</b>							
<b>WG1557363-1</b>	<b>MB</b>							
Uranium (U)-Dissolved			<0.0050		mg/L		0.005	28-SEP-12
Vanadium (V)-Dissolved			<0.0010		mg/L		0.001	28-SEP-12
Zinc (Zn)-Dissolved			<0.0030		mg/L		0.003	28-SEP-12
Zirconium (Zr)-Dissolved			<0.0010		mg/L		0.001	28-SEP-12
<b>Batch</b>	<b>R2450603</b>							
<b>WG1558237-2</b>	<b>LCS</b>							
Aluminum (Al)-Dissolved			95.3		%		80-120	02-OCT-12
Antimony (Sb)-Dissolved			101.7		%		80-120	02-OCT-12
Arsenic (As)-Dissolved			99.9		%		80-120	02-OCT-12
Barium (Ba)-Dissolved			100.0		%		80-120	02-OCT-12
Beryllium (Be)-Dissolved			95.4		%		80-120	02-OCT-12
Bismuth (Bi)-Dissolved			102.5		%		80-120	02-OCT-12
Boron (B)-Dissolved			91.2		%		80-120	02-OCT-12
Cadmium (Cd)-Dissolved			104.2		%		80-120	02-OCT-12
Calcium (Ca)-Dissolved			94.3		%		80-120	02-OCT-12
Chromium (Cr)-Dissolved			103.2		%		80-120	02-OCT-12
Cobalt (Co)-Dissolved			103.2		%		80-120	02-OCT-12
Copper (Cu)-Dissolved			103.0		%		80-120	02-OCT-12
Iron (Fe)-Dissolved			108.7		%		80-120	02-OCT-12
Lead (Pb)-Dissolved			101.1		%		80-120	02-OCT-12
Lithium (Li)-Dissolved			117.1		%		80-120	02-OCT-12
Magnesium (Mg)-Dissolved			105.4		%		80-120	02-OCT-12
Manganese (Mn)-Dissolved			104.2		%		80-120	02-OCT-12
Molybdenum (Mo)-Dissolved			99.0		%		80-120	02-OCT-12
Nickel (Ni)-Dissolved			102.1		%		80-120	02-OCT-12
Potassium (K)-Dissolved			96.2		%		80-120	02-OCT-12
Selenium (Se)-Dissolved			106.4		%		80-120	02-OCT-12
Silver (Ag)-Dissolved			104.6		%		80-120	02-OCT-12
Sodium (Na)-Dissolved			101.0		%		80-120	02-OCT-12
Strontium (Sr)-Dissolved			97.6		%		80-120	02-OCT-12
Tellurium (Te)-Dissolved			104.3		%		80-120	02-OCT-12
Thallium (Tl)-Dissolved			100.1		%		80-120	02-OCT-12
Tin (Sn)-Dissolved			101.0		%		80-120	02-OCT-12
Titanium (Ti)-Dissolved			100.9		%		80-120	02-OCT-12

## Quality Control Report

Workorder: L1211071

Report Date: 08-OCT-12

Page 14 of 37

Test	Matrix	Reference	Result	Qualifier	Units	RPD	Limit	Analyzed
<b>MET-D-MS-TB</b>								
	<b>Water</b>							
<b>Batch</b>	<b>R2450603</b>							
<b>WG1558237-2</b>	<b>LCS</b>							
Tungsten (W)-Dissolved			97.6		%		80-120	02-OCT-12
Uranium (U)-Dissolved			104.6		%		80-120	02-OCT-12
Vanadium (V)-Dissolved			102.4		%		80-120	02-OCT-12
Zinc (Zn)-Dissolved			103.4		%		80-120	02-OCT-12
Zirconium (Zr)-Dissolved			99.2		%		80-120	02-OCT-12
<b>WG1558237-6</b>	<b>LCS</b>							
Aluminum (Al)-Dissolved			99.1		%		80-120	02-OCT-12
Antimony (Sb)-Dissolved			103.9		%		80-120	02-OCT-12
Arsenic (As)-Dissolved			103.5		%		80-120	02-OCT-12
Barium (Ba)-Dissolved			101.4		%		80-120	02-OCT-12
Beryllium (Be)-Dissolved			114.1		%		80-120	02-OCT-12
Bismuth (Bi)-Dissolved			105.7		%		80-120	02-OCT-12
Boron (B)-Dissolved			88.1		%		80-120	02-OCT-12
Cadmium (Cd)-Dissolved			105.0		%		80-120	02-OCT-12
Calcium (Ca)-Dissolved			100.0		%		80-120	02-OCT-12
Chromium (Cr)-Dissolved			104.3		%		80-120	02-OCT-12
Cobalt (Co)-Dissolved			105.7		%		80-120	02-OCT-12
Copper (Cu)-Dissolved			106.3		%		80-120	02-OCT-12
Iron (Fe)-Dissolved			112.2		%		80-120	02-OCT-12
Lead (Pb)-Dissolved			104.2		%		80-120	02-OCT-12
Lithium (Li)-Dissolved			117.7		%		80-120	02-OCT-12
Magnesium (Mg)-Dissolved			110.3		%		80-120	02-OCT-12
Manganese (Mn)-Dissolved			104.3		%		80-120	02-OCT-12
Molybdenum (Mo)-Dissolved			101.8		%		80-120	02-OCT-12
Nickel (Ni)-Dissolved			102.8		%		80-120	02-OCT-12
Potassium (K)-Dissolved			100.3		%		80-120	02-OCT-12
Selenium (Se)-Dissolved			102.2		%		80-120	02-OCT-12
Silver (Ag)-Dissolved			109.5		%		80-120	02-OCT-12
Sodium (Na)-Dissolved			105.6		%		80-120	02-OCT-12
Strontium (Sr)-Dissolved			102.2		%		80-120	02-OCT-12
Tellurium (Te)-Dissolved			101.0		%		80-120	02-OCT-12
Thallium (Tl)-Dissolved			105.0		%		80-120	02-OCT-12
Tin (Sn)-Dissolved			101.4		%		80-120	02-OCT-12
Titanium (Ti)-Dissolved			101.0		%		80-120	02-OCT-12





## Quality Control Report

Workorder: L1211071

Report Date: 08-OCT-12

Page 15 of 37

Test	Matrix	Reference	Result	Qualifier	Units	RPD	Limit	Analyzed
<b>MET-D-MS-TB</b>		<b>Water</b>						
<b>Batch</b>	<b>R2450603</b>							
<b>WG1558237-6</b>	<b>LCS</b>							
Tungsten (W)-Dissolved			100.0		%		80-120	02-OCT-12
Uranium (U)-Dissolved			104.9		%		80-120	02-OCT-12
Vanadium (V)-Dissolved			104.3		%		80-120	02-OCT-12
Zinc (Zn)-Dissolved			106.2		%		80-120	02-OCT-12
Zirconium (Zr)-Dissolved			101.8		%		80-120	02-OCT-12
<b>WG1558237-1</b>	<b>MB</b>							
Aluminum (Al)-Dissolved			<0.0050		mg/L		0.005	02-OCT-12
Antimony (Sb)-Dissolved			<0.00060		mg/L		0.0006	02-OCT-12
Arsenic (As)-Dissolved			<0.0010		mg/L		0.001	02-OCT-12
Barium (Ba)-Dissolved			<0.010		mg/L		0.01	02-OCT-12
Beryllium (Be)-Dissolved			<0.0010		mg/L		0.001	02-OCT-12
Bismuth (Bi)-Dissolved			<0.0010		mg/L		0.001	02-OCT-12
Boron (B)-Dissolved			<0.050		mg/L		0.05	02-OCT-12
Cadmium (Cd)-Dissolved			<0.000017		mg/L		0.000017	02-OCT-12
Calcium (Ca)-Dissolved			<0.20		mg/L		0.2	02-OCT-12
Chromium (Cr)-Dissolved			<0.0010		mg/L		0.001	02-OCT-12
Cobalt (Co)-Dissolved			<0.00050		mg/L		0.0005	02-OCT-12
Copper (Cu)-Dissolved			<0.0010		mg/L		0.001	02-OCT-12
Iron (Fe)-Dissolved			<0.020		mg/L		0.02	02-OCT-12
Lead (Pb)-Dissolved			<0.0010		mg/L		0.001	02-OCT-12
Lithium (Li)-Dissolved			<0.050		mg/L		0.05	02-OCT-12
Magnesium (Mg)-Dissolved			<0.020		mg/L		0.02	02-OCT-12
Manganese (Mn)-Dissolved			<0.0010		mg/L		0.001	02-OCT-12
Molybdenum (Mo)-Dissolved			<0.0010		mg/L		0.001	02-OCT-12
Nickel (Ni)-Dissolved			<0.0020		mg/L		0.002	02-OCT-12
Potassium (K)-Dissolved			<0.50		mg/L		0.5	02-OCT-12
Selenium (Se)-Dissolved			<0.0010		mg/L		0.001	02-OCT-12
Silver (Ag)-Dissolved			<0.00010		mg/L		0.0001	02-OCT-12
Sodium (Na)-Dissolved			<0.10		mg/L		0.1	02-OCT-12
Strontium (Sr)-Dissolved			<0.0010		mg/L		0.001	02-OCT-12
Tellurium (Te)-Dissolved			<0.0010		mg/L		0.001	02-OCT-12
Thallium (Tl)-Dissolved			<0.00030		mg/L		0.0003	02-OCT-12
Tin (Sn)-Dissolved			<0.0010		mg/L		0.001	02-OCT-12
Titanium (Ti)-Dissolved			<0.0020		mg/L		0.002	02-OCT-12



## Quality Control Report

Workorder: L1211071

Report Date: 08-OCT-12

Page 16 of 37

Test	Matrix	Reference	Result	Qualifier	Units	RPD	Limit	Analyzed
<b>MET-D-MS-TB</b>		<b>Water</b>						
<b>Batch</b>	<b>R2450603</b>							
<b>WG1558237-1 MB</b>								
Tungsten (W)-Dissolved			<0.010		mg/L		0.01	02-OCT-12
Uranium (U)-Dissolved			<0.0050		mg/L		0.005	02-OCT-12
Vanadium (V)-Dissolved			<0.0010		mg/L		0.001	02-OCT-12
Zinc (Zn)-Dissolved			<0.0030		mg/L		0.003	02-OCT-12
Zirconium (Zr)-Dissolved			<0.0010		mg/L		0.001	02-OCT-12
<b>WG1558237-5 MB</b>								
Aluminum (Al)-Dissolved			<0.0050		mg/L		0.005	02-OCT-12
Antimony (Sb)-Dissolved			<0.00060		mg/L		0.0006	02-OCT-12
Arsenic (As)-Dissolved			<0.0010		mg/L		0.001	02-OCT-12
Barium (Ba)-Dissolved			<0.010		mg/L		0.01	02-OCT-12
Beryllium (Be)-Dissolved			<0.0010		mg/L		0.001	02-OCT-12
Bismuth (Bi)-Dissolved			<0.0010		mg/L		0.001	02-OCT-12
Boron (B)-Dissolved			<0.050		mg/L		0.05	02-OCT-12
Cadmium (Cd)-Dissolved			<0.000017		mg/L		0.000017	02-OCT-12
Calcium (Ca)-Dissolved			<0.20		mg/L		0.2	02-OCT-12
Chromium (Cr)-Dissolved			<0.0010		mg/L		0.001	02-OCT-12
Cobalt (Co)-Dissolved			<0.00050		mg/L		0.0005	02-OCT-12
Copper (Cu)-Dissolved			<0.0010		mg/L		0.001	02-OCT-12
Iron (Fe)-Dissolved			<0.020		mg/L		0.02	02-OCT-12
Lead (Pb)-Dissolved			<0.0010		mg/L		0.001	02-OCT-12
Lithium (Li)-Dissolved			<0.050		mg/L		0.05	02-OCT-12
Magnesium (Mg)-Dissolved			<0.020		mg/L		0.02	02-OCT-12
Manganese (Mn)-Dissolved			<0.0010		mg/L		0.001	02-OCT-12
Molybdenum (Mo)-Dissolved			<0.0010		mg/L		0.001	02-OCT-12
Nickel (Ni)-Dissolved			<0.0020		mg/L		0.002	02-OCT-12
Potassium (K)-Dissolved			<0.50		mg/L		0.5	02-OCT-12
Selenium (Se)-Dissolved			<0.0010		mg/L		0.001	02-OCT-12
Silver (Ag)-Dissolved			<0.00010		mg/L		0.0001	02-OCT-12
Sodium (Na)-Dissolved			<0.10		mg/L		0.1	02-OCT-12
Strontium (Sr)-Dissolved			<0.0010		mg/L		0.001	02-OCT-12
Tellurium (Te)-Dissolved			<0.0010		mg/L		0.001	02-OCT-12
Thallium (Tl)-Dissolved			<0.00030		mg/L		0.0003	02-OCT-12
Tin (Sn)-Dissolved			<0.0010		mg/L		0.001	02-OCT-12
Titanium (Ti)-Dissolved			<0.0020		mg/L		0.002	02-OCT-12



## Quality Control Report

Workorder: L1211071

Report Date: 08-OCT-12

Page 17 of 37

Test	Matrix	Reference	Result	Qualifier	Units	RPD	Limit	Analyzed
<b>MET-D-MS-TB</b>								
	<b>Water</b>							
<b>Batch</b>	<b>R2450603</b>							
<b>WG1558237-5</b>	<b>MB</b>							
Tungsten (W)-Dissolved			<0.010		mg/L		0.01	02-OCT-12
Uranium (U)-Dissolved			<0.0050		mg/L		0.005	02-OCT-12
Vanadium (V)-Dissolved			<0.0010		mg/L		0.001	02-OCT-12
Zinc (Zn)-Dissolved			<0.0030		mg/L		0.003	02-OCT-12
Zirconium (Zr)-Dissolved			<0.0010		mg/L		0.001	02-OCT-12
<b>WG1558237-4</b>	<b>MS</b>	<b>L1215320-1</b>						
Aluminum (Al)-Dissolved			102.4		%		70-130	02-OCT-12
Antimony (Sb)-Dissolved			108.7		%		70-130	02-OCT-12
Arsenic (As)-Dissolved			112.2		%		70-130	02-OCT-12
Barium (Ba)-Dissolved			N/A	MS-B	%		-	02-OCT-12
Beryllium (Be)-Dissolved			112.4		%		70-130	02-OCT-12
Bismuth (Bi)-Dissolved			105.1		%		70-130	02-OCT-12
Cadmium (Cd)-Dissolved			125.6		%		70-130	02-OCT-12
Calcium (Ca)-Dissolved			N/A	MS-B	%		-	02-OCT-12
Cobalt (Co)-Dissolved			110.9		%		70-130	02-OCT-12
Copper (Cu)-Dissolved			114.1		%		70-130	02-OCT-12
Iron (Fe)-Dissolved			103.0		%		70-130	02-OCT-12
Lead (Pb)-Dissolved			106.1		%		70-130	02-OCT-12
Lithium (Li)-Dissolved			129.6		%		70-130	02-OCT-12
Magnesium (Mg)-Dissolved			N/A	MS-B	%		-	02-OCT-12
Manganese (Mn)-Dissolved			N/A	MS-B	%		-	02-OCT-12
Molybdenum (Mo)-Dissolved			106.3		%		70-130	02-OCT-12
Nickel (Ni)-Dissolved			104.4		%		70-130	02-OCT-12
Potassium (K)-Dissolved			N/A	MS-B	%		-	02-OCT-12
Selenium (Se)-Dissolved			116.7		%		70-130	02-OCT-12
Silver (Ag)-Dissolved			103.4		%		70-130	02-OCT-12
Sodium (Na)-Dissolved			N/A	MS-B	%		-	02-OCT-12
Strontium (Sr)-Dissolved			N/A	MS-B	%		-	02-OCT-12
Tellurium (Te)-Dissolved			112.4		%		70-130	02-OCT-12
Thallium (Tl)-Dissolved			104.2		%		70-130	02-OCT-12
Tin (Sn)-Dissolved			104.6		%		70-130	02-OCT-12
Titanium (Ti)-Dissolved			103.1		%		70-130	02-OCT-12
Tungsten (W)-Dissolved			101.6		%		70-130	02-OCT-12
Vanadium (V)-Dissolved			109.2		%		70-130	02-OCT-12



## Quality Control Report

Workorder: L1211071

Report Date: 08-OCT-12

Page 18 of 37

Test	Matrix	Reference	Result	Qualifier	Units	RPD	Limit	Analyzed
<b>MET-D-MS-TB</b>								
	<b>Water</b>							
<b>Batch</b>	<b>R2450603</b>							
<b>WG1558237-4 MS</b>		<b>L1215320-1</b>						
Zinc (Zn)-Dissolved			111.1		%		70-130	02-OCT-12
Zirconium (Zr)-Dissolved			104.9		%		70-130	02-OCT-12
<b>MET-T-MS-TB</b>								
	<b>Water</b>							
<b>Batch</b>	<b>R2442491</b>							
<b>WG1550108-2 LCS</b>								
Aluminum (Al)-Total			82.7		%		80-120	21-SEP-12
Antimony (Sb)-Total			86.7		%		80-120	21-SEP-12
Arsenic (As)-Total			86.4		%		80-120	21-SEP-12
Barium (Ba)-Total			85.6		%		80-120	21-SEP-12
Beryllium (Be)-Total			90.8		%		80-120	21-SEP-12
Bismuth (Bi)-Total			95.3		%		80-120	21-SEP-12
Boron (B)-Total			80.3		%		80-120	21-SEP-12
Cadmium (Cd)-Total			88.3		%		80-120	21-SEP-12
Calcium (Ca)-Total			84.4		%		80-120	21-SEP-12
Chromium (Cr)-Total			87.6		%		80-120	21-SEP-12
Cobalt (Co)-Total			84.9		%		80-120	21-SEP-12
Copper (Cu)-Total			84.6		%		80-120	21-SEP-12
Iron (Fe)-Total			85.8		%		80-120	21-SEP-12
Lead (Pb)-Total			85.7		%		80-120	21-SEP-12
Lithium (Li)-Total			91.9		%		80-120	21-SEP-12
Magnesium (Mg)-Total			94.2		%		80-120	21-SEP-12
Manganese (Mn)-Total			90.8		%		80-120	21-SEP-12
Molybdenum (Mo)-Total			88.5		%		80-120	21-SEP-12
Nickel (Ni)-Total			86.9		%		80-120	21-SEP-12
Potassium (K)-Total			87.2		%		80-120	21-SEP-12
Selenium (Se)-Total			89.8		%		80-120	21-SEP-12
Silver (Ag)-Total			89.0		%		80-120	21-SEP-12
Sodium (Na)-Total			84.1		%		80-120	21-SEP-12
Strontium (Sr)-Total			85.8		%		80-120	21-SEP-12
Tellurium (Te)-Total			88.0		%		80-120	21-SEP-12
Thallium (Tl)-Total			87.9		%		80-120	21-SEP-12
Tin (Sn)-Total			87.0		%		80-120	21-SEP-12
Titanium (Ti)-Total			84.4		%		80-120	21-SEP-12
Tungsten (W)-Total			85.3		%		80-120	21-SEP-12



## Quality Control Report

Workorder: L1211071

Report Date: 08-OCT-12

Page 19 of 37

Test	Matrix	Reference	Result	Qualifier	Units	RPD	Limit	Analyzed
<b>MET-T-MS-TB</b>		<b>Water</b>						
<b>Batch</b>	<b>R2442491</b>							
<b>WG1550108-2</b>	<b>LCS</b>							
Uranium (U)-Total			87.9		%		80-120	21-SEP-12
Vanadium (V)-Total			87.7		%		80-120	21-SEP-12
Zinc (Zn)-Total			87.8		%		80-120	21-SEP-12
Zirconium (Zr)-Total			83.1		%		80-120	21-SEP-12
<b>WG1550108-1</b>	<b>MB</b>							
Aluminum (Al)-Total			<0.0050		mg/L		0.005	21-SEP-12
Antimony (Sb)-Total			<0.00060		mg/L		0.0006	21-SEP-12
Arsenic (As)-Total			<0.0010		mg/L		0.001	21-SEP-12
Barium (Ba)-Total			<0.010		mg/L		0.01	21-SEP-12
Beryllium (Be)-Total			<0.0010		mg/L		0.001	21-SEP-12
Bismuth (Bi)-Total			<0.0010		mg/L		0.001	21-SEP-12
Boron (B)-Total			<0.050		mg/L		0.05	21-SEP-12
Cadmium (Cd)-Total			<0.000017		mg/L		0.000017	21-SEP-12
Calcium (Ca)-Total			<0.20		mg/L		0.2	21-SEP-12
Chromium (Cr)-Total			<0.0010		mg/L		0.001	21-SEP-12
Cobalt (Co)-Total			<0.00050		mg/L		0.0005	21-SEP-12
Copper (Cu)-Total			<0.0010		mg/L		0.001	21-SEP-12
Iron (Fe)-Total			<0.020		mg/L		0.02	21-SEP-12
Lead (Pb)-Total			<0.0010		mg/L		0.001	21-SEP-12
Lithium (Li)-Total			<0.050		mg/L		0.05	21-SEP-12
Magnesium (Mg)-Total			<0.020		mg/L		0.02	21-SEP-12
Manganese (Mn)-Total			<0.0010		mg/L		0.001	21-SEP-12
Molybdenum (Mo)-Total			<0.0010		mg/L		0.001	21-SEP-12
Nickel (Ni)-Total			<0.0020		mg/L		0.002	21-SEP-12
Potassium (K)-Total			<0.50		mg/L		0.5	21-SEP-12
Selenium (Se)-Total			<0.0010		mg/L		0.001	21-SEP-12
Silver (Ag)-Total			<0.00010		mg/L		0.0001	21-SEP-12
Sodium (Na)-Total			<0.10		mg/L		0.1	21-SEP-12
Strontium (Sr)-Total			<0.0010		mg/L		0.001	21-SEP-12
Tellurium (Te)-Total			<0.0010		mg/L		0.001	21-SEP-12
Thallium (Tl)-Total			<0.00030		mg/L		0.0003	21-SEP-12
Tin (Sn)-Total			<0.0010		mg/L		0.001	21-SEP-12
Titanium (Ti)-Total			<0.0020		mg/L		0.002	21-SEP-12
Tungsten (W)-Total			<0.010		mg/L		0.01	21-SEP-12



## Quality Control Report

Workorder: L1211071

Report Date: 08-OCT-12

Page 20 of 37

Test	Matrix	Reference	Result	Qualifier	Units	RPD	Limit	Analyzed
<b>MET-T-MS-TB</b>								
	<b>Water</b>							
<b>Batch</b>	<b>R2442491</b>							
<b>WG1550108-1</b>	<b>MB</b>							
Uranium (U)-Total			<0.0050		mg/L		0.005	21-SEP-12
Vanadium (V)-Total			<0.0010		mg/L		0.001	21-SEP-12
Zinc (Zn)-Total			<0.0030		mg/L		0.003	21-SEP-12
Zirconium (Zr)-Total			<0.0010		mg/L		0.001	21-SEP-12
<b>Batch</b>	<b>R2444216</b>							
<b>WG1550108-3</b>	<b>DUP</b>	<b>L1211071-9</b>						
Aluminum (Al)-Total		<0.0050	<0.0050	RPD-NA	mg/L	N/A	20	24-SEP-12
Antimony (Sb)-Total		<0.00060	<0.00060	RPD-NA	mg/L	N/A	20	24-SEP-12
Arsenic (As)-Total		<0.0010	<0.0010	RPD-NA	mg/L	N/A	20	24-SEP-12
Barium (Ba)-Total		0.016	0.017		mg/L	1.4	20	24-SEP-12
Beryllium (Be)-Total		<0.0010	<0.0010	RPD-NA	mg/L	N/A	20	24-SEP-12
Bismuth (Bi)-Total		<0.0010	<0.0010	RPD-NA	mg/L	N/A	20	24-SEP-12
Boron (B)-Total		<0.050	<0.050	RPD-NA	mg/L	N/A	20	24-SEP-12
Cadmium (Cd)-Total		<0.000017	<0.000017	RPD-NA	mg/L	N/A	20	24-SEP-12
Calcium (Ca)-Total		33.3	25.3		mg/L	4.0	20	24-SEP-12
Chromium (Cr)-Total		<0.0010	<0.0010	RPD-NA	mg/L	N/A	20	24-SEP-12
Cobalt (Co)-Total		<0.00050	<0.00050	RPD-NA	mg/L	N/A	20	24-SEP-12
Copper (Cu)-Total		<0.0010	<0.0010	RPD-NA	mg/L	N/A	20	24-SEP-12
Iron (Fe)-Total		0.180	0.185		mg/L	3.0	20	24-SEP-12
Lead (Pb)-Total		<0.0010	<0.0010	RPD-NA	mg/L	N/A	20	24-SEP-12
Lithium (Li)-Total		<0.050	<0.050	RPD-NA	mg/L	N/A	20	24-SEP-12
Magnesium (Mg)-Total		3.28	2.44		mg/L	2.4	20	24-SEP-12
Manganese (Mn)-Total		0.0747	0.0531		mg/L	3.7	20	24-SEP-12
Molybdenum (Mo)-Total		<0.0010	<0.0010	RPD-NA	mg/L	N/A	20	24-SEP-12
Nickel (Ni)-Total		<0.0020	<0.0020	RPD-NA	mg/L	N/A	20	24-SEP-12
Potassium (K)-Total		0.58	0.60		mg/L	3.4	20	24-SEP-12
Selenium (Se)-Total		<0.0010	<0.0010	RPD-NA	mg/L	N/A	20	24-SEP-12
Silver (Ag)-Total		<0.00010	<0.00010	RPD-NA	mg/L	N/A	20	24-SEP-12
Sodium (Na)-Total		1.58	1.18		mg/L	0.9	20	24-SEP-12
Strontium (Sr)-Total		0.0510	0.0429		mg/L	3.4	20	24-SEP-12
Tellurium (Te)-Total		<0.0010	<0.0010	RPD-NA	mg/L	N/A	20	24-SEP-12
Thallium (Tl)-Total		<0.00030	<0.00030	RPD-NA	mg/L	N/A	20	24-SEP-12
Tin (Sn)-Total		<0.0010	<0.0010	RPD-NA	mg/L	N/A	20	24-SEP-12
Titanium (Ti)-Total		<0.0020	<0.0020	RPD-NA	mg/L	N/A	20	24-SEP-12



## Quality Control Report

Workorder: L1211071

Report Date: 08-OCT-12

Page 21 of 37

Test	Matrix	Reference	Result	Qualifier	Units	RPD	Limit	Analyzed
<b>MET-T-MS-TB</b>								
	<b>Water</b>							
<b>Batch</b>	<b>R2444216</b>							
<b>WG1550108-3</b>	<b>DUP</b>	<b>L1211071-9</b>						
Tungsten (W)-Total		<0.010	<0.010	RPD-NA	mg/L	N/A	20	24-SEP-12
Uranium (U)-Total		<0.0050	<0.0050	RPD-NA	mg/L	N/A	20	24-SEP-12
Vanadium (V)-Total		<0.0010	<0.0010	RPD-NA	mg/L	N/A	20	24-SEP-12
Zinc (Zn)-Total		<0.0030	<0.0030	RPD-NA	mg/L	N/A	20	24-SEP-12
Zirconium (Zr)-Total		<0.0010	<0.0010	RPD-NA	mg/L	N/A	20	24-SEP-12
<b>WG1550108-5</b>	<b>MB</b>							
Aluminum (Al)-Total			<0.0050		mg/L		0.005	24-SEP-12
Antimony (Sb)-Total			<0.00060		mg/L		0.0006	24-SEP-12
Arsenic (As)-Total			<0.0010		mg/L		0.001	24-SEP-12
Barium (Ba)-Total			<0.010		mg/L		0.01	24-SEP-12
Beryllium (Be)-Total			<0.0010		mg/L		0.001	24-SEP-12
Bismuth (Bi)-Total			<0.0010		mg/L		0.001	24-SEP-12
Boron (B)-Total			<0.050		mg/L		0.05	24-SEP-12
Cadmium (Cd)-Total			<0.000017		mg/L		0.000017	24-SEP-12
Calcium (Ca)-Total			<0.20		mg/L		0.2	24-SEP-12
Chromium (Cr)-Total			<0.0010		mg/L		0.001	24-SEP-12
Cobalt (Co)-Total			<0.00050		mg/L		0.0005	24-SEP-12
Copper (Cu)-Total			<0.0010		mg/L		0.001	24-SEP-12
Iron (Fe)-Total			<0.020		mg/L		0.02	24-SEP-12
Lead (Pb)-Total			<0.0010		mg/L		0.001	24-SEP-12
Lithium (Li)-Total			<0.050		mg/L		0.05	24-SEP-12
Magnesium (Mg)-Total			<0.020		mg/L		0.02	24-SEP-12
Manganese (Mn)-Total			<0.0010		mg/L		0.001	24-SEP-12
Molybdenum (Mo)-Total			<0.0010		mg/L		0.001	24-SEP-12
Nickel (Ni)-Total			<0.0020		mg/L		0.002	24-SEP-12
Potassium (K)-Total			<0.50		mg/L		0.5	24-SEP-12
Selenium (Se)-Total			<0.0010		mg/L		0.001	24-SEP-12
Silver (Ag)-Total			<0.00010		mg/L		0.0001	24-SEP-12
Sodium (Na)-Total			<0.10		mg/L		0.1	24-SEP-12
Strontium (Sr)-Total			<0.0010		mg/L		0.001	24-SEP-12
Tellurium (Te)-Total			<0.0010		mg/L		0.001	24-SEP-12
Thallium (Tl)-Total			<0.00030		mg/L		0.0003	24-SEP-12
Tin (Sn)-Total			<0.0010		mg/L		0.001	24-SEP-12
Titanium (Ti)-Total			<0.0020		mg/L		0.002	24-SEP-12



## Quality Control Report

Workorder: L1211071

Report Date: 08-OCT-12

Page 22 of 37

Test	Matrix	Reference	Result	Qualifier	Units	RPD	Limit	Analyzed
<b>MET-T-MS-TB</b>		<b>Water</b>						
<b>Batch</b>	<b>R2444216</b>							
<b>WG1550108-5 MB</b>								
Tungsten (W)-Total			<0.010		mg/L		0.01	24-SEP-12
Uranium (U)-Total			<0.0050		mg/L		0.005	24-SEP-12
Vanadium (V)-Total			<0.0010		mg/L		0.001	24-SEP-12
Zinc (Zn)-Total			<0.0030		mg/L		0.003	24-SEP-12
Zirconium (Zr)-Total			<0.0010		mg/L		0.001	24-SEP-12
<b>WG1550108-9 MB</b>								
Aluminum (Al)-Total			<0.0050		mg/L		0.005	24-SEP-12
Antimony (Sb)-Total			<0.00060		mg/L		0.0006	24-SEP-12
Arsenic (As)-Total			<0.0010		mg/L		0.001	24-SEP-12
Barium (Ba)-Total			<0.010		mg/L		0.01	24-SEP-12
Beryllium (Be)-Total			<0.0010		mg/L		0.001	24-SEP-12
Bismuth (Bi)-Total			<0.0010		mg/L		0.001	24-SEP-12
Boron (B)-Total			<0.050		mg/L		0.05	24-SEP-12
Cadmium (Cd)-Total			<0.000017		mg/L		0.000017	24-SEP-12
Calcium (Ca)-Total			<0.20		mg/L		0.2	24-SEP-12
Chromium (Cr)-Total			<0.0010		mg/L		0.001	24-SEP-12
Cobalt (Co)-Total			<0.00050		mg/L		0.0005	24-SEP-12
Copper (Cu)-Total			<0.0010		mg/L		0.001	24-SEP-12
Iron (Fe)-Total			<0.020		mg/L		0.02	24-SEP-12
Lead (Pb)-Total			<0.0010		mg/L		0.001	24-SEP-12
Lithium (Li)-Total			<0.050		mg/L		0.05	24-SEP-12
Magnesium (Mg)-Total			<0.020		mg/L		0.02	24-SEP-12
Manganese (Mn)-Total			<0.0010		mg/L		0.001	24-SEP-12
Molybdenum (Mo)-Total			<0.0010		mg/L		0.001	24-SEP-12
Nickel (Ni)-Total			<0.0020		mg/L		0.002	24-SEP-12
Potassium (K)-Total			<0.50		mg/L		0.5	24-SEP-12
Selenium (Se)-Total			<0.0010		mg/L		0.001	24-SEP-12
Silver (Ag)-Total			<0.00010		mg/L		0.0001	24-SEP-12
Sodium (Na)-Total			<0.10		mg/L		0.1	24-SEP-12
Strontium (Sr)-Total			<0.0010		mg/L		0.001	24-SEP-12
Tellurium (Te)-Total			<0.0010		mg/L		0.001	24-SEP-12
Thallium (Tl)-Total			<0.00030		mg/L		0.0003	24-SEP-12
Tin (Sn)-Total			<0.0010		mg/L		0.001	24-SEP-12
Titanium (Ti)-Total			<0.0020		mg/L		0.002	24-SEP-12





## Quality Control Report

Workorder: L1211071

Report Date: 08-OCT-12

Page 23 of 37

Test	Matrix	Reference	Result	Qualifier	Units	RPD	Limit	Analyzed
<b>MET-T-MS-TB</b>	<b>Water</b>							
<b>Batch</b>	<b>R2444216</b>							
<b>WG1550108-9 MB</b>								
Tungsten (W)-Total			<0.010		mg/L		0.01	24-SEP-12
Uranium (U)-Total			<0.0050		mg/L		0.005	24-SEP-12
Vanadium (V)-Total			<0.0010		mg/L		0.001	24-SEP-12
Zinc (Zn)-Total			<0.0030		mg/L		0.003	24-SEP-12
Zirconium (Zr)-Total			<0.0010		mg/L		0.001	24-SEP-12
<b>WG1550108-12 MS</b>		<b>L1211810-1</b>						
Aluminum (Al)-Total			122.1		%		70-130	24-SEP-12
Antimony (Sb)-Total			100.3		%		70-130	24-SEP-12
Arsenic (As)-Total			96.9		%		70-130	24-SEP-12
Barium (Ba)-Total			N/A	MS-B	%		-	24-SEP-12
Beryllium (Be)-Total			112.1		%		70-130	24-SEP-12
Bismuth (Bi)-Total			91.0		%		70-130	24-SEP-12
Boron (B)-Total			95.8		%		70-130	24-SEP-12
Cadmium (Cd)-Total			124.3		%		70-130	24-SEP-12
Calcium (Ca)-Total			N/A	MS-B	%		-	24-SEP-12
Chromium (Cr)-Total			102.2		%		70-130	24-SEP-12
Cobalt (Co)-Total			94.2		%		70-130	24-SEP-12
Copper (Cu)-Total			109.1		%		70-130	24-SEP-12
Iron (Fe)-Total			101.9		%		70-130	24-SEP-12
Lead (Pb)-Total			97.7		%		70-130	24-SEP-12
Magnesium (Mg)-Total			N/A	MS-B	%		-	24-SEP-12
Molybdenum (Mo)-Total			103.0		%		70-130	24-SEP-12
Nickel (Ni)-Total			94.3		%		70-130	24-SEP-12
Potassium (K)-Total			N/A	MS-B	%		-	24-SEP-12
Selenium (Se)-Total			111.6		%		70-130	24-SEP-12
Silver (Ag)-Total			99.9		%		70-130	24-SEP-12
Sodium (Na)-Total			N/A	MS-B	%		-	24-SEP-12
Strontium (Sr)-Total			N/A	MS-B	%		-	24-SEP-12
Tellurium (Te)-Total			102.1		%		70-130	24-SEP-12
Thallium (Tl)-Total			93.0		%		70-130	24-SEP-12
Tin (Sn)-Total			100.7		%		70-130	24-SEP-12
Titanium (Ti)-Total			106.5		%		70-130	24-SEP-12
Tungsten (W)-Total			98.8		%		70-130	24-SEP-12
Uranium (U)-Total			97.4		%		70-130	24-SEP-12



## Quality Control Report

Workorder: L1211071

Report Date: 08-OCT-12

Page 24 of 37

Test	Matrix	Reference	Result	Qualifier	Units	RPD	Limit	Analyzed
<b>MET-T-MS-TB</b>								
	<b>Water</b>							
<b>Batch</b>	<b>R2444216</b>							
<b>WG1550108-12 MS</b>		<b>L1211810-1</b>						
Vanadium (V)-Total			113.6		%		70-130	24-SEP-12
Zinc (Zn)-Total			99.9		%		70-130	24-SEP-12
Zirconium (Zr)-Total			98.0		%		70-130	24-SEP-12
<b>WG1550108-4 MS</b>		<b>L1211071-9</b>						
Aluminum (Al)-Total			97.6		%		70-130	24-SEP-12
Antimony (Sb)-Total			100.2		%		70-130	24-SEP-12
Arsenic (As)-Total			100.3		%		70-130	24-SEP-12
Beryllium (Be)-Total			97.5		%		70-130	24-SEP-12
Bismuth (Bi)-Total			93.8		%		70-130	24-SEP-12
Boron (B)-Total			86.2		%		70-130	24-SEP-12
Cadmium (Cd)-Total			122.6		%		70-130	24-SEP-12
Calcium (Ca)-Total			N/A	MS-B	%		-	24-SEP-12
Chromium (Cr)-Total			91.8		%		70-130	24-SEP-12
Cobalt (Co)-Total			84.8		%		70-130	24-SEP-12
Copper (Cu)-Total			101.6		%		70-130	24-SEP-12
Iron (Fe)-Total			95.4		%		70-130	24-SEP-12
Lead (Pb)-Total			93.5		%		70-130	24-SEP-12
Lithium (Li)-Total			91.4		%		70-130	24-SEP-12
Magnesium (Mg)-Total			N/A	MS-B	%		-	24-SEP-12
Manganese (Mn)-Total			N/A	MS-B	%		-	24-SEP-12
Molybdenum (Mo)-Total			99.5		%		70-130	24-SEP-12
Nickel (Ni)-Total			97.2		%		70-130	24-SEP-12
Potassium (K)-Total			96.9		%		70-130	24-SEP-12
Selenium (Se)-Total			94.6		%		70-130	24-SEP-12
Silver (Ag)-Total			102.2		%		70-130	24-SEP-12
Sodium (Na)-Total			96.2		%		70-130	24-SEP-12
Strontium (Sr)-Total			N/A	MS-B	%		-	24-SEP-12
Tellurium (Te)-Total			99.7		%		70-130	24-SEP-12
Thallium (Tl)-Total			94.7		%		70-130	24-SEP-12
Tin (Sn)-Total			99.3		%		70-130	24-SEP-12
Titanium (Ti)-Total			94.1		%		70-130	24-SEP-12
Tungsten (W)-Total			95.7		%		70-130	24-SEP-12
Uranium (U)-Total			98.8		%		70-130	24-SEP-12
Vanadium (V)-Total			99.4		%		70-130	24-SEP-12



## Quality Control Report

Workorder: L1211071

Report Date: 08-OCT-12

Page 25 of 37

Test	Matrix	Reference	Result	Qualifier	Units	RPD	Limit	Analyzed
<b>MET-T-MS-TB</b>								
	<b>Water</b>							
<b>Batch</b>	<b>R2444216</b>							
<b>WG1550108-4 MS</b>		<b>L1211071-9</b>						
Zinc (Zn)-Total			97.8		%		70-130	24-SEP-12
Zirconium (Zr)-Total			101.9		%		70-130	24-SEP-12
<b>WG1550108-8 MS</b>		<b>L1211376-1</b>						
Antimony (Sb)-Total			102.8		%		70-130	24-SEP-12
Arsenic (As)-Total			113.5		%		70-130	24-SEP-12
Beryllium (Be)-Total			108.9		%		70-130	24-SEP-12
Bismuth (Bi)-Total			93.4		%		70-130	24-SEP-12
Boron (B)-Total			104.1		%		70-130	24-SEP-12
Cadmium (Cd)-Total			124.7		%		70-130	24-SEP-12
Calcium (Ca)-Total			N/A	MS-B	%		-	24-SEP-12
Chromium (Cr)-Total			99.3		%		70-130	24-SEP-12
Cobalt (Co)-Total			103.8		%		70-130	24-SEP-12
Copper (Cu)-Total			116.4		%		70-130	24-SEP-12
Iron (Fe)-Total			107.7		%		70-130	24-SEP-12
Lead (Pb)-Total			95.4		%		70-130	24-SEP-12
Lithium (Li)-Total			122.6		%		70-130	24-SEP-12
Magnesium (Mg)-Total			N/A	MS-B	%		-	24-SEP-12
Manganese (Mn)-Total			N/A	MS-B	%		-	24-SEP-12
Molybdenum (Mo)-Total			109.2		%		70-130	24-SEP-12
Nickel (Ni)-Total			101.0		%		70-130	24-SEP-12
Potassium (K)-Total			N/A	MS-B	%		-	24-SEP-12
Selenium (Se)-Total			104.1		%		70-130	24-SEP-12
Silver (Ag)-Total			99.9		%		70-130	24-SEP-12
Sodium (Na)-Total			N/A	MS-B	%		-	24-SEP-12
Strontium (Sr)-Total			N/A	MS-B	%		-	24-SEP-12
Tellurium (Te)-Total			104.2		%		70-130	24-SEP-12
Thallium (Tl)-Total			94.3		%		70-130	24-SEP-12
Tin (Sn)-Total			97.6		%		70-130	24-SEP-12
Titanium (Ti)-Total			98.8		%		70-130	24-SEP-12
Uranium (U)-Total			106.5		%		70-130	24-SEP-12
Vanadium (V)-Total			106.2		%		70-130	24-SEP-12
Zinc (Zn)-Total			101.3		%		70-130	24-SEP-12
Zirconium (Zr)-Total			96.1		%		70-130	24-SEP-12



## Quality Control Report

Workorder: L1211071

Report Date: 08-OCT-12

Page 26 of 37

Test	Matrix	Reference	Result	Qualifier	Units	RPD	Limit	Analyzed
<b>MET-T-MS-TB</b>		<b>Water</b>						
<b>Batch</b>	<b>R2446794</b>							
<b>WG1550108-14 LCS</b>								
Aluminum (Al)-Total			82.6		%		80-120	28-SEP-12
Antimony (Sb)-Total			85.9		%		80-120	28-SEP-12
Arsenic (As)-Total			82.1		%		80-120	28-SEP-12
Barium (Ba)-Total			86.9		%		80-120	28-SEP-12
Beryllium (Be)-Total			84.6		%		80-120	28-SEP-12
Bismuth (Bi)-Total			86.5		%		80-120	28-SEP-12
Boron (B)-Total			80.7		%		80-120	28-SEP-12
Cadmium (Cd)-Total			87.6		%		80-120	28-SEP-12
Calcium (Ca)-Total			85.4		%		80-120	28-SEP-12
Chromium (Cr)-Total			87.7		%		80-120	28-SEP-12
Cobalt (Co)-Total			85.4		%		80-120	28-SEP-12
Copper (Cu)-Total			82.2		%		80-120	28-SEP-12
Iron (Fe)-Total			90.3		%		80-120	28-SEP-12
Lead (Pb)-Total			83.9		%		80-120	28-SEP-12
Lithium (Li)-Total			87.4		%		80-120	28-SEP-12
Magnesium (Mg)-Total			87.8		%		80-120	28-SEP-12
Manganese (Mn)-Total			86.8		%		80-120	28-SEP-12
Molybdenum (Mo)-Total			85.6		%		80-120	28-SEP-12
Nickel (Ni)-Total			85.2		%		80-120	28-SEP-12
Potassium (K)-Total			84.7		%		80-120	28-SEP-12
Selenium (Se)-Total			94.9		%		80-120	28-SEP-12
Silver (Ag)-Total			88.8		%		80-120	28-SEP-12
Sodium (Na)-Total			88.0		%		80-120	28-SEP-12
Strontium (Sr)-Total			85.0		%		80-120	28-SEP-12
Tellurium (Te)-Total			91.8		%		80-120	28-SEP-12
Thallium (Tl)-Total			85.6		%		80-120	28-SEP-12
Tin (Sn)-Total			85.2		%		80-120	28-SEP-12
Titanium (Ti)-Total			84.6		%		80-120	28-SEP-12
Tungsten (W)-Total			84.6		%		80-120	28-SEP-12
Uranium (U)-Total			85.6		%		80-120	28-SEP-12
Vanadium (V)-Total			83.8		%		80-120	28-SEP-12
Zinc (Zn)-Total			84.8		%		80-120	28-SEP-12
Zirconium (Zr)-Total			83.5		%		80-120	28-SEP-12
<b>WG1550108-13 MB</b>								



## Quality Control Report

Workorder: L1211071

Report Date: 08-OCT-12

Page 27 of 37

Test	Matrix	Reference	Result	Qualifier	Units	RPD	Limit	Analyzed
<b>MET-T-MS-TB</b>	<b>Water</b>							
<b>Batch</b>	<b>R2446794</b>							
<b>WG1550108-13 MB</b>								
Aluminum (Al)-Total			<0.0050		mg/L		0.005	28-SEP-12
Antimony (Sb)-Total			<0.00060		mg/L		0.0006	28-SEP-12
Arsenic (As)-Total			<0.0010		mg/L		0.001	28-SEP-12
Barium (Ba)-Total			<0.010		mg/L		0.01	28-SEP-12
Beryllium (Be)-Total			<0.0010		mg/L		0.001	28-SEP-12
Bismuth (Bi)-Total			<0.0010		mg/L		0.001	28-SEP-12
Boron (B)-Total			<0.050		mg/L		0.05	28-SEP-12
Cadmium (Cd)-Total			<0.000017		mg/L		0.000017	28-SEP-12
Calcium (Ca)-Total			<0.20		mg/L		0.2	28-SEP-12
Chromium (Cr)-Total			<0.0010		mg/L		0.001	28-SEP-12
Cobalt (Co)-Total			<0.00050		mg/L		0.0005	28-SEP-12
Copper (Cu)-Total			<0.0010		mg/L		0.001	28-SEP-12
Iron (Fe)-Total			<0.020		mg/L		0.02	28-SEP-12
Lead (Pb)-Total			<0.0010		mg/L		0.001	28-SEP-12
Lithium (Li)-Total			<0.050		mg/L		0.05	28-SEP-12
Magnesium (Mg)-Total			<0.020		mg/L		0.02	28-SEP-12
Manganese (Mn)-Total			<0.0010		mg/L		0.001	28-SEP-12
Molybdenum (Mo)-Total			<0.0010		mg/L		0.001	28-SEP-12
Nickel (Ni)-Total			<0.0020		mg/L		0.002	28-SEP-12
Potassium (K)-Total			<0.50		mg/L		0.5	28-SEP-12
Selenium (Se)-Total			<0.0010		mg/L		0.001	28-SEP-12
Silver (Ag)-Total			<0.00010		mg/L		0.0001	28-SEP-12
Sodium (Na)-Total			<0.10		mg/L		0.1	28-SEP-12
Strontium (Sr)-Total			<0.0010		mg/L		0.001	28-SEP-12
Tellurium (Te)-Total			<0.0010		mg/L		0.001	28-SEP-12
Thallium (Tl)-Total			<0.00030		mg/L		0.0003	28-SEP-12
Tin (Sn)-Total			<0.0010		mg/L		0.001	28-SEP-12
Titanium (Ti)-Total			<0.0020		mg/L		0.002	28-SEP-12
Tungsten (W)-Total			<0.010		mg/L		0.01	28-SEP-12
Uranium (U)-Total			<0.0050		mg/L		0.005	28-SEP-12
Vanadium (V)-Total			<0.0010		mg/L		0.001	28-SEP-12
Zinc (Zn)-Total			<0.0030		mg/L		0.003	28-SEP-12
Zirconium (Zr)-Total			<0.0010		mg/L		0.001	28-SEP-12

## Quality Control Report

Workorder: L1211071

Report Date: 08-OCT-12

Page 28 of 37

Test	Matrix	Reference	Result	Qualifier	Units	RPD	Limit	Analyzed
<b>MET-T-MS-TB</b>		<b>Water</b>						
<b>Batch</b>	<b>R2446847</b>							
<b>WG1550108-16 LCS</b>								
Aluminum (Al)-Total			86.8		%		80-120	27-SEP-12
Antimony (Sb)-Total			89.6		%		80-120	27-SEP-12
Arsenic (As)-Total			88.1		%		80-120	27-SEP-12
Barium (Ba)-Total			85.9		%		80-120	27-SEP-12
Beryllium (Be)-Total			94.8		%		80-120	27-SEP-12
Bismuth (Bi)-Total			89.2		%		80-120	27-SEP-12
Boron (B)-Total			83.9		%		80-120	27-SEP-12
Cadmium (Cd)-Total			91.2		%		80-120	27-SEP-12
Calcium (Ca)-Total			95.1		%		80-120	27-SEP-12
Chromium (Cr)-Total			91.8		%		80-120	27-SEP-12
Cobalt (Co)-Total			89.6		%		80-120	27-SEP-12
Copper (Cu)-Total			85.3		%		80-120	27-SEP-12
Iron (Fe)-Total			97.8		%		80-120	27-SEP-12
Lead (Pb)-Total			87.0		%		80-120	27-SEP-12
Lithium (Li)-Total			97.3		%		80-120	27-SEP-12
Magnesium (Mg)-Total			95.6		%		80-120	27-SEP-12
Manganese (Mn)-Total			91.0		%		80-120	27-SEP-12
Molybdenum (Mo)-Total			85.0		%		80-120	27-SEP-12
Nickel (Ni)-Total			86.7		%		80-120	27-SEP-12
Potassium (K)-Total			94.6		%		80-120	27-SEP-12
Selenium (Se)-Total			86.0		%		80-120	27-SEP-12
Silver (Ag)-Total			89.3		%		80-120	27-SEP-12
Sodium (Na)-Total			94.5		%		80-120	27-SEP-12
Strontium (Sr)-Total			84.8		%		80-120	27-SEP-12
Tellurium (Te)-Total			94.4		%		80-120	27-SEP-12
Thallium (Tl)-Total			87.5		%		80-120	27-SEP-12
Tin (Sn)-Total			90.7		%		80-120	27-SEP-12
Titanium (Ti)-Total			88.3		%		80-120	27-SEP-12
Tungsten (W)-Total			84.6		%		80-120	27-SEP-12
Uranium (U)-Total			84.4		%		80-120	27-SEP-12
Vanadium (V)-Total			89.7		%		80-120	27-SEP-12
Zinc (Zn)-Total			90.3		%		80-120	27-SEP-12
Zirconium (Zr)-Total			85.8		%		80-120	27-SEP-12
<b>WG1550108-15 MB</b>								



## Quality Control Report

Workorder: L1211071

Report Date: 08-OCT-12

Page 29 of 37

Test	Matrix	Reference	Result	Qualifier	Units	RPD	Limit	Analyzed
<b>MET-T-MS-TB</b>	<b>Water</b>							
<b>Batch</b>	<b>R2446847</b>							
<b>WG1550108-15 MB</b>								
Aluminum (Al)-Total			<0.0050		mg/L		0.005	27-SEP-12
Antimony (Sb)-Total			<0.00060		mg/L		0.0006	27-SEP-12
Arsenic (As)-Total			<0.0010		mg/L		0.001	27-SEP-12
Barium (Ba)-Total			<0.010		mg/L		0.01	27-SEP-12
Beryllium (Be)-Total			<0.0010		mg/L		0.001	27-SEP-12
Bismuth (Bi)-Total			<0.0010		mg/L		0.001	27-SEP-12
Boron (B)-Total			<0.050		mg/L		0.05	27-SEP-12
Cadmium (Cd)-Total			<0.000017		mg/L		0.000017	27-SEP-12
Calcium (Ca)-Total			<0.20		mg/L		0.2	27-SEP-12
Chromium (Cr)-Total			<0.0010		mg/L		0.001	27-SEP-12
Cobalt (Co)-Total			<0.00050		mg/L		0.0005	27-SEP-12
Copper (Cu)-Total			<0.0010		mg/L		0.001	27-SEP-12
Iron (Fe)-Total			<0.020		mg/L		0.02	27-SEP-12
Lead (Pb)-Total			<0.0010		mg/L		0.001	27-SEP-12
Lithium (Li)-Total			<0.050		mg/L		0.05	27-SEP-12
Magnesium (Mg)-Total			<0.020		mg/L		0.02	27-SEP-12
Manganese (Mn)-Total			<0.0010		mg/L		0.001	27-SEP-12
Molybdenum (Mo)-Total			<0.0010		mg/L		0.001	27-SEP-12
Nickel (Ni)-Total			<0.0020		mg/L		0.002	27-SEP-12
Potassium (K)-Total			<0.50		mg/L		0.5	27-SEP-12
Selenium (Se)-Total			<0.0010		mg/L		0.001	27-SEP-12
Silver (Ag)-Total			<0.00010		mg/L		0.0001	27-SEP-12
Sodium (Na)-Total			<0.10		mg/L		0.1	27-SEP-12
Strontium (Sr)-Total			<0.0010		mg/L		0.001	27-SEP-12
Tellurium (Te)-Total			<0.0010		mg/L		0.001	27-SEP-12
Thallium (Tl)-Total			<0.00030		mg/L		0.0003	27-SEP-12
Tin (Sn)-Total			<0.0010		mg/L		0.001	27-SEP-12
Titanium (Ti)-Total			<0.0020		mg/L		0.002	27-SEP-12
Tungsten (W)-Total			<0.010		mg/L		0.01	27-SEP-12
Uranium (U)-Total			<0.0050		mg/L		0.005	27-SEP-12
Vanadium (V)-Total			<0.0010		mg/L		0.001	27-SEP-12
Zinc (Zn)-Total			<0.0030		mg/L		0.003	27-SEP-12
Zirconium (Zr)-Total			<0.0010		mg/L		0.001	27-SEP-12



## Quality Control Report

Workorder: L1211071

Report Date: 08-OCT-12

Page 30 of 37

Test	Matrix	Reference	Result	Qualifier	Units	RPD	Limit	Analyzed
<b>MET-T-MS-TB</b>		<b>Water</b>						
<b>Batch</b>	<b>R2448351</b>							
<b>WG1550108-18 LCS</b>								
Aluminum (Al)-Total			81.7		%		80-120	01-OCT-12
Antimony (Sb)-Total			81.3		%		80-120	01-OCT-12
Arsenic (As)-Total			84.2		%		80-120	01-OCT-12
Barium (Ba)-Total			81.4		%		80-120	01-OCT-12
Beryllium (Be)-Total			80.7		%		80-120	01-OCT-12
Bismuth (Bi)-Total			83.4		%		80-120	01-OCT-12
Boron (B)-Total			81.3		%		80-120	01-OCT-12
Cadmium (Cd)-Total			84.6		%		80-120	01-OCT-12
Calcium (Ca)-Total			80.3		%		80-120	01-OCT-12
Chromium (Cr)-Total			87.4		%		80-120	01-OCT-12
Cobalt (Co)-Total			84.6		%		80-120	01-OCT-12
Copper (Cu)-Total			91.0		%		80-120	01-OCT-12
Iron (Fe)-Total			80.5		%		80-120	01-OCT-12
Lead (Pb)-Total			82.9		%		80-120	01-OCT-12
Lithium (Li)-Total			88.2		%		80-120	01-OCT-12
Magnesium (Mg)-Total			91.0		%		80-120	01-OCT-12
Manganese (Mn)-Total			85.5		%		80-120	01-OCT-12
Molybdenum (Mo)-Total			80.1		%		80-120	01-OCT-12
Nickel (Ni)-Total			85.0		%		80-120	01-OCT-12
Potassium (K)-Total			83.2		%		80-120	01-OCT-12
Selenium (Se)-Total			80.2		%		80-120	01-OCT-12
Silver (Ag)-Total			84.6		%		80-120	01-OCT-12
Sodium (Na)-Total			84.9		%		80-120	01-OCT-12
Strontium (Sr)-Total			80.6		%		80-120	01-OCT-12
Tellurium (Te)-Total			84.0		%		80-120	01-OCT-12
Thallium (Tl)-Total			81.8		%		80-120	01-OCT-12
Tin (Sn)-Total			82.0		%		80-120	01-OCT-12
Titanium (Ti)-Total			83.2		%		80-120	01-OCT-12
Tungsten (W)-Total			80.0		%		80-120	01-OCT-12
Uranium (U)-Total			80.5		%		80-120	01-OCT-12
Vanadium (V)-Total			85.4		%		80-120	01-OCT-12
Zinc (Zn)-Total			83.0		%		80-120	01-OCT-12
Zirconium (Zr)-Total			80.5		%		80-120	01-OCT-12
<b>WG1550108-17 MB</b>								





## Quality Control Report

Workorder: L1211071

Report Date: 08-OCT-12

Page 31 of 37

Test	Matrix	Reference	Result	Qualifier	Units	RPD	Limit	Analyzed
<b>MET-T-MS-TB</b>		<b>Water</b>						
<b>Batch</b>	<b>R2448351</b>							
<b>WG1550108-17 MB</b>								
Aluminum (Al)-Total			<0.0050		mg/L		0.005	01-OCT-12
Antimony (Sb)-Total			<0.00060		mg/L		0.0006	01-OCT-12
Arsenic (As)-Total			<0.0010		mg/L		0.001	01-OCT-12
Barium (Ba)-Total			<0.010		mg/L		0.01	01-OCT-12
Beryllium (Be)-Total			<0.0010		mg/L		0.001	01-OCT-12
Bismuth (Bi)-Total			<0.0010		mg/L		0.001	01-OCT-12
Boron (B)-Total			<0.050		mg/L		0.05	01-OCT-12
Cadmium (Cd)-Total			<0.000017		mg/L		0.000017	01-OCT-12
Calcium (Ca)-Total			<0.20		mg/L		0.2	01-OCT-12
Chromium (Cr)-Total			<0.0010		mg/L		0.001	01-OCT-12
Cobalt (Co)-Total			<0.00050		mg/L		0.0005	01-OCT-12
Iron (Fe)-Total			<0.020		mg/L		0.02	01-OCT-12
Lead (Pb)-Total			<0.0010		mg/L		0.001	01-OCT-12
Lithium (Li)-Total			<0.050		mg/L		0.05	01-OCT-12
Magnesium (Mg)-Total			<0.020		mg/L		0.02	01-OCT-12
Manganese (Mn)-Total			<0.0010		mg/L		0.001	01-OCT-12
Molybdenum (Mo)-Total			<0.0010		mg/L		0.001	01-OCT-12
Nickel (Ni)-Total			<0.0020		mg/L		0.002	01-OCT-12
Potassium (K)-Total			<0.50		mg/L		0.5	01-OCT-12
Selenium (Se)-Total			<0.0010		mg/L		0.001	01-OCT-12
Silver (Ag)-Total			<0.00010		mg/L		0.0001	01-OCT-12
Sodium (Na)-Total			<0.10		mg/L		0.1	01-OCT-12
Strontium (Sr)-Total			<0.0010		mg/L		0.001	01-OCT-12
Tellurium (Te)-Total			<0.0010		mg/L		0.001	01-OCT-12
Thallium (Tl)-Total			<0.00030		mg/L		0.0003	01-OCT-12
Tin (Sn)-Total			<0.0010		mg/L		0.001	01-OCT-12
Titanium (Ti)-Total			<0.0020		mg/L		0.002	01-OCT-12
Tungsten (W)-Total			<0.010		mg/L		0.01	01-OCT-12
Uranium (U)-Total			<0.0050		mg/L		0.005	01-OCT-12
Vanadium (V)-Total			<0.0010		mg/L		0.001	01-OCT-12
Zinc (Zn)-Total			<0.0030		mg/L		0.003	01-OCT-12
Zirconium (Zr)-Total			<0.0010		mg/L		0.001	01-OCT-12

**NH3-COL-TB**

**Water**

## Quality Control Report

Workorder: L1211071

Report Date: 08-OCT-12

Page 32 of 37

Test	Matrix	Reference	Result	Qualifier	Units	RPD	Limit	Analyzed
<b>NH3-COL-TB</b>								
<b>Water</b>								
<b>Batch</b>	<b>R2440302</b>							
<b>WG1549982-7</b>	<b>DUP</b>	<b>L1211071-2</b>						
Ammonia, Total (as N)		<0.020	<0.020	RPD-NA	mg/L	N/A	20	20-SEP-12
<b>WG1549982-10</b>	<b>LCS</b>							
Ammonia, Total (as N)			97.2		%		85-115	20-SEP-12
<b>WG1549982-14</b>	<b>LCS</b>							
Ammonia, Total (as N)			96.8		%		85-115	20-SEP-12
<b>WG1549982-2</b>	<b>LCS</b>							
Ammonia, Total (as N)			95.8		%		85-115	20-SEP-12
<b>WG1549982-6</b>	<b>LCS</b>							
Ammonia, Total (as N)			96.7		%		85-115	20-SEP-12
<b>WG1549982-1</b>	<b>MB</b>							
Ammonia, Total (as N)			<0.020		mg/L		0.02	20-SEP-12
<b>WG1549982-13</b>	<b>MB</b>							
Ammonia, Total (as N)			<0.020		mg/L		0.02	20-SEP-12
<b>WG1549982-5</b>	<b>MB</b>							
Ammonia, Total (as N)			<0.020		mg/L		0.02	20-SEP-12
<b>WG1549982-9</b>	<b>MB</b>							
Ammonia, Total (as N)			<0.020		mg/L		0.02	20-SEP-12
<b>WG1549982-12</b>	<b>MS</b>	<b>L1211178-2</b>						
Ammonia, Total (as N)			77.2		%		75-125	20-SEP-12
<b>WG1549982-16</b>	<b>MS</b>	<b>L1211866-1</b>						
Ammonia, Total (as N)			92.2		%		75-125	20-SEP-12
<b>WG1549982-4</b>	<b>MS</b>	<b>L1210726-10</b>						
Ammonia, Total (as N)			89.9		%		75-125	20-SEP-12
<b>WG1549982-8</b>	<b>MS</b>	<b>L1211071-2</b>						
Ammonia, Total (as N)			92.6		%		75-125	20-SEP-12
<b>Batch</b>	<b>R2441407</b>							
<b>WG1551886-2</b>	<b>LCS</b>							
Ammonia, Total (as N)			97.3		%		85-115	22-SEP-12
<b>WG1551886-6</b>	<b>LCS</b>							
Ammonia, Total (as N)			98.4		%		85-115	22-SEP-12
<b>WG1551886-1</b>	<b>MB</b>							
Ammonia, Total (as N)			<0.020		mg/L		0.02	22-SEP-12
<b>WG1551886-5</b>	<b>MB</b>							
Ammonia, Total (as N)			<0.020		mg/L		0.02	22-SEP-12
<b>WG1551886-4</b>	<b>MS</b>	<b>L1212545-1</b>						
Ammonia, Total (as N)			96.0		%		75-125	22-SEP-12
<b>WG1551886-8</b>	<b>MS</b>	<b>L1212553-2</b>						
Ammonia, Total (as N)			123.2		%		75-125	22-SEP-12



## Quality Control Report

Workorder: L1211071

Report Date: 08-OCT-12

Page 33 of 37

Test	Matrix	Reference	Result	Qualifier	Units	RPD	Limit	Analyzed
<b>NO2-IC-TB</b>								
	<b>Water</b>							
<b>Batch</b>	<b>R2441474</b>							
<b>WG1550591-3</b>	<b>DUP</b>	<b>L1211071-4</b>						
Nitrite (as N)		<0.020	<0.020	RPD-NA	mg/L	N/A	20	19-SEP-12
<b>WG1550591-10</b>	<b>LCS</b>							
Nitrite (as N)			99.6		%		90-110	19-SEP-12
<b>WG1550591-14</b>	<b>LCS</b>							
Nitrite (as N)			98.2		%		90-110	19-SEP-12
<b>WG1550591-18</b>	<b>LCS</b>							
Nitrite (as N)			98.7		%		90-110	19-SEP-12
<b>WG1550591-2</b>	<b>LCS</b>							
Nitrite (as N)			95.5		%		90-110	19-SEP-12
<b>WG1550591-6</b>	<b>LCS</b>							
Nitrite (as N)			96.0		%		90-110	19-SEP-12
<b>WG1550591-1</b>	<b>MB</b>							
Nitrite (as N)			<0.020		mg/L		0.02	19-SEP-12
<b>WG1550591-13</b>	<b>MB</b>							
Nitrite (as N)			<0.020		mg/L		0.02	19-SEP-12
<b>WG1550591-17</b>	<b>MB</b>							
Nitrite (as N)			<0.020		mg/L		0.02	19-SEP-12
<b>WG1550591-5</b>	<b>MB</b>							
Nitrite (as N)			<0.020		mg/L		0.02	19-SEP-12
<b>WG1550591-9</b>	<b>MB</b>							
Nitrite (as N)			<0.020		mg/L		0.02	19-SEP-12
<b>WG1550591-16</b>	<b>MS</b>	<b>L1211053-6</b>						
Nitrite (as N)			102.7		%		75-115	19-SEP-12
<b>WG1550591-4</b>	<b>MS</b>	<b>L1211071-4</b>						
Nitrite (as N)			101.2		%		75-115	19-SEP-12
<b>WG1550591-8</b>	<b>MS</b>	<b>L1211159-1</b>						
Nitrite (as N)			93.4		%		75-115	19-SEP-12
<b>NO3-IC-TB</b>								
	<b>Water</b>							
<b>Batch</b>	<b>R2441474</b>							
<b>WG1550591-3</b>	<b>DUP</b>	<b>L1211071-4</b>						
Nitrate (as N)		<0.030	<0.030	RPD-NA	mg/L	N/A	20	19-SEP-12
<b>WG1550591-10</b>	<b>LCS</b>							
Nitrate (as N)			102.3		%		90-110	19-SEP-12
<b>WG1550591-14</b>	<b>LCS</b>							
Nitrate (as N)			101.7		%		90-110	19-SEP-12
<b>WG1550591-18</b>	<b>LCS</b>							
Nitrate (as N)			104.4		%		90-110	19-SEP-12
<b>WG1550591-2</b>	<b>LCS</b>							



## Quality Control Report

Workorder: L1211071

Report Date: 08-OCT-12

Page 34 of 37

Test	Matrix	Reference	Result	Qualifier	Units	RPD	Limit	Analyzed
<b>NO3-IC-TB</b>								
	<b>Water</b>							
<b>Batch</b>	<b>R2441474</b>							
<b>WG1550591-2</b>	<b>LCS</b>							
Nitrate (as N)			100.7		%		90-110	19-SEP-12
<b>WG1550591-6</b>	<b>LCS</b>							
Nitrate (as N)			101.8		%		90-110	19-SEP-12
<b>WG1550591-1</b>	<b>MB</b>							
Nitrate (as N)			<0.030		mg/L		0.03	19-SEP-12
<b>WG1550591-13</b>	<b>MB</b>							
Nitrate (as N)			<0.030		mg/L		0.03	19-SEP-12
<b>WG1550591-17</b>	<b>MB</b>							
Nitrate (as N)			<0.030		mg/L		0.03	19-SEP-12
<b>WG1550591-5</b>	<b>MB</b>							
Nitrate (as N)			<0.030		mg/L		0.03	19-SEP-12
<b>WG1550591-9</b>	<b>MB</b>							
Nitrate (as N)			<0.030		mg/L		0.03	19-SEP-12
<b>WG1550591-16</b>	<b>MS</b>	<b>L1211053-6</b>						
Nitrate (as N)			102.9		%		75-125	19-SEP-12
<b>WG1550591-4</b>	<b>MS</b>	<b>L1211071-4</b>						
Nitrate (as N)			106.8		%		75-125	19-SEP-12
<b>WG1550591-8</b>	<b>MS</b>	<b>L1211159-1</b>						
Nitrate (as N)			92.8		%		75-125	19-SEP-12
<b>OGG-TOT-WT</b>								
	<b>Water</b>							
<b>Batch</b>	<b>R2440968</b>							
<b>WG1550876-2</b>	<b>LCS</b>							
Oil and Grease, Total			85.0		%		75-120	21-SEP-12
<b>WG1550876-3</b>	<b>LCSD</b>	<b>WG1550876-2</b>						
Oil and Grease, Total		85.0	85		%	0.6	45	21-SEP-12
<b>WG1550876-1</b>	<b>MB</b>							
Oil and Grease, Total			<2.0		mg/L		2	21-SEP-12
<b>Batch</b>	<b>R2441518</b>							
<b>WG1551353-2</b>	<b>LCS</b>							
Oil and Grease, Total			91.6		%		75-120	21-SEP-12
<b>WG1551353-3</b>	<b>LCSD</b>	<b>WG1551353-2</b>						
Oil and Grease, Total		91.6	94		%	2.2	45	21-SEP-12
<b>WG1551353-1</b>	<b>MB</b>							
Oil and Grease, Total			<2.0		mg/L		2	21-SEP-12
<b>P-T-COL-TB</b>	<b>Water</b>							

## Quality Control Report

Workorder: L1211071

Report Date: 08-OCT-12

Page 35 of 37

Test	Matrix	Reference	Result	Qualifier	Units	RPD	Limit	Analyzed
<b>P-T-COL-TB</b>								
<b>Water</b>								
<b>Batch</b>	<b>R2440787</b>							
<b>WG1550939-2</b>	<b>LCS</b>							
Phosphorus (P)-Total			97.5		%		80-120	21-SEP-12
<b>WG1550939-6</b>	<b>LCS</b>							
Phosphorus (P)-Total			97.3		%		80-120	21-SEP-12
<b>WG1550939-1</b>	<b>MB</b>							
Phosphorus (P)-Total			<0.0050		mg/L		0.005	21-SEP-12
<b>WG1550939-5</b>	<b>MB</b>							
Phosphorus (P)-Total			<0.0050		mg/L		0.005	21-SEP-12
<b>WG1550939-4</b>	<b>MS</b>	<b>L1211376-1</b>						
Phosphorus (P)-Total			87.0		%		70-130	21-SEP-12
<b>WG1550939-8</b>	<b>MS</b>	<b>L1211812-4</b>						
Phosphorus (P)-Total			91.1		%		70-130	21-SEP-12
<b>PH-CAP-TB</b>								
<b>Water</b>								
<b>Batch</b>	<b>R2439529</b>							
<b>WG1549968-6</b>	<b>DUP</b>	<b>L1211071-8</b>						
pH		7.85	7.85	J	pH	0.01	0.2	19-SEP-12
<b>WG1549968-2</b>	<b>LCS</b>							
pH			6.00		pH		5.9-6.1	19-SEP-12
<b>WG1549968-5</b>	<b>LCS</b>							
pH			6.02		pH		5.9-6.1	19-SEP-12
<b>Batch</b>	<b>R2440460</b>							
<b>WG1550195-3</b>	<b>DUP</b>	<b>L1211071-10</b>						
pH		7.86	7.92	J	pH	0.05	0.2	20-SEP-12
<b>WG1550195-2</b>	<b>LCS</b>							
pH			6.01		pH		5.9-6.1	20-SEP-12
<b>WG1550195-5</b>	<b>LCS</b>							
pH			6.02		pH		5.9-6.1	20-SEP-12
<b>WG1550195-8</b>	<b>LCS</b>							
pH			6.01		pH		5.9-6.1	20-SEP-12
<b>SO4-IC-TB</b>								
<b>Water</b>								
<b>Batch</b>	<b>R2441474</b>							
<b>WG1550591-3</b>	<b>DUP</b>	<b>L1211071-4</b>						
Sulfate (SO4)		1.44	1.45		mg/L	0.2	20	19-SEP-12
<b>WG1550591-10</b>	<b>LCS</b>							
Sulfate (SO4)			107.5		%		90-110	19-SEP-12
<b>WG1550591-14</b>	<b>LCS</b>							
Sulfate (SO4)			105.2		%		90-110	19-SEP-12
<b>WG1550591-18</b>	<b>LCS</b>							



## Quality Control Report

Workorder: L1211071

Report Date: 08-OCT-12

Page 36 of 37

Test	Matrix	Reference	Result	Qualifier	Units	RPD	Limit	Analyzed
<b>SO4-IC-TB</b>								
	<b>Water</b>							
<b>Batch</b>	<b>R2441474</b>							
<b>WG1550591-18</b>	<b>LCS</b>							
Sulfate (SO4)			108.0		%		90-110	19-SEP-12
<b>WG1550591-2</b>	<b>LCS</b>							
Sulfate (SO4)			104.8		%		90-110	19-SEP-12
<b>WG1550591-6</b>	<b>LCS</b>							
Sulfate (SO4)			107.1		%		90-110	19-SEP-12
<b>WG1550591-1</b>	<b>MB</b>							
Sulfate (SO4)			<0.30		mg/L		0.3	19-SEP-12
<b>WG1550591-13</b>	<b>MB</b>							
Sulfate (SO4)			<0.30		mg/L		0.3	19-SEP-12
<b>WG1550591-17</b>	<b>MB</b>							
Sulfate (SO4)			<0.30		mg/L		0.3	19-SEP-12
<b>WG1550591-5</b>	<b>MB</b>							
Sulfate (SO4)			<0.30		mg/L		0.3	19-SEP-12
<b>WG1550591-9</b>	<b>MB</b>							
Sulfate (SO4)			<0.30		mg/L		0.3	19-SEP-12
<b>WG1550591-16</b>	<b>MS</b>	<b>L1211053-6</b>						
Sulfate (SO4)			111.9		%		75-125	19-SEP-12
<b>WG1550591-4</b>	<b>MS</b>	<b>L1211071-4</b>						
Sulfate (SO4)			115.0		%		75-125	19-SEP-12
<b>WG1550591-8</b>	<b>MS</b>	<b>L1211159-1</b>						
Sulfate (SO4)			94.9		%		75-125	19-SEP-12
<b>SOLIDS-TOTSUS-TB</b>								
	<b>Water</b>							
<b>Batch</b>	<b>R2439781</b>							
<b>WG1549492-3</b>	<b>DUP</b>	<b>L1211071-10</b>						
Total Suspended Solids		55.9	53.2		mg/L	4.9	20	19-SEP-12
<b>WG1549492-2</b>	<b>LCS</b>							
Total Suspended Solids			102.2		%		85-115	19-SEP-12
<b>WG1549492-1</b>	<b>MB</b>							
Total Suspended Solids			<2.0		mg/L		2	19-SEP-12

# Quality Control Report

Workorder: L1211071

Report Date: 08-OCT-12

Page 37 of 37

## Legend:

---

Limit	ALS Control Limit (Data Quality Objectives)
DUP	Duplicate
RPD	Relative Percent Difference
N/A	Not Available
LCS	Laboratory Control Sample
SRM	Standard Reference Material
MS	Matrix Spike
MSD	Matrix Spike Duplicate
ADE	Average Desorption Efficiency
MB	Method Blank
IRM	Internal Reference Material
CRM	Certified Reference Material
CCV	Continuing Calibration Verification
CVS	Calibration Verification Standard
LCSD	Laboratory Control Sample Duplicate

## Sample Parameter Qualifier Definitions:

---

Qualifier	Description
J	Duplicate results and limits are expressed in terms of absolute difference.
MS-B	Matrix Spike recovery could not be accurately calculated due to high analyte background in sample.
RPD-NA	Relative Percent Difference Not Available due to result(s) being less than detection limit.

---

## Hold Time Exceedances:

All test results reported with this submission were conducted within ALS recommended hold times.

ALS recommended hold times may vary by province. They are assigned to meet known provincial and/or federal government requirements. In the absence of regulatory hold times, ALS establishes recommendations based on guidelines published by the US EPA, APHA Standard Methods, or Environment Canada (where available). For more information, please contact ALS.

---

The ALS Quality Control Report is provided to ALS clients upon request. ALS includes comprehensive QC checks with every analysis to ensure our high standards of quality are met. Each QC result has a known or expected target value, which is compared against pre-determined data quality objectives to provide confidence in the accuracy of associated test results.

Please note that this report may contain QC results from anonymous Sample Duplicates and Matrix Spikes that do not originate from this Work Order.







L1211071-COFC

Company:		Information		Both questions below must answered for water samples												
Contact: SEE PAGE 1		end) Table: _____		Are any samples taken from a regulated DW System? <input type="checkbox"/> Yes <input type="checkbox"/> No												
Address:		<input type="checkbox"/> Yes <input type="checkbox"/> No		If yes, an authorized DW COC must be used.												
Phone:		PWQO <input checked="" type="checkbox"/> MISA <input type="checkbox"/> MMER <input type="checkbox"/> CCME <input type="checkbox"/>		Is the water sampled intended for human consumption? <input type="checkbox"/> Yes <input type="checkbox"/> No												
Fax:		Guideline Required:		<b>Analysis Request</b>												
Email:		TCLP Regulation 558 <input type="checkbox"/> Other:		Please Indicate below Filtered, Preserved or both (F, P, F/P)												
Project:		Service Requested														
Quote #		<input checked="" type="checkbox"/> Regular TAT (7 Days)														
Invoice To:		<input type="checkbox"/> Priority TAT 50% Surcharge (3-5 Days)														
Same as Report: <input type="checkbox"/> Yes <input type="checkbox"/> No		<input type="checkbox"/> Emergency TAT 100% Surcharge (1-2 Days)														
Company:		Specify Date Required:														
Contact:		All TAT quoted material is in business days which														
Address:		exclude statutory holidays and weekends. Samples														
Email:		received past 3:00pm or Saturday/Sunday begin the														
Account Manager: K.R.		next day.														
Sampler: MP + CR																
Sample #	Sample Identification (This description will appear on the report)	Date	Time	Sample Type	ALU, pH, CONDUCTIVITY	CL, NO <sub>2</sub> , NH <sub>4</sub> , SO <sub>4</sub>	ALUMINUM, TSS	TOTAL CHLORIDE	WAD CHLORIDE	CN - FREE - COL - VA	AMMONIUM, TOTAL PHOS	DOB	TOTAL METALS + HD	DISSOLVED METALS + HE	BARONES	Number of Containers
12	SW444	18/09/12	9 <sup>35</sup>	WATER	x	x	x	x	x	x	x	x	x	x	x	1
13	Field Blank	18/09/12	9 <sup>40</sup>	↓	↓	↓	↓	↓	↓	↓	↓	↓	↓	↓	↓	1
14	Travel Blank	-	-	↓	↓	↓	↓	↓	↓	↓	↓	↓	↓	↓	↓	1
<b>Special Instructions / Comments</b>																
7L2a, SW11 - DRY, SW5, SW6 - CANNOT ENTER																
SHIPMENT RELEASE (client use)				SHIPMENT RECEPTION (lab use only)				SHIPMENT VERIFICATION (lab use only)								
Released by: <i>MPH</i>	Date & Time: 18/09/12	Received by: <i>Kim</i>	Date & Time: 19/09/12	Temp: 8.9	Cooling Initiated: <input type="checkbox"/> Yes <input type="checkbox"/> No	Verified by: <i>Kim</i>	Date & Time: 19/09/12	Observations: (Yes) No? <input checked="" type="checkbox"/> Yes <input type="checkbox"/> No? If Yes add SIF								



**\*\*Failure to complete all portions of this form may delay analysis.\*\*** TAT may vary dependant on complexity of analysis and lab workload at time of submission. Please contact the lab to confirm TATs. Any known or suspected hazards relating to a sample must be noted on the chain of custody in the comments section. By use of the form the user acknowledges and agrees with the Terms and Conditions as specified on the back page.



TREASURY METALS INC.  
ATTN: Mac Potter  
P.O. Box 789  
Dryden ON P8N 2Z4

Date Received: 02-NOV-12  
Report Date: 19-NOV-12 14:48 (MT)  
Version: FINAL

Client Phone: 807-938-6961

## Certificate of Analysis

**Lab Work Order #:** L1232517  
**Project P.O. #:** M0210-P0115  
**Job Reference:** JOB M0906A01  
**C of C Numbers:**  
**Legal Site Desc:** GOLIATH PROJECT

Tricia Sampson  
Account Manager Supervisor

[This report shall not be reproduced except in full without the written authority of the Laboratory.]

ADDRESS: 1081 Barton Street, Thunder Bay, ON P7B 5N3 Canada | Phone: +1 807 623 6463 | Fax: +1 807 623 7598  
ALS CANADA LTD Part of the ALS Group A Campbell Brothers Limited Company

# ALS ENVIRONMENTAL ANALYTICAL REPORT

	Sample ID Description Sampled Date Sampled Time Client ID	L1232517-1 WATER 31-OCT-12  SW3	L1232517-2 WATER 31-OCT-12  SW2	L1232517-3 WATER 31-OCT-12  SW1	L1232517-4 WATER 31-OCT-12  TL3	L1232517-5 WATER 31-OCT-12  TL1A
Grouping	Analyte					
<b>WATER</b>						
<b>Physical Tests</b>	Conductivity (EC) (uS/cm)	150	139	86.9	82.9	54.0
	Hardness (as CaCO3) (mg/L)	53.2	66.6	42.4	40.8	26.5
	pH (pH)	7.27	7.41	7.09	7.10	6.70
	Total Suspended Solids (mg/L)	3.5	17.2	4.0	6.9	5.7
<b>Anions and Nutrients</b>	Acidity (as CaCO3) (mg/L)	3.0	2.6	4.0	4.4	5.4
	Alkalinity, Total (as CaCO3) (mg/L CaCO3)	51.2	63.3	38.8	33.8	20.2
	Ammonia, Total (as N) (mg/L)	<0.020	<0.020	<0.020	<0.020	<0.020
	Chloride (Cl) (mg/L)	12.4	2.20	0.76	1.37	0.87
	Nitrate (as N) (mg/L)	<0.030	<0.030	<0.030	0.064	0.070
	Nitrite (as N) (mg/L)	<0.020	<0.020	<0.020	<0.020	<0.020
	Phosphorus (P)-Total (mg/L)	0.0160	0.0268	0.0086	0.0225	0.0240
	Sulfate (SO4) (mg/L)	1.63	1.02	1.72	2.50	1.78
<b>Cyanides</b>	Cyanide, Weak Acid Diss (mg/L)	<0.0020	<0.0020	<0.0020	<0.0020	<0.0020
	Cyanide, Total (mg/L)	<0.0020	<0.0020	<0.0020	<0.0020	<0.0020
	Cyanide, Free (mg/L)	<0.0050	<0.0050	<0.0050	<0.0050	<0.0050
<b>Total Metals</b>	Aluminum (Al)-Total (mg/L)	0.0293	1.07	0.0404	0.321	0.239
	Antimony (Sb)-Total (mg/L)	<0.00060	<0.0060 <sup>DLA</sup>	<0.00060	<0.0060 <sup>DLA</sup>	<0.0060 <sup>DLA</sup>
	Arsenic (As)-Total (mg/L)	<0.0010	<0.010 <sup>DLA</sup>	<0.0010	<0.010 <sup>DLA</sup>	<0.010 <sup>DLA</sup>
	Barium (Ba)-Total (mg/L)	<0.010	<0.10 <sup>DLA</sup>	<0.010	<0.10 <sup>DLA</sup>	<0.10 <sup>DLA</sup>
	Beryllium (Be)-Total (mg/L)	<0.0010	<0.010 <sup>DLA</sup>	<0.0010	<0.010 <sup>DLA</sup>	<0.010 <sup>DLA</sup>
	Bismuth (Bi)-Total (mg/L)	<0.0010	<0.010 <sup>DLA</sup>	<0.0010	<0.010 <sup>DLA</sup>	<0.010 <sup>DLA</sup>
	Boron (B)-Total (mg/L)	<0.050	<0.50 <sup>DLA</sup>	<0.050	<0.50 <sup>DLA</sup>	<0.50 <sup>DLA</sup>
	Cadmium (Cd)-Total (mg/L)	<0.000017	<0.00017 <sup>DLA</sup>	<0.000017	<0.00017 <sup>DLA</sup>	<0.00017 <sup>DLA</sup>
	Calcium (Ca)-Total (mg/L)	13.0	21.6	12.3	11.4	9.0
	Chromium (Cr)-Total (mg/L)	<0.0010	<0.010 <sup>DLA</sup>	<0.0010	<0.010 <sup>DLA</sup>	<0.010 <sup>DLA</sup>
	Cobalt (Co)-Total (mg/L)	<0.00050	<0.0050 <sup>DLA</sup>	<0.00050	<0.0050 <sup>DLA</sup>	<0.0050 <sup>DLA</sup>
	Copper (Cu)-Total (mg/L)	<0.0010	<0.010 <sup>DLA</sup>	<0.0010	<0.010 <sup>DLA</sup>	<0.010 <sup>DLA</sup>
	Iron (Fe)-Total (mg/L)	0.072	1.63	0.308	1.05	1.82
	Lead (Pb)-Total (mg/L)	<0.0010	<0.010 <sup>DLA</sup>	<0.0010	<0.010 <sup>DLA</sup>	<0.010 <sup>DLA</sup>
	Lithium (Li)-Total (mg/L)	<0.050	<0.50 <sup>DLA</sup>	<0.050	<0.50 <sup>DLA</sup>	<0.50 <sup>DLA</sup>
	Magnesium (Mg)-Total (mg/L)	3.14	6.67	1.98	3.12	2.23
	Manganese (Mn)-Total (mg/L)	0.0059	0.055	0.0123	0.029	0.085
	Mercury (Hg)-Total (mg/L)	<0.000010	<0.000010 <sup>DLA</sup>	<0.000010	<0.000010 <sup>DLA</sup>	<0.000010 <sup>DLA</sup>
	Molybdenum (Mo)-Total (mg/L)	<0.0010	<0.010 <sup>DLA</sup>	<0.0010	<0.010 <sup>DLA</sup>	<0.010 <sup>DLA</sup>
	Nickel (Ni)-Total (mg/L)	<0.0020	<0.020 <sup>DLA</sup>	<0.0020	<0.020 <sup>DLA</sup>	<0.020 <sup>DLA</sup>
	Potassium (K)-Total (mg/L)	1.00	<5.0 <sup>DLA</sup>	0.89	<5.0 <sup>DLA</sup>	<5.0 <sup>DLA</sup>
	Selenium (Se)-Total (mg/L)	<0.0010	<0.010 <sup>DLA</sup>	<0.0010	<0.010 <sup>DLA</sup>	<0.010 <sup>DLA</sup>

\* Please refer to the Reference Information section for an explanation of any qualifiers detected.

# ALS ENVIRONMENTAL ANALYTICAL REPORT

Sample ID Description Sampled Date Sampled Time Client ID	L1232517-6 WATER 31-OCT-12  TL2A	L1232517-7 WATER 31-OCT-12  TL22	L1232517-8 WATER 31-OCT-12  SW7	L1232517-9 WATER 31-OCT-12  SW8	L1232517-10 WATER 31-OCT-12  SW9	
Grouping	Analyte					
<b>WATER</b>						
<b>Physical Tests</b>	Conductivity (EC) (uS/cm)	142	141	64.0	131	146
	Hardness (as CaCO3) (mg/L)	66.4	67.5	33.0	61.6	70.5
	pH (pH)	7.12	7.13	7.13	7.61	7.41
	Total Suspended Solids (mg/L)	6.9	14.4	5.0	5.2	3.1
<b>Anions and Nutrients</b>	Acidity (as CaCO3) (mg/L)	7.0	8.0	3.4	3.0	4.8
	Alkalinity, Total (as CaCO3) (mg/L CaCO3)	63.5	62.9	25.5	62.8	69.8
	Ammonia, Total (as N) (mg/L)	0.040	0.033	<0.020	<0.020	<0.020
	Chloride (Cl) (mg/L)	0.93	0.94	0.43	0.41	0.56
	Nitrate (as N) (mg/L)	<0.030	<0.030	0.138	0.059	0.137
	Nitrite (as N) (mg/L)	<0.020	<0.020	<0.020	<0.020	<0.020
	Phosphorus (P)-Total (mg/L)	0.0423	0.0483	0.0110	<0.0050	0.0111
	Sulfate (SO4) (mg/L)	2.08	2.08	2.82	0.86	1.16
<b>Cyanides</b>	Cyanide, Weak Acid Diss (mg/L)	<0.0020	<0.0020	<0.0020	<0.0020	<0.0020
	Cyanide, Total (mg/L)	<0.0020	<0.0020	<0.0020	<0.0020	<0.0020
	Cyanide, Free (mg/L)	<0.0050	<0.0050	<0.0050	<0.0050	<0.0050
<b>Total Metals</b>	Aluminum (Al)-Total (mg/L)	0.243	0.588	0.213	<0.050 <sup>DLA</sup>	0.0586
	Antimony (Sb)-Total (mg/L)	<0.0060 <sup>DLA</sup>	<0.0060 <sup>DLA</sup>	<0.0060 <sup>DLA</sup>	<0.0060 <sup>DLA</sup>	<0.00060
	Arsenic (As)-Total (mg/L)	<0.010 <sup>DLA</sup>	<0.010 <sup>DLA</sup>	<0.010 <sup>DLA</sup>	<0.010 <sup>DLA</sup>	<0.0010
	Barium (Ba)-Total (mg/L)	<0.10 <sup>DLA</sup>	<0.10 <sup>DLA</sup>	<0.10 <sup>DLA</sup>	<0.10 <sup>DLA</sup>	0.012
	Beryllium (Be)-Total (mg/L)	<0.010 <sup>DLA</sup>	<0.010 <sup>DLA</sup>	<0.010 <sup>DLA</sup>	<0.010 <sup>DLA</sup>	<0.0010
	Bismuth (Bi)-Total (mg/L)	<0.010 <sup>DLA</sup>	<0.010 <sup>DLA</sup>	<0.010 <sup>DLA</sup>	<0.010 <sup>DLA</sup>	<0.0010
	Boron (B)-Total (mg/L)	<0.50 <sup>DLA</sup>	<0.50 <sup>DLA</sup>	<0.50 <sup>DLA</sup>	<0.50 <sup>DLA</sup>	<0.050
	Cadmium (Cd)-Total (mg/L)	<0.00017 <sup>DLA</sup>	<0.00017 <sup>DLA</sup>	<0.00017 <sup>DLA</sup>	<0.00017 <sup>DLA</sup>	<0.000017
	Calcium (Ca)-Total (mg/L)	19.0	20.7	11.0	22.4	21.5
	Chromium (Cr)-Total (mg/L)	<0.010 <sup>DLA</sup>	<0.010 <sup>DLA</sup>	<0.010 <sup>DLA</sup>	<0.010 <sup>DLA</sup>	<0.0010
	Cobalt (Co)-Total (mg/L)	<0.0050 <sup>DLA</sup>	<0.0050 <sup>DLA</sup>	<0.0050 <sup>DLA</sup>	<0.0050 <sup>DLA</sup>	<0.00050
	Copper (Cu)-Total (mg/L)	<0.010 <sup>DLA</sup>	<0.010 <sup>DLA</sup>	<0.010 <sup>DLA</sup>	<0.010 <sup>DLA</sup>	<0.0010
	Iron (Fe)-Total (mg/L)	0.76	1.11	0.85	0.54	0.414
	Lead (Pb)-Total (mg/L)	<0.010 <sup>DLA</sup>	<0.010 <sup>DLA</sup>	<0.010 <sup>DLA</sup>	<0.010 <sup>DLA</sup>	<0.0010
	Lithium (Li)-Total (mg/L)	<0.50 <sup>DLA</sup>	<0.50 <sup>DLA</sup>	<0.50 <sup>DLA</sup>	<0.50 <sup>DLA</sup>	<0.050
	Magnesium (Mg)-Total (mg/L)	6.05	6.64	1.95	1.79	4.43
	Manganese (Mn)-Total (mg/L)	0.056 <sup>DLA</sup>	0.068	0.032	0.073	0.0940 <sup>DTC</sup>
	Mercury (Hg)-Total (mg/L)	<0.000010 <sup>DLA</sup>	<0.000010 <sup>DLA</sup>	<0.000010 <sup>DLA</sup>	<0.000010 <sup>DLA</sup>	<0.000010
	Molybdenum (Mo)-Total (mg/L)	<0.010 <sup>DLA</sup>	<0.010 <sup>DLA</sup>	<0.010 <sup>DLA</sup>	<0.010 <sup>DLA</sup>	<0.0010
	Nickel (Ni)-Total (mg/L)	<0.020 <sup>DLA</sup>	<0.020 <sup>DLA</sup>	<0.020 <sup>DLA</sup>	<0.020 <sup>DLA</sup>	<0.0020
	Potassium (K)-Total (mg/L)	<5.0 <sup>DLA</sup>	<5.0 <sup>DLA</sup>	<5.0 <sup>DLA</sup>	<5.0 <sup>DLA</sup>	1.26
	Selenium (Se)-Total (mg/L)	<0.010 <sup>DLA</sup>	<0.010 <sup>DLA</sup>	<0.010 <sup>DLA</sup>	<0.010 <sup>DLA</sup>	<0.0010

\* Please refer to the Reference Information section for an explanation of any qualifiers detected.

## ALS ENVIRONMENTAL ANALYTICAL REPORT

	Sample ID Description Sampled Date Sampled Time Client ID	L1232517-11 WATER 31-OCT-12  SW10	L1232517-12 WATER 31-OCT-12  FIELD BALNK	L1232517-13 WATER 31-OCT-12  TRAVEL BLANK	
Grouping	Analyte				
<b>WATER</b>					
<b>Physical Tests</b>	Conductivity (EC) (uS/cm)	90.0	<3.0	<3.0	
	Hardness (as CaCO3) (mg/L)	43.9	<0.51	<0.51	
	pH (pH)	7.33	5.48	5.62	
	Total Suspended Solids (mg/L)	4.8	<2.0	<2.0	
<b>Anions and Nutrients</b>	Acidity (as CaCO3) (mg/L)	5.0	<2.0	<2.0	
	Alkalinity, Total (as CaCO3) (mg/L CaCO3)	41.0	<5.0	<5.0	
	Ammonia, Total (as N) (mg/L)	0.027	<0.020	0.050 <sup>RRV</sup>	
	Chloride (Cl) (mg/L)	0.40	<0.10	<0.10	
	Nitrate (as N) (mg/L)	0.060	<0.030	<0.030	
	Nitrite (as N) (mg/L)	<0.020	<0.020	<0.020	
	Phosphorus (P)-Total (mg/L)	0.0142	<0.0050	<0.0050	
	Sulfate (SO4) (mg/L)	1.93	<0.30	<0.30	
<b>Cyanides</b>	Cyanide, Weak Acid Diss (mg/L)	<0.0020	<0.0020	<0.0020	
	Cyanide, Total (mg/L)	<0.0020	<0.0020	<0.0020	
	Cyanide, Free (mg/L)	<0.0050	<0.0050	<0.0050	
<b>Total Metals</b>	Aluminum (Al)-Total (mg/L)	0.104	<0.0050	<0.0050	
	Antimony (Sb)-Total (mg/L)	<0.00060	<0.00060	<0.00060	
	Arsenic (As)-Total (mg/L)	<0.0010	<0.0010	<0.0010	
	Barium (Ba)-Total (mg/L)	<0.010	<0.010	<0.010	
	Beryllium (Be)-Total (mg/L)	<0.0010	<0.0010	<0.0010	
	Bismuth (Bi)-Total (mg/L)	<0.0010	<0.0010	<0.0010	
	Boron (B)-Total (mg/L)	<0.050	<0.050	<0.050	
	Cadmium (Cd)-Total (mg/L)	<0.000017	<0.000017	<0.000017	
	Calcium (Ca)-Total (mg/L)	14.5	<0.20	<0.20	
	Chromium (Cr)-Total (mg/L)	<0.0010	<0.0010	<0.0010	
	Cobalt (Co)-Total (mg/L)	<0.00050	<0.00050	<0.00050	
	Copper (Cu)-Total (mg/L)	<0.0010	<0.0010	<0.0010	
	Iron (Fe)-Total (mg/L)	1.54	<0.020	<0.020	
	Lead (Pb)-Total (mg/L)	<0.0010	<0.0010	<0.0010	
	Lithium (Li)-Total (mg/L)	<0.050	<0.050	<0.050	
	Magnesium (Mg)-Total (mg/L)	2.13	<0.020	<0.020	
	Manganese (Mn)-Total (mg/L)	0.123	<0.0010	<0.0010	
	Mercury (Hg)-Total (mg/L)	<0.000010	<0.000010	<0.000010	
	Molybdenum (Mo)-Total (mg/L)	<0.0010	<0.0010	<0.0010	
	Nickel (Ni)-Total (mg/L)	<0.0020	<0.0020	<0.0020	
	Potassium (K)-Total (mg/L)	<0.50	<0.50	<0.50	
	Selenium (Se)-Total (mg/L)	<0.0010	<0.0010	<0.0010	

\* Please refer to the Reference Information section for an explanation of any qualifiers detected.

# ALS ENVIRONMENTAL ANALYTICAL REPORT

Sample ID Description Sampled Date Sampled Time Client ID		L1232517-1 WATER 31-OCT-12  SW3	L1232517-2 WATER 31-OCT-12  SW2	L1232517-3 WATER 31-OCT-12  SW1	L1232517-4 WATER 31-OCT-12  TL3	L1232517-5 WATER 31-OCT-12  TL1A
Grouping	Analyte					
<b>WATER</b>						
<b>Total Metals</b>	Silver (Ag)-Total (mg/L)	<0.00010	<0.0010 <sup>DLA</sup>	<0.00010	<0.0010 <sup>DLA</sup>	<0.0010 <sup>DLA</sup>
	Sodium (Na)-Total (mg/L)	6.99	2.7	1.37	1.6	1.3
	Strontium (Sr)-Total (mg/L)	0.0296	0.038	0.0216	0.023	0.019
	Tellurium (Te)-Total (mg/L)	<0.0010	<0.010 <sup>DLA</sup>	<0.0010	<0.010 <sup>DLA</sup>	<0.010 <sup>DLA</sup>
	Thallium (Tl)-Total (mg/L)	<0.00030	<0.0030 <sup>DLA</sup>	<0.00030	<0.0030 <sup>DLA</sup>	<0.0030 <sup>DLA</sup>
	Tin (Sn)-Total (mg/L)	<0.0010	<0.010 <sup>DLA</sup>	<0.0010	<0.010 <sup>DLA</sup>	<0.010 <sup>DLA</sup>
	Titanium (Ti)-Total (mg/L)	<0.0020	0.047 <sup>DLA</sup>	<0.0020	<0.020 <sup>DLA</sup>	<0.020 <sup>DLA</sup>
	Tungsten (W)-Total (mg/L)	<0.010	<0.10 <sup>DLA</sup>	<0.010	<0.10 <sup>DLA</sup>	<0.10 <sup>DLA</sup>
	Uranium (U)-Total (mg/L)	<0.0050	<0.050 <sup>DLA</sup>	<0.0050	<0.050 <sup>DLA</sup>	<0.050 <sup>DLA</sup>
	Vanadium (V)-Total (mg/L)	<0.0010	<0.010 <sup>DLA</sup>	<0.0010	<0.010 <sup>DLA</sup>	<0.010 <sup>DLA</sup>
	Zinc (Zn)-Total (mg/L)	<0.0030	<0.030 <sup>DLA</sup>	<0.0030	<0.030 <sup>DLA</sup>	<0.030 <sup>DLA</sup>
	Zirconium (Zr)-Total (mg/L)	<0.0010	<0.010 <sup>DLA</sup>	<0.0010	<0.010 <sup>DLA</sup>	<0.010 <sup>DLA</sup>
<b>Dissolved Metals</b>	Aluminum (Al)-Dissolved (mg/L)	0.0061	0.0383	0.0183	0.0803	0.110
	Antimony (Sb)-Dissolved (mg/L)	<0.00060	<0.00060	<0.00060	<0.00060	<0.00060
	Arsenic (As)-Dissolved (mg/L)	<0.0010	<0.0010	<0.0010	<0.0010	<0.0010
	Barium (Ba)-Dissolved (mg/L)	<0.010	<0.010	<0.010	<0.010	<0.010
	Beryllium (Be)-Dissolved (mg/L)	<0.0010	<0.0010	<0.0010	<0.0010	<0.0010
	Bismuth (Bi)-Dissolved (mg/L)	<0.0010	<0.0010	<0.0010	<0.0010	<0.0010
	Boron (B)-Dissolved (mg/L)	<0.050	<0.050	<0.050	<0.050	<0.050
	Cadmium (Cd)-Dissolved (mg/L)	<0.000017	<0.000017	<0.000017	<0.000017	<0.000017
	Calcium (Ca)-Dissolved (mg/L)	15.1	18.1	13.4	11.3	7.52
	Chromium (Cr)-Dissolved (mg/L)	<0.0010	<0.0010	<0.0010	<0.0010	<0.0010
	Cobalt (Co)-Dissolved (mg/L)	<0.00050	<0.00050	<0.00050	<0.00050	<0.00050
	Copper (Cu)-Dissolved (mg/L)	<0.0010	<0.0010	<0.0010	0.0010	<0.0010
	Iron (Fe)-Dissolved (mg/L)	0.022	0.201	0.150	0.541	0.818
	Lead (Pb)-Dissolved (mg/L)	<0.0010	<0.0010	<0.0010	<0.0010	<0.0010
	Lithium (Li)-Dissolved (mg/L)	<0.050	<0.050	<0.050	<0.050	<0.050
	Magnesium (Mg)-Dissolved (mg/L)	3.75	5.21	2.19	3.04	1.87
	Manganese (Mn)-Dissolved (mg/L)	0.0046	0.0188	0.0106	0.0228	0.0359
	Mercury (Hg)-Dissolved (mg/L)	<0.000010	<0.000010	<0.000010	<0.000010	<0.000010
	Molybdenum (Mo)-Dissolved (mg/L)	<0.0010	<0.0010	<0.0010	<0.0010	<0.0010
	Nickel (Ni)-Dissolved (mg/L)	<0.0020	<0.0020	<0.0020	<0.0020	<0.0020
	Potassium (K)-Dissolved (mg/L)	1.08	1.50	0.95	0.87	<0.50
	Selenium (Se)-Dissolved (mg/L)	<0.0010	<0.0010	<0.0010	<0.0010	<0.0010
	Silver (Ag)-Dissolved (mg/L)	<0.00010	<0.00010	<0.00010	<0.00010	<0.00010
	Sodium (Na)-Dissolved (mg/L)	8.07	2.22	1.45	1.75	1.19
	Strontium (Sr)-Dissolved (mg/L)	0.0359	0.0313	0.0226	0.0235	0.0160

\* Please refer to the Reference Information section for an explanation of any qualifiers detected.

## ALS ENVIRONMENTAL ANALYTICAL REPORT

Sample ID Description Sampled Date Sampled Time Client ID		L1232517-6 WATER 31-OCT-12  TL2A	L1232517-7 WATER 31-OCT-12  TL22	L1232517-8 WATER 31-OCT-12  SW7	L1232517-9 WATER 31-OCT-12  SW8	L1232517-10 WATER 31-OCT-12  SW9
Grouping	Analyte					
<b>WATER</b>						
<b>Total Metals</b>	Silver (Ag)-Total (mg/L)	<0.0010 <sup>DLA</sup>	<0.0010 <sup>DLA</sup>	<0.0010 <sup>DLA</sup>	<0.0010 <sup>DLA</sup>	<0.00010
	Sodium (Na)-Total (mg/L)	2.9	3.1	1.1	<1.0 <sup>DLA</sup>	2.30
	Strontium (Sr)-Total (mg/L)	0.041	0.047	0.021	0.029	0.0392
	Tellurium (Te)-Total (mg/L)	<0.010 <sup>DLA</sup>	<0.010 <sup>DLA</sup>	<0.010 <sup>DLA</sup>	<0.010 <sup>DLA</sup>	<0.0010
	Thallium (Tl)-Total (mg/L)	<0.0030 <sup>DLA</sup>	<0.0030 <sup>DLA</sup>	<0.0030 <sup>DLA</sup>	<0.0030 <sup>DLA</sup>	<0.00030
	Tin (Sn)-Total (mg/L)	<0.010 <sup>DLA</sup>	<0.010 <sup>DLA</sup>	<0.010 <sup>DLA</sup>	<0.010 <sup>DLA</sup>	<0.0010
	Titanium (Ti)-Total (mg/L)	<0.020 <sup>DLA</sup>	0.021 <sup>DLA</sup>	<0.020 <sup>DLA</sup>	<0.020 <sup>DLA</sup>	<0.0020
	Tungsten (W)-Total (mg/L)	<0.10 <sup>DLA</sup>	<0.10 <sup>DLA</sup>	<0.10 <sup>DLA</sup>	<0.10 <sup>DLA</sup>	<0.010
	Uranium (U)-Total (mg/L)	<0.050 <sup>DLA</sup>	<0.050 <sup>DLA</sup>	<0.050 <sup>DLA</sup>	<0.050 <sup>DLA</sup>	<0.0050
	Vanadium (V)-Total (mg/L)	<0.010 <sup>DLA</sup>	<0.010 <sup>DLA</sup>	<0.010 <sup>DLA</sup>	<0.010 <sup>DLA</sup>	<0.0010
	Zinc (Zn)-Total (mg/L)	<0.030 <sup>DLA</sup>	<0.030 <sup>DLA</sup>	<0.030 <sup>DLA</sup>	<0.030 <sup>DLA</sup>	<0.0030
	Zirconium (Zr)-Total (mg/L)	<0.010 <sup>DLA</sup>	<0.010 <sup>DLA</sup>	<0.010 <sup>DLA</sup>	<0.010 <sup>DLA</sup>	<0.0010
<b>Dissolved Metals</b>	Aluminum (Al)-Dissolved (mg/L)	0.0678	0.0705	0.168	<0.0050	0.0493
	Antimony (Sb)-Dissolved (mg/L)	<0.00060	<0.00060	<0.00060	<0.00060	<0.00060
	Arsenic (As)-Dissolved (mg/L)	<0.0010	<0.0010	<0.0010	<0.0010	<0.0010
	Barium (Ba)-Dissolved (mg/L)	0.012	0.012	<0.010	0.014	0.012
	Beryllium (Be)-Dissolved (mg/L)	<0.0010	<0.0010	<0.0010	<0.0010	<0.0010
	Bismuth (Bi)-Dissolved (mg/L)	<0.0010	<0.0010	<0.0010	<0.0010	<0.0010
	Boron (B)-Dissolved (mg/L)	<0.050	<0.050	<0.050	<0.050	<0.050
	Cadmium (Cd)-Dissolved (mg/L)	<0.000017	<0.000017	<0.000017	<0.000017	<0.000017
	Calcium (Ca)-Dissolved (mg/L)	17.5	17.8	10.2	21.7	21.0
	Chromium (Cr)-Dissolved (mg/L)	<0.0010	<0.0010	<0.0010	<0.0010	<0.0010
	Cobalt (Co)-Dissolved (mg/L)	<0.00050	<0.00050	<0.00050	<0.00050	<0.00050
	Copper (Cu)-Dissolved (mg/L)	<0.0010	<0.0010	0.0010	<0.0010	<0.0010
	Iron (Fe)-Dissolved (mg/L)	0.421	0.413	0.670	0.173	0.223
	Lead (Pb)-Dissolved (mg/L)	<0.0010	<0.0010	<0.0010	<0.0010	<0.0010
	Lithium (Li)-Dissolved (mg/L)	<0.050	<0.050	<0.050	<0.050	<0.050
	Magnesium (Mg)-Dissolved (mg/L)	5.48	5.63	1.85	1.83	4.42
	Manganese (Mn)-Dissolved (mg/L)	0.0431	0.0406	0.0271	0.0630	0.209 <sup>DTC</sup>
	Mercury (Hg)-Dissolved (mg/L)	<0.000010	<0.000010	<0.000010	<0.000010	<0.000010
	Molybdenum (Mo)-Dissolved (mg/L)	<0.0010	<0.0010	<0.0010	<0.0010	<0.0010
	Nickel (Ni)-Dissolved (mg/L)	<0.0020	<0.0020	<0.0020	<0.0020	<0.0020
	Potassium (K)-Dissolved (mg/L)	2.92	2.98	<0.50	0.59	1.21
	Selenium (Se)-Dissolved (mg/L)	<0.0010	<0.0010	<0.0010	<0.0010	<0.0010
	Silver (Ag)-Dissolved (mg/L)	<0.00010	<0.00010	<0.00010	<0.00010	<0.00010
	Sodium (Na)-Dissolved (mg/L)	2.69	2.77	1.12	1.03	2.34
	Strontium (Sr)-Dissolved (mg/L)	0.0402	0.0401	0.0209	0.0282	0.0374

\* Please refer to the Reference Information section for an explanation of any qualifiers detected.

# ALS ENVIRONMENTAL ANALYTICAL REPORT

	Sample ID Description Sampled Date Sampled Time Client ID	L1232517-11 WATER 31-OCT-12  SW10	L1232517-12 WATER 31-OCT-12  FIELD BALNK	L1232517-13 WATER 31-OCT-12  TRAVEL BLANK	
Grouping	Analyte				
<b>WATER</b>					
<b>Total Metals</b>	Silver (Ag)-Total (mg/L)	<0.00010	<0.00010	<0.00010	
	Sodium (Na)-Total (mg/L)	1.43	<0.10	<0.10	
	Strontium (Sr)-Total (mg/L)	0.0254	<0.0010	<0.0010	
	Tellurium (Te)-Total (mg/L)	<0.0010	<0.0010	<0.0010	
	Thallium (Tl)-Total (mg/L)	<0.00030	<0.00030	<0.00030	
	Tin (Sn)-Total (mg/L)	<0.0010	<0.0010	<0.0010	
	Titanium (Ti)-Total (mg/L)	0.0030	<0.0020	<0.0020	
	Tungsten (W)-Total (mg/L)	<0.010	<0.010	<0.010	
	Uranium (U)-Total (mg/L)	<0.0050	<0.0050	<0.0050	
	Vanadium (V)-Total (mg/L)	0.0011	<0.0010	<0.0010	
	Zinc (Zn)-Total (mg/L)	<0.0030	<0.0030	<0.0030	
	Zirconium (Zr)-Total (mg/L)	<0.0010	<0.0010	<0.0010	
<b>Dissolved Metals</b>	Aluminum (Al)-Dissolved (mg/L)	0.0900	<0.0050	<0.0050	
	Antimony (Sb)-Dissolved (mg/L)	<0.00060	<0.00060	<0.00060	
	Arsenic (As)-Dissolved (mg/L)	<0.0010	<0.0010	<0.0010	
	Barium (Ba)-Dissolved (mg/L)	<0.010	<0.010	<0.010	
	Beryllium (Be)-Dissolved (mg/L)	<0.0010	<0.0010	<0.0010	
	Bismuth (Bi)-Dissolved (mg/L)	<0.0010	<0.0010	<0.0010	
	Boron (B)-Dissolved (mg/L)	<0.050	<0.050	<0.050	
	Cadmium (Cd)-Dissolved (mg/L)	<0.000017	<0.000017	<0.000017	
	Calcium (Ca)-Dissolved (mg/L)	14.1	<0.20	<0.20	
	Chromium (Cr)-Dissolved (mg/L)	<0.0010	<0.0010	<0.0010	
	Cobalt (Co)-Dissolved (mg/L)	<0.00050	<0.00050	<0.00050	
	Copper (Cu)-Dissolved (mg/L)	<0.0010	<0.0010	<0.0010	
	Iron (Fe)-Dissolved (mg/L)	1.15	<0.020	<0.020	
	Lead (Pb)-Dissolved (mg/L)	<0.0010	<0.0010	<0.0010	
	Lithium (Li)-Dissolved (mg/L)	<0.050	<0.050	<0.050	
	Magnesium (Mg)-Dissolved (mg/L)	2.13	<0.020	<0.020	
	Manganese (Mn)-Dissolved (mg/L)	0.108	<0.0010	<0.0010	
	Mercury (Hg)-Dissolved (mg/L)	<0.000010	<0.000010	<0.000010	
	Molybdenum (Mo)-Dissolved (mg/L)	<0.0010	<0.0010	<0.0010	
	Nickel (Ni)-Dissolved (mg/L)	<0.0020	<0.0020	<0.0020	
	Potassium (K)-Dissolved (mg/L)	<0.50	<0.50	<0.50	
	Selenium (Se)-Dissolved (mg/L)	<0.0010	<0.0010	<0.0010	
	Silver (Ag)-Dissolved (mg/L)	<0.00010	<0.00010	<0.00010	
	Sodium (Na)-Dissolved (mg/L)	1.45	<0.10	<0.10	
	Strontium (Sr)-Dissolved (mg/L)	0.0241	<0.0010	<0.0010	

\* Please refer to the Reference Information section for an explanation of any qualifiers detected.



# ALS ENVIRONMENTAL ANALYTICAL REPORT

	Sample ID Description Sampled Date Sampled Time Client ID	L1232517-1 WATER 31-OCT-12  SW3	L1232517-2 WATER 31-OCT-12  SW2	L1232517-3 WATER 31-OCT-12  SW1	L1232517-4 WATER 31-OCT-12  TL3	L1232517-5 WATER 31-OCT-12  TL1A
Grouping	Analyte					
<b>WATER</b>						
<b>Dissolved Metals</b>	Tellurium (Te)-Dissolved (mg/L)	<0.0010	<0.0010	<0.0010	<0.0010	<0.0010
	Thallium (Tl)-Dissolved (mg/L)	<0.00030	<0.00030	<0.00030	<0.00030	<0.00030
	Tin (Sn)-Dissolved (mg/L)	<0.0010	<0.0010	<0.0010	<0.0010	<0.0010
	Titanium (Ti)-Dissolved (mg/L)	<0.0020	<0.0020	<0.0020	0.0021	0.0026
	Tungsten (W)-Dissolved (mg/L)	<0.010	<0.010	<0.010	<0.010	<0.010
	Uranium (U)-Dissolved (mg/L)	<0.0050	<0.0050	<0.0050	<0.0050	<0.0050
	Vanadium (V)-Dissolved (mg/L)	<0.0010	<0.0010	<0.0010	<0.0010	<0.0010
	Zinc (Zn)-Dissolved (mg/L)	<0.0030	<0.0030	0.0046	0.0041	0.0055
	Zirconium (Zr)-Dissolved (mg/L)	<0.0010	<0.0010	<0.0010	<0.0010	<0.0010
<b>Aggregate Organics</b>	Oil and Grease, Total (mg/L)	<2.0	<2.0	<2.0	<2.0	<2.0

\* Please refer to the Reference Information section for an explanation of any qualifiers detected.

# ALS ENVIRONMENTAL ANALYTICAL REPORT

	<b>Sample ID</b>	<b>Description</b>	<b>Sampled Date</b>	<b>Sampled Time</b>	<b>Client ID</b>
	L1232517-6	WATER	31-OCT-12		TL2A
	L1232517-7	WATER	31-OCT-12		TL22
	L1232517-8	WATER	31-OCT-12		SW7
	L1232517-9	WATER	31-OCT-12		SW8
	L1232517-10	WATER	31-OCT-12		SW9
<b>Grouping</b>	<b>Analyte</b>				
<b>WATER</b>					
<b>Dissolved Metals</b>					
Tellurium (Te)-Dissolved (mg/L)	<0.0010	<0.0010	<0.0010	<0.0010	<0.0010
Thallium (Tl)-Dissolved (mg/L)	<0.00030	<0.00030	<0.00030	<0.00030	<0.00030
Tin (Sn)-Dissolved (mg/L)	<0.0010	<0.0010	<0.0010	<0.0010	<0.0010
Titanium (Ti)-Dissolved (mg/L)	<0.0020	<0.0020	0.0033	<0.0020	<0.0020
Tungsten (W)-Dissolved (mg/L)	<0.010	<0.010	<0.010	<0.010	<0.010
Uranium (U)-Dissolved (mg/L)	<0.0050	<0.0050	<0.0050	<0.0050	<0.0050
Vanadium (V)-Dissolved (mg/L)	<0.0010	<0.0010	<0.0010	<0.0010	<0.0010
Zinc (Zn)-Dissolved (mg/L)	<0.0030	<0.0030	0.0076	0.0038	0.0048
Zirconium (Zr)-Dissolved (mg/L)	<0.0010	<0.0010	<0.0010	<0.0010	<0.0010
<b>Aggregate Organics</b>					
Oil and Grease, Total (mg/L)	<2.0	<2.0	<2.0	<2.0	<2.0

\* Please refer to the Reference Information section for an explanation of any qualifiers detected.

# ALS ENVIRONMENTAL ANALYTICAL REPORT

Sample ID Description Sampled Date Sampled Time Client ID	L1232517-11 WATER 31-OCT-12  SW10	L1232517-12 WATER 31-OCT-12  FIELD BALNK	L1232517-13 WATER 31-OCT-12  TRAVEL BLANK		
Grouping	Analyte				
<b>WATER</b>					
<b>Dissolved Metals</b>	Tellurium (Te)-Dissolved (mg/L)	<0.0010	<0.0010	<0.0010	
	Thallium (Tl)-Dissolved (mg/L)	<0.00030	<0.00030	<0.00030	
	Tin (Sn)-Dissolved (mg/L)	<0.0010	<0.0010	<0.0010	
	Titanium (Ti)-Dissolved (mg/L)	0.0022	<0.0020	<0.0020	
	Tungsten (W)-Dissolved (mg/L)	<0.010	<0.010	<0.010	
	Uranium (U)-Dissolved (mg/L)	<0.0050	<0.0050	<0.0050	
	Vanadium (V)-Dissolved (mg/L)	<0.0010	<0.0010	<0.0010	
	Zinc (Zn)-Dissolved (mg/L)	0.0052	<0.0030	<0.0030	
	Zirconium (Zr)-Dissolved (mg/L)	<0.0010	<0.0010	<0.0010	
<b>Aggregate Organics</b>	Oil and Grease, Total (mg/L)	<2.0	<2.0	<2.0	

\* Please refer to the Reference Information section for an explanation of any qualifiers detected.

## Reference Information

## QC Samples with Qualifiers &amp; Comments:

QC Type Description	Parameter	Qualifier	Applies to Sample Number(s)
Method Blank	Lead (Pb)-Total	A	L1232517-3
Matrix Spike	Chloride (Cl)	MS-B	L1232517-13
Matrix Spike	Ammonia, Total (as N)	MS-B	L1232517-1, -10, -11, -12, -2, -3, -4, -5, -6, -7, -8, -9
Matrix Spike	Barium (Ba)-Dissolved	MS-B	L1232517-1, -10, -11, -12, -13, -2, -4, -5, -6, -7, -8, -9
Matrix Spike	Boron (B)-Dissolved	MS-B	L1232517-1, -10, -11, -12, -13, -2, -4, -5, -6, -7, -8, -9
Matrix Spike	Calcium (Ca)-Dissolved	MS-B	L1232517-1, -10, -11, -12, -13, -2, -4, -5, -6, -7, -8, -9
Matrix Spike	Magnesium (Mg)-Dissolved	MS-B	L1232517-1, -10, -11, -12, -13, -2, -4, -5, -6, -7, -8, -9
Matrix Spike	Manganese (Mn)-Dissolved	MS-B	L1232517-1, -10, -11, -12, -13, -2, -4, -5, -6, -7, -8, -9
Matrix Spike	Potassium (K)-Dissolved	MS-B	L1232517-1, -10, -11, -12, -13, -2, -4, -5, -6, -7, -8, -9
Matrix Spike	Sodium (Na)-Dissolved	MS-B	L1232517-1, -10, -11, -12, -13, -2, -4, -5, -6, -7, -8, -9
Matrix Spike	Calcium (Ca)-Dissolved	MS-B	L1232517-1, -10, -11, -12, -13, -2, -4, -5, -6, -7, -8, -9
Matrix Spike	Magnesium (Mg)-Dissolved	MS-B	L1232517-1, -10, -11, -12, -13, -2, -4, -5, -6, -7, -8, -9
Matrix Spike	Sodium (Na)-Dissolved	MS-B	L1232517-1, -10, -11, -12, -13, -2, -4, -5, -6, -7, -8, -9
Matrix Spike	Strontium (Sr)-Dissolved	MS-B	L1232517-1, -10, -11, -12, -13, -2, -4, -5, -6, -7, -8, -9
Matrix Spike	Calcium (Ca)-Total	MS-B	L1232517-1, -10, -11, -12, -13, -2, -4, -5, -6, -7, -8, -9
Matrix Spike	Magnesium (Mg)-Total	MS-B	L1232517-1, -10, -11, -12, -13, -2, -4, -5, -6, -7, -8, -9
Matrix Spike	Manganese (Mn)-Total	MS-B	L1232517-1, -10, -11, -12, -13, -2, -4, -5, -6, -7, -8, -9
Matrix Spike	Strontium (Sr)-Total	MS-B	L1232517-1, -10, -11, -12, -13, -2, -4, -5, -6, -7, -8, -9
Matrix Spike	Aluminum (Al)-Total	MS-B	L1232517-1, -10, -11, -12, -13, -2, -4, -5, -6, -7, -8, -9
Matrix Spike	Barium (Ba)-Total	MS-B	L1232517-1, -10, -11, -12, -13, -2, -4, -5, -6, -7, -8, -9
Matrix Spike	Calcium (Ca)-Total	MS-B	L1232517-1, -10, -11, -12, -13, -2, -4, -5, -6, -7, -8, -9
Matrix Spike	Iron (Fe)-Total	MS-B	L1232517-1, -10, -11, -12, -13, -2, -4, -5, -6, -7, -8, -9
Matrix Spike	Magnesium (Mg)-Total	MS-B	L1232517-1, -10, -11, -12, -13, -2, -4, -5, -6, -7, -8, -9
Matrix Spike	Manganese (Mn)-Total	MS-B	L1232517-1, -10, -11, -12, -13, -2, -4, -5, -6, -7, -8, -9
Matrix Spike	Potassium (K)-Total	MS-B	L1232517-1, -10, -11, -12, -13, -2, -4, -5, -6, -7, -8, -9
Matrix Spike	Sodium (Na)-Total	MS-B	L1232517-1, -10, -11, -12, -13, -2, -4, -5, -6, -7, -8, -9
Matrix Spike	Strontium (Sr)-Total	MS-B	L1232517-1, -10, -11, -12, -13, -2, -4, -5, -6, -7, -8, -9
Matrix Spike	Ammonia, Total (as N)	MS-B	L1232517-13
Matrix Spike	Barium (Ba)-Dissolved	MS-B	L1232517-3
Matrix Spike	Calcium (Ca)-Dissolved	MS-B	L1232517-3
Matrix Spike	Magnesium (Mg)-Dissolved	MS-B	L1232517-3
Matrix Spike	Manganese (Mn)-Dissolved	MS-B	L1232517-3
Matrix Spike	Potassium (K)-Dissolved	MS-B	L1232517-3
Matrix Spike	Sodium (Na)-Dissolved	MS-B	L1232517-3
Matrix Spike	Strontium (Sr)-Dissolved	MS-B	L1232517-3
Matrix Spike	Calcium (Ca)-Dissolved	MS-B	L1232517-3
Matrix Spike	Magnesium (Mg)-Dissolved	MS-B	L1232517-3
Matrix Spike	Strontium (Sr)-Dissolved	MS-B	L1232517-3
Matrix Spike	Barium (Ba)-Dissolved	MS-B	L1232517-3
Matrix Spike	Boron (B)-Dissolved	MS-B	L1232517-3
Matrix Spike	Calcium (Ca)-Dissolved	MS-B	L1232517-3
Matrix Spike	Magnesium (Mg)-Dissolved	MS-B	L1232517-3
Matrix Spike	Manganese (Mn)-Dissolved	MS-B	L1232517-3
Matrix Spike	Potassium (K)-Dissolved	MS-B	L1232517-3
Matrix Spike	Sodium (Na)-Dissolved	MS-B	L1232517-3
Matrix Spike	Strontium (Sr)-Dissolved	MS-B	L1232517-3
Matrix Spike	Uranium (U)-Dissolved	MS-B	L1232517-3

## Qualifiers for Individual Parameters Listed:

Qualifier	Description
A	Method Blank exceeds ALS DQO. Refer to narrative comments for further information.
DLA	Detection Limit Adjusted For required dilution

## Reference Information

DTC	Dissolved concentration exceeds total. Results were confirmed by re-analysis.
MS-B	Matrix Spike recovery could not be accurately calculated due to high analyte background in sample.
RRV	Reported Result Verified By Repeat Analysis

**Test Method References:**

ALS Test Code	Matrix	Test Description	Method Reference**
<b>ACIDITY-TB</b>	Water	Acidity (as CaCO <sub>3</sub> )	APHA 2310 B-POTENTIOMETRIC TITRATION
Aqueous matrices are analyzed by potentiometry. Acidity reported includes acidity caused by hydrolyzable metals present in the sample.			
<b>ALK-TOT-CAP-TB</b>	Water	Alkalinity, Total (as CaCO <sub>3</sub> )	APHA 2320 B-Auto-Pot. Titration
<b>CL-IC-TB</b>	Water	Anions by Ion Chromatography	EPA 300.1 (modified)
Anions in aqueous matrices are analyzed using ion chromatography with conductivity and/or UV absorbance detectors.			
<b>CN-FREE-CFA-VA</b>	Water	Free Cyanide in water by CFA	ASTM 7237
This analysis is carried out using procedures adapted from ASTM Method 7237 "Free Cyanide with Flow Injection Analysis (FIA) Utilizing Gas Diffusion Separation and Amperometric Detection". Free cyanide is determined by in-line gas diffusion at pH 6 with final determination by colourimetric analysis.			
<b>CN-TOT-WT</b>	Water	Cyanide, Total	APHA 4500CN C E-STRONG ACID DIST COLORIM
Total cyanide is determined by the combination of UV digestion and distillation. Cyanide is converted to cyanogen chloride by reacting with chloramine-T, the cyanogen chloride then reacts with a combination of barbituric acid and isonicotinic acid to form a highly colored complex.			
When using this method, high levels of thiocyanate in samples can cause false positives at ~1-2% of the thiocyanate concentration. For samples with detectable cyanide analyzed by this method, ALS recommends analysis for thiocyanate to check for this potential interference			
<b>CN-WAD-WT</b>	Water	Cyanide, Weak Acid Diss	APHA 4500CN I-Weak acid Dist Colorimet
Weak acid dissociable cyanide (WAD) is determined by undergoing a distillation procedure. Cyanide is converted to cyanogen chloride by reacting with chloramine-T, the cyanogen chloride then reacts with a combination of barbituric acid and isonicotinic acid to form a highly colored complex.			
<b>EC-CAP-TB</b>	Water	Conductivity (EC)	APHA 2510 B-ELECTRODE
<b>HARDNESS-CALC-TB</b>	Water	Hardness (as CaCO <sub>3</sub> )	CALCULATION
<b>HG-D-CVAF-TB</b>	Water	Dissolved Mercury in Water by CVAFS	EPA 245.7
<b>HG-T-CVAF-TB</b>	Water	Total Mercury in Water by CVAFS	EPA 245.7
<b>MET-D-MS-TB</b>	Water	Dissolved Metals by ICPMS	APHA 3030B/EPA 6020A
This analysis involves filtration (APHA 3030B) and analysis by inductively coupled plasma - mass spectrometry (EPA Method 6020A).			
<b>MET-T-MS-TB</b>	Water	Total Metals by ICPMS	APHA 3030E/EPA 6020A
This analysis involves preliminary sample treatment by hotblock acid digestion (APHA 3030E). Instrumental analysis is by inductively coupled plasma - mass spectrometry (EPA Method 6020A).			
<b>NH3-COL-TB</b>	Water	Ammonia by Discrete Analyzer	APHA 4500-NH3 G. (modified)
Ammonia in aqueous matrices is analyzed using discrete analyzer with colourimetric detection.			
<b>NO2-IC-TB</b>	Water	Anions by Ion Chromatography	EPA 300.1 (modified)
Anions in aqueous matrices are analyzed using ion chromatography with conductivity and/or UV absorbance detectors.			
<b>NO3-IC-TB</b>	Water	Anions by Ion Chromatography	EPA 300.1 (modified)
Anions in aqueous matrices are analyzed using ion chromatography with conductivity and/or UV absorbance detectors.			
<b>OGG-TOT-WT</b>	Water	Oil and Grease, Total	APHA 5520 B
Sample is extracted with hexane, extract is then evaporated and the residue is weighed to determine total oil and grease.			
<b>P-T-COL-TB</b>	Water	Total Phosphorus by Discrete Analyzer	APHA 4500-P B, F, G (modified)
Phosphorus in aqueous matrices is analyzed using discrete Analyzer with colourimetric detection.			
<b>PH-CAP-TB</b>	Water	pH	APHA 4500-H-ELECTRODE
<b>SO4-IC-TB</b>	Water	Anions by Ion Chromatography	EPA 300.1 (modified)
Anions in aqueous matrices are analyzed using ion chromatography with conductivity and/or UV absorbance detectors.			
<b>SOLIDS-TOTSUS-TB</b>	Water	Total Suspended Solids	APHA 2540 D (modified)
Aqueous matrices are analyzed using gravimetry			

## Reference Information

\*\* ALS test methods may incorporate modifications from specified reference methods to improve performance.

---

The last two letters of the above test code(s) indicate the laboratory that performed analytical analysis for that test. Refer to the list below:

---

Laboratory Definition Code	Laboratory Location
TB	ALS ENVIRONMENTAL - THUNDER BAY, ONTARIO, CANADA
WT	ALS ENVIRONMENTAL - WATERLOO, ONTARIO, CANADA
VA	ALS ENVIRONMENTAL - VANCOUVER, BRITISH COLUMBIA, CANADA

---

### Chain of Custody Numbers:

#### GLOSSARY OF REPORT TERMS

*Surrogate* - A compound that is similar in behaviour to target analyte(s), but that does not occur naturally in environmental samples. For applicable tests, surrogates are added to samples prior to analysis as a check on recovery.

*mg/kg* - milligrams per kilogram based on dry weight of sample.

*mg/kg wwt* - milligrams per kilogram based on wet weight of sample.

*mg/kg lwt* - milligrams per kilogram based on lipid-adjusted weight of sample.

*mg/L* - milligrams per litre.

*<* - Less than.

*D.L.* - The reported Detection Limit, also known as the Limit of Reporting (LOR).

*N/A* - Result not available. Refer to qualifier code and definition for explanation.

Test results reported relate only to the samples as received by the laboratory.

UNLESS OTHERWISE STATED, ALL SAMPLES WERE RECEIVED IN ACCEPTABLE CONDITION.

Analytical results in unsigned test reports with the DRAFT watermark are subject to change, pending final QC review.



## Quality Control Report

Workorder: L1232517

Report Date: 19-NOV-12

Page 1 of 52

Client: TREASURY METALS INC.  
P.O. Box 789  
Dryden ON P8N 2Z4  
Contact: Mac Potter

Test	Matrix	Reference	Result	Qualifier	Units	RPD	Limit	Analyzed
<b>ACIDITY-TB</b>								
	<b>Water</b>							
<b>Batch</b>	<b>R2470054</b>							
<b>WG1581596-2</b>	<b>LCS</b>							
Acidity (as CaCO3)			99.2		%		85-115	07-NOV-12
<b>WG1581596-5</b>	<b>LCS</b>							
Acidity (as CaCO3)			98.4		%		85-115	07-NOV-12
<b>WG1581596-1</b>	<b>MB</b>							
Acidity (as CaCO3)			<2.0		mg/L		2	07-NOV-12
<b>WG1581596-4</b>	<b>MB</b>							
Acidity (as CaCO3)			<2.0		mg/L		2	07-NOV-12
<b>ALK-TOT-CAP-TB</b>								
	<b>Water</b>							
<b>Batch</b>	<b>R2469148</b>							
<b>WG1579983-3</b>	<b>DUP</b>	<b>L1232517-1</b>						
Alkalinity, Total (as CaCO3)		51.2	51.0		mg/L CaCO3	0.4	20	03-NOV-12
<b>WG1579983-2</b>	<b>LCS</b>							
Alkalinity, Total (as CaCO3)			91.9		%		85-115	03-NOV-12
<b>WG1579983-5</b>	<b>LCS</b>							
Alkalinity, Total (as CaCO3)			92.3		%		85-115	03-NOV-12
<b>WG1579983-8</b>	<b>LCS</b>							
Alkalinity, Total (as CaCO3)			92.7		%		85-115	03-NOV-12
<b>WG1579983-1</b>	<b>MB</b>							
Alkalinity, Total (as CaCO3)			<5.0		mg/L CaCO3		5	03-NOV-12
<b>WG1579983-4</b>	<b>MB</b>							
Alkalinity, Total (as CaCO3)			<5.0		mg/L CaCO3		5	03-NOV-12
<b>WG1579983-7</b>	<b>MB</b>							
Alkalinity, Total (as CaCO3)			<5.0		mg/L CaCO3		5	03-NOV-12
<b>CL-IC-TB</b>								
	<b>Water</b>							
<b>Batch</b>	<b>R2469040</b>							
<b>WG1580561-10</b>	<b>LCS</b>							
Chloride (Cl)			98.1		%		90-110	04-NOV-12
<b>WG1580561-14</b>	<b>LCS</b>							
Chloride (Cl)			99.6		%		90-110	04-NOV-12
<b>WG1580561-18</b>	<b>LCS</b>							
Chloride (Cl)			97.7		%		90-110	04-NOV-12
<b>WG1580561-2</b>	<b>LCS</b>							
Chloride (Cl)			99.4		%		90-110	04-NOV-12
<b>WG1580561-6</b>	<b>LCS</b>							
Chloride (Cl)			102.0		%		90-110	04-NOV-12
<b>WG1580561-1</b>	<b>MB</b>							
Chloride (Cl)			<0.10		mg/L		0.1	04-NOV-12



## Quality Control Report

Workorder: L1232517

Report Date: 19-NOV-12

Page 2 of 52

Test	Matrix	Reference	Result	Qualifier	Units	RPD	Limit	Analyzed
<b>CL-IC-TB</b>								
<b>Water</b>								
<b>Batch</b>	<b>R2469040</b>							
<b>WG1580561-13</b>	<b>MB</b>							
Chloride (Cl)			<0.10		mg/L		0.1	04-NOV-12
<b>WG1580561-17</b>	<b>MB</b>							
Chloride (Cl)			<0.10		mg/L		0.1	04-NOV-12
<b>WG1580561-5</b>	<b>MB</b>							
Chloride (Cl)			<0.10		mg/L		0.1	04-NOV-12
<b>WG1580561-9</b>	<b>MB</b>							
Chloride (Cl)			<0.10		mg/L		0.1	04-NOV-12
<b>WG1580561-12</b>	<b>MS</b>	<b>L1232441-24</b>						
Chloride (Cl)			103.0		%		75-125	04-NOV-12
<b>WG1580561-16</b>	<b>MS</b>	<b>L1232661-1</b>						
Chloride (Cl)			104.8		%		75-125	04-NOV-12
<b>WG1580561-4</b>	<b>MS</b>	<b>L1232481-3</b>						
Chloride (Cl)			99.6		%		75-125	04-NOV-12
<b>WG1580561-8</b>	<b>MS</b>	<b>L1232686-6</b>						
Chloride (Cl)			107.0		%		75-125	04-NOV-12
<b>Batch</b>	<b>R2470518</b>							
<b>WG1582083-10</b>	<b>LCS</b>							
Chloride (Cl)			103.1		%		90-110	06-NOV-12
<b>WG1582083-14</b>	<b>LCS</b>							
Chloride (Cl)			103.3		%		90-110	06-NOV-12
<b>WG1582083-18</b>	<b>LCS</b>							
Chloride (Cl)			103.5		%		90-110	06-NOV-12
<b>WG1582083-2</b>	<b>LCS</b>							
Chloride (Cl)			99.6		%		90-110	06-NOV-12
<b>WG1582083-6</b>	<b>LCS</b>							
Chloride (Cl)			102.8		%		90-110	06-NOV-12
<b>WG1582083-1</b>	<b>MB</b>							
Chloride (Cl)			<0.10		mg/L		0.1	06-NOV-12
<b>WG1582083-13</b>	<b>MB</b>							
Chloride (Cl)			<0.10		mg/L		0.1	06-NOV-12
<b>WG1582083-17</b>	<b>MB</b>							
Chloride (Cl)			<0.10		mg/L		0.1	06-NOV-12
<b>WG1582083-5</b>	<b>MB</b>							
Chloride (Cl)			<0.10		mg/L		0.1	06-NOV-12
<b>WG1582083-9</b>	<b>MB</b>							
Chloride (Cl)			<0.10		mg/L		0.1	06-NOV-12
<b>WG1582083-12</b>	<b>MS</b>	<b>L1232686-15</b>						
Chloride (Cl)			109.6		%		75-125	06-NOV-12



## Quality Control Report

Workorder: L1232517

Report Date: 19-NOV-12

Page 3 of 52

Test	Matrix	Reference	Result	Qualifier	Units	RPD	Limit	Analyzed
<b>CL-IC-TB</b>								
<b>Water</b>								
<b>Batch</b>	<b>R2470518</b>							
<b>WG1582083-16</b>	<b>MS</b>	<b>L1232895-5</b>						
Chloride (Cl)			N/A	MS-B	%		-	06-NOV-12
<b>WG1582083-4</b>	<b>MS</b>	<b>L1232441-11</b>						
Chloride (Cl)			107.4		%		75-125	06-NOV-12
<b>WG1582083-8</b>	<b>MS</b>	<b>L1232476-8</b>						
Chloride (Cl)			94.0		%		75-125	06-NOV-12
<b>CN-FREE-CFA-VA</b>								
<b>Water</b>								
<b>Batch</b>	<b>R2469454</b>							
<b>WG1580431-3</b>	<b>DUP</b>	<b>L1232517-6</b>						
Cyanide, Free		<0.0050	<0.0050	RPD-NA	mg/L	N/A	20	05-NOV-12
<b>WG1580431-10</b>	<b>LCS</b>							
Cyanide, Free			99.0		%		80-120	05-NOV-12
<b>WG1580431-2</b>	<b>LCS</b>							
Cyanide, Free			99.4		%		80-120	05-NOV-12
<b>WG1580431-6</b>	<b>LCS</b>							
Cyanide, Free			99.5		%		80-120	05-NOV-12
<b>WG1580431-1</b>	<b>MB</b>							
Cyanide, Free			<0.0050		mg/L		0.005	05-NOV-12
<b>WG1580431-5</b>	<b>MB</b>							
Cyanide, Free			<0.0050		mg/L		0.005	05-NOV-12
<b>WG1580431-9</b>	<b>MB</b>							
Cyanide, Free			<0.0050		mg/L		0.005	05-NOV-12
<b>WG1580431-4</b>	<b>MS</b>	<b>L1232517-6</b>						
Cyanide, Free			96.2		%		70-130	05-NOV-12
<b>WG1580431-8</b>	<b>MS</b>	<b>L1232603-3</b>						
Cyanide, Free			97.3		%		70-130	05-NOV-12
<b>CN-TOT-WT</b>								
<b>Water</b>								
<b>Batch</b>	<b>R2470604</b>							
<b>WG1581957-4</b>	<b>CVS</b>							
Cyanide, Total			93.0		%		85-115	07-NOV-12
<b>WG1581957-3</b>	<b>LCS</b>							
Cyanide, Total			97.6		%		80-120	07-NOV-12
<b>WG1581957-1</b>	<b>MB</b>							
Cyanide, Total			<0.0020		mg/L		0.002	07-NOV-12
<b>CN-WAD-WT</b>								
<b>Water</b>								

## Quality Control Report

Workorder: L1232517

Report Date: 19-NOV-12

Page 4 of 52

Test	Matrix	Reference	Result	Qualifier	Units	RPD	Limit	Analyzed
<b>CN-WAD-WT</b>								
	<b>Water</b>							
<b>Batch</b>	<b>R2470600</b>							
<b>WG1581974-4</b>	<b>CVS</b>							
Cyanide, Weak Acid Diss			95.0		%		85-115	07-NOV-12
<b>WG1581974-3</b>	<b>LCS</b>							
Cyanide, Weak Acid Diss			102.6		%		80-120	07-NOV-12
<b>WG1581974-1</b>	<b>MB</b>							
Cyanide, Weak Acid Diss			<0.0020		mg/L		0.002	07-NOV-12
<b>EC-CAP-TB</b>								
	<b>Water</b>							
<b>Batch</b>	<b>R2469148</b>							
<b>WG1579983-3</b>	<b>DUP</b>	<b>L1232517-1</b>						
Conductivity (EC)		150	150		uS/cm	0.3	10	03-NOV-12
<b>WG1579983-2</b>	<b>LCS</b>							
Conductivity (EC)			100.0		%		90-110	03-NOV-12
<b>WG1579983-5</b>	<b>LCS</b>							
Conductivity (EC)			102.9		%		90-110	03-NOV-12
<b>WG1579983-8</b>	<b>LCS</b>							
Conductivity (EC)			102.5		%		90-110	03-NOV-12
<b>WG1579983-1</b>	<b>MB</b>							
Conductivity (EC)			<3.0		uS/cm		3	03-NOV-12
<b>WG1579983-4</b>	<b>MB</b>							
Conductivity (EC)			<3.0		uS/cm		3	03-NOV-12
<b>WG1579983-7</b>	<b>MB</b>							
Conductivity (EC)			<3.0		uS/cm		3	03-NOV-12
<b>HG-D-CVAF-TB</b>								
	<b>Water</b>							
<b>Batch</b>	<b>R2468865</b>							
<b>WG1580142-3</b>	<b>DUP</b>	<b>L1232517-10</b>						
Mercury (Hg)-Dissolved		<0.000010	<0.000010	RPD-NA	mg/L	N/A	20	05-NOV-12
<b>WG1580142-7</b>	<b>DUP</b>	<b>L1232517-11</b>						
Mercury (Hg)-Dissolved		<0.000010	<0.000010	RPD-NA	mg/L	N/A	20	05-NOV-12
<b>WG1580142-2</b>	<b>LCS</b>							
Mercury (Hg)-Dissolved			96.7		%		80-120	05-NOV-12
<b>WG1580142-6</b>	<b>LCS</b>							
Mercury (Hg)-Dissolved			100.5		%		80-120	05-NOV-12
<b>WG1580142-1</b>	<b>MB</b>							
Mercury (Hg)-Dissolved			<0.000010		mg/L		0.00001	05-NOV-12
<b>WG1580142-5</b>	<b>MB</b>							
Mercury (Hg)-Dissolved			<0.000010		mg/L		0.00001	05-NOV-12
<b>WG1580142-4</b>	<b>MS</b>	<b>L1232517-10</b>						
Mercury (Hg)-Dissolved			103.3		%		70-130	05-NOV-12

## Quality Control Report

Workorder: L1232517

Report Date: 19-NOV-12

Page 5 of 52

Test	Matrix	Reference	Result	Qualifier	Units	RPD	Limit	Analyzed
<b>HG-D-CVAF-TB</b>								
Batch R2468865								
WG1580142-8 MS		L1232517-11						
Mercury (Hg)-Dissolved	Water		101.4		%		70-130	05-NOV-12
<b>HG-T-CVAF-TB</b>								
Batch R2468845								
WG1580129-15 DUP		L1232517-11						
Mercury (Hg)-Total	Water	<0.000010	<0.000010	RPD-NA	mg/L	N/A	20	05-NOV-12
WG1580129-10 LCS								
Mercury (Hg)-Total			101.8		%		80-120	05-NOV-12
WG1580129-14 LCS								
Mercury (Hg)-Total			100.5		%		80-120	05-NOV-12
WG1580129-2 LCS								
Mercury (Hg)-Total			101.3		%		80-120	05-NOV-12
WG1580129-1 MB								
Mercury (Hg)-Total			<0.000010		mg/L		0.00001	05-NOV-12
WG1580129-13 MB								
Mercury (Hg)-Total			<0.000010		mg/L		0.00001	05-NOV-12
WG1580129-9 MB								
Mercury (Hg)-Total			<0.000010		mg/L		0.00001	05-NOV-12
WG1580129-12 MS		L1232686-16						
Mercury (Hg)-Total			97.2		%		70-130	05-NOV-12
WG1580129-16 MS		L1232517-11						
Mercury (Hg)-Total			102.6		%		70-130	05-NOV-12
WG1580129-8 MS		L1232481-17						
Mercury (Hg)-Total			97.0		%		70-130	05-NOV-12
<b>MET-D-MS-TB</b>								
Batch R2472910								
WG1583101-15 DUP		L1232517-1						
Aluminum (Al)-Dissolved	Water	0.0061	0.0064		mg/L	4.3	20	09-NOV-12
Antimony (Sb)-Dissolved		<0.00060	<0.00060	RPD-NA	mg/L	N/A	20	09-NOV-12
Arsenic (As)-Dissolved		<0.0010	<0.0010	RPD-NA	mg/L	N/A	20	09-NOV-12
Barium (Ba)-Dissolved		<0.010	<0.010	RPD-NA	mg/L	N/A	20	09-NOV-12
Beryllium (Be)-Dissolved		<0.0010	<0.0010	RPD-NA	mg/L	N/A	20	09-NOV-12
Bismuth (Bi)-Dissolved		<0.0010	<0.0010	RPD-NA	mg/L	N/A	20	09-NOV-12
Boron (B)-Dissolved		<0.050	<0.050	RPD-NA	mg/L	N/A	20	09-NOV-12
Cadmium (Cd)-Dissolved		<0.000017	<0.000017	RPD-NA	mg/L	N/A	20	09-NOV-12
Calcium (Ca)-Dissolved		15.1	15.4		mg/L	1.6	20	09-NOV-12

## Quality Control Report

Workorder: L1232517

Report Date: 19-NOV-12

Page 6 of 52

Test	Matrix	Reference	Result	Qualifier	Units	RPD	Limit	Analyzed
<b>MET-D-MS-TB</b>								
	<b>Water</b>							
<b>Batch</b>	<b>R2472910</b>							
<b>WG1583101-15</b>	<b>DUP</b>	<b>L1232517-1</b>						
Chromium (Cr)-Dissolved		<0.0010	<0.0010	RPD-NA	mg/L	N/A	20	09-NOV-12
Cobalt (Co)-Dissolved		<0.00050	<0.00050	RPD-NA	mg/L	N/A	20	09-NOV-12
Copper (Cu)-Dissolved		<0.0010	<0.0010	RPD-NA	mg/L	N/A	20	09-NOV-12
Iron (Fe)-Dissolved		0.022	0.023		mg/L	7.7	20	09-NOV-12
Lead (Pb)-Dissolved		<0.0010	<0.0010	RPD-NA	mg/L	N/A	20	09-NOV-12
Lithium (Li)-Dissolved		<0.050	<0.050	RPD-NA	mg/L	N/A	20	09-NOV-12
Magnesium (Mg)-Dissolved		3.75	3.83		mg/L	2.2	20	09-NOV-12
Manganese (Mn)-Dissolved		0.0046	0.0047		mg/L	3.1	20	09-NOV-12
Molybdenum (Mo)-Dissolved		<0.0010	<0.0010	RPD-NA	mg/L	N/A	20	09-NOV-12
Nickel (Ni)-Dissolved		<0.0020	<0.0020	RPD-NA	mg/L	N/A	20	09-NOV-12
Potassium (K)-Dissolved		1.08	1.11		mg/L	2.4	20	09-NOV-12
Selenium (Se)-Dissolved		<0.0010	<0.0010	RPD-NA	mg/L	N/A	20	09-NOV-12
Silver (Ag)-Dissolved		<0.00010	<0.00010	RPD-NA	mg/L	N/A	20	09-NOV-12
Sodium (Na)-Dissolved		8.07	8.16		mg/L	1.0	20	09-NOV-12
Strontium (Sr)-Dissolved		0.0359	0.0358		mg/L	0.2	20	09-NOV-12
Tellurium (Te)-Dissolved		<0.0010	<0.0010	RPD-NA	mg/L	N/A	20	09-NOV-12
Thallium (Tl)-Dissolved		<0.00030	<0.00030	RPD-NA	mg/L	N/A	20	09-NOV-12
Tin (Sn)-Dissolved		<0.0010	<0.0010	RPD-NA	mg/L	N/A	20	09-NOV-12
Titanium (Ti)-Dissolved		<0.0020	<0.0020	RPD-NA	mg/L	N/A	20	09-NOV-12
Tungsten (W)-Dissolved		<0.010	<0.010	RPD-NA	mg/L	N/A	20	09-NOV-12
Uranium (U)-Dissolved		<0.0050	<0.0050	RPD-NA	mg/L	N/A	20	09-NOV-12
Vanadium (V)-Dissolved		<0.0010	<0.0010	RPD-NA	mg/L	N/A	20	09-NOV-12
Zinc (Zn)-Dissolved		<0.0030	<0.0030	RPD-NA	mg/L	N/A	20	09-NOV-12
Zirconium (Zr)-Dissolved		<0.0010	<0.0010	RPD-NA	mg/L	N/A	20	09-NOV-12
<b>WG1583101-10</b>	<b>LCS</b>							
Aluminum (Al)-Dissolved			90.4		%		80-120	09-NOV-12
Antimony (Sb)-Dissolved			101.6		%		80-120	09-NOV-12
Arsenic (As)-Dissolved			99.7		%		80-120	09-NOV-12
Barium (Ba)-Dissolved			97.2		%		80-120	09-NOV-12
Beryllium (Be)-Dissolved			98.1		%		80-120	09-NOV-12
Bismuth (Bi)-Dissolved			103.1		%		80-120	09-NOV-12
Boron (B)-Dissolved			90.2		%		80-120	09-NOV-12
Cadmium (Cd)-Dissolved			101.5		%		80-120	09-NOV-12
Calcium (Ca)-Dissolved			95.8		%		80-120	09-NOV-12

## Quality Control Report

Workorder: L1232517

Report Date: 19-NOV-12

Page 7 of 52

Test	Matrix	Reference	Result	Qualifier	Units	RPD	Limit	Analyzed
<b>MET-D-MS-TB</b>								
	<b>Water</b>							
<b>Batch</b>	<b>R2472910</b>							
<b>WG1583101-10 LCS</b>								
Chromium (Cr)-Dissolved			97.3		%		80-120	09-NOV-12
Cobalt (Co)-Dissolved			95.5		%		80-120	09-NOV-12
Copper (Cu)-Dissolved			99.3		%		80-120	09-NOV-12
Iron (Fe)-Dissolved			102.6		%		80-120	09-NOV-12
Lead (Pb)-Dissolved			98.7		%		80-120	09-NOV-12
Lithium (Li)-Dissolved			107.3		%		80-120	09-NOV-12
Magnesium (Mg)-Dissolved			96.4		%		80-120	09-NOV-12
Manganese (Mn)-Dissolved			94.5		%		80-120	09-NOV-12
Molybdenum (Mo)-Dissolved			98.0		%		80-120	09-NOV-12
Nickel (Ni)-Dissolved			98.8		%		80-120	09-NOV-12
Potassium (K)-Dissolved			95.1		%		80-120	09-NOV-12
Selenium (Se)-Dissolved			96.9		%		80-120	09-NOV-12
Silver (Ag)-Dissolved			101.0		%		80-120	09-NOV-12
Sodium (Na)-Dissolved			98.5		%		80-120	09-NOV-12
Strontium (Sr)-Dissolved			96.4		%		80-120	09-NOV-12
Tellurium (Te)-Dissolved			101.8		%		80-120	09-NOV-12
Thallium (Tl)-Dissolved			99.8		%		80-120	09-NOV-12
Tin (Sn)-Dissolved			98.0		%		80-120	09-NOV-12
Titanium (Ti)-Dissolved			98.6		%		80-120	09-NOV-12
Tungsten (W)-Dissolved			99.1		%		80-120	09-NOV-12
Uranium (U)-Dissolved			94.6		%		80-120	09-NOV-12
Vanadium (V)-Dissolved			96.6		%		80-120	09-NOV-12
Zinc (Zn)-Dissolved			99.5		%		80-120	09-NOV-12
Zirconium (Zr)-Dissolved			95.1		%		80-120	09-NOV-12
<b>WG1583101-14 LCS</b>								
Aluminum (Al)-Dissolved			90.0		%		80-120	09-NOV-12
Antimony (Sb)-Dissolved			99.6		%		80-120	09-NOV-12
Arsenic (As)-Dissolved			97.6		%		80-120	09-NOV-12
Barium (Ba)-Dissolved			95.1		%		80-120	09-NOV-12
Beryllium (Be)-Dissolved			92.6		%		80-120	09-NOV-12
Bismuth (Bi)-Dissolved			99.8		%		80-120	09-NOV-12
Boron (B)-Dissolved			80.4		%		80-120	09-NOV-12
Cadmium (Cd)-Dissolved			100.1		%		80-120	09-NOV-12
Calcium (Ca)-Dissolved			95.1		%		80-120	09-NOV-12

## Quality Control Report

Workorder: L1232517

Report Date: 19-NOV-12

Page 8 of 52

Test	Matrix	Reference	Result	Qualifier	Units	RPD	Limit	Analyzed
<b>MET-D-MS-TB</b>								
	<b>Water</b>							
<b>Batch</b>	<b>R2472910</b>							
<b>WG1583101-14 LCS</b>								
Chromium (Cr)-Dissolved			95.6		%		80-120	09-NOV-12
Cobalt (Co)-Dissolved			97.8		%		80-120	09-NOV-12
Copper (Cu)-Dissolved			97.3		%		80-120	09-NOV-12
Iron (Fe)-Dissolved			95.5		%		80-120	09-NOV-12
Lead (Pb)-Dissolved			97.6		%		80-120	09-NOV-12
Lithium (Li)-Dissolved			99.4		%		80-120	09-NOV-12
Magnesium (Mg)-Dissolved			94.2		%		80-120	09-NOV-12
Manganese (Mn)-Dissolved			93.5		%		80-120	09-NOV-12
Molybdenum (Mo)-Dissolved			96.2		%		80-120	09-NOV-12
Nickel (Ni)-Dissolved			97.0		%		80-120	09-NOV-12
Potassium (K)-Dissolved			95.4		%		80-120	09-NOV-12
Selenium (Se)-Dissolved			99.0		%		80-120	09-NOV-12
Silver (Ag)-Dissolved			98.9		%		80-120	09-NOV-12
Sodium (Na)-Dissolved			96.3		%		80-120	09-NOV-12
Strontium (Sr)-Dissolved			93.8		%		80-120	09-NOV-12
Tellurium (Te)-Dissolved			105.4		%		80-120	09-NOV-12
Thallium (Tl)-Dissolved			97.4		%		80-120	09-NOV-12
Tin (Sn)-Dissolved			96.4		%		80-120	09-NOV-12
Titanium (Ti)-Dissolved			100.0		%		80-120	09-NOV-12
Tungsten (W)-Dissolved			99.3		%		80-120	09-NOV-12
Uranium (U)-Dissolved			93.2		%		80-120	09-NOV-12
Vanadium (V)-Dissolved			94.3		%		80-120	09-NOV-12
Zinc (Zn)-Dissolved			98.2		%		80-120	09-NOV-12
Zirconium (Zr)-Dissolved			93.2		%		80-120	09-NOV-12
<b>WG1583101-2 LCS</b>								
Aluminum (Al)-Dissolved			91.9		%		80-120	09-NOV-12
Antimony (Sb)-Dissolved			102.3		%		80-120	09-NOV-12
Arsenic (As)-Dissolved			98.9		%		80-120	09-NOV-12
Barium (Ba)-Dissolved			97.4		%		80-120	09-NOV-12
Beryllium (Be)-Dissolved			97.9		%		80-120	09-NOV-12
Bismuth (Bi)-Dissolved			101.0		%		80-120	09-NOV-12
Boron (B)-Dissolved			87.0		%		80-120	09-NOV-12
Cadmium (Cd)-Dissolved			102.1		%		80-120	09-NOV-12
Calcium (Ca)-Dissolved			97.6		%		80-120	09-NOV-12

## Quality Control Report

Workorder: L1232517

Report Date: 19-NOV-12

Page 9 of 52

Test	Matrix	Reference	Result	Qualifier	Units	RPD	Limit	Analyzed
<b>MET-D-MS-TB</b>								
	<b>Water</b>							
<b>Batch</b>	<b>R2472910</b>							
<b>WG1583101-2</b>	<b>LCS</b>							
Chromium (Cr)-Dissolved			98.1		%		80-120	09-NOV-12
Cobalt (Co)-Dissolved			98.3		%		80-120	09-NOV-12
Copper (Cu)-Dissolved			97.9		%		80-120	09-NOV-12
Iron (Fe)-Dissolved			90.8		%		80-120	09-NOV-12
Lead (Pb)-Dissolved			98.2		%		80-120	09-NOV-12
Lithium (Li)-Dissolved			110.2		%		80-120	09-NOV-12
Magnesium (Mg)-Dissolved			97.3		%		80-120	09-NOV-12
Manganese (Mn)-Dissolved			95.6		%		80-120	09-NOV-12
Molybdenum (Mo)-Dissolved			102.9		%		80-120	09-NOV-12
Nickel (Ni)-Dissolved			97.9		%		80-120	09-NOV-12
Potassium (K)-Dissolved			97.6		%		80-120	09-NOV-12
Selenium (Se)-Dissolved			99.7		%		80-120	09-NOV-12
Silver (Ag)-Dissolved			102.4		%		80-120	09-NOV-12
Sodium (Na)-Dissolved			98.6		%		80-120	09-NOV-12
Strontium (Sr)-Dissolved			95.6		%		80-120	09-NOV-12
Tellurium (Te)-Dissolved			100.6		%		80-120	09-NOV-12
Thallium (Tl)-Dissolved			97.1		%		80-120	09-NOV-12
Tin (Sn)-Dissolved			99.1		%		80-120	09-NOV-12
Titanium (Ti)-Dissolved			99.2		%		80-120	09-NOV-12
Tungsten (W)-Dissolved			99.0		%		80-120	09-NOV-12
Uranium (U)-Dissolved			93.2		%		80-120	09-NOV-12
Vanadium (V)-Dissolved			97.4		%		80-120	09-NOV-12
Zinc (Zn)-Dissolved			100.6		%		80-120	09-NOV-12
Zirconium (Zr)-Dissolved			96.8		%		80-120	09-NOV-12
<b>WG1583101-6</b>	<b>LCS</b>							
Aluminum (Al)-Dissolved			90.0		%		80-120	09-NOV-12
Antimony (Sb)-Dissolved			100.1		%		80-120	09-NOV-12
Arsenic (As)-Dissolved			97.0		%		80-120	09-NOV-12
Barium (Ba)-Dissolved			94.4		%		80-120	09-NOV-12
Beryllium (Be)-Dissolved			98.5		%		80-120	09-NOV-12
Bismuth (Bi)-Dissolved			104.8		%		80-120	09-NOV-12
Boron (B)-Dissolved			80.4		%		80-120	09-NOV-12
Cadmium (Cd)-Dissolved			100.8		%		80-120	09-NOV-12
Calcium (Ca)-Dissolved			96.2		%		80-120	09-NOV-12

## Quality Control Report

Workorder: L1232517

Report Date: 19-NOV-12

Page 10 of 52

Test	Matrix	Reference	Result	Qualifier	Units	RPD	Limit	Analyzed
<b>MET-D-MS-TB</b>		<b>Water</b>						
<b>Batch</b>	<b>R2472910</b>							
<b>WG1583101-6</b>		<b>LCS</b>						
Chromium (Cr)-Dissolved			98.7		%		80-120	09-NOV-12
Cobalt (Co)-Dissolved			98.9		%		80-120	09-NOV-12
Copper (Cu)-Dissolved			97.7		%		80-120	09-NOV-12
Iron (Fe)-Dissolved			96.7		%		80-120	09-NOV-12
Lead (Pb)-Dissolved			96.5		%		80-120	09-NOV-12
Lithium (Li)-Dissolved			108.8		%		80-120	09-NOV-12
Magnesium (Mg)-Dissolved			99.2		%		80-120	09-NOV-12
Manganese (Mn)-Dissolved			95.8		%		80-120	09-NOV-12
Molybdenum (Mo)-Dissolved			94.7		%		80-120	09-NOV-12
Nickel (Ni)-Dissolved			95.8		%		80-120	09-NOV-12
Potassium (K)-Dissolved			97.5		%		80-120	09-NOV-12
Selenium (Se)-Dissolved			94.5		%		80-120	09-NOV-12
Silver (Ag)-Dissolved			99.7		%		80-120	09-NOV-12
Sodium (Na)-Dissolved			100.2		%		80-120	09-NOV-12
Strontium (Sr)-Dissolved			92.1		%		80-120	09-NOV-12
Tellurium (Te)-Dissolved			102.5		%		80-120	09-NOV-12
Thallium (Tl)-Dissolved			97.2		%		80-120	09-NOV-12
Tin (Sn)-Dissolved			98.2		%		80-120	09-NOV-12
Titanium (Ti)-Dissolved			101.7		%		80-120	09-NOV-12
Tungsten (W)-Dissolved			97.3		%		80-120	09-NOV-12
Uranium (U)-Dissolved			92.8		%		80-120	09-NOV-12
Vanadium (V)-Dissolved			99.2		%		80-120	09-NOV-12
Zinc (Zn)-Dissolved			97.6		%		80-120	09-NOV-12
Zirconium (Zr)-Dissolved			92.4		%		80-120	09-NOV-12
<b>WG1583101-1</b>		<b>MB</b>						
Aluminum (Al)-Dissolved			<0.0050		mg/L		0.005	09-NOV-12
Antimony (Sb)-Dissolved			<0.00060		mg/L		0.0006	09-NOV-12
Arsenic (As)-Dissolved			<0.0010		mg/L		0.001	09-NOV-12
Barium (Ba)-Dissolved			<0.010		mg/L		0.01	09-NOV-12
Beryllium (Be)-Dissolved			<0.0010		mg/L		0.001	09-NOV-12
Bismuth (Bi)-Dissolved			<0.0010		mg/L		0.001	09-NOV-12
Boron (B)-Dissolved			<0.050		mg/L		0.05	09-NOV-12
Cadmium (Cd)-Dissolved			<0.000017		mg/L		0.000017	09-NOV-12
Calcium (Ca)-Dissolved			<0.20		mg/L		0.2	09-NOV-12



## Quality Control Report

Workorder: L1232517

Report Date: 19-NOV-12

Page 11 of 52

Test	Matrix	Reference	Result	Qualifier	Units	RPD	Limit	Analyzed
<b>MET-D-MS-TB</b>		<b>Water</b>						
<b>Batch</b>	<b>R2472910</b>							
<b>WG1583101-1 MB</b>								
Chromium (Cr)-Dissolved			<0.0010		mg/L		0.001	09-NOV-12
Cobalt (Co)-Dissolved			<0.00050		mg/L		0.0005	09-NOV-12
Copper (Cu)-Dissolved			<0.0010		mg/L		0.001	09-NOV-12
Iron (Fe)-Dissolved			<0.020		mg/L		0.02	09-NOV-12
Lead (Pb)-Dissolved			<0.0010		mg/L		0.001	09-NOV-12
Lithium (Li)-Dissolved			<0.050		mg/L		0.05	09-NOV-12
Magnesium (Mg)-Dissolved			<0.020		mg/L		0.02	09-NOV-12
Manganese (Mn)-Dissolved			<0.0010		mg/L		0.001	09-NOV-12
Molybdenum (Mo)-Dissolved			<0.0010		mg/L		0.001	09-NOV-12
Nickel (Ni)-Dissolved			<0.0020		mg/L		0.002	09-NOV-12
Potassium (K)-Dissolved			<0.50		mg/L		0.5	09-NOV-12
Selenium (Se)-Dissolved			<0.0010		mg/L		0.001	09-NOV-12
Silver (Ag)-Dissolved			<0.00010		mg/L		0.0001	09-NOV-12
Sodium (Na)-Dissolved			<0.10		mg/L		0.1	09-NOV-12
Strontium (Sr)-Dissolved			<0.0010		mg/L		0.001	09-NOV-12
Tellurium (Te)-Dissolved			<0.0010		mg/L		0.001	09-NOV-12
Thallium (Tl)-Dissolved			<0.00030		mg/L		0.0003	09-NOV-12
Tin (Sn)-Dissolved			<0.0010		mg/L		0.001	09-NOV-12
Titanium (Ti)-Dissolved			<0.0020		mg/L		0.002	09-NOV-12
Tungsten (W)-Dissolved			<0.010		mg/L		0.01	09-NOV-12
Uranium (U)-Dissolved			<0.0050		mg/L		0.005	09-NOV-12
Vanadium (V)-Dissolved			<0.0010		mg/L		0.001	09-NOV-12
Zinc (Zn)-Dissolved			<0.0030		mg/L		0.003	09-NOV-12
Zirconium (Zr)-Dissolved			<0.0010		mg/L		0.001	09-NOV-12
<b>WG1583101-13 MB</b>								
Aluminum (Al)-Dissolved			<0.0050		mg/L		0.005	09-NOV-12
Antimony (Sb)-Dissolved			<0.00060		mg/L		0.0006	09-NOV-12
Arsenic (As)-Dissolved			<0.0010		mg/L		0.001	09-NOV-12
Barium (Ba)-Dissolved			<0.010		mg/L		0.01	09-NOV-12
Beryllium (Be)-Dissolved			<0.0010		mg/L		0.001	09-NOV-12
Bismuth (Bi)-Dissolved			<0.0010		mg/L		0.001	09-NOV-12
Boron (B)-Dissolved			<0.050		mg/L		0.05	09-NOV-12
Cadmium (Cd)-Dissolved			<0.000017		mg/L		0.000017	09-NOV-12
Calcium (Ca)-Dissolved			<0.20		mg/L		0.2	09-NOV-12



## Quality Control Report

Workorder: L1232517

Report Date: 19-NOV-12

Page 12 of 52

Test	Matrix	Reference	Result	Qualifier	Units	RPD	Limit	Analyzed
<b>MET-D-MS-TB</b>		<b>Water</b>						
<b>Batch</b>	<b>R2472910</b>							
<b>WG1583101-13 MB</b>								
Chromium (Cr)-Dissolved			<0.0010		mg/L		0.001	09-NOV-12
Cobalt (Co)-Dissolved			<0.00050		mg/L		0.0005	09-NOV-12
Copper (Cu)-Dissolved			<0.0010		mg/L		0.001	09-NOV-12
Iron (Fe)-Dissolved			<0.020		mg/L		0.02	09-NOV-12
Lead (Pb)-Dissolved			<0.0010		mg/L		0.001	09-NOV-12
Lithium (Li)-Dissolved			<0.050		mg/L		0.05	09-NOV-12
Magnesium (Mg)-Dissolved			<0.020		mg/L		0.02	09-NOV-12
Manganese (Mn)-Dissolved			<0.0010		mg/L		0.001	09-NOV-12
Molybdenum (Mo)-Dissolved			<0.0010		mg/L		0.001	09-NOV-12
Nickel (Ni)-Dissolved			<0.0020		mg/L		0.002	09-NOV-12
Potassium (K)-Dissolved			<0.50		mg/L		0.5	09-NOV-12
Selenium (Se)-Dissolved			<0.0010		mg/L		0.001	09-NOV-12
Silver (Ag)-Dissolved			<0.00010		mg/L		0.0001	09-NOV-12
Sodium (Na)-Dissolved			<0.10		mg/L		0.1	09-NOV-12
Strontium (Sr)-Dissolved			<0.0010		mg/L		0.001	09-NOV-12
Tellurium (Te)-Dissolved			<0.0010		mg/L		0.001	09-NOV-12
Thallium (Tl)-Dissolved			<0.00030		mg/L		0.0003	09-NOV-12
Tin (Sn)-Dissolved			<0.0010		mg/L		0.001	09-NOV-12
Titanium (Ti)-Dissolved			<0.0020		mg/L		0.002	09-NOV-12
Tungsten (W)-Dissolved			<0.010		mg/L		0.01	09-NOV-12
Uranium (U)-Dissolved			<0.0050		mg/L		0.005	09-NOV-12
Vanadium (V)-Dissolved			<0.0010		mg/L		0.001	09-NOV-12
Zinc (Zn)-Dissolved			<0.0030		mg/L		0.003	09-NOV-12
Zirconium (Zr)-Dissolved			<0.0010		mg/L		0.001	09-NOV-12
<b>WG1583101-5 MB</b>								
Aluminum (Al)-Dissolved			<0.0050		mg/L		0.005	09-NOV-12
Antimony (Sb)-Dissolved			<0.00060		mg/L		0.0006	09-NOV-12
Arsenic (As)-Dissolved			<0.0010		mg/L		0.001	09-NOV-12
Barium (Ba)-Dissolved			<0.010		mg/L		0.01	09-NOV-12
Beryllium (Be)-Dissolved			<0.0010		mg/L		0.001	09-NOV-12
Bismuth (Bi)-Dissolved			<0.0010		mg/L		0.001	09-NOV-12
Boron (B)-Dissolved			<0.050		mg/L		0.05	09-NOV-12
Cadmium (Cd)-Dissolved			<0.000017		mg/L		0.000017	09-NOV-12
Calcium (Ca)-Dissolved			<0.20		mg/L		0.2	09-NOV-12



## Quality Control Report

Workorder: L1232517

Report Date: 19-NOV-12

Page 13 of 52

Test	Matrix	Reference	Result	Qualifier	Units	RPD	Limit	Analyzed
<b>MET-D-MS-TB</b>		<b>Water</b>						
<b>Batch</b>	<b>R2472910</b>							
<b>WG1583101-5 MB</b>								
Chromium (Cr)-Dissolved			<0.0010		mg/L		0.001	09-NOV-12
Cobalt (Co)-Dissolved			<0.00050		mg/L		0.0005	09-NOV-12
Copper (Cu)-Dissolved			<0.0010		mg/L		0.001	09-NOV-12
Iron (Fe)-Dissolved			<0.020		mg/L		0.02	09-NOV-12
Lead (Pb)-Dissolved			<0.0010		mg/L		0.001	09-NOV-12
Lithium (Li)-Dissolved			<0.050		mg/L		0.05	09-NOV-12
Magnesium (Mg)-Dissolved			<0.020		mg/L		0.02	09-NOV-12
Manganese (Mn)-Dissolved			<0.0010		mg/L		0.001	09-NOV-12
Molybdenum (Mo)-Dissolved			<0.0010		mg/L		0.001	09-NOV-12
Nickel (Ni)-Dissolved			<0.0020		mg/L		0.002	09-NOV-12
Potassium (K)-Dissolved			<0.50		mg/L		0.5	09-NOV-12
Selenium (Se)-Dissolved			<0.0010		mg/L		0.001	09-NOV-12
Silver (Ag)-Dissolved			<0.00010		mg/L		0.0001	09-NOV-12
Sodium (Na)-Dissolved			<0.10		mg/L		0.1	09-NOV-12
Strontium (Sr)-Dissolved			<0.0010		mg/L		0.001	09-NOV-12
Tellurium (Te)-Dissolved			<0.0010		mg/L		0.001	09-NOV-12
Thallium (Tl)-Dissolved			<0.00030		mg/L		0.0003	09-NOV-12
Tin (Sn)-Dissolved			<0.0010		mg/L		0.001	09-NOV-12
Titanium (Ti)-Dissolved			<0.0020		mg/L		0.002	09-NOV-12
Tungsten (W)-Dissolved			<0.010		mg/L		0.01	09-NOV-12
Uranium (U)-Dissolved			<0.0050		mg/L		0.005	09-NOV-12
Vanadium (V)-Dissolved			<0.0010		mg/L		0.001	09-NOV-12
Zinc (Zn)-Dissolved			<0.0030		mg/L		0.003	09-NOV-12
Zirconium (Zr)-Dissolved			<0.0010		mg/L		0.001	09-NOV-12
<b>WG1583101-9 MB</b>								
Aluminum (Al)-Dissolved			<0.0050		mg/L		0.005	09-NOV-12
Antimony (Sb)-Dissolved			<0.00060		mg/L		0.0006	09-NOV-12
Arsenic (As)-Dissolved			<0.0010		mg/L		0.001	09-NOV-12
Barium (Ba)-Dissolved			<0.010		mg/L		0.01	09-NOV-12
Beryllium (Be)-Dissolved			<0.0010		mg/L		0.001	09-NOV-12
Bismuth (Bi)-Dissolved			<0.0010		mg/L		0.001	09-NOV-12
Boron (B)-Dissolved			<0.050		mg/L		0.05	09-NOV-12
Cadmium (Cd)-Dissolved			<0.000017		mg/L		0.000017	09-NOV-12
Calcium (Ca)-Dissolved			<0.20		mg/L		0.2	09-NOV-12



## Quality Control Report

Workorder: L1232517

Report Date: 19-NOV-12

Page 14 of 52

Test	Matrix	Reference	Result	Qualifier	Units	RPD	Limit	Analyzed
<b>MET-D-MS-TB</b>								
	<b>Water</b>							
<b>Batch</b>	<b>R2472910</b>							
<b>WG1583101-9 MB</b>								
Chromium (Cr)-Dissolved			<0.0010		mg/L		0.001	09-NOV-12
Cobalt (Co)-Dissolved			<0.00050		mg/L		0.0005	09-NOV-12
Copper (Cu)-Dissolved			<0.0010		mg/L		0.001	09-NOV-12
Iron (Fe)-Dissolved			<0.020		mg/L		0.02	09-NOV-12
Lead (Pb)-Dissolved			<0.0010		mg/L		0.001	09-NOV-12
Lithium (Li)-Dissolved			<0.050		mg/L		0.05	09-NOV-12
Magnesium (Mg)-Dissolved			<0.020		mg/L		0.02	09-NOV-12
Manganese (Mn)-Dissolved			<0.0010		mg/L		0.001	09-NOV-12
Molybdenum (Mo)-Dissolved			<0.0010		mg/L		0.001	09-NOV-12
Nickel (Ni)-Dissolved			<0.0020		mg/L		0.002	09-NOV-12
Potassium (K)-Dissolved			<0.50		mg/L		0.5	09-NOV-12
Selenium (Se)-Dissolved			<0.0010		mg/L		0.001	09-NOV-12
Silver (Ag)-Dissolved			<0.00010		mg/L		0.0001	09-NOV-12
Sodium (Na)-Dissolved			<0.10		mg/L		0.1	09-NOV-12
Strontium (Sr)-Dissolved			<0.0010		mg/L		0.001	09-NOV-12
Tellurium (Te)-Dissolved			<0.0010		mg/L		0.001	09-NOV-12
Thallium (Tl)-Dissolved			<0.00030		mg/L		0.0003	09-NOV-12
Tin (Sn)-Dissolved			<0.0010		mg/L		0.001	09-NOV-12
Titanium (Ti)-Dissolved			<0.0020		mg/L		0.002	09-NOV-12
Tungsten (W)-Dissolved			<0.010		mg/L		0.01	09-NOV-12
Uranium (U)-Dissolved			<0.0050		mg/L		0.005	09-NOV-12
Vanadium (V)-Dissolved			<0.0010		mg/L		0.001	09-NOV-12
Zinc (Zn)-Dissolved			<0.0030		mg/L		0.003	09-NOV-12
Zirconium (Zr)-Dissolved			<0.0010		mg/L		0.001	09-NOV-12
<b>WG1583101-12 MS</b>		<b>L1232441-30</b>						
Aluminum (Al)-Dissolved			94.2		%		70-130	09-NOV-12
Antimony (Sb)-Dissolved			101.7		%		70-130	09-NOV-12
Arsenic (As)-Dissolved			107.8		%		70-130	09-NOV-12
Barium (Ba)-Dissolved			N/A	MS-B	%		-	09-NOV-12
Beryllium (Be)-Dissolved			101.1		%		70-130	09-NOV-12
Boron (B)-Dissolved			N/A	MS-B	%		-	09-NOV-12
Cadmium (Cd)-Dissolved			122.6		%		70-130	09-NOV-12
Calcium (Ca)-Dissolved			N/A	MS-B	%		-	09-NOV-12
Chromium (Cr)-Dissolved			95.3		%		70-130	09-NOV-12

## Quality Control Report

Workorder: L1232517

Report Date: 19-NOV-12

Page 15 of 52

Test	Matrix	Reference	Result	Qualifier	Units	RPD	Limit	Analyzed
<b>MET-D-MS-TB</b>								
	<b>Water</b>							
<b>Batch</b>	<b>R2472910</b>							
<b>WG1583101-12 MS</b>		<b>L1232441-30</b>						
Cobalt (Co)-Dissolved			99.98		%		70-130	09-NOV-12
Copper (Cu)-Dissolved			96.7		%		70-130	09-NOV-12
Iron (Fe)-Dissolved			98.5		%		70-130	09-NOV-12
Lead (Pb)-Dissolved			97.2		%		70-130	09-NOV-12
Magnesium (Mg)-Dissolved			N/A	MS-B	%		-	09-NOV-12
Manganese (Mn)-Dissolved			N/A	MS-B	%		-	09-NOV-12
Molybdenum (Mo)-Dissolved			95.7		%		70-130	09-NOV-12
Nickel (Ni)-Dissolved			97.1		%		70-130	09-NOV-12
Potassium (K)-Dissolved			N/A	MS-B	%		-	09-NOV-12
Selenium (Se)-Dissolved			92.7		%		70-130	09-NOV-12
Sodium (Na)-Dissolved			N/A	MS-B	%		-	09-NOV-12
Thallium (Tl)-Dissolved			94.3		%		70-130	09-NOV-12
Tin (Sn)-Dissolved			100.1		%		70-130	09-NOV-12
Titanium (Ti)-Dissolved			98.4		%		70-130	09-NOV-12
Tungsten (W)-Dissolved			102.6		%		70-130	09-NOV-12
Uranium (U)-Dissolved			96.9		%		70-130	09-NOV-12
Vanadium (V)-Dissolved			101.9		%		70-130	09-NOV-12
Zinc (Zn)-Dissolved			102.4		%		70-130	09-NOV-12
Zirconium (Zr)-Dissolved			92.5		%		70-130	09-NOV-12
<b>WG1583101-16 MS</b>		<b>L1232517-1</b>						
Aluminum (Al)-Dissolved			108.9		%		70-130	09-NOV-12
Antimony (Sb)-Dissolved			115.6		%		70-130	09-NOV-12
Arsenic (As)-Dissolved			121.0		%		70-130	09-NOV-12
Beryllium (Be)-Dissolved			123.6		%		70-130	09-NOV-12
Bismuth (Bi)-Dissolved			108.0		%		70-130	09-NOV-12
Boron (B)-Dissolved			103.0		%		70-130	09-NOV-12
Calcium (Ca)-Dissolved			N/A	MS-B	%		-	09-NOV-12
Chromium (Cr)-Dissolved			115.9		%		70-130	09-NOV-12
Cobalt (Co)-Dissolved			119.6		%		70-130	09-NOV-12
Copper (Cu)-Dissolved			115.5		%		70-130	09-NOV-12
Iron (Fe)-Dissolved			117.2		%		70-130	09-NOV-12
Lead (Pb)-Dissolved			113.1		%		70-130	09-NOV-12
Magnesium (Mg)-Dissolved			N/A	MS-B	%		-	09-NOV-12
Manganese (Mn)-Dissolved			116.7		%		70-130	09-NOV-12

## Quality Control Report

Workorder: L1232517

Report Date: 19-NOV-12

Page 16 of 52

Test	Matrix	Reference	Result	Qualifier	Units	RPD	Limit	Analyzed
<b>MET-D-MS-TB</b>								
	<b>Water</b>							
<b>Batch</b>	<b>R2472910</b>							
<b>WG1583101-16 MS</b>		<b>L1232517-1</b>						
Molybdenum (Mo)-Dissolved			110.4		%		70-130	09-NOV-12
Nickel (Ni)-Dissolved			112.9		%		70-130	09-NOV-12
Potassium (K)-Dissolved			111.6		%		70-130	09-NOV-12
Selenium (Se)-Dissolved			128.1		%		70-130	09-NOV-12
Silver (Ag)-Dissolved			116.6		%		70-130	09-NOV-12
Sodium (Na)-Dissolved			N/A	MS-B	%		-	09-NOV-12
Strontium (Sr)-Dissolved			N/A	MS-B	%		-	09-NOV-12
Tellurium (Te)-Dissolved			121.7		%		70-130	09-NOV-12
Thallium (Tl)-Dissolved			109.1		%		70-130	09-NOV-12
Tin (Sn)-Dissolved			115.4		%		70-130	09-NOV-12
Titanium (Ti)-Dissolved			116.1		%		70-130	09-NOV-12
Tungsten (W)-Dissolved			115.0		%		70-130	09-NOV-12
Uranium (U)-Dissolved			113.7		%		70-130	09-NOV-12
Vanadium (V)-Dissolved			117.5		%		70-130	09-NOV-12
Zinc (Zn)-Dissolved			118.0		%		70-130	09-NOV-12
Zirconium (Zr)-Dissolved			110.7		%		70-130	09-NOV-12
<b>Batch</b>	<b>R2475157</b>							
<b>WG1586190-10 LCS</b>								
Aluminum (Al)-Dissolved			89.5		%		80-120	15-NOV-12
Antimony (Sb)-Dissolved			103.5		%		80-120	15-NOV-12
Arsenic (As)-Dissolved			101.5		%		80-120	15-NOV-12
Barium (Ba)-Dissolved			96.1		%		80-120	15-NOV-12
Beryllium (Be)-Dissolved			98.1		%		80-120	15-NOV-12
Bismuth (Bi)-Dissolved			97.7		%		80-120	15-NOV-12
Boron (B)-Dissolved			99.4		%		80-120	15-NOV-12
Cadmium (Cd)-Dissolved			101.3		%		80-120	15-NOV-12
Calcium (Ca)-Dissolved			99.5		%		80-120	15-NOV-12
Chromium (Cr)-Dissolved			98.7		%		80-120	15-NOV-12
Cobalt (Co)-Dissolved			97.0		%		80-120	15-NOV-12
Copper (Cu)-Dissolved			98.7		%		80-120	15-NOV-12
Iron (Fe)-Dissolved			100.0		%		80-120	15-NOV-12
Lead (Pb)-Dissolved			97.2		%		80-120	15-NOV-12
Lithium (Li)-Dissolved			92.6		%		80-120	15-NOV-12
Magnesium (Mg)-Dissolved			99.5		%		80-120	15-NOV-12

## Quality Control Report

Workorder: L1232517

Report Date: 19-NOV-12

Page 17 of 52

Test	Matrix	Reference	Result	Qualifier	Units	RPD	Limit	Analyzed
<b>MET-D-MS-TB</b>								
	<b>Water</b>							
<b>Batch</b>	<b>R2475157</b>							
<b>WG1586190-10 LCS</b>								
Manganese (Mn)-Dissolved			97.4		%		80-120	15-NOV-12
Molybdenum (Mo)-Dissolved			100.0		%		80-120	15-NOV-12
Nickel (Ni)-Dissolved			100.3		%		80-120	15-NOV-12
Potassium (K)-Dissolved			100.6		%		80-120	15-NOV-12
Selenium (Se)-Dissolved			94.5		%		80-120	15-NOV-12
Silver (Ag)-Dissolved			102.3		%		80-120	15-NOV-12
Sodium (Na)-Dissolved			100.9		%		80-120	15-NOV-12
Strontium (Sr)-Dissolved			97.1		%		80-120	15-NOV-12
Tellurium (Te)-Dissolved			105.1		%		80-120	15-NOV-12
Thallium (Tl)-Dissolved			97.4		%		80-120	15-NOV-12
Tin (Sn)-Dissolved			101.5		%		80-120	15-NOV-12
Titanium (Ti)-Dissolved			98.2		%		80-120	15-NOV-12
Tungsten (W)-Dissolved			99.6		%		80-120	15-NOV-12
Uranium (U)-Dissolved			93.9		%		80-120	15-NOV-12
Vanadium (V)-Dissolved			98.0		%		80-120	15-NOV-12
Zinc (Zn)-Dissolved			100.8		%		80-120	15-NOV-12
Zirconium (Zr)-Dissolved			97.1		%		80-120	15-NOV-12
<b>WG1586190-14 LCS</b>								
Aluminum (Al)-Dissolved			89.2		%		80-120	15-NOV-12
Antimony (Sb)-Dissolved			104.4		%		80-120	15-NOV-12
Arsenic (As)-Dissolved			99.3		%		80-120	15-NOV-12
Barium (Ba)-Dissolved			96.5		%		80-120	15-NOV-12
Beryllium (Be)-Dissolved			95.2		%		80-120	15-NOV-12
Bismuth (Bi)-Dissolved			96.3		%		80-120	15-NOV-12
Boron (B)-Dissolved			80.3		%		80-120	15-NOV-12
Cadmium (Cd)-Dissolved			101.6		%		80-120	15-NOV-12
Calcium (Ca)-Dissolved			96.5		%		80-120	15-NOV-12
Chromium (Cr)-Dissolved			99.6		%		80-120	15-NOV-12
Cobalt (Co)-Dissolved			96.9		%		80-120	15-NOV-12
Copper (Cu)-Dissolved			95.4		%		80-120	15-NOV-12
Iron (Fe)-Dissolved			95.4		%		80-120	15-NOV-12
Lead (Pb)-Dissolved			95.8		%		80-120	15-NOV-12
Lithium (Li)-Dissolved			98.1		%		80-120	15-NOV-12
Magnesium (Mg)-Dissolved			96.8		%		80-120	15-NOV-12

## Quality Control Report

Workorder: L1232517

Report Date: 19-NOV-12

Page 18 of 52

Test	Matrix	Reference	Result	Qualifier	Units	RPD	Limit	Analyzed
<b>MET-D-MS-TB</b>								
	<b>Water</b>							
<b>Batch</b>	<b>R2475157</b>							
<b>WG1586190-14 LCS</b>								
Manganese (Mn)-Dissolved			96.0		%		80-120	15-NOV-12
Molybdenum (Mo)-Dissolved			98.0		%		80-120	15-NOV-12
Nickel (Ni)-Dissolved			96.1		%		80-120	15-NOV-12
Potassium (K)-Dissolved			99.9		%		80-120	15-NOV-12
Selenium (Se)-Dissolved			110.4		%		80-120	15-NOV-12
Silver (Ag)-Dissolved			103.8		%		80-120	15-NOV-12
Sodium (Na)-Dissolved			100.3		%		80-120	15-NOV-12
Strontium (Sr)-Dissolved			95.8		%		80-120	15-NOV-12
Tellurium (Te)-Dissolved			104.4		%		80-120	15-NOV-12
Thallium (Tl)-Dissolved			95.4		%		80-120	15-NOV-12
Tin (Sn)-Dissolved			100.4		%		80-120	15-NOV-12
Titanium (Ti)-Dissolved			104.1		%		80-120	15-NOV-12
Tungsten (W)-Dissolved			97.6		%		80-120	15-NOV-12
Uranium (U)-Dissolved			90.7		%		80-120	15-NOV-12
Vanadium (V)-Dissolved			97.6		%		80-120	15-NOV-12
Zinc (Zn)-Dissolved			97.7		%		80-120	15-NOV-12
Zirconium (Zr)-Dissolved			94.9		%		80-120	15-NOV-12
<b>WG1586190-2 LCS</b>								
Aluminum (Al)-Dissolved			92.1		%		80-120	15-NOV-12
Antimony (Sb)-Dissolved			104.5		%		80-120	15-NOV-12
Arsenic (As)-Dissolved			100.4		%		80-120	15-NOV-12
Barium (Ba)-Dissolved			97.1		%		80-120	15-NOV-12
Beryllium (Be)-Dissolved			108.6		%		80-120	15-NOV-12
Bismuth (Bi)-Dissolved			101.7		%		80-120	15-NOV-12
Boron (B)-Dissolved			94.8		%		80-120	15-NOV-12
Cadmium (Cd)-Dissolved			104.7		%		80-120	15-NOV-12
Calcium (Ca)-Dissolved			100.6		%		80-120	15-NOV-12
Chromium (Cr)-Dissolved			102.2		%		80-120	15-NOV-12
Cobalt (Co)-Dissolved			100.2		%		80-120	15-NOV-12
Copper (Cu)-Dissolved			99.8		%		80-120	15-NOV-12
Iron (Fe)-Dissolved			104.7		%		80-120	15-NOV-12
Lead (Pb)-Dissolved			99.96		%		80-120	15-NOV-12
Lithium (Li)-Dissolved			104.2		%		80-120	15-NOV-12
Magnesium (Mg)-Dissolved			101.0		%		80-120	15-NOV-12



## Quality Control Report

Workorder: L1232517

Report Date: 19-NOV-12

Page 19 of 52

Test	Matrix	Reference	Result	Qualifier	Units	RPD	Limit	Analyzed
<b>MET-D-MS-TB</b>		<b>Water</b>						
<b>Batch</b>	<b>R2475157</b>							
<b>WG1586190-2</b>		<b>LCS</b>						
Manganese (Mn)-Dissolved			100.7		%		80-120	15-NOV-12
Molybdenum (Mo)-Dissolved			99.4		%		80-120	15-NOV-12
Nickel (Ni)-Dissolved			99.6		%		80-120	15-NOV-12
Potassium (K)-Dissolved			102.4		%		80-120	15-NOV-12
Selenium (Se)-Dissolved			110.0		%		80-120	15-NOV-12
Silver (Ag)-Dissolved			104.6		%		80-120	15-NOV-12
Sodium (Na)-Dissolved			103.2		%		80-120	15-NOV-12
Strontium (Sr)-Dissolved			96.2		%		80-120	15-NOV-12
Tellurium (Te)-Dissolved			107.5		%		80-120	15-NOV-12
Thallium (Tl)-Dissolved			101.3		%		80-120	15-NOV-12
Tin (Sn)-Dissolved			102.6		%		80-120	15-NOV-12
Titanium (Ti)-Dissolved			103.4		%		80-120	15-NOV-12
Tungsten (W)-Dissolved			102.4		%		80-120	15-NOV-12
Uranium (U)-Dissolved			94.8		%		80-120	15-NOV-12
Vanadium (V)-Dissolved			100.8		%		80-120	15-NOV-12
Zinc (Zn)-Dissolved			102.2		%		80-120	15-NOV-12
Zirconium (Zr)-Dissolved			97.8		%		80-120	15-NOV-12
<b>WG1586190-6</b>		<b>LCS</b>						
Aluminum (Al)-Dissolved			91.0		%		80-120	15-NOV-12
Antimony (Sb)-Dissolved			106.2		%		80-120	15-NOV-12
Arsenic (As)-Dissolved			99.3		%		80-120	15-NOV-12
Barium (Ba)-Dissolved			96.6		%		80-120	15-NOV-12
Beryllium (Be)-Dissolved			101.1		%		80-120	15-NOV-12
Bismuth (Bi)-Dissolved			102.2		%		80-120	15-NOV-12
Boron (B)-Dissolved			91.5		%		80-120	15-NOV-12
Cadmium (Cd)-Dissolved			104.4		%		80-120	15-NOV-12
Calcium (Ca)-Dissolved			98.8		%		80-120	15-NOV-12
Chromium (Cr)-Dissolved			100.9		%		80-120	15-NOV-12
Cobalt (Co)-Dissolved			99.5		%		80-120	15-NOV-12
Copper (Cu)-Dissolved			97.4		%		80-120	15-NOV-12
Iron (Fe)-Dissolved			101.3		%		80-120	15-NOV-12
Lead (Pb)-Dissolved			99.8		%		80-120	15-NOV-12
Lithium (Li)-Dissolved			103.3		%		80-120	15-NOV-12
Magnesium (Mg)-Dissolved			98.5		%		80-120	15-NOV-12



## Quality Control Report

Workorder: L1232517

Report Date: 19-NOV-12

Page 20 of 52

Test	Matrix	Reference	Result	Qualifier	Units	RPD	Limit	Analyzed
<b>MET-D-MS-TB</b>		<b>Water</b>						
<b>Batch</b>	<b>R2475157</b>							
<b>WG1586190-6 LCS</b>								
Manganese (Mn)-Dissolved			100.0		%		80-120	15-NOV-12
Molybdenum (Mo)-Dissolved			96.6		%		80-120	15-NOV-12
Nickel (Ni)-Dissolved			96.8		%		80-120	15-NOV-12
Potassium (K)-Dissolved			101.3		%		80-120	15-NOV-12
Selenium (Se)-Dissolved			105.5		%		80-120	15-NOV-12
Silver (Ag)-Dissolved			104.7		%		80-120	15-NOV-12
Sodium (Na)-Dissolved			102.2		%		80-120	15-NOV-12
Strontium (Sr)-Dissolved			94.5		%		80-120	15-NOV-12
Tellurium (Te)-Dissolved			109.0		%		80-120	15-NOV-12
Thallium (Tl)-Dissolved			99.4		%		80-120	15-NOV-12
Tin (Sn)-Dissolved			101.9		%		80-120	15-NOV-12
Titanium (Ti)-Dissolved			101.4		%		80-120	15-NOV-12
Tungsten (W)-Dissolved			101.6		%		80-120	15-NOV-12
Uranium (U)-Dissolved			95.0		%		80-120	15-NOV-12
Vanadium (V)-Dissolved			100.2		%		80-120	15-NOV-12
Zinc (Zn)-Dissolved			100.6		%		80-120	15-NOV-12
Zirconium (Zr)-Dissolved			92.7		%		80-120	15-NOV-12
<b>WG1586190-1 MB</b>								
Aluminum (Al)-Dissolved			<0.0050		mg/L		0.005	15-NOV-12
Antimony (Sb)-Dissolved			<0.00060		mg/L		0.0006	15-NOV-12
Arsenic (As)-Dissolved			<0.0010		mg/L		0.001	15-NOV-12
Barium (Ba)-Dissolved			<0.010		mg/L		0.01	15-NOV-12
Beryllium (Be)-Dissolved			<0.0010		mg/L		0.001	15-NOV-12
Bismuth (Bi)-Dissolved			<0.0010		mg/L		0.001	15-NOV-12
Boron (B)-Dissolved			<0.050		mg/L		0.05	15-NOV-12
Cadmium (Cd)-Dissolved			<0.000017		mg/L		0.000017	15-NOV-12
Calcium (Ca)-Dissolved			<0.20		mg/L		0.2	15-NOV-12
Chromium (Cr)-Dissolved			<0.0010		mg/L		0.001	15-NOV-12
Cobalt (Co)-Dissolved			<0.00050		mg/L		0.0005	15-NOV-12
Copper (Cu)-Dissolved			<0.0010		mg/L		0.001	15-NOV-12
Iron (Fe)-Dissolved			<0.020		mg/L		0.02	15-NOV-12
Lead (Pb)-Dissolved			<0.0010		mg/L		0.001	15-NOV-12
Lithium (Li)-Dissolved			<0.050		mg/L		0.05	15-NOV-12
Magnesium (Mg)-Dissolved			<0.020		mg/L		0.02	15-NOV-12



## Quality Control Report

Workorder: L1232517

Report Date: 19-NOV-12

Page 21 of 52

Test	Matrix	Reference	Result	Qualifier	Units	RPD	Limit	Analyzed
<b>MET-D-MS-TB</b>		<b>Water</b>						
<b>Batch</b>	<b>R2475157</b>							
<b>WG1586190-1 MB</b>								
Manganese (Mn)-Dissolved			<0.0010		mg/L		0.001	15-NOV-12
Molybdenum (Mo)-Dissolved			<0.0010		mg/L		0.001	15-NOV-12
Nickel (Ni)-Dissolved			<0.0020		mg/L		0.002	15-NOV-12
Potassium (K)-Dissolved			<0.50		mg/L		0.5	15-NOV-12
Selenium (Se)-Dissolved			<0.0010		mg/L		0.001	15-NOV-12
Silver (Ag)-Dissolved			<0.00010		mg/L		0.0001	15-NOV-12
Sodium (Na)-Dissolved			<0.10		mg/L		0.1	15-NOV-12
Strontium (Sr)-Dissolved			<0.0010		mg/L		0.001	15-NOV-12
Tellurium (Te)-Dissolved			<0.0010		mg/L		0.001	15-NOV-12
Thallium (Tl)-Dissolved			<0.00030		mg/L		0.0003	15-NOV-12
Tin (Sn)-Dissolved			<0.0010		mg/L		0.001	15-NOV-12
Titanium (Ti)-Dissolved			<0.0020		mg/L		0.002	15-NOV-12
Tungsten (W)-Dissolved			<0.010		mg/L		0.01	15-NOV-12
Uranium (U)-Dissolved			<0.0050		mg/L		0.005	15-NOV-12
Vanadium (V)-Dissolved			<0.0010		mg/L		0.001	15-NOV-12
Zinc (Zn)-Dissolved			<0.0030		mg/L		0.003	15-NOV-12
Zirconium (Zr)-Dissolved			<0.0010		mg/L		0.001	15-NOV-12
<b>WG1586190-13 MB</b>								
Aluminum (Al)-Dissolved			<0.0050		mg/L		0.005	15-NOV-12
Antimony (Sb)-Dissolved			<0.00060		mg/L		0.0006	15-NOV-12
Arsenic (As)-Dissolved			<0.0010		mg/L		0.001	15-NOV-12
Barium (Ba)-Dissolved			<0.010		mg/L		0.01	15-NOV-12
Beryllium (Be)-Dissolved			<0.0010		mg/L		0.001	15-NOV-12
Bismuth (Bi)-Dissolved			<0.0010		mg/L		0.001	15-NOV-12
Boron (B)-Dissolved			<0.050		mg/L		0.05	15-NOV-12
Cadmium (Cd)-Dissolved			<0.000017		mg/L		0.000017	15-NOV-12
Calcium (Ca)-Dissolved			<0.20		mg/L		0.2	15-NOV-12
Chromium (Cr)-Dissolved			<0.0010		mg/L		0.001	15-NOV-12
Cobalt (Co)-Dissolved			<0.00050		mg/L		0.0005	15-NOV-12
Copper (Cu)-Dissolved			<0.0010		mg/L		0.001	15-NOV-12
Iron (Fe)-Dissolved			<0.020		mg/L		0.02	15-NOV-12
Lead (Pb)-Dissolved			<0.0010		mg/L		0.001	15-NOV-12
Lithium (Li)-Dissolved			<0.050		mg/L		0.05	15-NOV-12
Magnesium (Mg)-Dissolved			<0.020		mg/L		0.02	15-NOV-12



## Quality Control Report

Workorder: L1232517

Report Date: 19-NOV-12

Page 22 of 52

Test	Matrix	Reference	Result	Qualifier	Units	RPD	Limit	Analyzed
<b>MET-D-MS-TB</b>		<b>Water</b>						
<b>Batch</b>	<b>R2475157</b>							
<b>WG1586190-13 MB</b>								
Manganese (Mn)-Dissolved			<0.0010		mg/L		0.001	15-NOV-12
Molybdenum (Mo)-Dissolved			<0.0010		mg/L		0.001	15-NOV-12
Nickel (Ni)-Dissolved			<0.0020		mg/L		0.002	15-NOV-12
Potassium (K)-Dissolved			<0.50		mg/L		0.5	15-NOV-12
Selenium (Se)-Dissolved			<0.0010		mg/L		0.001	15-NOV-12
Silver (Ag)-Dissolved			<0.00010		mg/L		0.0001	15-NOV-12
Sodium (Na)-Dissolved			<0.10		mg/L		0.1	15-NOV-12
Strontium (Sr)-Dissolved			<0.0010		mg/L		0.001	15-NOV-12
Tellurium (Te)-Dissolved			<0.0010		mg/L		0.001	15-NOV-12
Thallium (Tl)-Dissolved			<0.00030		mg/L		0.0003	15-NOV-12
Tin (Sn)-Dissolved			<0.0010		mg/L		0.001	15-NOV-12
Titanium (Ti)-Dissolved			<0.0020		mg/L		0.002	15-NOV-12
Tungsten (W)-Dissolved			<0.010		mg/L		0.01	15-NOV-12
Uranium (U)-Dissolved			<0.0050		mg/L		0.005	15-NOV-12
Vanadium (V)-Dissolved			<0.0010		mg/L		0.001	15-NOV-12
Zinc (Zn)-Dissolved			<0.0030		mg/L		0.003	15-NOV-12
Zirconium (Zr)-Dissolved			<0.0010		mg/L		0.001	15-NOV-12
<b>WG1586190-5 MB</b>								
Aluminum (Al)-Dissolved			<0.0050		mg/L		0.005	15-NOV-12
Antimony (Sb)-Dissolved			<0.00060		mg/L		0.0006	15-NOV-12
Arsenic (As)-Dissolved			<0.0010		mg/L		0.001	15-NOV-12
Barium (Ba)-Dissolved			<0.010		mg/L		0.01	15-NOV-12
Beryllium (Be)-Dissolved			<0.0010		mg/L		0.001	15-NOV-12
Bismuth (Bi)-Dissolved			<0.0010		mg/L		0.001	15-NOV-12
Boron (B)-Dissolved			<0.050		mg/L		0.05	15-NOV-12
Cadmium (Cd)-Dissolved			<0.000017		mg/L		0.000017	15-NOV-12
Calcium (Ca)-Dissolved			<0.20		mg/L		0.2	15-NOV-12
Chromium (Cr)-Dissolved			<0.0010		mg/L		0.001	15-NOV-12
Cobalt (Co)-Dissolved			<0.00050		mg/L		0.0005	15-NOV-12
Copper (Cu)-Dissolved			<0.0010		mg/L		0.001	15-NOV-12
Iron (Fe)-Dissolved			<0.020		mg/L		0.02	15-NOV-12
Lead (Pb)-Dissolved			<0.0010		mg/L		0.001	15-NOV-12
Lithium (Li)-Dissolved			<0.050		mg/L		0.05	15-NOV-12
Magnesium (Mg)-Dissolved			<0.020		mg/L		0.02	15-NOV-12

## Quality Control Report

Workorder: L1232517

Report Date: 19-NOV-12

Page 23 of 52

Test	Matrix	Reference	Result	Qualifier	Units	RPD	Limit	Analyzed
<b>MET-D-MS-TB</b>		<b>Water</b>						
<b>Batch</b>	<b>R2475157</b>							
<b>WG1586190-5 MB</b>								
Manganese (Mn)-Dissolved			<0.0010		mg/L		0.001	15-NOV-12
Molybdenum (Mo)-Dissolved			<0.0010		mg/L		0.001	15-NOV-12
Nickel (Ni)-Dissolved			<0.0020		mg/L		0.002	15-NOV-12
Potassium (K)-Dissolved			<0.50		mg/L		0.5	15-NOV-12
Selenium (Se)-Dissolved			<0.0010		mg/L		0.001	15-NOV-12
Silver (Ag)-Dissolved			<0.00010		mg/L		0.0001	15-NOV-12
Sodium (Na)-Dissolved			<0.10		mg/L		0.1	15-NOV-12
Strontium (Sr)-Dissolved			<0.0010		mg/L		0.001	15-NOV-12
Tellurium (Te)-Dissolved			<0.0010		mg/L		0.001	15-NOV-12
Thallium (Tl)-Dissolved			<0.00030		mg/L		0.0003	15-NOV-12
Tin (Sn)-Dissolved			<0.0010		mg/L		0.001	15-NOV-12
Titanium (Ti)-Dissolved			<0.0020		mg/L		0.002	15-NOV-12
Tungsten (W)-Dissolved			<0.010		mg/L		0.01	15-NOV-12
Uranium (U)-Dissolved			<0.0050		mg/L		0.005	15-NOV-12
Vanadium (V)-Dissolved			<0.0010		mg/L		0.001	15-NOV-12
Zinc (Zn)-Dissolved			<0.0030		mg/L		0.003	15-NOV-12
Zirconium (Zr)-Dissolved			<0.0010		mg/L		0.001	15-NOV-12
<b>WG1586190-9 MB</b>								
Aluminum (Al)-Dissolved			<0.0050		mg/L		0.005	15-NOV-12
Antimony (Sb)-Dissolved			<0.00060		mg/L		0.0006	15-NOV-12
Arsenic (As)-Dissolved			<0.0010		mg/L		0.001	15-NOV-12
Barium (Ba)-Dissolved			<0.010		mg/L		0.01	15-NOV-12
Beryllium (Be)-Dissolved			<0.0010		mg/L		0.001	15-NOV-12
Bismuth (Bi)-Dissolved			<0.0010		mg/L		0.001	15-NOV-12
Boron (B)-Dissolved			<0.050		mg/L		0.05	15-NOV-12
Cadmium (Cd)-Dissolved			<0.000017		mg/L		0.000017	15-NOV-12
Calcium (Ca)-Dissolved			<0.20		mg/L		0.2	15-NOV-12
Chromium (Cr)-Dissolved			<0.0010		mg/L		0.001	15-NOV-12
Cobalt (Co)-Dissolved			<0.00050		mg/L		0.0005	15-NOV-12
Copper (Cu)-Dissolved			<0.0010		mg/L		0.001	15-NOV-12
Iron (Fe)-Dissolved			<0.020		mg/L		0.02	15-NOV-12
Lead (Pb)-Dissolved			<0.0010		mg/L		0.001	15-NOV-12
Lithium (Li)-Dissolved			<0.050		mg/L		0.05	15-NOV-12
Magnesium (Mg)-Dissolved			<0.020		mg/L		0.02	15-NOV-12



## Quality Control Report

Workorder: L1232517

Report Date: 19-NOV-12

Page 24 of 52

Test	Matrix	Reference	Result	Qualifier	Units	RPD	Limit	Analyzed
<b>MET-D-MS-TB</b>								
	<b>Water</b>							
<b>Batch</b>	<b>R2475157</b>							
<b>WG1586190-9</b>	<b>MB</b>							
Manganese (Mn)-Dissolved			<0.0010		mg/L		0.001	15-NOV-12
Molybdenum (Mo)-Dissolved			<0.0010		mg/L		0.001	15-NOV-12
Nickel (Ni)-Dissolved			<0.0020		mg/L		0.002	15-NOV-12
Potassium (K)-Dissolved			<0.50		mg/L		0.5	15-NOV-12
Selenium (Se)-Dissolved			<0.0010		mg/L		0.001	15-NOV-12
Silver (Ag)-Dissolved			<0.00010		mg/L		0.0001	15-NOV-12
Sodium (Na)-Dissolved			<0.10		mg/L		0.1	15-NOV-12
Strontium (Sr)-Dissolved			<0.0010		mg/L		0.001	15-NOV-12
Tellurium (Te)-Dissolved			<0.0010		mg/L		0.001	15-NOV-12
Thallium (Tl)-Dissolved			<0.00030		mg/L		0.0003	15-NOV-12
Tin (Sn)-Dissolved			<0.0010		mg/L		0.001	15-NOV-12
Titanium (Ti)-Dissolved			<0.0020		mg/L		0.002	15-NOV-12
Tungsten (W)-Dissolved			<0.010		mg/L		0.01	15-NOV-12
Uranium (U)-Dissolved			<0.0050		mg/L		0.005	15-NOV-12
Vanadium (V)-Dissolved			<0.0010		mg/L		0.001	15-NOV-12
Zinc (Zn)-Dissolved			<0.0030		mg/L		0.003	15-NOV-12
Zirconium (Zr)-Dissolved			<0.0010		mg/L		0.001	15-NOV-12
<b>WG1586190-12</b>	<b>MS</b>	<b>L1232905-17</b>						
Aluminum (Al)-Dissolved			99.0		%		70-130	15-NOV-12
Antimony (Sb)-Dissolved			108.6		%		70-130	15-NOV-12
Arsenic (As)-Dissolved			119.1		%		70-130	15-NOV-12
Barium (Ba)-Dissolved			N/A	MS-B	%		-	15-NOV-12
Beryllium (Be)-Dissolved			114.8		%		70-130	15-NOV-12
Bismuth (Bi)-Dissolved			86.9		%		70-130	15-NOV-12
Boron (B)-Dissolved			88.4		%		70-130	15-NOV-12
Cadmium (Cd)-Dissolved			123.9		%		70-130	15-NOV-12
Calcium (Ca)-Dissolved			N/A	MS-B	%		-	15-NOV-12
Chromium (Cr)-Dissolved			107.0		%		70-130	15-NOV-12
Cobalt (Co)-Dissolved			105.3		%		70-130	15-NOV-12
Copper (Cu)-Dissolved			94.5		%		70-130	15-NOV-12
Iron (Fe)-Dissolved			97.8		%		70-130	15-NOV-12
Lead (Pb)-Dissolved			98.9		%		70-130	15-NOV-12
Magnesium (Mg)-Dissolved			N/A	MS-B	%		-	15-NOV-12
Manganese (Mn)-Dissolved			N/A	MS-B	%		-	15-NOV-12



## Quality Control Report

Workorder: L1232517

Report Date: 19-NOV-12

Page 25 of 52

Test	Matrix	Reference	Result	Qualifier	Units	RPD	Limit	Analyzed
<b>MET-D-MS-TB</b>								
	<b>Water</b>							
<b>Batch</b>	<b>R2475157</b>							
<b>WG1586190-12 MS</b>		<b>L1232905-17</b>						
Molybdenum (Mo)-Dissolved			100.6		%		70-130	15-NOV-12
Nickel (Ni)-Dissolved			95.0		%		70-130	15-NOV-12
Potassium (K)-Dissolved			N/A	MS-B	%		-	15-NOV-12
Sodium (Na)-Dissolved			N/A	MS-B	%		-	15-NOV-12
Strontium (Sr)-Dissolved			N/A	MS-B	%		-	15-NOV-12
Tellurium (Te)-Dissolved			115.9		%		70-130	15-NOV-12
Thallium (Tl)-Dissolved			97.0		%		70-130	15-NOV-12
Tin (Sn)-Dissolved			103.3		%		70-130	15-NOV-12
Titanium (Ti)-Dissolved			110.9		%		70-130	15-NOV-12
Tungsten (W)-Dissolved			104.0		%		70-130	15-NOV-12
Vanadium (V)-Dissolved			111.2		%		70-130	15-NOV-12
Zinc (Zn)-Dissolved			101.6		%		70-130	15-NOV-12
Zirconium (Zr)-Dissolved			100.3		%		70-130	15-NOV-12
<b>WG1586190-16 MS</b>		<b>L1233618-7</b>						
Aluminum (Al)-Dissolved			92.8		%		70-130	15-NOV-12
Antimony (Sb)-Dissolved			107.2		%		70-130	15-NOV-12
Arsenic (As)-Dissolved			110.3		%		70-130	15-NOV-12
Barium (Ba)-Dissolved			104.4		%		70-130	15-NOV-12
Beryllium (Be)-Dissolved			108.7		%		70-130	15-NOV-12
Bismuth (Bi)-Dissolved			93.2		%		70-130	15-NOV-12
Boron (B)-Dissolved			101.8		%		70-130	15-NOV-12
Cadmium (Cd)-Dissolved			126.1		%		70-130	15-NOV-12
Calcium (Ca)-Dissolved			N/A	MS-B	%		-	15-NOV-12
Chromium (Cr)-Dissolved			103.5		%		70-130	15-NOV-12
Cobalt (Co)-Dissolved			103.9		%		70-130	15-NOV-12
Copper (Cu)-Dissolved			107.6		%		70-130	15-NOV-12
Iron (Fe)-Dissolved			98.9		%		70-130	15-NOV-12
Lead (Pb)-Dissolved			102.6		%		70-130	15-NOV-12
Lithium (Li)-Dissolved			101.3		%		70-130	15-NOV-12
Magnesium (Mg)-Dissolved			N/A	MS-B	%		-	15-NOV-12
Manganese (Mn)-Dissolved			103.4		%		70-130	15-NOV-12
Molybdenum (Mo)-Dissolved			99.2		%		70-130	15-NOV-12
Nickel (Ni)-Dissolved			99.1		%		70-130	15-NOV-12
Potassium (K)-Dissolved			113.1		%		70-130	15-NOV-12



## Quality Control Report

Workorder: L1232517

Report Date: 19-NOV-12

Page 26 of 52

Test	Matrix	Reference	Result	Qualifier	Units	RPD	Limit	Analyzed
<b>MET-D-MS-TB</b>								
	<b>Water</b>							
<b>Batch</b>	<b>R2475157</b>							
<b>WG1586190-16 MS</b>		<b>L1233618-7</b>						
Selenium (Se)-Dissolved			111.8		%		70-130	15-NOV-12
Silver (Ag)-Dissolved			105.4		%		70-130	15-NOV-12
Sodium (Na)-Dissolved			102.1		%		70-130	15-NOV-12
Strontium (Sr)-Dissolved			N/A	MS-B	%		-	15-NOV-12
Tellurium (Te)-Dissolved			109.3		%		70-130	15-NOV-12
Thallium (Tl)-Dissolved			100.0		%		70-130	15-NOV-12
Tin (Sn)-Dissolved			102.7		%		70-130	15-NOV-12
Titanium (Ti)-Dissolved			106.8		%		70-130	15-NOV-12
Tungsten (W)-Dissolved			104.2		%		70-130	15-NOV-12
Uranium (U)-Dissolved			105.6		%		70-130	15-NOV-12
Vanadium (V)-Dissolved			105.8		%		70-130	15-NOV-12
Zinc (Zn)-Dissolved			105.9		%		70-130	15-NOV-12
Zirconium (Zr)-Dissolved			97.4		%		70-130	15-NOV-12
<b>WG1586190-8 MS</b>		<b>L1232905-3</b>						
Aluminum (Al)-Dissolved			103.6		%		70-130	15-NOV-12
Antimony (Sb)-Dissolved			124.4		%		70-130	15-NOV-12
Barium (Ba)-Dissolved			N/A	MS-B	%		-	15-NOV-12
Beryllium (Be)-Dissolved			123.7		%		70-130	15-NOV-12
Bismuth (Bi)-Dissolved			90.3		%		70-130	15-NOV-12
Boron (B)-Dissolved			N/A	MS-B	%		-	15-NOV-12
Calcium (Ca)-Dissolved			N/A	MS-B	%		-	15-NOV-12
Chromium (Cr)-Dissolved			110.5		%		70-130	15-NOV-12
Cobalt (Co)-Dissolved			116.2		%		70-130	15-NOV-12
Copper (Cu)-Dissolved			106.0		%		70-130	15-NOV-12
Iron (Fe)-Dissolved			110.4		%		70-130	15-NOV-12
Lead (Pb)-Dissolved			104.1		%		70-130	15-NOV-12
Magnesium (Mg)-Dissolved			N/A	MS-B	%		-	15-NOV-12
Manganese (Mn)-Dissolved			N/A	MS-B	%		-	15-NOV-12
Molybdenum (Mo)-Dissolved			119.1		%		70-130	15-NOV-12
Nickel (Ni)-Dissolved			104.1		%		70-130	15-NOV-12
Potassium (K)-Dissolved			N/A	MS-B	%		-	15-NOV-12
Selenium (Se)-Dissolved			128.3		%		70-130	15-NOV-12
Silver (Ag)-Dissolved			110.3		%		70-130	15-NOV-12
Sodium (Na)-Dissolved			N/A	MS-B	%		-	15-NOV-12



## Quality Control Report

Workorder: L1232517

Report Date: 19-NOV-12

Page 27 of 52

Test	Matrix	Reference	Result	Qualifier	Units	RPD	Limit	Analyzed
<b>MET-D-MS-TB</b>								
	<b>Water</b>							
<b>Batch</b>	<b>R2475157</b>							
<b>WG1586190-8 MS</b>		<b>L1232905-3</b>						
Strontium (Sr)-Dissolved			N/A	MS-B	%		-	15-NOV-12
Thallium (Tl)-Dissolved			103.6		%		70-130	15-NOV-12
Tin (Sn)-Dissolved			121.0		%		70-130	15-NOV-12
Titanium (Ti)-Dissolved			126.7		%		70-130	15-NOV-12
Tungsten (W)-Dissolved			120.4		%		70-130	15-NOV-12
Uranium (U)-Dissolved			N/A	MS-B	%		-	15-NOV-12
Vanadium (V)-Dissolved			117.4		%		70-130	15-NOV-12
Zinc (Zn)-Dissolved			109.9		%		70-130	15-NOV-12
Zirconium (Zr)-Dissolved			116.8		%		70-130	15-NOV-12
<b>MET-T-MS-TB</b>								
	<b>Water</b>							
<b>Batch</b>	<b>R2472658</b>							
<b>WG1580112-2 LCS</b>								
Aluminum (Al)-Total			91.1		%		80-120	09-NOV-12
Antimony (Sb)-Total			102.8		%		80-120	09-NOV-12
Arsenic (As)-Total			96.2		%		80-120	09-NOV-12
Barium (Ba)-Total			99.2		%		80-120	09-NOV-12
Beryllium (Be)-Total			101.3		%		80-120	09-NOV-12
Bismuth (Bi)-Total			101.8		%		80-120	09-NOV-12
Boron (B)-Total			94.4		%		80-120	09-NOV-12
Cadmium (Cd)-Total			102.2		%		80-120	09-NOV-12
Calcium (Ca)-Total			98.6		%		80-120	09-NOV-12
Chromium (Cr)-Total			97.1		%		80-120	09-NOV-12
Cobalt (Co)-Total			95.7		%		80-120	09-NOV-12
Copper (Cu)-Total			97.0		%		80-120	09-NOV-12
Iron (Fe)-Total			94.9		%		80-120	09-NOV-12
Lead (Pb)-Total			98.7		%		80-120	09-NOV-12
Lithium (Li)-Total			103.5		%		80-120	09-NOV-12
Magnesium (Mg)-Total			98.0		%		80-120	09-NOV-12
Manganese (Mn)-Total			95.2		%		80-120	09-NOV-12
Molybdenum (Mo)-Total			99.7		%		80-120	09-NOV-12
Nickel (Ni)-Total			98.2		%		80-120	09-NOV-12
Potassium (K)-Total			97.1		%		80-120	09-NOV-12
Selenium (Se)-Total			98.8		%		80-120	09-NOV-12
Silver (Ag)-Total			103.2		%		80-120	09-NOV-12



## Quality Control Report

Workorder: L1232517

Report Date: 19-NOV-12

Page 28 of 52

Test	Matrix	Reference	Result	Qualifier	Units	RPD	Limit	Analyzed
<b>MET-T-MS-TB</b>		<b>Water</b>						
<b>Batch</b>	<b>R2472658</b>							
<b>WG1580112-2 LCS</b>								
Sodium (Na)-Total			98.6		%		80-120	09-NOV-12
Strontium (Sr)-Total			95.4		%		80-120	09-NOV-12
Tellurium (Te)-Total			105.1		%		80-120	09-NOV-12
Thallium (Tl)-Total			98.0		%		80-120	09-NOV-12
Tin (Sn)-Total			99.5		%		80-120	09-NOV-12
Titanium (Ti)-Total			100.6		%		80-120	09-NOV-12
Tungsten (W)-Total			99.2		%		80-120	09-NOV-12
Uranium (U)-Total			93.6		%		80-120	09-NOV-12
Vanadium (V)-Total			98.2		%		80-120	09-NOV-12
Zinc (Zn)-Total			100.2		%		80-120	09-NOV-12
Zirconium (Zr)-Total			96.0		%		80-120	09-NOV-12
<b>WG1580112-1 MB</b>								
Aluminum (Al)-Total			<0.0050		mg/L		0.005	09-NOV-12
Antimony (Sb)-Total			<0.00060		mg/L		0.0006	09-NOV-12
Arsenic (As)-Total			<0.0010		mg/L		0.001	09-NOV-12
Barium (Ba)-Total			<0.010		mg/L		0.01	09-NOV-12
Beryllium (Be)-Total			<0.0010		mg/L		0.001	09-NOV-12
Bismuth (Bi)-Total			<0.0010		mg/L		0.001	09-NOV-12
Boron (B)-Total			<0.050		mg/L		0.05	09-NOV-12
Cadmium (Cd)-Total			<0.000017		mg/L		0.000017	09-NOV-12
Calcium (Ca)-Total			<0.20		mg/L		0.2	09-NOV-12
Chromium (Cr)-Total			<0.0010		mg/L		0.001	09-NOV-12
Cobalt (Co)-Total			<0.00050		mg/L		0.0005	09-NOV-12
Copper (Cu)-Total			<0.0010		mg/L		0.001	09-NOV-12
Iron (Fe)-Total			<0.020		mg/L		0.02	09-NOV-12
Lead (Pb)-Total			<0.0010		mg/L		0.001	09-NOV-12
Lithium (Li)-Total			<0.050		mg/L		0.05	09-NOV-12
Magnesium (Mg)-Total			<0.020		mg/L		0.02	09-NOV-12
Manganese (Mn)-Total			<0.0010		mg/L		0.001	09-NOV-12
Molybdenum (Mo)-Total			<0.0010		mg/L		0.001	09-NOV-12
Nickel (Ni)-Total			<0.0020		mg/L		0.002	09-NOV-12
Potassium (K)-Total			<0.50		mg/L		0.5	09-NOV-12
Selenium (Se)-Total			<0.0010		mg/L		0.001	09-NOV-12
Silver (Ag)-Total			<0.00010		mg/L		0.0001	09-NOV-12



## Quality Control Report

Workorder: L1232517

Report Date: 19-NOV-12

Page 29 of 52

Test	Matrix	Reference	Result	Qualifier	Units	RPD	Limit	Analyzed
<b>MET-T-MS-TB</b>		<b>Water</b>						
<b>Batch</b>	<b>R2472658</b>							
<b>WG1580112-1</b>	<b>MB</b>							
Sodium (Na)-Total			<0.10		mg/L		0.1	09-NOV-12
Strontium (Sr)-Total			<0.0010		mg/L		0.001	09-NOV-12
Tellurium (Te)-Total			<0.0010		mg/L		0.001	09-NOV-12
Thallium (Tl)-Total			<0.00030		mg/L		0.0003	09-NOV-12
Tin (Sn)-Total			<0.0010		mg/L		0.001	09-NOV-12
Titanium (Ti)-Total			<0.0020		mg/L		0.002	09-NOV-12
Tungsten (W)-Total			<0.010		mg/L		0.01	09-NOV-12
Uranium (U)-Total			<0.0050		mg/L		0.005	09-NOV-12
Vanadium (V)-Total			<0.0010		mg/L		0.001	09-NOV-12
Zinc (Zn)-Total			<0.0030		mg/L		0.003	09-NOV-12
Zirconium (Zr)-Total			<0.0010		mg/L		0.001	09-NOV-12
<b>Batch</b>	<b>R2472665</b>							
<b>WG1581686-2</b>	<b>LCS</b>							
Aluminum (Al)-Total			90.5		%		80-120	09-NOV-12
Antimony (Sb)-Total			103.4		%		80-120	09-NOV-12
Arsenic (As)-Total			100.6		%		80-120	09-NOV-12
Barium (Ba)-Total			98.4		%		80-120	09-NOV-12
Beryllium (Be)-Total			99.98		%		80-120	09-NOV-12
Bismuth (Bi)-Total			103.3		%		80-120	09-NOV-12
Boron (B)-Total			97.6		%		80-120	09-NOV-12
Cadmium (Cd)-Total			102.7		%		80-120	09-NOV-12
Calcium (Ca)-Total			98.0		%		80-120	09-NOV-12
Chromium (Cr)-Total			98.2		%		80-120	09-NOV-12
Cobalt (Co)-Total			97.6		%		80-120	09-NOV-12
Copper (Cu)-Total			102.1		%		80-120	09-NOV-12
Iron (Fe)-Total			92.9		%		80-120	09-NOV-12
Lead (Pb)-Total			99.9		%		80-120	09-NOV-12
Lithium (Li)-Total			100.5		%		80-120	09-NOV-12
Magnesium (Mg)-Total			97.8		%		80-120	09-NOV-12
Manganese (Mn)-Total			96.1		%		80-120	09-NOV-12
Molybdenum (Mo)-Total			101.9		%		80-120	09-NOV-12
Nickel (Ni)-Total			100.6		%		80-120	09-NOV-12
Potassium (K)-Total			96.7		%		80-120	09-NOV-12
Selenium (Se)-Total			104.5		%		80-120	09-NOV-12



## Quality Control Report

Workorder: L1232517

Report Date: 19-NOV-12

Page 30 of 52

Test	Matrix	Reference	Result	Qualifier	Units	RPD	Limit	Analyzed
<b>MET-T-MS-TB</b>		<b>Water</b>						
<b>Batch</b>	<b>R2472665</b>							
<b>WG1581686-2</b>	<b>LCS</b>							
Silver (Ag)-Total			103.3		%		80-120	09-NOV-12
Sodium (Na)-Total			98.2		%		80-120	09-NOV-12
Strontium (Sr)-Total			96.8		%		80-120	09-NOV-12
Tellurium (Te)-Total			102.7		%		80-120	09-NOV-12
Thallium (Tl)-Total			99.2		%		80-120	09-NOV-12
Tin (Sn)-Total			99.6		%		80-120	09-NOV-12
Titanium (Ti)-Total			101.5		%		80-120	09-NOV-12
Tungsten (W)-Total			101.3		%		80-120	09-NOV-12
Uranium (U)-Total			97.6		%		80-120	09-NOV-12
Vanadium (V)-Total			99.1		%		80-120	09-NOV-12
Zinc (Zn)-Total			102.6		%		80-120	09-NOV-12
Zirconium (Zr)-Total			99.7		%		80-120	09-NOV-12
<b>WG1581686-1</b>	<b>MB</b>							
Aluminum (Al)-Total			<0.0050		mg/L		0.005	09-NOV-12
Antimony (Sb)-Total			<0.00060		mg/L		0.0006	09-NOV-12
Arsenic (As)-Total			<0.0010		mg/L		0.001	09-NOV-12
Barium (Ba)-Total			<0.010		mg/L		0.01	09-NOV-12
Beryllium (Be)-Total			<0.0010		mg/L		0.001	09-NOV-12
Bismuth (Bi)-Total			<0.0010		mg/L		0.001	09-NOV-12
Boron (B)-Total			<0.050		mg/L		0.05	09-NOV-12
Cadmium (Cd)-Total			<0.000017		mg/L		0.000017	09-NOV-12
Calcium (Ca)-Total			<0.20		mg/L		0.2	09-NOV-12
Chromium (Cr)-Total			<0.0010		mg/L		0.001	09-NOV-12
Cobalt (Co)-Total			<0.00050		mg/L		0.0005	09-NOV-12
Iron (Fe)-Total			<0.020		mg/L		0.02	09-NOV-12
Lead (Pb)-Total			0.0027	A	mg/L		0.001	09-NOV-12
Lithium (Li)-Total			<0.050		mg/L		0.05	09-NOV-12
Magnesium (Mg)-Total			<0.020		mg/L		0.02	09-NOV-12
Manganese (Mn)-Total			<0.0010		mg/L		0.001	09-NOV-12
Molybdenum (Mo)-Total			<0.0010		mg/L		0.001	09-NOV-12
Nickel (Ni)-Total			<0.0020		mg/L		0.002	09-NOV-12
Potassium (K)-Total			<0.50		mg/L		0.5	09-NOV-12
Selenium (Se)-Total			<0.0010		mg/L		0.001	09-NOV-12
Silver (Ag)-Total			<0.00010		mg/L		0.0001	09-NOV-12



## Quality Control Report

Workorder: L1232517

Report Date: 19-NOV-12

Page 31 of 52

Test	Matrix	Reference	Result	Qualifier	Units	RPD	Limit	Analyzed
<b>MET-T-MS-TB</b>		<b>Water</b>						
<b>Batch</b>	<b>R2472665</b>							
<b>WG1581686-1</b>	<b>MB</b>							
Sodium (Na)-Total			<0.10		mg/L		0.1	09-NOV-12
Strontium (Sr)-Total			<0.0010		mg/L		0.001	09-NOV-12
Tellurium (Te)-Total			<0.0010		mg/L		0.001	09-NOV-12
Thallium (Tl)-Total			<0.00030		mg/L		0.0003	09-NOV-12
Tin (Sn)-Total			<0.0010		mg/L		0.001	09-NOV-12
Titanium (Ti)-Total			<0.0020		mg/L		0.002	09-NOV-12
Tungsten (W)-Total			<0.010		mg/L		0.01	09-NOV-12
Uranium (U)-Total			<0.0050		mg/L		0.005	09-NOV-12
Vanadium (V)-Total			<0.0010		mg/L		0.001	09-NOV-12
Zinc (Zn)-Total			<0.0030		mg/L		0.003	09-NOV-12
Zirconium (Zr)-Total			<0.0010		mg/L		0.001	09-NOV-12
<b>Batch</b>	<b>R2473531</b>							
<b>WG1580112-10</b>	<b>LCS</b>							
Aluminum (Al)-Total			87.0		%		80-120	12-NOV-12
Antimony (Sb)-Total			96.8		%		80-120	12-NOV-12
Arsenic (As)-Total			99.5		%		80-120	12-NOV-12
Barium (Ba)-Total			91.4		%		80-120	12-NOV-12
Beryllium (Be)-Total			100.8		%		80-120	12-NOV-12
Bismuth (Bi)-Total			99.2		%		80-120	12-NOV-12
Boron (B)-Total			95.9		%		80-120	12-NOV-12
Cadmium (Cd)-Total			99.3		%		80-120	12-NOV-12
Calcium (Ca)-Total			96.5		%		80-120	12-NOV-12
Chromium (Cr)-Total			100.2		%		80-120	12-NOV-12
Cobalt (Co)-Total			97.0		%		80-120	12-NOV-12
Copper (Cu)-Total			100.1		%		80-120	12-NOV-12
Iron (Fe)-Total			86.7		%		80-120	12-NOV-12
Lead (Pb)-Total			98.7		%		80-120	12-NOV-12
Lithium (Li)-Total			99.8		%		80-120	12-NOV-12
Magnesium (Mg)-Total			97.9		%		80-120	12-NOV-12
Manganese (Mn)-Total			94.6		%		80-120	12-NOV-12
Molybdenum (Mo)-Total			100.2		%		80-120	12-NOV-12
Nickel (Ni)-Total			100.8		%		80-120	12-NOV-12
Potassium (K)-Total			99.6		%		80-120	12-NOV-12
Selenium (Se)-Total			99.5		%		80-120	12-NOV-12

## Quality Control Report

Workorder: L1232517

Report Date: 19-NOV-12

Page 32 of 52

Test	Matrix	Reference	Result	Qualifier	Units	RPD	Limit	Analyzed
<b>MET-T-MS-TB</b>	<b>Water</b>							
<b>Batch</b>	<b>R2473531</b>							
<b>WG1580112-10 LCS</b>								
Silver (Ag)-Total			95.6		%		80-120	12-NOV-12
Sodium (Na)-Total			96.5		%		80-120	12-NOV-12
Strontium (Sr)-Total			92.6		%		80-120	12-NOV-12
Tellurium (Te)-Total			98.9		%		80-120	12-NOV-12
Thallium (Tl)-Total			98.9		%		80-120	12-NOV-12
Tin (Sn)-Total			93.2		%		80-120	12-NOV-12
Titanium (Ti)-Total			92.7		%		80-120	12-NOV-12
Tungsten (W)-Total			99.0		%		80-120	12-NOV-12
Uranium (U)-Total			89.8		%		80-120	12-NOV-12
Vanadium (V)-Total			94.0		%		80-120	12-NOV-12
Zinc (Zn)-Total			100.3		%		80-120	12-NOV-12
Zirconium (Zr)-Total			93.2		%		80-120	12-NOV-12
<b>WG1580112-6 LCS</b>								
Aluminum (Al)-Total			92.1		%		80-120	12-NOV-12
Antimony (Sb)-Total			100.2		%		80-120	12-NOV-12
Arsenic (As)-Total			103.9		%		80-120	12-NOV-12
Barium (Ba)-Total			98.6		%		80-120	12-NOV-12
Beryllium (Be)-Total			103.7		%		80-120	12-NOV-12
Bismuth (Bi)-Total			99.6		%		80-120	12-NOV-12
Boron (B)-Total			98.1		%		80-120	12-NOV-12
Cadmium (Cd)-Total			101.7		%		80-120	12-NOV-12
Calcium (Ca)-Total			98.6		%		80-120	12-NOV-12
Chromium (Cr)-Total			103.5		%		80-120	12-NOV-12
Cobalt (Co)-Total			101.3		%		80-120	12-NOV-12
Copper (Cu)-Total			105.8		%		80-120	12-NOV-12
Iron (Fe)-Total			103.0		%		80-120	12-NOV-12
Lead (Pb)-Total			99.9		%		80-120	12-NOV-12
Lithium (Li)-Total			106.4		%		80-120	12-NOV-12
Magnesium (Mg)-Total			104.0		%		80-120	12-NOV-12
Manganese (Mn)-Total			99.0		%		80-120	12-NOV-12
Molybdenum (Mo)-Total			108.2		%		80-120	12-NOV-12
Nickel (Ni)-Total			106.2		%		80-120	12-NOV-12
Potassium (K)-Total			102.9		%		80-120	12-NOV-12
Selenium (Se)-Total			100.5		%		80-120	12-NOV-12



## Quality Control Report

Workorder: L1232517

Report Date: 19-NOV-12

Page 33 of 52

Test	Matrix	Reference	Result	Qualifier	Units	RPD	Limit	Analyzed
<b>MET-T-MS-TB</b>		<b>Water</b>						
<b>Batch</b>	<b>R2473531</b>							
<b>WG1580112-6</b>	<b>LCS</b>							
Silver (Ag)-Total			98.3		%		80-120	12-NOV-12
Sodium (Na)-Total			104.5		%		80-120	12-NOV-12
Strontium (Sr)-Total			97.4		%		80-120	12-NOV-12
Tellurium (Te)-Total			103.7		%		80-120	12-NOV-12
Thallium (Tl)-Total			103.7		%		80-120	12-NOV-12
Tin (Sn)-Total			99.0		%		80-120	12-NOV-12
Titanium (Ti)-Total			100.4		%		80-120	12-NOV-12
Tungsten (W)-Total			99.0		%		80-120	12-NOV-12
Uranium (U)-Total			93.2		%		80-120	12-NOV-12
Vanadium (V)-Total			100.4		%		80-120	12-NOV-12
Zinc (Zn)-Total			102.9		%		80-120	12-NOV-12
Zirconium (Zr)-Total			101.7		%		80-120	12-NOV-12
<b>WG1580112-5</b>	<b>MB</b>							
Aluminum (Al)-Total			<0.0050		mg/L		0.005	12-NOV-12
Antimony (Sb)-Total			<0.00060		mg/L		0.0006	12-NOV-12
Arsenic (As)-Total			<0.0010		mg/L		0.001	12-NOV-12
Barium (Ba)-Total			<0.010		mg/L		0.01	12-NOV-12
Beryllium (Be)-Total			<0.0010		mg/L		0.001	12-NOV-12
Bismuth (Bi)-Total			<0.0010		mg/L		0.001	12-NOV-12
Boron (B)-Total			<0.050		mg/L		0.05	12-NOV-12
Cadmium (Cd)-Total			<0.000017		mg/L		0.000017	12-NOV-12
Calcium (Ca)-Total			<0.20		mg/L		0.2	12-NOV-12
Chromium (Cr)-Total			<0.0010		mg/L		0.001	12-NOV-12
Cobalt (Co)-Total			<0.00050		mg/L		0.0005	12-NOV-12
Copper (Cu)-Total			<0.0010		mg/L		0.001	12-NOV-12
Iron (Fe)-Total			<0.020		mg/L		0.02	12-NOV-12
Lead (Pb)-Total			<0.0010		mg/L		0.001	12-NOV-12
Lithium (Li)-Total			<0.050		mg/L		0.05	12-NOV-12
Magnesium (Mg)-Total			<0.020		mg/L		0.02	12-NOV-12
Manganese (Mn)-Total			<0.0010		mg/L		0.001	12-NOV-12
Molybdenum (Mo)-Total			<0.0010		mg/L		0.001	12-NOV-12
Nickel (Ni)-Total			<0.0020		mg/L		0.002	12-NOV-12
Potassium (K)-Total			<0.50		mg/L		0.5	12-NOV-12
Selenium (Se)-Total			<0.0010		mg/L		0.001	12-NOV-12



## Quality Control Report

Workorder: L1232517

Report Date: 19-NOV-12

Page 34 of 52

Test	Matrix	Reference	Result	Qualifier	Units	RPD	Limit	Analyzed
<b>MET-T-MS-TB</b>		<b>Water</b>						
<b>Batch</b>	<b>R2473531</b>							
<b>WG1580112-5 MB</b>								
Silver (Ag)-Total			<0.00010		mg/L		0.0001	12-NOV-12
Sodium (Na)-Total			<0.10		mg/L		0.1	12-NOV-12
Strontium (Sr)-Total			<0.0010		mg/L		0.001	12-NOV-12
Tellurium (Te)-Total			<0.0010		mg/L		0.001	12-NOV-12
Thallium (Tl)-Total			<0.00030		mg/L		0.0003	12-NOV-12
Tin (Sn)-Total			<0.0010		mg/L		0.001	12-NOV-12
Titanium (Ti)-Total			<0.0020		mg/L		0.002	12-NOV-12
Tungsten (W)-Total			<0.010		mg/L		0.01	12-NOV-12
Uranium (U)-Total			<0.0050		mg/L		0.005	12-NOV-12
Vanadium (V)-Total			<0.0010		mg/L		0.001	12-NOV-12
Zinc (Zn)-Total			<0.0030		mg/L		0.003	12-NOV-12
Zirconium (Zr)-Total			<0.0010		mg/L		0.001	12-NOV-12
<b>WG1580112-9 MB</b>								
Aluminum (Al)-Total			<0.0050		mg/L		0.005	12-NOV-12
Antimony (Sb)-Total			<0.00060		mg/L		0.0006	12-NOV-12
Arsenic (As)-Total			<0.0010		mg/L		0.001	12-NOV-12
Barium (Ba)-Total			<0.010		mg/L		0.01	12-NOV-12
Beryllium (Be)-Total			<0.0010		mg/L		0.001	12-NOV-12
Bismuth (Bi)-Total			<0.0010		mg/L		0.001	12-NOV-12
Boron (B)-Total			<0.050		mg/L		0.05	12-NOV-12
Cadmium (Cd)-Total			<0.000017		mg/L		0.000017	12-NOV-12
Calcium (Ca)-Total			<0.20		mg/L		0.2	12-NOV-12
Chromium (Cr)-Total			<0.0010		mg/L		0.001	12-NOV-12
Cobalt (Co)-Total			<0.00050		mg/L		0.0005	12-NOV-12
Copper (Cu)-Total			<0.0010		mg/L		0.001	12-NOV-12
Iron (Fe)-Total			<0.020		mg/L		0.02	12-NOV-12
Lead (Pb)-Total			<0.0010		mg/L		0.001	12-NOV-12
Lithium (Li)-Total			<0.050		mg/L		0.05	12-NOV-12
Magnesium (Mg)-Total			<0.020		mg/L		0.02	12-NOV-12
Manganese (Mn)-Total			<0.0010		mg/L		0.001	12-NOV-12
Molybdenum (Mo)-Total			<0.0010		mg/L		0.001	12-NOV-12
Nickel (Ni)-Total			<0.0020		mg/L		0.002	12-NOV-12
Potassium (K)-Total			<0.50		mg/L		0.5	12-NOV-12
Selenium (Se)-Total			<0.0010		mg/L		0.001	12-NOV-12





## Quality Control Report

Workorder: L1232517

Report Date: 19-NOV-12

Page 35 of 52

Test	Matrix	Reference	Result	Qualifier	Units	RPD	Limit	Analyzed
<b>MET-T-MS-TB</b>								
	<b>Water</b>							
<b>Batch</b>	<b>R2473531</b>							
<b>WG1580112-9 MB</b>								
Silver (Ag)-Total			<0.00010		mg/L		0.0001	12-NOV-12
Sodium (Na)-Total			<0.10		mg/L		0.1	12-NOV-12
Strontium (Sr)-Total			<0.0010		mg/L		0.001	12-NOV-12
Tellurium (Te)-Total			<0.0010		mg/L		0.001	12-NOV-12
Thallium (Tl)-Total			<0.00030		mg/L		0.0003	12-NOV-12
Tin (Sn)-Total			<0.0010		mg/L		0.001	12-NOV-12
Titanium (Ti)-Total			<0.0020		mg/L		0.002	12-NOV-12
Tungsten (W)-Total			<0.010		mg/L		0.01	12-NOV-12
Uranium (U)-Total			<0.0050		mg/L		0.005	12-NOV-12
Vanadium (V)-Total			<0.0010		mg/L		0.001	12-NOV-12
Zinc (Zn)-Total			<0.0030		mg/L		0.003	12-NOV-12
Zirconium (Zr)-Total			<0.0010		mg/L		0.001	12-NOV-12
<b>WG1580112-4 MS</b>		<b>L1232422-10</b>						
Aluminum (Al)-Total			101.1		%		70-130	12-NOV-12
Antimony (Sb)-Total			103.9		%		70-130	12-NOV-12
Arsenic (As)-Total			111.5		%		70-130	12-NOV-12
Beryllium (Be)-Total			112.3		%		70-130	12-NOV-12
Bismuth (Bi)-Total			90.8		%		70-130	12-NOV-12
Boron (B)-Total			106.4		%		70-130	12-NOV-12
Cadmium (Cd)-Total			124.7		%		70-130	12-NOV-12
Calcium (Ca)-Total			N/A	MS-B	%		-	12-NOV-12
Chromium (Cr)-Total			109.9		%		70-130	12-NOV-12
Cobalt (Co)-Total			109.7		%		70-130	12-NOV-12
Copper (Cu)-Total			102.1		%		70-130	12-NOV-12
Iron (Fe)-Total			107.7		%		70-130	12-NOV-12
Lead (Pb)-Total			97.4		%		70-130	12-NOV-12
Lithium (Li)-Total			108.3		%		70-130	12-NOV-12
Magnesium (Mg)-Total			N/A	MS-B	%		-	12-NOV-12
Manganese (Mn)-Total			N/A	MS-B	%		-	12-NOV-12
Molybdenum (Mo)-Total			113.5		%		70-130	12-NOV-12
Nickel (Ni)-Total			102.2		%		70-130	12-NOV-12
Potassium (K)-Total			113.2		%		70-130	12-NOV-12
Selenium (Se)-Total			101.5		%		70-130	12-NOV-12
Silver (Ag)-Total			100.1		%		70-130	12-NOV-12

## Quality Control Report

Workorder: L1232517

Report Date: 19-NOV-12

Page 36 of 52

Test	Matrix	Reference	Result	Qualifier	Units	RPD	Limit	Analyzed
<b>MET-T-MS-TB</b>								
	<b>Water</b>							
<b>Batch</b>	<b>R2473531</b>							
<b>WG1580112-4 MS</b>		<b>L1232422-10</b>						
Sodium (Na)-Total			122.8		%		70-130	12-NOV-12
Strontium (Sr)-Total			N/A	MS-B	%		-	12-NOV-12
Tellurium (Te)-Total			107.4		%		70-130	12-NOV-12
Thallium (Tl)-Total			95.8		%		70-130	12-NOV-12
Tin (Sn)-Total			102.6		%		70-130	12-NOV-12
Titanium (Ti)-Total			108.4		%		70-130	12-NOV-12
Tungsten (W)-Total			101.8		%		70-130	12-NOV-12
Uranium (U)-Total			95.5		%		70-130	12-NOV-12
Vanadium (V)-Total			109.9		%		70-130	12-NOV-12
Zinc (Zn)-Total			99.7		%		70-130	12-NOV-12
Zirconium (Zr)-Total			108.3		%		70-130	12-NOV-12
<b>Batch</b>	<b>R2473708</b>							
<b>WG1581686-6 LCS</b>								
Aluminum (Al)-Total			93.6		%		80-120	13-NOV-12
Antimony (Sb)-Total			99.9		%		80-120	13-NOV-12
Arsenic (As)-Total			105.2		%		80-120	13-NOV-12
Barium (Ba)-Total			95.0		%		80-120	13-NOV-12
Beryllium (Be)-Total			97.9		%		80-120	13-NOV-12
Bismuth (Bi)-Total			102.2		%		80-120	13-NOV-12
Boron (B)-Total			102.8		%		80-120	13-NOV-12
Cadmium (Cd)-Total			101.2		%		80-120	13-NOV-12
Calcium (Ca)-Total			99.8		%		80-120	13-NOV-12
Chromium (Cr)-Total			103.6		%		80-120	13-NOV-12
Cobalt (Co)-Total			97.8		%		80-120	13-NOV-12
Copper (Cu)-Total			107.4		%		80-120	13-NOV-12
Iron (Fe)-Total			100.6		%		80-120	13-NOV-12
Lead (Pb)-Total			99.0		%		80-120	13-NOV-12
Lithium (Li)-Total			97.8		%		80-120	13-NOV-12
Magnesium (Mg)-Total			104.5		%		80-120	13-NOV-12
Manganese (Mn)-Total			100.8		%		80-120	13-NOV-12
Molybdenum (Mo)-Total			106.2		%		80-120	13-NOV-12
Nickel (Ni)-Total			105.3		%		80-120	13-NOV-12
Potassium (K)-Total			103.6		%		80-120	13-NOV-12
Selenium (Se)-Total			111.0		%		80-120	13-NOV-12

## Quality Control Report

Workorder: L1232517

Report Date: 19-NOV-12

Page 37 of 52

Test	Matrix	Reference	Result	Qualifier	Units	RPD	Limit	Analyzed
<b>MET-T-MS-TB</b>		<b>Water</b>						
<b>Batch</b>	<b>R2473708</b>							
<b>WG1581686-6</b>	<b>LCS</b>							
Silver (Ag)-Total			102.9		%		80-120	13-NOV-12
Sodium (Na)-Total			103.1		%		80-120	13-NOV-12
Strontium (Sr)-Total			100.1		%		80-120	13-NOV-12
Tellurium (Te)-Total			101.3		%		80-120	13-NOV-12
Thallium (Tl)-Total			102.3		%		80-120	13-NOV-12
Tin (Sn)-Total			103.3		%		80-120	13-NOV-12
Titanium (Ti)-Total			105.0		%		80-120	13-NOV-12
Tungsten (W)-Total			99.3		%		80-120	13-NOV-12
Uranium (U)-Total			93.6		%		80-120	13-NOV-12
Vanadium (V)-Total			101.7		%		80-120	13-NOV-12
Zinc (Zn)-Total			105.3		%		80-120	13-NOV-12
Zirconium (Zr)-Total			100.7		%		80-120	13-NOV-12
<b>WG1581686-5</b>	<b>MB</b>							
Aluminum (Al)-Total			<0.0050		mg/L		0.005	13-NOV-12
Antimony (Sb)-Total			<0.00060		mg/L		0.0006	13-NOV-12
Arsenic (As)-Total			<0.0010		mg/L		0.001	13-NOV-12
Barium (Ba)-Total			<0.010		mg/L		0.01	13-NOV-12
Beryllium (Be)-Total			<0.0010		mg/L		0.001	13-NOV-12
Bismuth (Bi)-Total			<0.0010		mg/L		0.001	13-NOV-12
Boron (B)-Total			<0.050		mg/L		0.05	13-NOV-12
Cadmium (Cd)-Total			<0.000017		mg/L		0.000017	13-NOV-12
Calcium (Ca)-Total			<0.20		mg/L		0.2	13-NOV-12
Chromium (Cr)-Total			<0.0010		mg/L		0.001	13-NOV-12
Cobalt (Co)-Total			<0.00050		mg/L		0.0005	13-NOV-12
Copper (Cu)-Total			<0.0010		mg/L		0.001	13-NOV-12
Iron (Fe)-Total			<0.020		mg/L		0.02	13-NOV-12
Lead (Pb)-Total			<0.0010		mg/L		0.001	13-NOV-12
Lithium (Li)-Total			<0.050		mg/L		0.05	13-NOV-12
Magnesium (Mg)-Total			<0.020		mg/L		0.02	13-NOV-12
Manganese (Mn)-Total			<0.0010		mg/L		0.001	13-NOV-12
Molybdenum (Mo)-Total			<0.0010		mg/L		0.001	13-NOV-12
Nickel (Ni)-Total			<0.0020		mg/L		0.002	13-NOV-12
Potassium (K)-Total			<0.50		mg/L		0.5	13-NOV-12
Selenium (Se)-Total			<0.0010		mg/L		0.001	13-NOV-12



## Quality Control Report

Workorder: L1232517

Report Date: 19-NOV-12

Page 38 of 52

Test	Matrix	Reference	Result	Qualifier	Units	RPD	Limit	Analyzed
<b>MET-T-MS-TB</b>		<b>Water</b>						
<b>Batch</b>	<b>R2473708</b>							
<b>WG1581686-5</b>	<b>MB</b>							
Silver (Ag)-Total			<0.00010		mg/L		0.0001	13-NOV-12
Sodium (Na)-Total			<0.10		mg/L		0.1	13-NOV-12
Strontium (Sr)-Total			<0.0010		mg/L		0.001	13-NOV-12
Tellurium (Te)-Total			<0.0010		mg/L		0.001	13-NOV-12
Thallium (Tl)-Total			<0.00030		mg/L		0.0003	13-NOV-12
Tin (Sn)-Total			<0.0010		mg/L		0.001	13-NOV-12
Titanium (Ti)-Total			<0.0020		mg/L		0.002	13-NOV-12
Tungsten (W)-Total			<0.010		mg/L		0.01	13-NOV-12
Uranium (U)-Total			<0.0050		mg/L		0.005	13-NOV-12
Vanadium (V)-Total			<0.0010		mg/L		0.001	13-NOV-12
Zinc (Zn)-Total			<0.0030		mg/L		0.003	13-NOV-12
Zirconium (Zr)-Total			<0.0010		mg/L		0.001	13-NOV-12
<b>Batch</b>	<b>R2473747</b>							
<b>WG1580112-14</b>	<b>LCS</b>							
Aluminum (Al)-Total			91.7		%		80-120	13-NOV-12
Antimony (Sb)-Total			97.6		%		80-120	13-NOV-12
Arsenic (As)-Total			103.8		%		80-120	13-NOV-12
Barium (Ba)-Total			93.0		%		80-120	13-NOV-12
Beryllium (Be)-Total			103.9		%		80-120	13-NOV-12
Bismuth (Bi)-Total			102.4		%		80-120	13-NOV-12
Boron (B)-Total			101.5		%		80-120	13-NOV-12
Cadmium (Cd)-Total			98.9		%		80-120	13-NOV-12
Calcium (Ca)-Total			97.1		%		80-120	13-NOV-12
Chromium (Cr)-Total			101.8		%		80-120	13-NOV-12
Cobalt (Co)-Total			96.0		%		80-120	13-NOV-12
Copper (Cu)-Total			105.9		%		80-120	13-NOV-12
Iron (Fe)-Total			98.2		%		80-120	13-NOV-12
Lead (Pb)-Total			99.7		%		80-120	13-NOV-12
Lithium (Li)-Total			97.0		%		80-120	13-NOV-12
Magnesium (Mg)-Total			100.9		%		80-120	13-NOV-12
Manganese (Mn)-Total			98.7		%		80-120	13-NOV-12
Molybdenum (Mo)-Total			103.8		%		80-120	13-NOV-12
Nickel (Ni)-Total			103.6		%		80-120	13-NOV-12
Potassium (K)-Total			101.9		%		80-120	13-NOV-12



## Quality Control Report

Workorder: L1232517

Report Date: 19-NOV-12

Page 39 of 52

Test	Matrix	Reference	Result	Qualifier	Units	RPD	Limit	Analyzed
<b>MET-T-MS-TB</b>		<b>Water</b>						
<b>Batch</b>	<b>R2473747</b>							
<b>WG1580112-14 LCS</b>								
Selenium (Se)-Total			108.1		%		80-120	13-NOV-12
Silver (Ag)-Total			100.5		%		80-120	13-NOV-12
Sodium (Na)-Total			100.0		%		80-120	13-NOV-12
Strontium (Sr)-Total			97.6		%		80-120	13-NOV-12
Tellurium (Te)-Total			96.7		%		80-120	13-NOV-12
Thallium (Tl)-Total			103.4		%		80-120	13-NOV-12
Tin (Sn)-Total			101.3		%		80-120	13-NOV-12
Titanium (Ti)-Total			100.8		%		80-120	13-NOV-12
Tungsten (W)-Total			99.0		%		80-120	13-NOV-12
Uranium (U)-Total			96.9		%		80-120	13-NOV-12
Vanadium (V)-Total			99.0		%		80-120	13-NOV-12
Zinc (Zn)-Total			103.9		%		80-120	13-NOV-12
Zirconium (Zr)-Total			94.4		%		80-120	13-NOV-12
<b>WG1580112-13 MB</b>								
Aluminum (Al)-Total			<0.0050		mg/L		0.005	13-NOV-12
Antimony (Sb)-Total			<0.00060		mg/L		0.0006	13-NOV-12
Arsenic (As)-Total			<0.0010		mg/L		0.001	13-NOV-12
Barium (Ba)-Total			<0.010		mg/L		0.01	13-NOV-12
Beryllium (Be)-Total			<0.0010		mg/L		0.001	13-NOV-12
Bismuth (Bi)-Total			<0.0010		mg/L		0.001	13-NOV-12
Boron (B)-Total			<0.050		mg/L		0.05	13-NOV-12
Cadmium (Cd)-Total			<0.000017		mg/L		0.000017	13-NOV-12
Calcium (Ca)-Total			<0.20		mg/L		0.2	13-NOV-12
Chromium (Cr)-Total			<0.0010		mg/L		0.001	13-NOV-12
Cobalt (Co)-Total			<0.00050		mg/L		0.0005	13-NOV-12
Copper (Cu)-Total			<0.0010		mg/L		0.001	13-NOV-12
Iron (Fe)-Total			<0.020		mg/L		0.02	13-NOV-12
Lead (Pb)-Total			<0.0010		mg/L		0.001	13-NOV-12
Lithium (Li)-Total			<0.050		mg/L		0.05	13-NOV-12
Magnesium (Mg)-Total			<0.020		mg/L		0.02	13-NOV-12
Manganese (Mn)-Total			<0.0010		mg/L		0.001	13-NOV-12
Molybdenum (Mo)-Total			<0.0010		mg/L		0.001	13-NOV-12
Nickel (Ni)-Total			<0.0020		mg/L		0.002	13-NOV-12
Potassium (K)-Total			<0.50		mg/L		0.5	13-NOV-12



## Quality Control Report

Workorder: L1232517

Report Date: 19-NOV-12

Page 40 of 52

Test	Matrix	Reference	Result	Qualifier	Units	RPD	Limit	Analyzed
<b>MET-T-MS-TB</b>								
	<b>Water</b>							
<b>Batch</b>	<b>R2473747</b>							
<b>WG1580112-13 MB</b>								
Selenium (Se)-Total			<0.0010		mg/L		0.001	13-NOV-12
Silver (Ag)-Total			<0.00010		mg/L		0.0001	13-NOV-12
Sodium (Na)-Total			<0.10		mg/L		0.1	13-NOV-12
Strontium (Sr)-Total			<0.0010		mg/L		0.001	13-NOV-12
Tellurium (Te)-Total			<0.0010		mg/L		0.001	13-NOV-12
Thallium (Tl)-Total			<0.00030		mg/L		0.0003	13-NOV-12
Tin (Sn)-Total			<0.0010		mg/L		0.001	13-NOV-12
Titanium (Ti)-Total			<0.0020		mg/L		0.002	13-NOV-12
Tungsten (W)-Total			<0.010		mg/L		0.01	13-NOV-12
Uranium (U)-Total			<0.0050		mg/L		0.005	13-NOV-12
Vanadium (V)-Total			<0.0010		mg/L		0.001	13-NOV-12
Zinc (Zn)-Total			<0.0030		mg/L		0.003	13-NOV-12
Zirconium (Zr)-Total			<0.0010		mg/L		0.001	13-NOV-12
<b>WG1580112-12 MS</b>		<b>L1232547-3</b>						
Aluminum (Al)-Total			N/A	MS-B	%		-	13-NOV-12
Antimony (Sb)-Total			98.7		%		70-130	13-NOV-12
Arsenic (As)-Total			110.5		%		70-130	13-NOV-12
Barium (Ba)-Total			N/A	MS-B	%		-	13-NOV-12
Beryllium (Be)-Total			106.1		%		70-130	13-NOV-12
Bismuth (Bi)-Total			94.3		%		70-130	13-NOV-12
Boron (B)-Total			97.0		%		70-130	13-NOV-12
Cadmium (Cd)-Total			124.6		%		70-130	13-NOV-12
Calcium (Ca)-Total			N/A	MS-B	%		-	13-NOV-12
Chromium (Cr)-Total			105.0		%		70-130	13-NOV-12
Cobalt (Co)-Total			99.3		%		70-130	13-NOV-12
Copper (Cu)-Total			106.6		%		70-130	13-NOV-12
Iron (Fe)-Total			N/A	MS-B	%		-	13-NOV-12
Lead (Pb)-Total			99.7		%		70-130	13-NOV-12
Lithium (Li)-Total			129.5		%		70-130	13-NOV-12
Magnesium (Mg)-Total			N/A	MS-B	%		-	13-NOV-12
Manganese (Mn)-Total			N/A	MS-B	%		-	13-NOV-12
Molybdenum (Mo)-Total			108.9		%		70-130	13-NOV-12
Nickel (Ni)-Total			104.6		%		70-130	13-NOV-12
Potassium (K)-Total			N/A	MS-B	%		-	13-NOV-12



## Quality Control Report

Workorder: L1232517

Report Date: 19-NOV-12

Page 41 of 52

Test	Matrix	Reference	Result	Qualifier	Units	RPD	Limit	Analyzed
<b>MET-T-MS-TB</b>								
	<b>Water</b>							
<b>Batch</b>	<b>R2473747</b>							
<b>WG1580112-12 MS</b>		<b>L1232547-3</b>						
Selenium (Se)-Total			117.7		%		70-130	13-NOV-12
Silver (Ag)-Total			105.9		%		70-130	13-NOV-12
Sodium (Na)-Total			N/A	MS-B	%		-	13-NOV-12
Strontium (Sr)-Total			N/A	MS-B	%		-	13-NOV-12
Tellurium (Te)-Total			98.9		%		70-130	13-NOV-12
Thallium (Tl)-Total			97.7		%		70-130	13-NOV-12
Tin (Sn)-Total			104.5		%		70-130	13-NOV-12
Titanium (Ti)-Total			103.0		%		70-130	13-NOV-12
Tungsten (W)-Total			103.6		%		70-130	13-NOV-12
Uranium (U)-Total			106.7		%		70-130	13-NOV-12
Vanadium (V)-Total			109.3		%		70-130	13-NOV-12
Zinc (Zn)-Total			104.5		%		70-130	13-NOV-12
Zirconium (Zr)-Total			101.0		%		70-130	13-NOV-12
<b>Batch</b>	<b>R2476534</b>							
<b>WG1581686-10 LCS</b>								
Aluminum (Al)-Total			90.3		%		80-120	16-NOV-12
Antimony (Sb)-Total			100.6		%		80-120	16-NOV-12
Arsenic (As)-Total			100.9		%		80-120	16-NOV-12
Barium (Ba)-Total			93.8		%		80-120	16-NOV-12
Beryllium (Be)-Total			105.5		%		80-120	16-NOV-12
Bismuth (Bi)-Total			99.4		%		80-120	16-NOV-12
Boron (B)-Total			101.6		%		80-120	16-NOV-12
Cadmium (Cd)-Total			100.5		%		80-120	16-NOV-12
Calcium (Ca)-Total			102.6		%		80-120	16-NOV-12
Chromium (Cr)-Total			105.3		%		80-120	16-NOV-12
Cobalt (Co)-Total			98.6		%		80-120	16-NOV-12
Copper (Cu)-Total			99.1		%		80-120	16-NOV-12
Iron (Fe)-Total			104.3		%		80-120	16-NOV-12
Lead (Pb)-Total			95.7		%		80-120	16-NOV-12
Lithium (Li)-Total			103.3		%		80-120	16-NOV-12
Magnesium (Mg)-Total			99.7		%		80-120	16-NOV-12
Manganese (Mn)-Total			99.4		%		80-120	16-NOV-12
Molybdenum (Mo)-Total			104.0		%		80-120	16-NOV-12
Nickel (Ni)-Total			101.0		%		80-120	16-NOV-12



## Quality Control Report

Workorder: L1232517

Report Date: 19-NOV-12

Page 42 of 52

Test	Matrix	Reference	Result	Qualifier	Units	RPD	Limit	Analyzed
<b>MET-T-MS-TB</b>		<b>Water</b>						
<b>Batch</b>	<b>R2476534</b>							
<b>WG1581686-10 LCS</b>								
Potassium (K)-Total			101.4		%		80-120	16-NOV-12
Selenium (Se)-Total			94.8		%		80-120	16-NOV-12
Silver (Ag)-Total			101.7		%		80-120	16-NOV-12
Sodium (Na)-Total			103.9		%		80-120	16-NOV-12
Strontium (Sr)-Total			99.5		%		80-120	16-NOV-12
Tellurium (Te)-Total			96.8		%		80-120	16-NOV-12
Thallium (Tl)-Total			98.0		%		80-120	16-NOV-12
Tin (Sn)-Total			100.7		%		80-120	16-NOV-12
Titanium (Ti)-Total			102.6		%		80-120	16-NOV-12
Tungsten (W)-Total			100.8		%		80-120	16-NOV-12
Uranium (U)-Total			94.2		%		80-120	16-NOV-12
Vanadium (V)-Total			101.6		%		80-120	16-NOV-12
Zinc (Zn)-Total			100.4		%		80-120	16-NOV-12
Zirconium (Zr)-Total			95.7		%		80-120	16-NOV-12
<b>WG1581686-9 MB</b>								
Aluminum (Al)-Total			<0.0050		mg/L		0.005	16-NOV-12
Antimony (Sb)-Total			<0.00060		mg/L		0.0006	16-NOV-12
Arsenic (As)-Total			<0.0010		mg/L		0.001	16-NOV-12
Barium (Ba)-Total			<0.010		mg/L		0.01	16-NOV-12
Beryllium (Be)-Total			<0.0010		mg/L		0.001	16-NOV-12
Bismuth (Bi)-Total			<0.0010		mg/L		0.001	16-NOV-12
Boron (B)-Total			<0.050		mg/L		0.05	16-NOV-12
Cadmium (Cd)-Total			<0.000017		mg/L		0.000017	16-NOV-12
Calcium (Ca)-Total			<0.20		mg/L		0.2	16-NOV-12
Chromium (Cr)-Total			<0.0010		mg/L		0.001	16-NOV-12
Cobalt (Co)-Total			<0.00050		mg/L		0.0005	16-NOV-12
Copper (Cu)-Total			<0.0010		mg/L		0.001	16-NOV-12
Iron (Fe)-Total			<0.020		mg/L		0.02	16-NOV-12
Lead (Pb)-Total			<0.0010		mg/L		0.001	16-NOV-12
Lithium (Li)-Total			<0.050		mg/L		0.05	16-NOV-12
Magnesium (Mg)-Total			<0.020		mg/L		0.02	16-NOV-12
Manganese (Mn)-Total			<0.0010		mg/L		0.001	16-NOV-12
Molybdenum (Mo)-Total			<0.0010		mg/L		0.001	16-NOV-12
Nickel (Ni)-Total			<0.0020		mg/L		0.002	16-NOV-12





## Quality Control Report

Workorder: L1232517

Report Date: 19-NOV-12

Page 43 of 52

Test	Matrix	Reference	Result	Qualifier	Units	RPD	Limit	Analyzed
<b>MET-T-MS-TB</b>								
	<b>Water</b>							
<b>Batch</b>	<b>R2476534</b>							
<b>WG1581686-9 MB</b>								
Potassium (K)-Total			<0.50		mg/L		0.5	16-NOV-12
Selenium (Se)-Total			<0.0010		mg/L		0.001	16-NOV-12
Silver (Ag)-Total			<0.00010		mg/L		0.0001	16-NOV-12
Sodium (Na)-Total			<0.10		mg/L		0.1	16-NOV-12
Strontium (Sr)-Total			<0.0010		mg/L		0.001	16-NOV-12
Tellurium (Te)-Total			<0.0010		mg/L		0.001	16-NOV-12
Thallium (Tl)-Total			<0.00030		mg/L		0.0003	16-NOV-12
Tin (Sn)-Total			<0.0010		mg/L		0.001	16-NOV-12
Titanium (Ti)-Total			<0.0020		mg/L		0.002	16-NOV-12
Tungsten (W)-Total			<0.010		mg/L		0.01	16-NOV-12
Uranium (U)-Total			<0.0050		mg/L		0.005	16-NOV-12
Vanadium (V)-Total			<0.0010		mg/L		0.001	16-NOV-12
Zinc (Zn)-Total			<0.0030		mg/L		0.003	16-NOV-12
Zirconium (Zr)-Total			<0.0010		mg/L		0.001	16-NOV-12
<b>NH3-COL-TB</b>								
	<b>Water</b>							
<b>Batch</b>	<b>R2471031</b>							
<b>WG1580762-11 DUP</b>		<b>L1232517-9</b>						
Ammonia, Total (as N)		<0.020	0.020	RPD-NA	mg/L	N/A	20	06-NOV-12
<b>WG1580762-10 LCS</b>								
Ammonia, Total (as N)			92.8		%		85-115	06-NOV-12
<b>WG1580762-14 LCS</b>								
Ammonia, Total (as N)			92.9		%		85-115	06-NOV-12
<b>WG1580762-18 LCS</b>								
Ammonia, Total (as N)			93.4		%		85-115	06-NOV-12
<b>WG1580762-2 LCS</b>								
Ammonia, Total (as N)			91.8		%		85-115	06-NOV-12
<b>WG1580762-6 LCS</b>								
Ammonia, Total (as N)			93.2		%		85-115	06-NOV-12
<b>WG1580762-1 MB</b>								
Ammonia, Total (as N)			<0.020		mg/L		0.02	06-NOV-12
<b>WG1580762-13 MB</b>								
Ammonia, Total (as N)			<0.020		mg/L		0.02	06-NOV-12
<b>WG1580762-17 MB</b>								
Ammonia, Total (as N)			<0.020		mg/L		0.02	06-NOV-12
<b>WG1580762-5 MB</b>								
Ammonia, Total (as N)			<0.020		mg/L		0.02	06-NOV-12

## Quality Control Report

Workorder: L1232517

Report Date: 19-NOV-12

Page 44 of 52

Test	Matrix	Reference	Result	Qualifier	Units	RPD	Limit	Analyzed
<b>NH3-COL-TB</b>								
<b>Water</b>								
<b>Batch</b>	<b>R2471031</b>							
<b>WG1580762-9</b>	<b>MB</b>							
Ammonia, Total (as N)			<0.020		mg/L		0.02	06-NOV-12
<b>WG1580762-12</b>	<b>MS</b>	<b>L1232517-9</b>						
Ammonia, Total (as N)			94.1		%		75-125	06-NOV-12
<b>WG1580762-16</b>	<b>MS</b>	<b>L1232661-12</b>						
Ammonia, Total (as N)			91.7		%		75-125	06-NOV-12
<b>WG1580762-20</b>	<b>MS</b>	<b>L1232686-18</b>						
Ammonia, Total (as N)			90.8		%		75-125	06-NOV-12
<b>WG1580762-4</b>	<b>MS</b>	<b>L1232396-3</b>						
Ammonia, Total (as N)			91.9		%		75-125	06-NOV-12
<b>WG1580762-8</b>	<b>MS</b>	<b>L1232476-7</b>						
Ammonia, Total (as N)			N/A	MS-B	%		-	06-NOV-12
<b>Batch</b>	<b>R2474483</b>							
<b>WG1584052-10</b>	<b>LCS</b>							
Ammonia, Total (as N)			92.2		%		85-115	10-NOV-12
<b>WG1584052-2</b>	<b>LCS</b>							
Ammonia, Total (as N)			92.1		%		85-115	10-NOV-12
<b>WG1584052-6</b>	<b>LCS</b>							
Ammonia, Total (as N)			92.4		%		85-115	10-NOV-12
<b>WG1584052-1</b>	<b>MB</b>							
Ammonia, Total (as N)			<0.020		mg/L		0.02	10-NOV-12
<b>WG1584052-5</b>	<b>MB</b>							
Ammonia, Total (as N)			<0.020		mg/L		0.02	10-NOV-12
<b>WG1584052-9</b>	<b>MB</b>							
Ammonia, Total (as N)			<0.020		mg/L		0.02	10-NOV-12
<b>WG1584052-12</b>	<b>MS</b>	<b>L1235616-4</b>						
Ammonia, Total (as N)			N/A	MS-B	%		-	10-NOV-12
<b>WG1584052-4</b>	<b>MS</b>	<b>L1234984-1</b>						
Ammonia, Total (as N)			90.4		%		75-125	10-NOV-12
<b>WG1584052-8</b>	<b>MS</b>	<b>L1235292-2</b>						
Ammonia, Total (as N)			81.5		%		75-125	10-NOV-12
<b>NO2-IC-TB</b>								
<b>Water</b>								
<b>Batch</b>	<b>R2469040</b>							
<b>WG1580561-10</b>	<b>LCS</b>							
Nitrite (as N)			94.4		%		90-110	04-NOV-12
<b>WG1580561-14</b>	<b>LCS</b>							
Nitrite (as N)			96.2		%		90-110	04-NOV-12
<b>WG1580561-18</b>	<b>LCS</b>							

## Quality Control Report

Workorder: L1232517

Report Date: 19-NOV-12

Page 45 of 52

Test	Matrix	Reference	Result	Qualifier	Units	RPD	Limit	Analyzed
<b>NO2-IC-TB</b>								
<b>Batch R2469040</b>								
<b>WG1580561-18</b>	<b>LCS</b>							
Nitrite (as N)			96.6		%		90-110	04-NOV-12
<b>WG1580561-2</b>	<b>LCS</b>							
Nitrite (as N)			94.2		%		90-110	04-NOV-12
<b>WG1580561-6</b>	<b>LCS</b>							
Nitrite (as N)			97.0		%		90-110	04-NOV-12
<b>WG1580561-1</b>	<b>MB</b>							
Nitrite (as N)			<0.020		mg/L		0.02	04-NOV-12
<b>WG1580561-13</b>	<b>MB</b>							
Nitrite (as N)			<0.020		mg/L		0.02	04-NOV-12
<b>WG1580561-17</b>	<b>MB</b>							
Nitrite (as N)			<0.020		mg/L		0.02	04-NOV-12
<b>WG1580561-5</b>	<b>MB</b>							
Nitrite (as N)			<0.020		mg/L		0.02	04-NOV-12
<b>WG1580561-9</b>	<b>MB</b>							
Nitrite (as N)			<0.020		mg/L		0.02	04-NOV-12
<b>WG1580561-12</b>	<b>MS</b>	<b>L1232441-24</b>						
Nitrite (as N)			100.8		%		75-115	04-NOV-12
<b>WG1580561-16</b>	<b>MS</b>	<b>L1232661-1</b>						
Nitrite (as N)			102.1		%		75-115	04-NOV-12
<b>WG1580561-4</b>	<b>MS</b>	<b>L1232481-3</b>						
Nitrite (as N)			98.9		%		75-115	04-NOV-12
<b>WG1580561-8</b>	<b>MS</b>	<b>L1232686-6</b>						
Nitrite (as N)			102.7		%		75-115	04-NOV-12
<b>Batch R2470518</b>								
<b>WG1582083-10</b>	<b>LCS</b>							
Nitrite (as N)			96.3		%		90-110	06-NOV-12
<b>WG1582083-14</b>	<b>LCS</b>							
Nitrite (as N)			100.1		%		90-110	06-NOV-12
<b>WG1582083-18</b>	<b>LCS</b>							
Nitrite (as N)			98.6		%		90-110	06-NOV-12
<b>WG1582083-2</b>	<b>LCS</b>							
Nitrite (as N)			96.1		%		90-110	06-NOV-12
<b>WG1582083-6</b>	<b>LCS</b>							
Nitrite (as N)			103.3		%		90-110	06-NOV-12
<b>WG1582083-1</b>	<b>MB</b>							
Nitrite (as N)			<0.020		mg/L		0.02	06-NOV-12
<b>WG1582083-13</b>	<b>MB</b>							
Nitrite (as N)			<0.020		mg/L		0.02	06-NOV-12



## Quality Control Report

Workorder: L1232517

Report Date: 19-NOV-12

Page 46 of 52

Test	Matrix	Reference	Result	Qualifier	Units	RPD	Limit	Analyzed
<b>NO2-IC-TB</b>								
	<b>Water</b>							
<b>Batch</b>	<b>R2470518</b>							
<b>WG1582083-17</b>	<b>MB</b>							
Nitrite (as N)			<0.020		mg/L		0.02	06-NOV-12
<b>WG1582083-5</b>	<b>MB</b>							
Nitrite (as N)			<0.020		mg/L		0.02	06-NOV-12
<b>WG1582083-9</b>	<b>MB</b>							
Nitrite (as N)			<0.020		mg/L		0.02	06-NOV-12
<b>WG1582083-12</b>	<b>MS</b>	<b>L1232686-15</b>						
Nitrite (as N)			112.0		%		75-115	06-NOV-12
<b>WG1582083-16</b>	<b>MS</b>	<b>L1232895-5</b>						
Nitrite (as N)			102.7		%		75-115	06-NOV-12
<b>WG1582083-4</b>	<b>MS</b>	<b>L1232441-11</b>						
Nitrite (as N)			103.7		%		75-115	06-NOV-12
<b>WG1582083-8</b>	<b>MS</b>	<b>L1232476-8</b>						
Nitrite (as N)			102.2		%		75-115	06-NOV-12
<b>NO3-IC-TB</b>								
	<b>Water</b>							
<b>Batch</b>	<b>R2469040</b>							
<b>WG1580561-10</b>	<b>LCS</b>							
Nitrate (as N)			98.7		%		90-110	04-NOV-12
<b>WG1580561-14</b>	<b>LCS</b>							
Nitrate (as N)			100.5		%		90-110	04-NOV-12
<b>WG1580561-18</b>	<b>LCS</b>							
Nitrate (as N)			98.0		%		90-110	04-NOV-12
<b>WG1580561-2</b>	<b>LCS</b>							
Nitrate (as N)			99.8		%		90-110	04-NOV-12
<b>WG1580561-6</b>	<b>LCS</b>							
Nitrate (as N)			102.4		%		90-110	04-NOV-12
<b>WG1580561-1</b>	<b>MB</b>							
Nitrate (as N)			<0.030		mg/L		0.03	04-NOV-12
<b>WG1580561-13</b>	<b>MB</b>							
Nitrate (as N)			<0.030		mg/L		0.03	04-NOV-12
<b>WG1580561-17</b>	<b>MB</b>							
Nitrate (as N)			<0.030		mg/L		0.03	04-NOV-12
<b>WG1580561-5</b>	<b>MB</b>							
Nitrate (as N)			<0.030		mg/L		0.03	04-NOV-12
<b>WG1580561-9</b>	<b>MB</b>							
Nitrate (as N)			<0.030		mg/L		0.03	04-NOV-12
<b>WG1580561-12</b>	<b>MS</b>	<b>L1232441-24</b>						
Nitrate (as N)			102.8		%		75-125	04-NOV-12
<b>WG1580561-16</b>	<b>MS</b>	<b>L1232661-1</b>						



## Quality Control Report

Workorder: L1232517

Report Date: 19-NOV-12

Page 47 of 52

Test	Matrix	Reference	Result	Qualifier	Units	RPD	Limit	Analyzed
<b>NO3-IC-TB</b>								
<b>Water</b>								
<b>Batch</b>	<b>R2469040</b>							
<b>WG1580561-16</b>	<b>MS</b>	<b>L1232661-1</b>						
Nitrate (as N)			105.2		%		75-125	04-NOV-12
<b>WG1580561-4</b>	<b>MS</b>	<b>L1232481-3</b>						
Nitrate (as N)			98.8		%		75-125	04-NOV-12
<b>WG1580561-8</b>	<b>MS</b>	<b>L1232686-6</b>						
Nitrate (as N)			108.5		%		75-125	04-NOV-12
<b>Batch</b>	<b>R2470518</b>							
<b>WG1582083-10</b>	<b>LCS</b>							
Nitrate (as N)			103.1		%		90-110	06-NOV-12
<b>WG1582083-14</b>	<b>LCS</b>							
Nitrate (as N)			101.6		%		90-110	06-NOV-12
<b>WG1582083-18</b>	<b>LCS</b>							
Nitrate (as N)			103.2		%		90-110	06-NOV-12
<b>WG1582083-2</b>	<b>LCS</b>							
Nitrate (as N)			100.9		%		90-110	06-NOV-12
<b>WG1582083-6</b>	<b>LCS</b>							
Nitrate (as N)			103.1		%		90-110	06-NOV-12
<b>WG1582083-1</b>	<b>MB</b>							
Nitrate (as N)			<0.030		mg/L		0.03	06-NOV-12
<b>WG1582083-13</b>	<b>MB</b>							
Nitrate (as N)			<0.030		mg/L		0.03	06-NOV-12
<b>WG1582083-17</b>	<b>MB</b>							
Nitrate (as N)			<0.030		mg/L		0.03	06-NOV-12
<b>WG1582083-5</b>	<b>MB</b>							
Nitrate (as N)			<0.030		mg/L		0.03	06-NOV-12
<b>WG1582083-9</b>	<b>MB</b>							
Nitrate (as N)			<0.030		mg/L		0.03	06-NOV-12
<b>WG1582083-12</b>	<b>MS</b>	<b>L1232686-15</b>						
Nitrate (as N)			107.9		%		75-125	06-NOV-12
<b>WG1582083-16</b>	<b>MS</b>	<b>L1232895-5</b>						
Nitrate (as N)			100.8		%		75-125	06-NOV-12
<b>WG1582083-4</b>	<b>MS</b>	<b>L1232441-11</b>						
Nitrate (as N)			101.1		%		75-125	06-NOV-12
<b>WG1582083-8</b>	<b>MS</b>	<b>L1232476-8</b>						
Nitrate (as N)			97.9		%		75-125	06-NOV-12
<b>OGG-TOT-WT</b>	<b>Water</b>							



## Quality Control Report

Workorder: L1232517

Report Date: 19-NOV-12

Page 48 of 52

Test	Matrix	Reference	Result	Qualifier	Units	RPD	Limit	Analyzed
<b>OGG-TOT-WT</b>								
<b>Water</b>								
<b>Batch</b>	<b>R2469906</b>							
<b>WG1580198-2</b>	<b>LCS</b>							
Oil and Grease, Total			92.6		%		70-130	05-NOV-12
<b>WG1580198-3</b>	<b>LCS</b>	<b>WG1580198-2</b>						
Oil and Grease, Total		92.6	95		%	2.3	40	05-NOV-12
<b>WG1580198-1</b>	<b>MB</b>							
Oil and Grease, Total			<2.0		mg/L		2	05-NOV-12
<b>Batch</b>								
<b>R2469908</b>								
<b>WG1580628-2</b>	<b>LCS</b>							
Oil and Grease, Total			94.0		%		70-130	06-NOV-12
<b>WG1580628-3</b>	<b>LCS</b>	<b>WG1580628-2</b>						
Oil and Grease, Total		94.0	96		%	2.5	40	06-NOV-12
<b>WG1580628-1</b>	<b>MB</b>							
Oil and Grease, Total			<2.0		mg/L		2	06-NOV-12
<b>P-T-COL-TB</b>								
<b>Water</b>								
<b>Batch</b>	<b>R2469122</b>							
<b>WG1580199-10</b>	<b>LCS</b>							
Phosphorus (P)-Total			102.8		%		80-120	05-NOV-12
<b>WG1580199-2</b>	<b>LCS</b>							
Phosphorus (P)-Total			103.7		%		80-120	05-NOV-12
<b>WG1580199-6</b>	<b>LCS</b>							
Phosphorus (P)-Total			103.6		%		80-120	05-NOV-12
<b>WG1580199-1</b>	<b>MB</b>							
Phosphorus (P)-Total			<0.0050		mg/L		0.005	05-NOV-12
<b>WG1580199-5</b>	<b>MB</b>							
Phosphorus (P)-Total			<0.0050		mg/L		0.005	05-NOV-12
<b>WG1580199-9</b>	<b>MB</b>							
Phosphorus (P)-Total			<0.0050		mg/L		0.005	05-NOV-12
<b>WG1580199-12</b>	<b>MS</b>	<b>L1232601-2</b>						
Phosphorus (P)-Total			90.9		%		70-130	05-NOV-12
<b>WG1580199-4</b>	<b>MS</b>	<b>L1232422-10</b>						
Phosphorus (P)-Total			89.4		%		70-130	05-NOV-12
<b>WG1580199-8</b>	<b>MS</b>	<b>L1232481-16</b>						
Phosphorus (P)-Total			85.5		%		70-130	05-NOV-12
<b>PH-CAP-TB</b>								
<b>Water</b>								
<b>Batch</b>	<b>R2469148</b>							
<b>WG1579983-3</b>	<b>DUP</b>	<b>L1232517-1</b>						
pH		7.27	7.26	J	pH	0.02	0.2	03-NOV-12
<b>WG1579983-2</b>	<b>LCS</b>							



## Quality Control Report

Workorder: L1232517

Report Date: 19-NOV-12

Page 49 of 52

Test	Matrix	Reference	Result	Qualifier	Units	RPD	Limit	Analyzed
<b>PH-CAP-TB</b>		<b>Water</b>						
Batch	R2469148							
<b>WG1579983-2</b>	<b>LCS</b>							
pH			5.99		pH		5.9-6.1	03-NOV-12
<b>WG1579983-5</b>	<b>LCS</b>							
pH			6.01		pH		5.9-6.1	03-NOV-12
<b>WG1579983-8</b>	<b>LCS</b>							
pH			6.01		pH		5.9-6.1	03-NOV-12
<b>SO4-IC-TB</b>		<b>Water</b>						
Batch	R2469040							
<b>WG1580561-10</b>	<b>LCS</b>							
Sulfate (SO4)			100.6		%		90-110	04-NOV-12
<b>WG1580561-14</b>	<b>LCS</b>							
Sulfate (SO4)			102.3		%		90-110	04-NOV-12
<b>WG1580561-18</b>	<b>LCS</b>							
Sulfate (SO4)			100.3		%		90-110	04-NOV-12
<b>WG1580561-2</b>	<b>LCS</b>							
Sulfate (SO4)			102.0		%		90-110	04-NOV-12
<b>WG1580561-6</b>	<b>LCS</b>							
Sulfate (SO4)			104.7		%		90-110	04-NOV-12
<b>WG1580561-1</b>	<b>MB</b>							
Sulfate (SO4)			<0.30		mg/L		0.3	04-NOV-12
<b>WG1580561-13</b>	<b>MB</b>							
Sulfate (SO4)			<0.30		mg/L		0.3	04-NOV-12
<b>WG1580561-17</b>	<b>MB</b>							
Sulfate (SO4)			<0.30		mg/L		0.3	04-NOV-12
<b>WG1580561-5</b>	<b>MB</b>							
Sulfate (SO4)			<0.30		mg/L		0.3	04-NOV-12
<b>WG1580561-9</b>	<b>MB</b>							
Sulfate (SO4)			<0.30		mg/L		0.3	04-NOV-12
<b>WG1580561-12</b>	<b>MS</b>	<b>L1232441-24</b>						
Sulfate (SO4)			102.1		%		75-125	04-NOV-12
<b>WG1580561-16</b>	<b>MS</b>	<b>L1232661-1</b>						
Sulfate (SO4)			107.6		%		75-125	04-NOV-12
<b>WG1580561-4</b>	<b>MS</b>	<b>L1232481-3</b>						
Sulfate (SO4)			101.4		%		75-125	04-NOV-12
<b>WG1580561-8</b>	<b>MS</b>	<b>L1232686-6</b>						
Sulfate (SO4)			109.1		%		75-125	04-NOV-12



## Quality Control Report

Workorder: L1232517

Report Date: 19-NOV-12

Page 50 of 52

Test	Matrix	Reference	Result	Qualifier	Units	RPD	Limit	Analyzed
<b>SO4-IC-TB</b>								
<b>Water</b>								
<b>Batch</b>	<b>R2470518</b>							
<b>WG1582083-10</b>	<b>LCS</b>							
Sulfate (SO4)			105.7		%		90-110	06-NOV-12
<b>WG1582083-14</b>	<b>LCS</b>							
Sulfate (SO4)			106.0		%		90-110	06-NOV-12
<b>WG1582083-18</b>	<b>LCS</b>							
Sulfate (SO4)			106.1		%		90-110	06-NOV-12
<b>WG1582083-2</b>	<b>LCS</b>							
Sulfate (SO4)			102.2		%		90-110	06-NOV-12
<b>WG1582083-6</b>	<b>LCS</b>							
Sulfate (SO4)			105.5		%		90-110	06-NOV-12
<b>WG1582083-1</b>	<b>MB</b>							
Sulfate (SO4)			<0.30		mg/L		0.3	06-NOV-12
<b>WG1582083-13</b>	<b>MB</b>							
Sulfate (SO4)			<0.30		mg/L		0.3	06-NOV-12
<b>WG1582083-17</b>	<b>MB</b>							
Sulfate (SO4)			<0.30		mg/L		0.3	06-NOV-12
<b>WG1582083-5</b>	<b>MB</b>							
Sulfate (SO4)			<0.30		mg/L		0.3	06-NOV-12
<b>WG1582083-9</b>	<b>MB</b>							
Sulfate (SO4)			<0.30		mg/L		0.3	06-NOV-12
<b>WG1582083-12</b>	<b>MS</b>	<b>L1232686-15</b>						
Sulfate (SO4)			112.5		%		75-125	06-NOV-12
<b>WG1582083-16</b>	<b>MS</b>	<b>L1232895-5</b>						
Sulfate (SO4)			103.6		%		75-125	06-NOV-12
<b>WG1582083-4</b>	<b>MS</b>	<b>L1232441-11</b>						
Sulfate (SO4)			110.7		%		75-125	06-NOV-12
<b>WG1582083-8</b>	<b>MS</b>	<b>L1232476-8</b>						
Sulfate (SO4)			99.9		%		75-125	06-NOV-12
<b>SOLIDS-TOTSUS-TB</b>								
<b>Water</b>								
<b>Batch</b>	<b>R2470548</b>							
<b>WG1581528-2</b>	<b>LCS</b>							
Total Suspended Solids			100.6		%		85-115	07-NOV-12
<b>WG1581528-1</b>	<b>MB</b>							
Total Suspended Solids			<2.0		mg/L		2	07-NOV-12



# Quality Control Report

Workorder: L1232517

Report Date: 19-NOV-12

Page 51 of 52

## Legend:

---

Limit	ALS Control Limit (Data Quality Objectives)
DUP	Duplicate
RPD	Relative Percent Difference
N/A	Not Available
LCS	Laboratory Control Sample
SRM	Standard Reference Material
MS	Matrix Spike
MSD	Matrix Spike Duplicate
ADE	Average Desorption Efficiency
MB	Method Blank
IRM	Internal Reference Material
CRM	Certified Reference Material
CCV	Continuing Calibration Verification
CVS	Calibration Verification Standard
LCSD	Laboratory Control Sample Duplicate

## Sample Parameter Qualifier Definitions:

---

Qualifier	Description
A	Method Blank exceeds ALS DQO. Refer to narrative comments for further information.
J	Duplicate results and limits are expressed in terms of absolute difference.
MS-B	Matrix Spike recovery could not be accurately calculated due to high analyte background in sample.
RPD-NA	Relative Percent Difference Not Available due to result(s) being less than detection limit.

---

# Quality Control Report

Workorder: L1232517

Report Date: 19-NOV-12

Page 52 of 52

## Hold Time Exceedances:

ALS Product Description	Sample ID	Sampling Date	Date Processed	Rec. HT	Actual HT	Units	Qualifier
<b>Leachable Anions &amp; Nutrients</b>							
Anions by Ion Chromatography	13	31-OCT-12	06-NOV-12 21:59	5	6	days	EHT
Anions by Ion Chromatography	13	31-OCT-12	06-NOV-12 21:59	5	6	days	EHT

## Legend & Qualifier Definitions:

EHTR-FM: Exceeded ALS recommended hold time prior to sample receipt. Field Measurement recommended.  
EHTR: Exceeded ALS recommended hold time prior to sample receipt.  
EHTL: Exceeded ALS recommended hold time prior to analysis. Sample was received less than 24 hours prior to expiry.  
EHT: Exceeded ALS recommended hold time prior to analysis.  
Rec. HT: ALS recommended hold time (see units).

### Notes\*:

Where actual sampling date is not provided to ALS, the date (& time) of receipt is used for calculation purposes.  
Where actual sampling time is not provided to ALS, the earlier of 12 noon on the sampling date or the time (& date) of receipt is used for calculation purposes. Samples for L1232517 were received on 02-NOV-12 11:15.

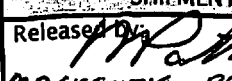
ALS recommended hold times may vary by province. They are assigned to meet known provincial and/or federal government requirements. In the absence of regulatory hold times, ALS establishes recommendations based on guidelines published by the US EPA, APHA Standard Methods, or Environment Canada (where available). For more information, please contact ALS.

The ALS Quality Control Report is provided to ALS clients upon request. ALS includes comprehensive QC checks with every analysis to ensure our high standards of quality are met. Each QC result has a known or expected target value, which is compared against pre-determined data quality objectives to provide confidence in the accuracy of associated test results.

Please note that this report may contain QC results from anonymous Sample Duplicates and Matrix Spikes that do not originate from this Work Order.



L1232517-COFC

<b>Company:</b> Treasury Metals		<b>Regulatory Information</b>				<b>Both questions below must answered for water samples</b>																						
<b>Contact:</b> Mac Potter		LVO. Reg 153 (O. Reg 511 Amend) Table: _____				Are any samples taken from a regulated DW System? <input type="checkbox"/> Yes <input checked="" type="checkbox"/> No																						
<b>Address:</b> 899 Tree Nursery Rd Wabigoon ON P0V 2W0		Record of Site Condition: <input type="checkbox"/> Yes <input type="checkbox"/> No				If yes, an authorized DW COC must be used.																						
Phone: 807-938-6961 Fax: _____		PWQO: <input checked="" type="checkbox"/> MISA <input type="checkbox"/> MMER <input type="checkbox"/> CCME <input type="checkbox"/>				Is the water sampled intended for human consumption? <input type="checkbox"/> Yes <input checked="" type="checkbox"/> No																						
Email: mac@treasurymetals.com		Guideline Required: _____				<b>Analysis Request</b>																						
Project: Job M0906A01 PO: M0210-P0115		TCLP Regulation 558: <input type="checkbox"/> Other: _____																										
Quote #: Q32690 LSD Goliath Project		<b>Service Requested</b>				Please indicate below Filtered, Preserved or both (F, P, F/P)																						
Invoice To: _____ Same as Report: <input checked="" type="checkbox"/> Yes <input type="checkbox"/> No		<input checked="" type="checkbox"/> Regular TAT (7 Days)				Alk. pH Conductivity	Cl, NO2, NO3, SO4	Acidity, TSS	Total Cyanide	WAD Cyanide	CN-FREE-COL-VA	Ammonia, Total Phosphorus	OGG	Total Metals +Hg	Dissolved Metals + Hg	Hardness	Number of Containers											
<b>Company:</b> _____		<input type="checkbox"/> Priority TAT 50% Surcharge (3-5 Days)																F	P	F	P	P	F	P	F/P			
<b>Contact:</b> _____		<input type="checkbox"/> Emergency TAT 100% Surcharge (1-2 Days)																										
<b>Address:</b> _____		Specify Date Required: _____																										
<b>Email:</b> _____		All TAT quoted material is in business days which exclude statutory holidays and weekends. Samples received past 3:00pm or Saturday/Sunday begin the next day.																										
<b>Account Manager:</b> Karen R. <b>Sampler:</b> _____																												
Sample #	Sample Identification (This description will appear on the report)	Date	Time	Sample Type	Alk. pH Conductivity	Cl, NO2, NO3, SO4	Acidity, TSS	Total Cyanide	WAD Cyanide	CN-FREE-COL-VA	Ammonia, Total Phosphorus	OGG	Total Metals +Hg	Dissolved Metals + Hg	Hardness	Number of Containers												
1	SW3	OCT 31/12		WATER	X	X	X	X	X	X	X	X	X	X	X	9												
2	SW2	↓	↓	↓	X	X	X	X	X	X	X	X	X	X	X													
3	SW1				X	X	X	X	X	X	X	X	X	X	X	X	X											
4	TL3				X	X	X	X	X	X	X	X	X	X	X	X	X											
5	TL1a				X	X	X	X	X	X	X	X	X	X	X	X	X											
6	TL2a				X	X	X	X	X	X	X	X	X	X	X	X	X											
7	TL22				X	X	X	X	X	X	X	X	X	X	X	X	X											
8	<del>TL7</del> SW7				X	X	X	X	X	X	X	X	X	X	X	X	X											
9	SW8				X	X	X	X	X	X	X	X	X	X	X	X	X											
10	SW9				X	X	X	X	X	X	X	X	X	X	X	X	X											
11	SW10				X	X	X	X	X	X	X	X	X	X	X	X	X											
<b>Special Instructions/Comments</b>																												
EMPTY CONTAINERS RETURNED. SEDIMENT + BENTHOS + SW CONTAINERS																												
<b>SHIPMENT RELEASE (client use)</b>				<b>SHIPMENT RECEPTION (lab use only)</b>				<b>SHIPMENT VERIFICATION (lab use only)</b>																				
Released by: 	Date & Time: NOV 1 2012 14:20	Received by: CPA	Date & Time: 02-Nov-12 11:15	Temp: 4.35	Cooling Initiated: <input checked="" type="checkbox"/> Yes <input type="checkbox"/> No	Verified by: WBS	Date & Time: 02-NOV-12 11:45	Observations: Yes / No? If Yes add SIF																				

**\*\*Failure to complete all portions of this form may delay analysis.\*\*** TAT may vary dependant on complexity of analysis and lab workload at time of submission. Please contact the lab to confirm TATs. Any known or suspected hazards relating to a sample must be noted on the chain of custody in the comments section. By use of the form the user acknowledges and agrees with the Terms and Conditions as specified on the back page.





TREASURY METALS INC.  
ATTN: Mac Potter  
899 Tree Nursery Rd  
Wabigoon ON P0V 2W0

Date Received: 29-NOV-12  
Report Date: 07-DEC-12 15:18 (MT)  
Version: FINAL

Client Phone: 807-938-6961

## Certificate of Analysis

**Lab Work Order #:** L1243259  
**Project P.O. #:** M0210-P0115  
**Job Reference:** M0906A01  
**C of C Numbers:**  
**Legal Site Desc:** GOLIATH PROJECT

Tricia Sampson  
Account Manager Supervisor

[This report shall not be reproduced except in full without the written authority of the Laboratory.]

ADDRESS: 1081 Barton Street, Thunder Bay, ON P7B 5N3 Canada | Phone: +1 807 623 6463 | Fax: +1 807 623 7598  
ALS CANADA LTD Part of the ALS Group A Campbell Brothers Limited Company

## ALS ENVIRONMENTAL ANALYTICAL REPORT

Sample ID Description Sampled Date Sampled Time Client ID	L1243259-1 SURFACEWATE 27-NOV-12 13:00 TRAVEL BLANK	L1243259-2 SURFACEWATE 27-NOV-12 13:00 FIELD BLANK	L1243259-3 SURFACEWATE 27-NOV-12 13:00 DUPLICATE	L1243259-4 SURFACEWATE 27-NOV-12 13:00 TL1A	L1243259-5 SURFACEWATE 27-NOV-12 13:00 TL3	
Grouping	Analyte					
<b>WATER</b>						
<b>Physical Tests</b>	Conductivity (EC) (uS/cm)	<3.0	<3.0	122	70.3	108
	Hardness (as CaCO3) (mg/L)	<0.51	<0.51	57.3	34.1	53.4
	pH (pH)	5.44	5.55	7.17	6.70	7.20
	Total Suspended Solids (mg/L)	<2.0	<2.0	<2.0	2.2	97.6
<b>Anions and Nutrients</b>	Acidity (as CaCO3) (mg/L)	<2.0	3.0	5.2	5.4	6.4
	Alkalinity, Total (as CaCO3) (mg/L CaCO3)	<5.0	<5.0	57.5	27.3	47.4
	Ammonia, Total (as N) (mg/L)	<0.020	<0.020	<0.020	0.029	0.021
	Chloride (Cl) (mg/L)	<2.0	<2.0	<2.0	<2.0	<2.0
	Nitrate-N (NO3-N) (mg/L)	<0.10	<0.10	<0.10	<0.10	<0.10
	Nitrite-N (NO2-N) (mg/L)	<0.10	<0.10	<0.10	<0.10	<0.10
	Phosphorus (P)-Total (mg/L)	<0.0050	<0.0050	0.0068	0.0265	0.106
Sulphate (SO4) (mg/L)	<2.0	<2.0	<2.0	2.2	2.2	
<b>Cyanides</b>	Cyanide, Weak Acid Diss (mg/L)	<0.0020	<0.0020	<0.0020	<0.0020	<0.0020
	Cyanide, Total (mg/L)	<0.0020	<0.0020	<0.0020	<0.0020	<0.0020
	Cyanide, Free (mg/L)	<0.0050 <sup>USF</sup>	<0.0050 <sup>USF</sup>	<0.0050 <sup>USF</sup>	<0.0050 <sup>USF</sup>	<0.0050 <sup>USF</sup>
<b>Total Metals</b>	Aluminum (Al)-Total (mg/L)	<0.0050	<0.0050	0.090	0.156	0.659
	Antimony (Sb)-Total (mg/L)	<0.00060	<0.00060	<0.0060 <sup>DLA</sup>	<0.0060 <sup>DLA</sup>	<0.0060 <sup>DLA</sup>
	Arsenic (As)-Total (mg/L)	<0.0010	<0.0010	<0.010 <sup>DLA</sup>	<0.010 <sup>DLA</sup>	<0.010 <sup>DLA</sup>
	Barium (Ba)-Total (mg/L)	<0.010	<0.010	<0.10 <sup>DLA</sup>	<0.10 <sup>DLA</sup>	<0.10 <sup>DLA</sup>
	Beryllium (Be)-Total (mg/L)	<0.0010	<0.0010	<0.010 <sup>DLA</sup>	<0.010 <sup>DLA</sup>	<0.010 <sup>DLA</sup>
	Bismuth (Bi)-Total (mg/L)	<0.0010	<0.0010	<0.010 <sup>DLA</sup>	<0.010 <sup>DLA</sup>	<0.010 <sup>DLA</sup>
	Boron (B)-Total (mg/L)	<0.050	<0.050	<0.50 <sup>DLA</sup>	<0.50 <sup>DLA</sup>	<0.50 <sup>DLA</sup>
	Cadmium (Cd)-Total (mg/L)	<0.000017	<0.000017	<0.00017 <sup>DLA</sup>	<0.00017 <sup>DLA</sup>	<0.00017 <sup>DLA</sup>
	Calcium (Ca)-Total (mg/L)	<0.20	<0.20	19.1 <sup>DLA</sup>	9.6 <sup>DLA</sup>	15.8 <sup>DLA</sup>
	Chromium (Cr)-Total (mg/L)	<0.0010	<0.0010	<0.010 <sup>DLA</sup>	<0.010 <sup>DLA</sup>	<0.010 <sup>DLA</sup>
	Cobalt (Co)-Total (mg/L)	<0.00050	<0.00050	<0.0050 <sup>DLA</sup>	<0.0050 <sup>DLA</sup>	<0.0050 <sup>DLA</sup>
	Copper (Cu)-Total (mg/L)	<0.0010	<0.0010	<0.010 <sup>DLA</sup>	<0.010 <sup>DLA</sup>	<0.010 <sup>DLA</sup>
	Iron (Fe)-Total (mg/L)	<0.020	<0.020	0.45 <sup>DLA</sup>	1.79 <sup>DLA</sup>	2.04 <sup>DLA</sup>
	Lead (Pb)-Total (mg/L)	<0.0010	<0.0010	<0.010 <sup>DLA</sup>	<0.010 <sup>DLA</sup>	<0.010 <sup>DLA</sup>
	Lithium (Li)-Total (mg/L)	<0.050	<0.050	<0.50 <sup>DLA</sup>	<0.50 <sup>DLA</sup>	<0.50 <sup>DLA</sup>
	Magnesium (Mg)-Total (mg/L)	<0.020	<0.020	2.90	2.44	4.31
	Manganese (Mn)-Total (mg/L)	<0.0010	<0.0010	0.051	0.095	0.140
	Mercury (Hg)-Total (mg/L)	<0.000010	<0.000010	<0.000010 <sup>DLA</sup>	<0.000010 <sup>DLA</sup>	<0.000010 <sup>DLA</sup>
	Molybdenum (Mo)-Total (mg/L)	<0.0010	<0.0010	<0.010 <sup>DLA</sup>	<0.010 <sup>DLA</sup>	<0.010 <sup>DLA</sup>
	Nickel (Ni)-Total (mg/L)	<0.0020	<0.0020	<0.020 <sup>DLA</sup>	<0.020 <sup>DLA</sup>	<0.020 <sup>DLA</sup>
Potassium (K)-Total (mg/L)	<0.50	<0.50	<5.0 <sup>DLA</sup>	<5.0 <sup>DLA</sup>	<5.0 <sup>DLA</sup>	
Selenium (Se)-Total (mg/L)	<0.0010	<0.0010	<0.010 <sup>DLA</sup>	<0.010 <sup>DLA</sup>	<0.010 <sup>DLA</sup>	

\* Please refer to the Reference Information section for an explanation of any qualifiers detected.

## ALS ENVIRONMENTAL ANALYTICAL REPORT

Sample ID Description Sampled Date Sampled Time Client ID	L1243259-6 SURFACEWATE 27-NOV-12 13:00 SW1	L1243259-7 SURFACEWATE 27-NOV-12 13:00 SW2	L1243259-8 SURFACEWATE 27-NOV-12 13:00 SW3	L1243259-9 SURFACEWATE 27-NOV-12 13:00 SW7	L1243259-10 SURFACEWATE 27-NOV-12 13:00 SW8	
Grouping	Analyte					
<b>WATER</b>						
<b>Physical Tests</b>	Conductivity (EC) (uS/cm)	122	141	139	102	157
	Hardness (as CaCO3) (mg/L)	60.8	73.9	55.2	49.6	75.4
	pH (pH)	7.16	7.38	7.22	7.39	7.76
	Total Suspended Solids (mg/L)	<2.0	10.8	<2.0	3.4	<2.0
<b>Anions and Nutrients</b>	Acidity (as CaCO3) (mg/L)	5.4	4.8	4.8	5.0	3.8
	Alkalinity, Total (as CaCO3) (mg/L CaCO3)	57.9	67.8	49.0	43.0	77.6
	Ammonia, Total (as N) (mg/L)	<0.020	<0.020	<0.020	0.023	0.074
	Chloride (Cl) (mg/L)	<2.0	<2.0	9.2	<2.0	<2.0
	Nitrate-N (NO3-N) (mg/L)	<0.10	<0.10	<0.10	0.32	0.11
	Nitrite-N (NO2-N) (mg/L)	<0.10	<0.10	<0.10	<0.10	<0.10
	Phosphorus (P)-Total (mg/L)	0.0061	0.0223	0.0129	0.0107	<0.0050
	Sulphate (SO4) (mg/L)	<2.0	<2.0	2.7	4.5	<2.0
<b>Cyanides</b>	Cyanide, Weak Acid Diss (mg/L)	<0.0020	<0.0020	<0.0020	<0.0020	<0.0020
	Cyanide, Total (mg/L)	<0.0020	<0.0020	<0.0020	<0.0020	<0.0020
	Cyanide, Free (mg/L)	<0.0050 <sup>USF</sup>	<0.0050 <sup>USF</sup>	<0.0050 <sup>USF</sup>	<0.0050 <sup>USF</sup>	<0.0050 <sup>USF</sup>
<b>Total Metals</b>	Aluminum (Al)-Total (mg/L)	0.087	0.555	0.0809	0.148	0.0148
	Antimony (Sb)-Total (mg/L)	<0.0060 <sup>DLA</sup>	<0.00060	<0.00060	<0.0060 <sup>DLA</sup>	<0.00060
	Arsenic (As)-Total (mg/L)	<0.010 <sup>DLA</sup>	<0.0010	<0.0010	<0.010 <sup>DLA</sup>	<0.0010
	Barium (Ba)-Total (mg/L)	<0.10 <sup>DLA</sup>	0.017	<0.010	<0.10 <sup>DLA</sup>	0.017
	Beryllium (Be)-Total (mg/L)	<0.010 <sup>DLA</sup>	<0.0010	<0.0010	<0.010 <sup>DLA</sup>	<0.0010
	Bismuth (Bi)-Total (mg/L)	<0.010 <sup>DLA</sup>	<0.0010	<0.0010	<0.010 <sup>DLA</sup>	<0.0010
	Boron (B)-Total (mg/L)	<0.50 <sup>DLA</sup>	<0.050	<0.050	<0.50 <sup>DLA</sup>	<0.050
	Cadmium (Cd)-Total (mg/L)	<0.00017 <sup>DLA</sup>	<0.000017	<0.000017	<0.00017 <sup>DLA</sup>	<0.000017
	Calcium (Ca)-Total (mg/L)	19.7	20.7	17.0	16.3	28.2
	Chromium (Cr)-Total (mg/L)	<0.010 <sup>DLA</sup>	0.0012	<0.0010	<0.010 <sup>DLA</sup>	<0.0010
	Cobalt (Co)-Total (mg/L)	<0.0050 <sup>DLA</sup>	<0.00050	<0.00050	<0.0050 <sup>DLA</sup>	<0.00050
	Copper (Cu)-Total (mg/L)	<0.010 <sup>DLA</sup>	0.0025	0.0013	<0.010 <sup>DLA</sup>	<0.0010
	Iron (Fe)-Total (mg/L)	0.45	1.01	0.323	0.92	0.861
	Lead (Pb)-Total (mg/L)	<0.010 <sup>DLA</sup>	<0.0010	<0.0010	<0.010 <sup>DLA</sup>	<0.0010
	Lithium (Li)-Total (mg/L)	<0.50 <sup>DLA</sup>	<0.050	<0.050	<0.50 <sup>DLA</sup>	<0.050
	Magnesium (Mg)-Total (mg/L)	3.04	5.67	3.65	2.99	2.24
	Manganese (Mn)-Total (mg/L)	0.053	0.0395	0.0542	0.039	0.140
	Mercury (Hg)-Total (mg/L)	<0.000010 <sup>DLA</sup>	<0.000010	<0.000010	<0.000010 <sup>DLA</sup>	<0.000010
	Molybdenum (Mo)-Total (mg/L)	<0.010 <sup>DLA</sup>	<0.0010	<0.0010	<0.010 <sup>DLA</sup>	<0.0010
	Nickel (Ni)-Total (mg/L)	<0.020 <sup>DLA</sup>	<0.0020	<0.0020	<0.020 <sup>DLA</sup>	<0.0020
	Potassium (K)-Total (mg/L)	<5.0 <sup>DLA</sup>	1.45	1.33	<5.0 <sup>DLA</sup>	0.52
	Selenium (Se)-Total (mg/L)	<0.010 <sup>DLA</sup>	<0.0010	<0.0010	<0.010 <sup>DLA</sup>	<0.0010

\* Please refer to the Reference Information section for an explanation of any qualifiers detected.

# ALS ENVIRONMENTAL ANALYTICAL REPORT

	Sample ID Description Sampled Date Sampled Time Client ID	L1243259-11 SURFACEWATE 27-NOV-12 13:00 SW10	L1243259-12 SURFACEWATE 27-NOV-12 13:00 JCTA	L1243259-13 SURFACEWATE 28-NOV-12 13:00 SW9	L1243259-14 SURFACEWATE 28-NOV-12 13:00 SW11
Grouping	Analyte				
<b>WATER</b>					
<b>Physical Tests</b>	Conductivity (EC) (uS/cm)	128	95.8	235	35.2
	Hardness (as CaCO3) (mg/L)	60.0	44.4	114	19.3
	pH (pH)	7.53	7.09	7.83	5.63
	Total Suspended Solids (mg/L)	<2.0	<2.0	3.4	<2.0
<b>Anions and Nutrients</b>	Acidity (as CaCO3) (mg/L)	3.6	7.0	4.4	12.2
	Alkalinity, Total (as CaCO3) (mg/L CaCO3)	61.0	40.4	121	6.6
	Ammonia, Total (as N) (mg/L)	0.036	0.038	0.026	<0.020
	Chloride (Cl) (mg/L)	<2.0	<2.0	<2.0	<2.0
	Nitrate-N (NO3-N) (mg/L)	<0.10	<0.10	<0.10	0.12
	Nitrite-N (NO2-N) (mg/L)	<0.10	<0.10	<0.10	<0.10
	Phosphorus (P)-Total (mg/L)	0.0062	0.0266	0.0114	0.0204
	Sulphate (SO4) (mg/L)	<2.0	2.1	<2.0	<2.0
<b>Cyanides</b>	Cyanide, Weak Acid Diss (mg/L)	<0.0020	<0.0020	<0.0020	<0.0020
	Cyanide, Total (mg/L)	<0.0020	<0.0020	<0.0020	<0.0020
	Cyanide, Free (mg/L)	<0.0050 <sup>USF</sup>	<0.0050 <sup>USF</sup>	<0.0050 <sup>USF</sup>	<0.0050 <sup>USF</sup>
<b>Total Metals</b>	Aluminum (Al)-Total (mg/L)	0.0563	0.178	0.0913	0.449
	Antimony (Sb)-Total (mg/L)	<0.00060	<0.00060	<0.00060	<0.00060
	Arsenic (As)-Total (mg/L)	<0.0010	<0.0010	<0.0010	<0.0010
	Barium (Ba)-Total (mg/L)	0.011	<0.010	0.021	<0.010
	Beryllium (Be)-Total (mg/L)	<0.0010	<0.0010	<0.0010	<0.0010
	Bismuth (Bi)-Total (mg/L)	<0.0010	<0.0010	<0.0010	<0.0010
	Boron (B)-Total (mg/L)	<0.050	<0.050	<0.050	<0.050
	Cadmium (Cd)-Total (mg/L)	<0.000017	<0.000017	<0.000017	0.000030
	Calcium (Ca)-Total (mg/L)	20.7	13.7	38.6	5.73
	Chromium (Cr)-Total (mg/L)	<0.0010	<0.0010	<0.0010	<0.0010
	Cobalt (Co)-Total (mg/L)	<0.00050	<0.00050	<0.00050	<0.00050
	Copper (Cu)-Total (mg/L)	<0.0010	<0.0010	<0.0010	<0.0010
	Iron (Fe)-Total (mg/L)	1.28	1.72	0.476	1.48
	Lead (Pb)-Total (mg/L)	<0.0010	<0.0010	<0.0010	<0.0010
	Lithium (Li)-Total (mg/L)	<0.050	<0.050	<0.050	<0.050
	Magnesium (Mg)-Total (mg/L)	2.83	3.48	6.45	1.28
	Manganese (Mn)-Total (mg/L)	0.171	0.175	0.220	0.0411
	Mercury (Hg)-Total (mg/L)	<0.000010	<0.000010	<0.000010	<0.000010
	Molybdenum (Mo)-Total (mg/L)	<0.0010	<0.0010	<0.0010	<0.0010
	Nickel (Ni)-Total (mg/L)	<0.0020	<0.0020	<0.0020	<0.0020
	Potassium (K)-Total (mg/L)	0.65	0.88	1.62	<0.50
	Selenium (Se)-Total (mg/L)	<0.0010	<0.0010	<0.0010	<0.0010

\* Please refer to the Reference Information section for an explanation of any qualifiers detected.



# ALS ENVIRONMENTAL ANALYTICAL REPORT

Sample ID Description Sampled Date Sampled Time Client ID		L1243259-1 SURFACEWATE 27-NOV-12 13:00 TRAVEL BLANK	L1243259-2 SURFACEWATE 27-NOV-12 13:00 FIELD BLANK	L1243259-3 SURFACEWATE 27-NOV-12 13:00 DUPLICATE	L1243259-4 SURFACEWATE 27-NOV-12 13:00 TL1A	L1243259-5 SURFACEWATE 27-NOV-12 13:00 TL3
Grouping	Analyte					
<b>WATER</b>						
<b>Total Metals</b>	Silver (Ag)-Total (mg/L)	<0.00010	<0.00010	<0.0010 <sup>DLA</sup>	<0.0010 <sup>DLA</sup>	<0.0010 <sup>DLA</sup>
	Sodium (Na)-Total (mg/L)	<0.10	<0.10	1.8	1.4	2.1
	Strontium (Sr)-Total (mg/L)	<0.0010	<0.0010	0.032	0.020	0.033
	Tellurium (Te)-Total (mg/L)	<0.0010	<0.0010	<0.010 <sup>DLA</sup>	<0.010 <sup>DLA</sup>	<0.010 <sup>DLA</sup>
	Thallium (Tl)-Total (mg/L)	<0.00030	<0.00030	<0.0030 <sup>DLA</sup>	<0.0030 <sup>DLA</sup>	<0.0030 <sup>DLA</sup>
	Tin (Sn)-Total (mg/L)	<0.0010	<0.0010	<0.010 <sup>DLA</sup>	<0.010 <sup>DLA</sup>	<0.010 <sup>DLA</sup>
	Titanium (Ti)-Total (mg/L)	<0.0020	<0.0020	<0.020 <sup>DLA</sup>	<0.020 <sup>DLA</sup>	0.027 <sup>DLA</sup>
	Tungsten (W)-Total (mg/L)	<0.010	<0.010	<0.10 <sup>DLA</sup>	<0.10 <sup>DLA</sup>	<0.10 <sup>DLA</sup>
	Uranium (U)-Total (mg/L)	<0.0050	<0.0050	<0.050 <sup>DLA</sup>	<0.050 <sup>DLA</sup>	<0.050 <sup>DLA</sup>
	Vanadium (V)-Total (mg/L)	<0.0010	<0.0010	<0.010 <sup>DLA</sup>	<0.010 <sup>DLA</sup>	<0.010 <sup>DLA</sup>
	Zinc (Zn)-Total (mg/L)	0.0034 <sup>RRV</sup>	<0.0030	<0.030 <sup>DLA</sup>	<0.030 <sup>DLA</sup>	<0.030 <sup>DLA</sup>
	Zirconium (Zr)-Total (mg/L)	<0.0010	<0.0010	<0.010 <sup>DLA</sup>	<0.010 <sup>DLA</sup>	<0.010 <sup>DLA</sup>
<b>Dissolved Metals</b>	Aluminum (Al)-Dissolved (mg/L)	<0.0050	<0.0050	0.0108	0.111	0.0678
	Antimony (Sb)-Dissolved (mg/L)	<0.00060	<0.00060	<0.00060	<0.00060	<0.00060
	Arsenic (As)-Dissolved (mg/L)	<0.0010	<0.0010	<0.0010	<0.0010	<0.0010
	Barium (Ba)-Dissolved (mg/L)	<0.010	<0.010	<0.010	<0.010	<0.010
	Beryllium (Be)-Dissolved (mg/L)	<0.0010	<0.0010	<0.0010	<0.0010	<0.0010
	Bismuth (Bi)-Dissolved (mg/L)	<0.0010	<0.0010	<0.0010	<0.0010	<0.0010
	Boron (B)-Dissolved (mg/L)	<0.050	<0.050	<0.050	<0.050	<0.050
	Cadmium (Cd)-Dissolved (mg/L)	<0.000017	<0.000017	<0.000017	<0.000017	<0.000017
	Calcium (Ca)-Dissolved (mg/L)	<0.20	<0.20	18.3	9.72	15.0
	Chromium (Cr)-Dissolved (mg/L)	<0.0010	<0.0010	<0.0010	<0.0010	<0.0010
	Cobalt (Co)-Dissolved (mg/L)	<0.00050	<0.00050	<0.00050	<0.00050	<0.00050
	Copper (Cu)-Dissolved (mg/L)	<0.0010	<0.0010	<0.0010	<0.0010	0.0010
	Iron (Fe)-Dissolved (mg/L)	<0.020	<0.020	0.153	1.19	0.796
	Lead (Pb)-Dissolved (mg/L)	<0.0010	<0.0010	<0.0010	<0.0010	<0.0010
	Lithium (Li)-Dissolved (mg/L)	<0.050	<0.050	<0.050	<0.050	<0.050
	Magnesium (Mg)-Dissolved (mg/L)	<0.020	<0.020	2.79	2.39	3.88
	Manganese (Mn)-Dissolved (mg/L)	<0.0010	<0.0010	0.0486	0.0950	0.0526
	Mercury (Hg)-Dissolved (mg/L)	<0.000010	<0.000010	<0.000010	<0.000010	<0.000010
	Molybdenum (Mo)-Dissolved (mg/L)	<0.0010	<0.0010	<0.0010	<0.0010	<0.0010
	Nickel (Ni)-Dissolved (mg/L)	<0.0020	<0.0020	<0.0020	<0.0020	<0.0020
	Potassium (K)-Dissolved (mg/L)	<0.50	<0.50	0.98	<0.50	0.88
	Selenium (Se)-Dissolved (mg/L)	<0.0010	<0.0010	<0.0010	<0.0010	<0.0010
	Silver (Ag)-Dissolved (mg/L)	<0.00010	<0.00010	<0.00010	<0.00010	<0.00010
	Sodium (Na)-Dissolved (mg/L)	<0.10	<0.10	1.70	1.40	2.01
	Strontium (Sr)-Dissolved (mg/L)	<0.0010	<0.0010	0.0301	0.0213	0.0312

\* Please refer to the Reference Information section for an explanation of any qualifiers detected.

## ALS ENVIRONMENTAL ANALYTICAL REPORT

Sample ID Description Sampled Date Sampled Time Client ID	L1243259-6 SURFACEWATE 27-NOV-12 13:00 SW1	L1243259-7 SURFACEWATE 27-NOV-12 13:00 SW2	L1243259-8 SURFACEWATE 27-NOV-12 13:00 SW3	L1243259-9 SURFACEWATE 27-NOV-12 13:00 SW7	L1243259-10 SURFACEWATE 27-NOV-12 13:00 SW8	
Grouping	Analyte					
<b>WATER</b>						
<b>Total Metals</b>	Silver (Ag)-Total (mg/L)	<0.0010 <sup>DLA</sup>	<0.00010	<0.00010	<0.0010 <sup>DLA</sup>	<0.00010
	Sodium (Na)-Total (mg/L)	1.8	2.10	6.57	1.6	1.25
	Strontium (Sr)-Total (mg/L)	0.032	0.0377	0.0375	0.029	0.0358
	Tellurium (Te)-Total (mg/L)	<0.010 <sup>DLA</sup>	<0.0010	<0.0010	<0.010 <sup>DLA</sup>	<0.0010
	Thallium (Tl)-Total (mg/L)	<0.0030 <sup>DLA</sup>	<0.00030	<0.00030	<0.0030 <sup>DLA</sup>	<0.00030
	Tin (Sn)-Total (mg/L)	<0.010 <sup>DLA</sup>	<0.0010	<0.0010	<0.010 <sup>DLA</sup>	<0.0010
	Titanium (Ti)-Total (mg/L)	<0.020 <sup>DLA</sup>	0.0221	0.0028	<0.020 <sup>DLA</sup>	<0.0020
	Tungsten (W)-Total (mg/L)	<0.10 <sup>DLA</sup>	<0.010	<0.010	<0.10 <sup>DLA</sup>	<0.010
	Uranium (U)-Total (mg/L)	<0.050 <sup>DLA</sup>	<0.0050	<0.0050	<0.050 <sup>DLA</sup>	<0.0050
	Vanadium (V)-Total (mg/L)	<0.010 <sup>DLA</sup>	0.0012	<0.0010	<0.010 <sup>DLA</sup>	<0.0010
	Zinc (Zn)-Total (mg/L)	<0.030 <sup>DLA</sup>	0.0070	<0.0030	<0.030 <sup>DLA</sup>	<0.0030
	Zirconium (Zr)-Total (mg/L)	<0.010 <sup>DLA</sup>	<0.0010	<0.0010	<0.010 <sup>DLA</sup>	<0.0010
<b>Dissolved Metals</b>	Aluminum (Al)-Dissolved (mg/L)	0.0120	0.0527	0.0149	0.0810	<0.0050
	Antimony (Sb)-Dissolved (mg/L)	<0.00060	<0.00060	<0.00060	<0.00060	<0.00060
	Arsenic (As)-Dissolved (mg/L)	<0.0010	<0.0010	<0.0010	<0.0010	<0.0010
	Barium (Ba)-Dissolved (mg/L)	<0.010	0.013	<0.010	<0.010	0.017
	Beryllium (Be)-Dissolved (mg/L)	<0.0010	<0.0010	<0.0010	<0.0010	<0.0010
	Bismuth (Bi)-Dissolved (mg/L)	<0.0010	<0.0010	<0.0010	<0.0010	<0.0010
	Boron (B)-Dissolved (mg/L)	<0.050	<0.050	<0.050	<0.050	<0.050
	Cadmium (Cd)-Dissolved (mg/L)	<0.000017	<0.000017	<0.000017	<0.000017	<0.000017
	Calcium (Ca)-Dissolved (mg/L)	19.3	20.0	16.0	15.1	26.4
	Chromium (Cr)-Dissolved (mg/L)	<0.0010	<0.0010	<0.0010	<0.0010	<0.0010
	Cobalt (Co)-Dissolved (mg/L)	<0.00050	<0.00050	<0.00050	<0.00050	<0.00050
	Copper (Cu)-Dissolved (mg/L)	<0.0010	0.0014	0.0014	<0.0010	<0.0010
	Iron (Fe)-Dissolved (mg/L)	0.155	0.199	0.134	0.606	0.320
	Lead (Pb)-Dissolved (mg/L)	<0.0010	<0.0010	<0.0010	<0.0010	<0.0010
	Lithium (Li)-Dissolved (mg/L)	<0.050	<0.050	<0.050	<0.050	<0.050
	Magnesium (Mg)-Dissolved (mg/L)	3.07	5.82	3.68	2.90	2.31
	Manganese (Mn)-Dissolved (mg/L)	0.0513	0.0186	0.0461	0.0336	0.128
	Mercury (Hg)-Dissolved (mg/L)	<0.000010	<0.000010	<0.000010	<0.000010	<0.000010
	Molybdenum (Mo)-Dissolved (mg/L)	<0.0010	<0.0010	<0.0010	<0.0010	<0.0010
	Nickel (Ni)-Dissolved (mg/L)	<0.0020	<0.0020	<0.0020	<0.0020	<0.0020
	Potassium (K)-Dissolved (mg/L)	1.04	1.26	1.26	0.59	0.50
	Selenium (Se)-Dissolved (mg/L)	<0.0010	<0.0010	<0.0010	<0.0010	<0.0010
	Silver (Ag)-Dissolved (mg/L)	<0.00010	<0.00010	<0.00010	<0.00010	<0.00010
	Sodium (Na)-Dissolved (mg/L)	1.79	2.04	6.56	1.49	1.25
	Strontium (Sr)-Dissolved (mg/L)	0.0312	0.0351	0.0334	0.0283	0.0329

\* Please refer to the Reference Information section for an explanation of any qualifiers detected.

## ALS ENVIRONMENTAL ANALYTICAL REPORT

Sample ID Description Sampled Date Sampled Time Client ID		L1243259-11 SURFACEWATE 27-NOV-12 13:00 SW10	L1243259-12 SURFACEWATE 27-NOV-12 13:00 JCTA	L1243259-13 SURFACEWATE 28-NOV-12 13:00 SW9	L1243259-14 SURFACEWATE 28-NOV-12 13:00 SW11
Grouping	Analyte				
<b>WATER</b>					
<b>Total Metals</b>	Silver (Ag)-Total (mg/L)	<0.00010	<0.00010	<0.00010	<0.00010
	Sodium (Na)-Total (mg/L)	1.75	1.94	3.25	1.17
	Strontium (Sr)-Total (mg/L)	0.0329	0.0295	0.0615	0.0141
	Tellurium (Te)-Total (mg/L)	<0.0010	<0.0010	<0.0010	<0.0010
	Thallium (Tl)-Total (mg/L)	<0.00030	<0.00030	<0.00030	<0.00030
	Tin (Sn)-Total (mg/L)	<0.0010	<0.0010	<0.0010	<0.0010
	Titanium (Ti)-Total (mg/L)	0.0026	0.0058	0.0041	0.0121
	Tungsten (W)-Total (mg/L)	<0.010	<0.010	<0.010	<0.010
	Uranium (U)-Total (mg/L)	<0.0050	<0.0050	<0.0050	<0.0050
	Vanadium (V)-Total (mg/L)	<0.0010	<0.0010	<0.0010	<0.0010
	Zinc (Zn)-Total (mg/L)	0.0039	0.0049	<0.0030	0.0064
	Zirconium (Zr)-Total (mg/L)	<0.0010	<0.0010	<0.0010	<0.0010
<b>Dissolved Metals</b>	Aluminum (Al)-Dissolved (mg/L)	0.0346	0.0781	0.0243	0.421
	Antimony (Sb)-Dissolved (mg/L)	<0.00060	<0.00060	<0.00060	<0.00060
	Arsenic (As)-Dissolved (mg/L)	<0.0010	<0.0010	<0.0010	<0.0010
	Barium (Ba)-Dissolved (mg/L)	0.011	<0.010	0.020	<0.010
	Beryllium (Be)-Dissolved (mg/L)	<0.0010	<0.0010	<0.0010	<0.0010
	Bismuth (Bi)-Dissolved (mg/L)	<0.0010	<0.0010	<0.0010	<0.0010
	Boron (B)-Dissolved (mg/L)	<0.050	<0.050	<0.050	<0.050
	Cadmium (Cd)-Dissolved (mg/L)	<0.000017	<0.000017	<0.000017	0.000028
	Calcium (Ca)-Dissolved (mg/L)	19.2	12.2	35.0	5.52
	Chromium (Cr)-Dissolved (mg/L)	<0.0010	<0.0010	<0.0010	<0.0010
	Cobalt (Co)-Dissolved (mg/L)	<0.00050	<0.00050	<0.00050	<0.00050
	Copper (Cu)-Dissolved (mg/L)	<0.0010	<0.0010	<0.0010	<0.0010
	Iron (Fe)-Dissolved (mg/L)	0.739	0.867	0.258	1.26
	Lead (Pb)-Dissolved (mg/L)	<0.0010	<0.0010	<0.0010	<0.0010
	Lithium (Li)-Dissolved (mg/L)	<0.050	<0.050	<0.050	<0.050
	Magnesium (Mg)-Dissolved (mg/L)	2.90	3.40	6.49	1.34
	Manganese (Mn)-Dissolved (mg/L)	0.153	0.147	0.166	0.0382
	Mercury (Hg)-Dissolved (mg/L)	<0.000010	<0.000010	<0.000010	<0.000010
	Molybdenum (Mo)-Dissolved (mg/L)	<0.0010	<0.0010	<0.0010	<0.0010
	Nickel (Ni)-Dissolved (mg/L)	<0.0020	<0.0020	<0.0020	<0.0020
	Potassium (K)-Dissolved (mg/L)	0.59	0.77	1.50	<0.50
	Selenium (Se)-Dissolved (mg/L)	<0.0010	<0.0010	<0.0010	<0.0010
	Silver (Ag)-Dissolved (mg/L)	<0.00010	<0.00010	<0.00010	<0.00010
	Sodium (Na)-Dissolved (mg/L)	1.73	1.80	3.30	1.26
	Strontium (Sr)-Dissolved (mg/L)	0.0306	0.0261	0.0556	0.0127

\* Please refer to the Reference Information section for an explanation of any qualifiers detected.

# ALS ENVIRONMENTAL ANALYTICAL REPORT

	Sample ID Description Sampled Date Sampled Time Client ID	L1243259-1 SURFACEWATE 27-NOV-12 13:00 TRAVEL BLANK	L1243259-2 SURFACEWATE 27-NOV-12 13:00 FIELD BLANK	L1243259-3 SURFACEWATE 27-NOV-12 13:00 DUPLICATE	L1243259-4 SURFACEWATE 27-NOV-12 13:00 TL1A	L1243259-5 SURFACEWATE 27-NOV-12 13:00 TL3
Grouping	Analyte					
<b>WATER</b>						
<b>Dissolved Metals</b>	Tellurium (Te)-Dissolved (mg/L)	<0.0010	<0.0010	<0.0010	<0.0010	<0.0010
	Thallium (Tl)-Dissolved (mg/L)	<0.00030	<0.00030	<0.00030	<0.00030	<0.00030
	Tin (Sn)-Dissolved (mg/L)	<0.0010	<0.0010	<0.0010	<0.0010	<0.0010
	Titanium (Ti)-Dissolved (mg/L)	<0.0020	<0.0020	<0.0020	0.0026	<0.0020
	Tungsten (W)-Dissolved (mg/L)	<0.010	<0.010	<0.010	<0.010	<0.010
	Uranium (U)-Dissolved (mg/L)	<0.0050	<0.0050	<0.0050	<0.0050	<0.0050
	Vanadium (V)-Dissolved (mg/L)	<0.0010	<0.0010	<0.0010	<0.0010	<0.0010
	Zinc (Zn)-Dissolved (mg/L)	<0.0030	<0.0030	<0.0030	0.0061	0.0051
	Zirconium (Zr)-Dissolved (mg/L)	<0.0010	<0.0010	<0.0010	<0.0010	<0.0010
<b>Aggregate Organics</b>	Oil and Grease, Total (mg/L)	<2.0	<2.0	<2.0	<2.0	<2.0

\* Please refer to the Reference Information section for an explanation of any qualifiers detected.

# ALS ENVIRONMENTAL ANALYTICAL REPORT

Sample ID Description Sampled Date Sampled Time Client ID	L1243259-6 SURFACEWATE 27-NOV-12 13:00 SW1	L1243259-7 SURFACEWATE 27-NOV-12 13:00 SW2	L1243259-8 SURFACEWATE 27-NOV-12 13:00 SW3	L1243259-9 SURFACEWATE 27-NOV-12 13:00 SW7	L1243259-10 SURFACEWATE 27-NOV-12 13:00 SW8																																																						
Grouping	Analyte																																																										
<b>WATER</b>																																																											
<b>Dissolved Metals</b>	<table border="0" style="width: 100%; border-collapse: collapse;"> <tr> <td style="width: 15%;">Tellurium (Te)-Dissolved (mg/L)</td> <td style="width: 15%; text-align: center;">&lt;0.0010</td> <td style="width: 15%; text-align: center;">&lt;0.0010</td> <td style="width: 15%; text-align: center;">&lt;0.0010</td> <td style="width: 15%; text-align: center;">&lt;0.0010</td> <td style="width: 15%; text-align: center;">&lt;0.0010</td> </tr> <tr> <td>Thallium (Tl)-Dissolved (mg/L)</td> <td style="text-align: center;">&lt;0.00030</td> <td style="text-align: center;">&lt;0.00030</td> <td style="text-align: center;">&lt;0.00030</td> <td style="text-align: center;">&lt;0.00030</td> <td style="text-align: center;">&lt;0.00030</td> </tr> <tr> <td>Tin (Sn)-Dissolved (mg/L)</td> <td style="text-align: center;">&lt;0.0010</td> <td style="text-align: center;">&lt;0.0010</td> <td style="text-align: center;">&lt;0.0010</td> <td style="text-align: center;">&lt;0.0010</td> <td style="text-align: center;">&lt;0.0010</td> </tr> <tr> <td>Titanium (Ti)-Dissolved (mg/L)</td> <td style="text-align: center;">&lt;0.0020</td> <td style="text-align: center;">&lt;0.0020</td> <td style="text-align: center;">&lt;0.0020</td> <td style="text-align: center;">&lt;0.0020</td> <td style="text-align: center;">&lt;0.0020</td> </tr> <tr> <td>Tungsten (W)-Dissolved (mg/L)</td> <td style="text-align: center;">&lt;0.010</td> <td style="text-align: center;">&lt;0.010</td> <td style="text-align: center;">&lt;0.010</td> <td style="text-align: center;">&lt;0.010</td> <td style="text-align: center;">&lt;0.010</td> </tr> <tr> <td>Uranium (U)-Dissolved (mg/L)</td> <td style="text-align: center;">&lt;0.0050</td> <td style="text-align: center;">&lt;0.0050</td> <td style="text-align: center;">&lt;0.0050</td> <td style="text-align: center;">&lt;0.0050</td> <td style="text-align: center;">&lt;0.0050</td> </tr> <tr> <td>Vanadium (V)-Dissolved (mg/L)</td> <td style="text-align: center;">&lt;0.0010</td> <td style="text-align: center;">&lt;0.0010</td> <td style="text-align: center;">&lt;0.0010</td> <td style="text-align: center;">&lt;0.0010</td> <td style="text-align: center;">&lt;0.0010</td> </tr> <tr> <td>Zinc (Zn)-Dissolved (mg/L)</td> <td style="text-align: center;">&lt;0.0030</td> <td style="text-align: center;">&lt;0.0030</td> <td style="text-align: center;">0.0061</td> <td style="text-align: center;">0.0050</td> <td style="text-align: center;">0.0042</td> </tr> <tr> <td>Zirconium (Zr)-Dissolved (mg/L)</td> <td style="text-align: center;">&lt;0.0010</td> <td style="text-align: center;">&lt;0.0010</td> <td style="text-align: center;">&lt;0.0010</td> <td style="text-align: center;">&lt;0.0010</td> <td style="text-align: center;">&lt;0.0010</td> </tr> </table>					Tellurium (Te)-Dissolved (mg/L)	<0.0010	<0.0010	<0.0010	<0.0010	<0.0010	Thallium (Tl)-Dissolved (mg/L)	<0.00030	<0.00030	<0.00030	<0.00030	<0.00030	Tin (Sn)-Dissolved (mg/L)	<0.0010	<0.0010	<0.0010	<0.0010	<0.0010	Titanium (Ti)-Dissolved (mg/L)	<0.0020	<0.0020	<0.0020	<0.0020	<0.0020	Tungsten (W)-Dissolved (mg/L)	<0.010	<0.010	<0.010	<0.010	<0.010	Uranium (U)-Dissolved (mg/L)	<0.0050	<0.0050	<0.0050	<0.0050	<0.0050	Vanadium (V)-Dissolved (mg/L)	<0.0010	<0.0010	<0.0010	<0.0010	<0.0010	Zinc (Zn)-Dissolved (mg/L)	<0.0030	<0.0030	0.0061	0.0050	0.0042	Zirconium (Zr)-Dissolved (mg/L)	<0.0010	<0.0010	<0.0010	<0.0010	<0.0010
Tellurium (Te)-Dissolved (mg/L)	<0.0010	<0.0010	<0.0010	<0.0010	<0.0010																																																						
Thallium (Tl)-Dissolved (mg/L)	<0.00030	<0.00030	<0.00030	<0.00030	<0.00030																																																						
Tin (Sn)-Dissolved (mg/L)	<0.0010	<0.0010	<0.0010	<0.0010	<0.0010																																																						
Titanium (Ti)-Dissolved (mg/L)	<0.0020	<0.0020	<0.0020	<0.0020	<0.0020																																																						
Tungsten (W)-Dissolved (mg/L)	<0.010	<0.010	<0.010	<0.010	<0.010																																																						
Uranium (U)-Dissolved (mg/L)	<0.0050	<0.0050	<0.0050	<0.0050	<0.0050																																																						
Vanadium (V)-Dissolved (mg/L)	<0.0010	<0.0010	<0.0010	<0.0010	<0.0010																																																						
Zinc (Zn)-Dissolved (mg/L)	<0.0030	<0.0030	0.0061	0.0050	0.0042																																																						
Zirconium (Zr)-Dissolved (mg/L)	<0.0010	<0.0010	<0.0010	<0.0010	<0.0010																																																						
<b>Aggregate Organics</b>	<table border="0" style="width: 100%; border-collapse: collapse;"> <tr> <td style="width: 15%;">Oil and Grease, Total (mg/L)</td> <td style="width: 15%; text-align: center;">&lt;2.0</td> <td style="width: 15%; text-align: center;">&lt;2.0</td> <td style="width: 15%; text-align: center;">&lt;2.0</td> <td style="width: 15%; text-align: center;">&lt;2.0</td> <td style="width: 15%; text-align: center;">&lt;2.0</td> </tr> </table>					Oil and Grease, Total (mg/L)	<2.0	<2.0	<2.0	<2.0	<2.0																																																
Oil and Grease, Total (mg/L)	<2.0	<2.0	<2.0	<2.0	<2.0																																																						

\* Please refer to the Reference Information section for an explanation of any qualifiers detected.

# ALS ENVIRONMENTAL ANALYTICAL REPORT

Sample ID Description Sampled Date Sampled Time Client ID	L1243259-11 SURFACEWATE 27-NOV-12 13:00 SW10	L1243259-12 SURFACEWATE 27-NOV-12 13:00 JCTA	L1243259-13 SURFACEWATE 28-NOV-12 13:00 SW9	L1243259-14 SURFACEWATE 28-NOV-12 13:00 SW11	
Grouping	Analyte				
<b>WATER</b>					
<b>Dissolved Metals</b>	Tellurium (Te)-Dissolved (mg/L)	<0.0010	<0.0010	<0.0010	<0.0010
	Thallium (Tl)-Dissolved (mg/L)	<0.00030	<0.00030	<0.00030	<0.00030
	Tin (Sn)-Dissolved (mg/L)	<0.0010	<0.0010	<0.0010	<0.0010
	Titanium (Ti)-Dissolved (mg/L)	<0.0020	<0.0020	<0.0020	0.0092
	Tungsten (W)-Dissolved (mg/L)	<0.010	<0.010	<0.010	<0.010
	Uranium (U)-Dissolved (mg/L)	<0.0050	<0.0050	<0.0050	<0.0050
	Vanadium (V)-Dissolved (mg/L)	<0.0010	<0.0010	<0.0010	<0.0010
	Zinc (Zn)-Dissolved (mg/L)	0.0045	0.0048	<0.0030	0.0041
	Zirconium (Zr)-Dissolved (mg/L)	<0.0010	<0.0010	<0.0010	<0.0010
<b>Aggregate Organics</b>	Oil and Grease, Total (mg/L)	<2.0	<2.0	<2.0	<2.0

\* Please refer to the Reference Information section for an explanation of any qualifiers detected.

## Reference Information

### Qualifiers for Individual Samples Listed:

Sample Number	Client Sample ID	Qualifier	Description
L1243259-1	TRAVEL BLANK	SRPF	Sample received partially frozen - ROUTINE
L1243259-10	SW8	SRPF	Sample received partially frozen - CN,MET,OGG,ROUTINE
L1243259-11	SW10	SRPF	Sample received partially frozen - CN,MET,OGG,ROUTINE,NUT
L1243259-12	JCTA	SRPF	Sample received partially frozen - CN,MET,ROUTINE
L1243259-13	SW9	SFPL	Sample was Filtered and Preserved at the laboratory - HG-D, MET-D
L1243259-14	SW11	SFPL	Sample was Filtered and Preserved at the laboratory - HG-D, MET-D
		SRPF	Sample received partially frozen - CN,MET,OGG,ROUTINE,NUT,HG-D
L1243259-2	FIELD BLANK	SPL	Sample was Preserved at the laboratory - CN,MET,OGG,HG,NUT
L1243259-3	DUPLICATE	SRPF	Sample received partially frozen - CN,MET
L1243259-4	TL1A	SRPF	Sample received partially frozen - CN,MET,HG-T,NUT,OGG,ROUTINE
L1243259-5	TL3	SRPF	Sample received partially frozen - CN,MET,OGG,ROUTINE
L1243259-6	SW1	SRPF	Sample received partially frozen - CN,MET,OGG,ROUTINE
L1243259-7	SW2	SRPF	Sample received partially frozen - CN,MET,OGG,ROUTINE,NUT
		SPL	Sample was Preserved at the laboratory - NUT
L1243259-8	SW3	SRPF	Sample received partially frozen - CN,MET,OGG,ROUTINE,HG-D
L1243259-9	SW7	SRPF	Sample received partially frozen - CN,MET,OGG,ROUTINE,HG

### QC Samples with Qualifiers & Comments:

QC Type Description	Parameter	Qualifier	Applies to Sample Number(s)
Matrix Spike	Calcium (Ca)-Dissolved	MS-B	L1243259-1, -10, -11, -12, -13, -14, -2, -3, -4, -5, -6, -7, -8, -9
Matrix Spike	Magnesium (Mg)-Dissolved	MS-B	L1243259-1, -10, -11, -12, -13, -14, -2, -3, -4, -5, -6, -7, -8, -9
Matrix Spike	Manganese (Mn)-Dissolved	MS-B	L1243259-1, -10, -11, -12, -13, -14, -2, -3, -4, -5, -6, -7, -8, -9
Matrix Spike	Potassium (K)-Dissolved	MS-B	L1243259-1, -10, -11, -12, -13, -14, -2, -3, -4, -5, -6, -7, -8, -9
Matrix Spike	Sodium (Na)-Dissolved	MS-B	L1243259-1, -10, -11, -12, -13, -14, -2, -3, -4, -5, -6, -7, -8, -9
Matrix Spike	Strontium (Sr)-Dissolved	MS-B	L1243259-1, -10, -11, -12, -13, -14, -2, -3, -4, -5, -6, -7, -8, -9
Duplicate	Cyanide, Free	USF	L1243259-1, -10, -11, -12, -13, -14, -2, -3, -4, -5, -6, -7, -8, -9

### Qualifiers for Individual Parameters Listed:

Qualifier	Description
DLA	Detection Limit Adjusted For required dilution
MS-B	Matrix Spike recovery could not be accurately calculated due to high analyte background in sample.
RRV	Reported Result Verified By Repeat Analysis
USF	Unreliable: Sample Frozen in Transit

### Test Method References:

ALS Test Code	Matrix	Test Description	Method Reference**
<b>ACIDITY-TB</b>	Water	Acidity (as CaCO <sub>3</sub> )	APHA 2310 B-POTENTIOMETRIC TITRATION
Aqueous matrices are analyzed by potentiometry. Acidity reported includes acidity caused by hydrolyzable metals present in the sample.			
<b>ALK-TOT-CAP-TB</b>	Water	Alkalinity, Total (as CaCO <sub>3</sub> )	APHA 2320 B-Auto-Pot. Titration
<b>CL-WT</b>	Water	Chloride	EPA 300.0 (IC)
<b>CN-FREE-CFA-VA</b>	Water	Free Cyanide in water by CFA	ASTM 7237
This analysis is carried out using procedures adapted from ASTM Method 7237 "Free Cyanide with Flow Injection Analysis (FIA) Utilizing Gas Diffusion Separation and Amperometric Detection". Free cyanide is determined by in-line gas diffusion at pH 6 with final determination by colourimetric analysis.			
<b>CN-TOT-WT</b>	Water	Cyanide, Total	APHA 4500CN C E-STRONG ACID DIST COLORIM
Total cyanide is determined by the combination of UV digestion and distillation. Cyanide is converted to cyanogen chloride by reacting with chloramine-T, the cyanogen chloride then reacts with a combination of barbituric acid and isonicotinic acid to form a highly colored complex.			

When using this method, high levels of thiocyanate in samples can cause false positives at ~1-2% of the thiocyanate concentration. For samples with detectable cyanide analyzed by this method, ALS recommends analysis for thiocyanate to check for this potential interference

## Reference Information

<b>CN-WAD-WT</b>	Water	Cyanide, Weak Acid Diss	APHA 4500CN I-Weak acid Dist Colorimet
Weak acid dissociable cyanide (WAD) is determined by undergoing a distillation procedure. Cyanide is converted to cyanogen chloride by reacting with chloramine-T, the cyanogen chloride then reacts with a combination of barbituric acid and isonicotinic acid to form a highly colored complex.			
<b>EC-CAP-TB</b>	Water	Conductivity (EC)	APHA 2510 B-ELECTRODE
<b>HARDNESS-CALC-TB</b>	Water	Hardness (as CaCO <sub>3</sub> )	CALCULATION
<b>HG-D-CVAF-TB</b>	Water	Dissolved Mercury in Water by CVAFS	EPA 245.7
<b>HG-T-CVAF-TB</b>	Water	Total Mercury in Water by CVAFS	EPA 245.7
<b>MET-D-MS-TB</b>	Water	Dissolved Metals by ICPMS	APHA 3030B/EPA 6020A
This analysis involves filtration (APHA 3030B) and analysis by inductively coupled plasma - mass spectrometry (EPA Method 6020A).			
<b>MET-T-MS-TB</b>	Water	Total Metals by ICPMS	APHA 3030E/EPA 6020A
This analysis involves preliminary sample treatment by hotblock acid digestion (APHA 3030E). Instrumental analysis is by inductively coupled plasma - mass spectrometry (EPA Method 6020A).			
<b>NH3-COL-TB</b>	Water	Ammonia by Discrete Analyzer	APHA 4500-NH <sub>3</sub> G. (modified)
Ammonia in aqueous matrices is analyzed using discrete analyzer with colourimetric detection.			
<b>NO2-WT</b>	Water	Nitrite-N	EPA 300.0 (IC)
A filtered water sample (drinking waters-unfiltered) is analyzed by ion chromatography.			
<b>NO3-WT</b>	Water	Nitrate-N	EPA 300.0 (IC)
A filtered water sample (drinking waters-unfiltered) is analyzed by ion chromatography.			
<b>OGG-TOT-WT</b>	Water	Oil and Grease, Total	APHA 5520 B
Sample is extracted with hexane, extract is then evaporated and the residue is weighed to determine total oil and grease.			
<b>P-T-COL-TB</b>	Water	Total Phosphorus by Discrete Analyzer	APHA 4500-P B, F, G (modified)
Phosphorus in aqueous matrices is analyzed using discrete Analyzer with colourimetric detection.			
<b>PH-CAP-TB</b>	Water	pH	APHA 4500-H-ELECTRODE
<b>SO4-WT</b>	Water	Sulphate	EPA 300.0 (IC)
<b>SOLIDS-TOTSUS-TB</b>	Water	Total Suspended Solids	APHA 2540 D (modified)
Aqueous matrices are analyzed using gravimetry			

\*\* ALS test methods may incorporate modifications from specified reference methods to improve performance.

*The last two letters of the above test code(s) indicate the laboratory that performed analytical analysis for that test. Refer to the list below:*

Laboratory Definition Code	Laboratory Location
TB	ALS ENVIRONMENTAL - THUNDER BAY, ONTARIO, CANADA
WT	ALS ENVIRONMENTAL - WATERLOO, ONTARIO, CANADA
VA	ALS ENVIRONMENTAL - VANCOUVER, BRITISH COLUMBIA, CANADA

### Chain of Custody Numbers:

#### GLOSSARY OF REPORT TERMS

*Surrogate - A compound that is similar in behaviour to target analyte(s), but that does not occur naturally in environmental samples. For applicable tests, surrogates are added to samples prior to analysis as a check on recovery.*

*mg/kg - milligrams per kilogram based on dry weight of sample.*

*mg/kg wwt - milligrams per kilogram based on wet weight of sample.*

*mg/kg lwt - milligrams per kilogram based on lipid-adjusted weight of sample.*

*mg/L - milligrams per litre.*

*< - Less than.*

*D.L. - The reported Detection Limit, also known as the Limit of Reporting (LOR).*

*N/A - Result not available. Refer to qualifier code and definition for explanation.*

*Test results reported relate only to the samples as received by the laboratory.*

**UNLESS OTHERWISE STATED, ALL SAMPLES WERE RECEIVED IN ACCEPTABLE CONDITION.**

*Analytical results in unsigned test reports with the DRAFT watermark are subject to change, pending final QC review.*







## Quality Control Report

Workorder: L1243259

Report Date: 07-DEC-12

Page 2 of 15

Test	Matrix	Reference	Result	Qualifier	Units	RPD	Limit	Analyzed
<b>CN-FREE-CFA-VA</b>								
	<b>Water</b>							
<b>Batch</b>	<b>R2492206</b>							
<b>WG1596073-4</b>	<b>LCS</b>							
Cyanide, Free			104.0		%		80-120	03-DEC-12
<b>WG1596073-8</b>	<b>LCS</b>							
Cyanide, Free			102.8		%		80-120	03-DEC-12
<b>WG1596073-1</b>	<b>MB</b>							
Cyanide, Free			<0.0050		mg/L		0.005	03-DEC-12
<b>WG1596073-3</b>	<b>MB</b>							
Cyanide, Free			<0.0050		mg/L		0.005	03-DEC-12
<b>WG1596073-7</b>	<b>MB</b>							
Cyanide, Free			<0.0050		mg/L		0.005	03-DEC-12
<b>WG1596073-6</b>	<b>MS</b>	<b>L1243259-4</b>						
Cyanide, Free			100.7		%		70-130	03-DEC-12
<b>CN-TOT-WT</b>								
	<b>Water</b>							
<b>Batch</b>	<b>R2492489</b>							
<b>WG1597070-4</b>	<b>CVS</b>							
Cyanide, Total			101.0		%		85-115	05-DEC-12
<b>WG1597070-3</b>	<b>LCS</b>							
Cyanide, Total			100.9		%		80-120	05-DEC-12
<b>WG1597070-1</b>	<b>MB</b>							
Cyanide, Total			<0.0020		mg/L		0.002	05-DEC-12
<b>Batch</b>	<b>R2493320</b>							
<b>WG1597670-4</b>	<b>CVS</b>							
Cyanide, Total			94.5		%		85-115	06-DEC-12
<b>WG1597670-5</b>	<b>DUP</b>	<b>L1243259-2</b>						
Cyanide, Total		<0.0020	<0.0020	RPD-NA	mg/L	N/A	20	06-DEC-12
<b>WG1597670-3</b>	<b>LCS</b>							
Cyanide, Total			100.0		%		80-120	06-DEC-12
<b>WG1597670-1</b>	<b>MB</b>							
Cyanide, Total			<0.0020		mg/L		0.002	06-DEC-12
<b>CN-WAD-WT</b>								
	<b>Water</b>							
<b>Batch</b>	<b>R2492606</b>							
<b>WG1597172-4</b>	<b>CVS</b>							
Cyanide, Weak Acid Diss			100.0		%		85-115	05-DEC-12
<b>WG1597172-2</b>	<b>DUP</b>	<b>L1243259-1</b>						
Cyanide, Weak Acid Diss		<0.0020	<0.0020	RPD-NA	mg/L	N/A	20	05-DEC-12
<b>WG1597172-3</b>	<b>LCS</b>							
Cyanide, Weak Acid Diss			111.6		%		80-120	05-DEC-12
<b>WG1597172-1</b>	<b>MB</b>							



## Quality Control Report

Workorder: L1243259

Report Date: 07-DEC-12

Page 3 of 15

Test	Matrix	Reference	Result	Qualifier	Units	RPD	Limit	Analyzed
<b>CN-WAD-WT</b>								
<b>Water</b>								
<b>Batch</b>	<b>R2492606</b>							
<b>WG1597172-1</b>	<b>MB</b>							
Cyanide, Weak Acid Diss			<0.0020		mg/L		0.002	05-DEC-12
<b>Batch</b>	<b>R2493761</b>							
<b>WG1597994-4</b>	<b>CVS</b>							
Cyanide, Weak Acid Diss			113.0		%		85-115	06-DEC-12
<b>WG1597994-2</b>	<b>DUP</b>	<b>L1243259-2</b>						
Cyanide, Weak Acid Diss		<0.0020	<0.0020	RPD-NA	mg/L	N/A	20	06-DEC-12
<b>WG1597994-3</b>	<b>LCS</b>							
Cyanide, Weak Acid Diss			110.9		%		80-120	06-DEC-12
<b>WG1597994-1</b>	<b>MB</b>							
Cyanide, Weak Acid Diss			<0.0020		mg/L		0.002	06-DEC-12
<b>EC-CAP-TB</b>								
<b>Water</b>								
<b>Batch</b>	<b>R2490904</b>							
<b>WG1594668-3</b>	<b>DUP</b>	<b>L1243259-2</b>						
Conductivity (EC)		<3.0	<3.0	RPD-NA	uS/cm	N/A	10	29-NOV-12
<b>WG1594668-6</b>	<b>DUP</b>	<b>L1243259-14</b>						
Conductivity (EC)		35.2	35.2		uS/cm	0.0	10	29-NOV-12
<b>WG1594668-2</b>	<b>LCS</b>							
Conductivity (EC)			96.0		%		90-110	29-NOV-12
<b>WG1594668-5</b>	<b>LCS</b>							
Conductivity (EC)			99.1		%		90-110	29-NOV-12
<b>WG1594668-1</b>	<b>MB</b>							
Conductivity (EC)			<3.0		uS/cm		3	29-NOV-12
<b>WG1594668-4</b>	<b>MB</b>							
Conductivity (EC)			<3.0		uS/cm		3	29-NOV-12
<b>HG-D-CVAF-TB</b>								
<b>Water</b>								
<b>Batch</b>	<b>R2490142</b>							
<b>WG1594822-3</b>	<b>DUP</b>	<b>L1243259-13</b>						
Mercury (Hg)-Dissolved		<0.000010	<0.000010	RPD-NA	mg/L	N/A	20	30-NOV-12
<b>WG1594822-2</b>	<b>LCS</b>							
Mercury (Hg)-Dissolved			104.5		%		80-120	30-NOV-12
<b>WG1594822-1</b>	<b>MB</b>							
Mercury (Hg)-Dissolved			<0.000010		mg/L		0.00001	30-NOV-12
<b>WG1594822-4</b>	<b>MS</b>	<b>L1243259-13</b>						
Mercury (Hg)-Dissolved			105.2		%		70-130	30-NOV-12
<b>HG-T-CVAF-TB</b>								
<b>Water</b>								



## Quality Control Report

Workorder: L1243259

Report Date: 07-DEC-12

Page 4 of 15

Test	Matrix	Reference	Result	Qualifier	Units	RPD	Limit	Analyzed
<b>HG-T-CVAF-TB</b>		<b>Water</b>						
<b>Batch</b>	<b>R2490133</b>							
<b>WG1594818-5</b>	<b>DUP</b>	<b>L1243259-9</b>						
Mercury (Hg)-Total		<0.000010	<0.000010	RPD-NA	mg/L	N/A	20	30-NOV-12
<b>WG1594818-9</b>	<b>DUP</b>	<b>L1243259-13</b>						
Mercury (Hg)-Total		<0.000010	<0.000010	RPD-NA	mg/L	N/A	20	30-NOV-12
<b>WG1594818-2</b>	<b>LCS</b>							
Mercury (Hg)-Total			101.6		%		80-120	30-NOV-12
<b>WG1594818-8</b>	<b>LCS</b>							
Mercury (Hg)-Total			104.5		%		80-120	30-NOV-12
<b>WG1594818-1</b>	<b>MB</b>							
Mercury (Hg)-Total			<0.000010		mg/L		0.00001	30-NOV-12
<b>WG1594818-7</b>	<b>MB</b>							
Mercury (Hg)-Total			<0.000010		mg/L		0.00001	30-NOV-12
<b>WG1594818-10</b>	<b>MS</b>	<b>L1243259-13</b>						
Mercury (Hg)-Total			105.7		%		70-130	30-NOV-12
<b>WG1594818-6</b>	<b>MS</b>	<b>L1243259-9</b>						
Mercury (Hg)-Total			103.2		%		70-130	30-NOV-12
<b>MET-D-MS-TB</b>		<b>Water</b>						
<b>Batch</b>	<b>R2492100</b>							
<b>WG1595977-2</b>	<b>LCS</b>							
Aluminum (Al)-Dissolved			88.3		%		80-120	03-DEC-12
Antimony (Sb)-Dissolved			98.1		%		80-120	03-DEC-12
Arsenic (As)-Dissolved			98.4		%		80-120	03-DEC-12
Barium (Ba)-Dissolved			98.5		%		80-120	03-DEC-12
Beryllium (Be)-Dissolved			94.0		%		80-120	03-DEC-12
Bismuth (Bi)-Dissolved			96.9		%		80-120	03-DEC-12
Boron (B)-Dissolved			95.0		%		80-120	03-DEC-12
Cadmium (Cd)-Dissolved			97.5		%		80-120	03-DEC-12
Calcium (Ca)-Dissolved			95.7		%		80-120	03-DEC-12
Chromium (Cr)-Dissolved			94.2		%		80-120	03-DEC-12
Cobalt (Co)-Dissolved			94.4		%		80-120	03-DEC-12
Copper (Cu)-Dissolved			95.6		%		80-120	03-DEC-12
Iron (Fe)-Dissolved			89.7		%		80-120	03-DEC-12
Lead (Pb)-Dissolved			92.0		%		80-120	03-DEC-12
Lithium (Li)-Dissolved			90.2		%		80-120	03-DEC-12
Magnesium (Mg)-Dissolved			96.3		%		80-120	03-DEC-12
Manganese (Mn)-Dissolved			93.2		%		80-120	03-DEC-12
Molybdenum (Mo)-Dissolved			97.7		%		80-120	03-DEC-12



## Quality Control Report

Workorder: L1243259

Report Date: 07-DEC-12

Page 5 of 15

Test	Matrix	Reference	Result	Qualifier	Units	RPD	Limit	Analyzed
<b>MET-D-MS-TB</b>		<b>Water</b>						
<b>Batch</b>	<b>R2492100</b>							
<b>WG1595977-2 LCS</b>								
Nickel (Ni)-Dissolved			95.8		%		80-120	03-DEC-12
Potassium (K)-Dissolved			96.3		%		80-120	03-DEC-12
Selenium (Se)-Dissolved			94.9		%		80-120	03-DEC-12
Silver (Ag)-Dissolved			99.6		%		80-120	03-DEC-12
Sodium (Na)-Dissolved			97.6		%		80-120	03-DEC-12
Strontium (Sr)-Dissolved			92.5		%		80-120	03-DEC-12
Tellurium (Te)-Dissolved			100.6		%		80-120	03-DEC-12
Thallium (Tl)-Dissolved			96.9		%		80-120	03-DEC-12
Tin (Sn)-Dissolved			93.7		%		80-120	03-DEC-12
Titanium (Ti)-Dissolved			94.5		%		80-120	03-DEC-12
Tungsten (W)-Dissolved			95.5		%		80-120	03-DEC-12
Uranium (U)-Dissolved			91.4		%		80-120	03-DEC-12
Vanadium (V)-Dissolved			95.1		%		80-120	03-DEC-12
Zinc (Zn)-Dissolved			97.7		%		80-120	03-DEC-12
Zirconium (Zr)-Dissolved			96.0		%		80-120	03-DEC-12
<b>WG1595977-1 MB</b>								
Aluminum (Al)-Dissolved			<0.0050		mg/L		0.005	03-DEC-12
Antimony (Sb)-Dissolved			<0.00060		mg/L		0.0006	03-DEC-12
Arsenic (As)-Dissolved			<0.0010		mg/L		0.001	03-DEC-12
Barium (Ba)-Dissolved			<0.010		mg/L		0.01	03-DEC-12
Beryllium (Be)-Dissolved			<0.0010		mg/L		0.001	03-DEC-12
Bismuth (Bi)-Dissolved			<0.0010		mg/L		0.001	03-DEC-12
Boron (B)-Dissolved			<0.050		mg/L		0.05	03-DEC-12
Cadmium (Cd)-Dissolved			<0.000017		mg/L		0.000017	03-DEC-12
Calcium (Ca)-Dissolved			<0.20		mg/L		0.2	03-DEC-12
Chromium (Cr)-Dissolved			<0.0010		mg/L		0.001	03-DEC-12
Cobalt (Co)-Dissolved			<0.00050		mg/L		0.0005	03-DEC-12
Copper (Cu)-Dissolved			<0.0010		mg/L		0.001	03-DEC-12
Iron (Fe)-Dissolved			<0.020		mg/L		0.02	03-DEC-12
Lead (Pb)-Dissolved			<0.0010		mg/L		0.001	03-DEC-12
Lithium (Li)-Dissolved			<0.050		mg/L		0.05	03-DEC-12
Magnesium (Mg)-Dissolved			<0.020		mg/L		0.02	03-DEC-12
Manganese (Mn)-Dissolved			<0.0010		mg/L		0.001	03-DEC-12
Molybdenum (Mo)-Dissolved			<0.0010		mg/L		0.001	03-DEC-12



## Quality Control Report

Workorder: L1243259

Report Date: 07-DEC-12

Page 6 of 15

Test	Matrix	Reference	Result	Qualifier	Units	RPD	Limit	Analyzed
<b>MET-D-MS-TB</b>								
	<b>Water</b>							
<b>Batch</b>	<b>R2492100</b>							
<b>WG1595977-1</b>	<b>MB</b>							
Nickel (Ni)-Dissolved			<0.0020		mg/L		0.002	03-DEC-12
Potassium (K)-Dissolved			<0.50		mg/L		0.5	03-DEC-12
Selenium (Se)-Dissolved			<0.0010		mg/L		0.001	03-DEC-12
Silver (Ag)-Dissolved			<0.00010		mg/L		0.0001	03-DEC-12
Sodium (Na)-Dissolved			<0.10		mg/L		0.1	03-DEC-12
Strontium (Sr)-Dissolved			<0.0010		mg/L		0.001	03-DEC-12
Tellurium (Te)-Dissolved			<0.0010		mg/L		0.001	03-DEC-12
Thallium (Tl)-Dissolved			<0.00030		mg/L		0.0003	03-DEC-12
Tin (Sn)-Dissolved			<0.0010		mg/L		0.001	03-DEC-12
Titanium (Ti)-Dissolved			<0.0020		mg/L		0.002	03-DEC-12
Tungsten (W)-Dissolved			<0.010		mg/L		0.01	03-DEC-12
Uranium (U)-Dissolved			<0.0050		mg/L		0.005	03-DEC-12
Vanadium (V)-Dissolved			<0.0010		mg/L		0.001	03-DEC-12
Zinc (Zn)-Dissolved			<0.0030		mg/L		0.003	03-DEC-12
Zirconium (Zr)-Dissolved			<0.0010		mg/L		0.001	03-DEC-12
<b>WG1595977-4</b>	<b>MS</b>	<b>L1244327-1</b>						
Aluminum (Al)-Dissolved			114.1		%		70-130	03-DEC-12
Antimony (Sb)-Dissolved			100.8		%		70-130	03-DEC-12
Arsenic (As)-Dissolved			112.8		%		70-130	03-DEC-12
Barium (Ba)-Dissolved			104.7		%		70-130	03-DEC-12
Beryllium (Be)-Dissolved			107.9		%		70-130	03-DEC-12
Bismuth (Bi)-Dissolved			84.0		%		70-130	03-DEC-12
Boron (B)-Dissolved			129.2		%		70-130	03-DEC-12
Cadmium (Cd)-Dissolved			119.5		%		70-130	03-DEC-12
Calcium (Ca)-Dissolved			N/A	MS-B	%		-	03-DEC-12
Chromium (Cr)-Dissolved			109.3		%		70-130	03-DEC-12
Cobalt (Co)-Dissolved			111.3		%		70-130	03-DEC-12
Copper (Cu)-Dissolved			94.1		%		70-130	03-DEC-12
Iron (Fe)-Dissolved			106.2		%		70-130	03-DEC-12
Lead (Pb)-Dissolved			91.9		%		70-130	03-DEC-12
Lithium (Li)-Dissolved			118.0		%		70-130	03-DEC-12
Magnesium (Mg)-Dissolved			N/A	MS-B	%		-	03-DEC-12
Manganese (Mn)-Dissolved			N/A	MS-B	%		-	03-DEC-12
Molybdenum (Mo)-Dissolved			106.4		%		70-130	03-DEC-12

## Quality Control Report

Workorder: L1243259

Report Date: 07-DEC-12

Page 7 of 15

Test	Matrix	Reference	Result	Qualifier	Units	RPD	Limit	Analyzed
<b>MET-D-MS-TB</b>								
	<b>Water</b>							
<b>Batch</b>	<b>R2492100</b>							
<b>WG1595977-4 MS</b>		<b>L1244327-1</b>						
Nickel (Ni)-Dissolved			96.9		%		70-130	03-DEC-12
Potassium (K)-Dissolved			N/A	MS-B	%		-	03-DEC-12
Selenium (Se)-Dissolved			116.6		%		70-130	03-DEC-12
Silver (Ag)-Dissolved			73.9		%		70-130	03-DEC-12
Sodium (Na)-Dissolved			N/A	MS-B	%		-	03-DEC-12
Strontium (Sr)-Dissolved			N/A	MS-B	%		-	03-DEC-12
Tellurium (Te)-Dissolved			113.8		%		70-130	03-DEC-12
Thallium (Tl)-Dissolved			91.8		%		70-130	03-DEC-12
Tin (Sn)-Dissolved			96.7		%		70-130	03-DEC-12
Titanium (Ti)-Dissolved			107.5		%		70-130	03-DEC-12
Tungsten (W)-Dissolved			98.7		%		70-130	03-DEC-12
Uranium (U)-Dissolved			95.5		%		70-130	03-DEC-12
Vanadium (V)-Dissolved			118.9		%		70-130	03-DEC-12
Zinc (Zn)-Dissolved			98.8		%		70-130	03-DEC-12
Zirconium (Zr)-Dissolved			96.4		%		70-130	03-DEC-12
<b>MET-T-MS-TB</b>								
	<b>Water</b>							
<b>Batch</b>	<b>R2492048</b>							
<b>WG1594839-2 LCS</b>								
Aluminum (Al)-Total			90.8		%		80-120	03-DEC-12
Antimony (Sb)-Total			99.4		%		80-120	03-DEC-12
Arsenic (As)-Total			98.2		%		80-120	03-DEC-12
Barium (Ba)-Total			96.6		%		80-120	03-DEC-12
Beryllium (Be)-Total			99.2		%		80-120	03-DEC-12
Bismuth (Bi)-Total			97.9		%		80-120	03-DEC-12
Boron (B)-Total			103.3		%		80-120	03-DEC-12
Cadmium (Cd)-Total			99.1		%		80-120	03-DEC-12
Calcium (Ca)-Total			98.8		%		80-120	03-DEC-12
Chromium (Cr)-Total			97.0		%		80-120	03-DEC-12
Cobalt (Co)-Total			96.7		%		80-120	03-DEC-12
Copper (Cu)-Total			95.8		%		80-120	03-DEC-12
Iron (Fe)-Total			97.5		%		80-120	03-DEC-12
Lead (Pb)-Total			95.6		%		80-120	03-DEC-12
Lithium (Li)-Total			95.5		%		80-120	03-DEC-12
Magnesium (Mg)-Total			98.9		%		80-120	03-DEC-12

## Quality Control Report

Workorder: L1243259

Report Date: 07-DEC-12

Page 8 of 15

Test	Matrix	Reference	Result	Qualifier	Units	RPD	Limit	Analyzed
<b>MET-T-MS-TB</b>		<b>Water</b>						
<b>Batch</b>	<b>R2492048</b>							
<b>WG1594839-2 LCS</b>								
Manganese (Mn)-Total			98.0		%		80-120	03-DEC-12
Molybdenum (Mo)-Total			98.4		%		80-120	03-DEC-12
Nickel (Ni)-Total			100.0		%		80-120	03-DEC-12
Potassium (K)-Total			100.3		%		80-120	03-DEC-12
Selenium (Se)-Total			94.1		%		80-120	03-DEC-12
Silver (Ag)-Total			99.2		%		80-120	03-DEC-12
Sodium (Na)-Total			100.3		%		80-120	03-DEC-12
Strontium (Sr)-Total			94.8		%		80-120	03-DEC-12
Tellurium (Te)-Total			101.6		%		80-120	03-DEC-12
Thallium (Tl)-Total			99.5		%		80-120	03-DEC-12
Tin (Sn)-Total			95.2		%		80-120	03-DEC-12
Titanium (Ti)-Total			93.9		%		80-120	03-DEC-12
Tungsten (W)-Total			98.7		%		80-120	03-DEC-12
Uranium (U)-Total			93.0		%		80-120	03-DEC-12
Vanadium (V)-Total			95.6		%		80-120	03-DEC-12
Zinc (Zn)-Total			97.6		%		80-120	03-DEC-12
Zirconium (Zr)-Total			97.1		%		80-120	03-DEC-12
<b>WG1594839-1 MB</b>								
Aluminum (Al)-Total			<0.0050		mg/L		0.005	03-DEC-12
Antimony (Sb)-Total			<0.00060		mg/L		0.0006	03-DEC-12
Arsenic (As)-Total			<0.0010		mg/L		0.001	03-DEC-12
Barium (Ba)-Total			<0.010		mg/L		0.01	03-DEC-12
Beryllium (Be)-Total			<0.0010		mg/L		0.001	03-DEC-12
Bismuth (Bi)-Total			<0.0010		mg/L		0.001	03-DEC-12
Boron (B)-Total			<0.050		mg/L		0.05	03-DEC-12
Cadmium (Cd)-Total			<0.000017		mg/L		0.000017	03-DEC-12
Calcium (Ca)-Total			<0.20		mg/L		0.2	03-DEC-12
Chromium (Cr)-Total			<0.0010		mg/L		0.001	03-DEC-12
Cobalt (Co)-Total			<0.00050		mg/L		0.0005	03-DEC-12
Copper (Cu)-Total			<0.0010		mg/L		0.001	03-DEC-12
Iron (Fe)-Total			<0.020		mg/L		0.02	03-DEC-12
Lead (Pb)-Total			<0.0010		mg/L		0.001	03-DEC-12
Lithium (Li)-Total			<0.050		mg/L		0.05	03-DEC-12
Magnesium (Mg)-Total			<0.020		mg/L		0.02	03-DEC-12





## Quality Control Report

Workorder: L1243259

Report Date: 07-DEC-12

Page 9 of 15

Test	Matrix	Reference	Result	Qualifier	Units	RPD	Limit	Analyzed
<b>MET-T-MS-TB</b>		<b>Water</b>						
<b>Batch</b>	<b>R2492048</b>							
<b>WG1594839-1</b>	<b>MB</b>							
Manganese (Mn)-Total			<0.0010		mg/L		0.001	03-DEC-12
Molybdenum (Mo)-Total			<0.0010		mg/L		0.001	03-DEC-12
Nickel (Ni)-Total			<0.0020		mg/L		0.002	03-DEC-12
Potassium (K)-Total			<0.50		mg/L		0.5	03-DEC-12
Selenium (Se)-Total			<0.0010		mg/L		0.001	03-DEC-12
Silver (Ag)-Total			<0.00010		mg/L		0.0001	03-DEC-12
Sodium (Na)-Total			<0.10		mg/L		0.1	03-DEC-12
Strontium (Sr)-Total			<0.0010		mg/L		0.001	03-DEC-12
Tellurium (Te)-Total			<0.0010		mg/L		0.001	03-DEC-12
Thallium (Tl)-Total			<0.00030		mg/L		0.0003	03-DEC-12
Tin (Sn)-Total			<0.0010		mg/L		0.001	03-DEC-12
Titanium (Ti)-Total			<0.0020		mg/L		0.002	03-DEC-12
Tungsten (W)-Total			<0.010		mg/L		0.01	03-DEC-12
Uranium (U)-Total			<0.0050		mg/L		0.005	03-DEC-12
Vanadium (V)-Total			<0.0010		mg/L		0.001	03-DEC-12
Zinc (Zn)-Total			<0.0030		mg/L		0.003	03-DEC-12
Zirconium (Zr)-Total			<0.0010		mg/L		0.001	03-DEC-12
<b>Batch</b>	<b>R2492424</b>							
<b>WG1594839-6</b>	<b>LCS</b>							
Aluminum (Al)-Total			94.5		%		80-120	04-DEC-12
Antimony (Sb)-Total			101.5		%		80-120	04-DEC-12
Arsenic (As)-Total			96.8		%		80-120	04-DEC-12
Barium (Ba)-Total			99.1		%		80-120	04-DEC-12
Beryllium (Be)-Total			95.9		%		80-120	04-DEC-12
Bismuth (Bi)-Total			103.6		%		80-120	04-DEC-12
Boron (B)-Total			99.3		%		80-120	04-DEC-12
Cadmium (Cd)-Total			102.1		%		80-120	04-DEC-12
Calcium (Ca)-Total			102.5		%		80-120	04-DEC-12
Chromium (Cr)-Total			101.6		%		80-120	04-DEC-12
Cobalt (Co)-Total			101.5		%		80-120	04-DEC-12
Copper (Cu)-Total			96.4		%		80-120	04-DEC-12
Iron (Fe)-Total			100.0		%		80-120	04-DEC-12
Lead (Pb)-Total			101.5		%		80-120	04-DEC-12
Lithium (Li)-Total			101.2		%		80-120	04-DEC-12

## Quality Control Report

Workorder: L1243259

Report Date: 07-DEC-12

Page 10 of 15

Test	Matrix	Reference	Result	Qualifier	Units	RPD	Limit	Analyzed
<b>MET-T-MS-TB</b>		<b>Water</b>						
<b>Batch</b>	<b>R2492424</b>							
<b>WG1594839-6</b>	<b>LCS</b>							
Magnesium (Mg)-Total			102.6		%		80-120	04-DEC-12
Manganese (Mn)-Total			104.8		%		80-120	04-DEC-12
Molybdenum (Mo)-Total			100.9		%		80-120	04-DEC-12
Nickel (Ni)-Total			98.9		%		80-120	04-DEC-12
Potassium (K)-Total			103.2		%		80-120	04-DEC-12
Selenium (Se)-Total			90.9		%		80-120	04-DEC-12
Silver (Ag)-Total			101.0		%		80-120	04-DEC-12
Sodium (Na)-Total			100.5		%		80-120	04-DEC-12
Strontium (Sr)-Total			96.3		%		80-120	04-DEC-12
Tellurium (Te)-Total			101.8		%		80-120	04-DEC-12
Thallium (Tl)-Total			101.7		%		80-120	04-DEC-12
Tin (Sn)-Total			103.2		%		80-120	04-DEC-12
Titanium (Ti)-Total			102.9		%		80-120	04-DEC-12
Tungsten (W)-Total			103.1		%		80-120	04-DEC-12
Uranium (U)-Total			99.0		%		80-120	04-DEC-12
Vanadium (V)-Total			103.3		%		80-120	04-DEC-12
Zinc (Zn)-Total			97.4		%		80-120	04-DEC-12
Zirconium (Zr)-Total			96.6		%		80-120	04-DEC-12
<b>WG1594839-5</b>	<b>MB</b>							
Aluminum (Al)-Total			<0.0050		mg/L		0.005	04-DEC-12
Antimony (Sb)-Total			<0.00060		mg/L		0.0006	04-DEC-12
Arsenic (As)-Total			<0.0010		mg/L		0.001	04-DEC-12
Barium (Ba)-Total			<0.010		mg/L		0.01	04-DEC-12
Beryllium (Be)-Total			<0.0010		mg/L		0.001	04-DEC-12
Bismuth (Bi)-Total			<0.0010		mg/L		0.001	04-DEC-12
Boron (B)-Total			<0.050		mg/L		0.05	04-DEC-12
Cadmium (Cd)-Total			<0.000017		mg/L		0.000017	04-DEC-12
Calcium (Ca)-Total			<0.20		mg/L		0.2	04-DEC-12
Chromium (Cr)-Total			<0.0010		mg/L		0.001	04-DEC-12
Cobalt (Co)-Total			<0.00050		mg/L		0.0005	04-DEC-12
Copper (Cu)-Total			<0.0010		mg/L		0.001	04-DEC-12
Iron (Fe)-Total			<0.020		mg/L		0.02	04-DEC-12
Lead (Pb)-Total			<0.0010		mg/L		0.001	04-DEC-12
Lithium (Li)-Total			<0.050		mg/L		0.05	04-DEC-12



## Quality Control Report

Workorder: L1243259

Report Date: 07-DEC-12

Page 11 of 15

Test	Matrix	Reference	Result	Qualifier	Units	RPD	Limit	Analyzed
<b>MET-T-MS-TB</b>								
	<b>Water</b>							
<b>Batch</b>	<b>R2492424</b>							
<b>WG1594839-5</b>	<b>MB</b>							
Magnesium (Mg)-Total			<0.020		mg/L		0.02	04-DEC-12
Manganese (Mn)-Total			<0.0010		mg/L		0.001	04-DEC-12
Molybdenum (Mo)-Total			<0.0010		mg/L		0.001	04-DEC-12
Nickel (Ni)-Total			<0.0020		mg/L		0.002	04-DEC-12
Potassium (K)-Total			<0.50		mg/L		0.5	04-DEC-12
Selenium (Se)-Total			<0.0010		mg/L		0.001	04-DEC-12
Silver (Ag)-Total			<0.00010		mg/L		0.0001	04-DEC-12
Sodium (Na)-Total			<0.10		mg/L		0.1	04-DEC-12
Strontium (Sr)-Total			<0.0010		mg/L		0.001	04-DEC-12
Tellurium (Te)-Total			<0.0010		mg/L		0.001	04-DEC-12
Thallium (Tl)-Total			<0.00030		mg/L		0.0003	04-DEC-12
Tin (Sn)-Total			<0.0010		mg/L		0.001	04-DEC-12
Titanium (Ti)-Total			<0.0020		mg/L		0.002	04-DEC-12
Tungsten (W)-Total			<0.010		mg/L		0.01	04-DEC-12
Uranium (U)-Total			<0.0050		mg/L		0.005	04-DEC-12
Vanadium (V)-Total			<0.0010		mg/L		0.001	04-DEC-12
Zinc (Zn)-Total			<0.0030		mg/L		0.003	04-DEC-12
Zirconium (Zr)-Total			<0.0010		mg/L		0.001	04-DEC-12
<b>NH3-COL-TB</b>								
	<b>Water</b>							
<b>Batch</b>	<b>R2489068</b>							
<b>WG1593921-7</b>	<b>DUP</b>	<b>L1243259-8</b>						
Ammonia, Total (as N)		<0.020	<0.020	RPD-NA	mg/L	N/A	20	29-NOV-12
<b>WG1593921-2</b>	<b>LCS</b>							
Ammonia, Total (as N)			93.9		%		85-115	29-NOV-12
<b>WG1593921-6</b>	<b>LCS</b>							
Ammonia, Total (as N)			94.8		%		85-115	29-NOV-12
<b>WG1593921-1</b>	<b>MB</b>							
Ammonia, Total (as N)			<0.020		mg/L		0.02	29-NOV-12
<b>WG1593921-5</b>	<b>MB</b>							
Ammonia, Total (as N)			<0.020		mg/L		0.02	29-NOV-12
<b>WG1593921-4</b>	<b>MS</b>	<b>L1242115-2</b>						
Ammonia, Total (as N)			87.1		%		75-125	29-NOV-12
<b>WG1593921-8</b>	<b>MS</b>	<b>L1243259-8</b>						
Ammonia, Total (as N)			89.8		%		75-125	29-NOV-12
<b>NO2-WT</b>	<b>Water</b>							



## Quality Control Report

Workorder: L1243259

Report Date: 07-DEC-12

Page 12 of 15

Test	Matrix	Reference	Result	Qualifier	Units	RPD	Limit	Analyzed
<b>NO2-WT</b>								
<b>Water</b>								
<b>Batch</b>	<b>R2490507</b>							
<b>WG1594689-7</b>	<b>DUP</b>	<b>L1243259-5</b>						
Nitrite-N (NO2-N)		<0.10	<0.10	RPD-NA	mg/L	N/A	25	30-NOV-12
<b>WG1594689-3</b>	<b>LCS</b>							
Nitrite-N (NO2-N)			97.4		%		70-130	30-NOV-12
<b>WG1594689-4</b>	<b>LCSD</b>	<b>WG1594689-3</b>						
Nitrite-N (NO2-N)		97.4	95		%	2.7	25	30-NOV-12
<b>WG1594689-1</b>	<b>MB</b>							
Nitrite-N (NO2-N)			<0.10		mg/L		0.1	30-NOV-12
<b>NO3-WT</b>								
<b>Water</b>								
<b>Batch</b>	<b>R2490507</b>							
<b>WG1594689-7</b>	<b>DUP</b>	<b>L1243259-5</b>						
Nitrate-N (NO3-N)		<0.10	<0.10	RPD-NA	mg/L	N/A	25	30-NOV-12
<b>WG1594689-3</b>	<b>LCS</b>							
Nitrate-N (NO3-N)			94.0		%		70-130	30-NOV-12
<b>WG1594689-4</b>	<b>LCSD</b>	<b>WG1594689-3</b>						
Nitrate-N (NO3-N)		94.0	94		%	0.5	25	30-NOV-12
<b>WG1594689-1</b>	<b>MB</b>							
Nitrate-N (NO3-N)			<0.10		mg/L		0.1	30-NOV-12
<b>OGG-TOT-WT</b>								
<b>Water</b>								
<b>Batch</b>	<b>R2492093</b>							
<b>WG1596201-2</b>	<b>LCS</b>							
Oil and Grease, Total			84.1		%		70-130	04-DEC-12
<b>WG1596201-3</b>	<b>LCSD</b>	<b>WG1596201-2</b>						
Oil and Grease, Total		84.1	83		%	1.0	40	04-DEC-12
<b>WG1596201-1</b>	<b>MB</b>							
Oil and Grease, Total			<2.0		mg/L		2	04-DEC-12
<b>Batch</b>	<b>R2492995</b>							
<b>WG1595995-2</b>	<b>LCS</b>							
Oil and Grease, Total			94.3		%		70-130	03-DEC-12
<b>WG1595995-3</b>	<b>LCSD</b>	<b>WG1595995-2</b>						
Oil and Grease, Total		94.3	97		%	2.7	40	03-DEC-12
<b>WG1595995-1</b>	<b>MB</b>							
Oil and Grease, Total			<2.0		mg/L		2	03-DEC-12
<b>P-T-COL-TB</b>								
<b>Water</b>								
<b>Batch</b>	<b>R2490173</b>							
<b>WG1594322-7</b>	<b>DUP</b>	<b>L1243259-6</b>						
Phosphorus (P)-Total		0.0061	<0.0050	RPD-NA	mg/L	N/A	20	30-NOV-12
<b>WG1594322-2</b>	<b>LCS</b>							

## Quality Control Report

Workorder: L1243259

Report Date: 07-DEC-12

Page 13 of 15

Test	Matrix	Reference	Result	Qualifier	Units	RPD	Limit	Analyzed
<b>P-T-COL-TB</b>		<b>Water</b>						
Batch	R2490173							
<b>WG1594322-2</b>	<b>LCS</b>							
Phosphorus (P)-Total			97.4		%		80-120	30-NOV-12
<b>WG1594322-6</b>	<b>LCS</b>							
Phosphorus (P)-Total			98.1		%		80-120	30-NOV-12
<b>WG1594322-1</b>	<b>MB</b>							
Phosphorus (P)-Total			<0.0050		mg/L		0.005	30-NOV-12
<b>WG1594322-5</b>	<b>MB</b>							
Phosphorus (P)-Total			<0.0050		mg/L		0.005	30-NOV-12
<b>WG1594322-4</b>	<b>MS</b>	<b>L1242081-1</b>						
Phosphorus (P)-Total			85.2		%		70-130	30-NOV-12
<b>WG1594322-8</b>	<b>MS</b>	<b>L1243259-6</b>						
Phosphorus (P)-Total			88.4		%		70-130	30-NOV-12
<b>PH-CAP-TB</b>		<b>Water</b>						
Batch	R2490844							
<b>WG1595674-2</b>	<b>LCS</b>							
pH			6.01		pH		5.9-6.1	30-NOV-12
Batch	R2490904							
<b>WG1594668-6</b>	<b>DUP</b>	<b>L1243259-14</b>						
pH		5.63	5.63	J	pH	0.00	0.2	29-NOV-12
<b>WG1594668-2</b>	<b>LCS</b>							
pH			6.01		pH		5.9-6.1	29-NOV-12
<b>WG1594668-5</b>	<b>LCS</b>							
pH			6.03		pH		5.9-6.1	29-NOV-12
<b>SO4-WT</b>		<b>Water</b>						
Batch	R2490507							
<b>WG1594689-7</b>	<b>DUP</b>	<b>L1243259-5</b>						
Sulphate (SO4)		2.2	2.2		mg/L	0.3	25	30-NOV-12
<b>WG1594689-3</b>	<b>LCS</b>							
Sulphate (SO4)			98.7		%		70-130	30-NOV-12
<b>WG1594689-4</b>	<b>LCSD</b>	<b>WG1594689-3</b>						
Sulphate (SO4)		98.7	98		%	0.5	25	30-NOV-12
<b>WG1594689-1</b>	<b>MB</b>							
Sulphate (SO4)			<2.0		mg/L		2	30-NOV-12
<b>SOLIDS-TOTSUS-TB</b>		<b>Water</b>						



## Quality Control Report

Workorder: L1243259

Report Date: 07-DEC-12

Page 14 of 15

Test	Matrix	Reference	Result	Qualifier	Units	RPD	Limit	Analyzed
<b>SOLIDS-TOTSUS-TB</b>	<b>Water</b>							
Batch	R2490467							
<b>WG1594966-2 LCS</b>								
Total Suspended Solids			93.2		%		85-115	30-NOV-12
<b>WG1594966-1 MB</b>								
Total Suspended Solids			<2.0		mg/L		2	30-NOV-12

# Quality Control Report

Workorder: L1243259

Report Date: 07-DEC-12

Page 15 of 15

## Legend:

---

Limit	ALS Control Limit (Data Quality Objectives)
DUP	Duplicate
RPD	Relative Percent Difference
N/A	Not Available
LCS	Laboratory Control Sample
SRM	Standard Reference Material
MS	Matrix Spike
MSD	Matrix Spike Duplicate
ADE	Average Desorption Efficiency
MB	Method Blank
IRM	Internal Reference Material
CRM	Certified Reference Material
CCV	Continuing Calibration Verification
CVS	Calibration Verification Standard
LCSD	Laboratory Control Sample Duplicate

## Sample Parameter Qualifier Definitions:

---

Qualifier	Description
J	Duplicate results and limits are expressed in terms of absolute difference.
MS-B	Matrix Spike recovery could not be accurately calculated due to high analyte background in sample.
RPD-NA	Relative Percent Difference Not Available due to result(s) being less than detection limit.

---

## Hold Time Exceedances:

All test results reported with this submission were conducted within ALS recommended hold times.

ALS recommended hold times may vary by province. They are assigned to meet known provincial and/or federal government requirements. In the absence of regulatory hold times, ALS establishes recommendations based on guidelines published by the US EPA, APHA Standard Methods, or Environment Canada (where available). For more information, please contact ALS.

---

The ALS Quality Control Report is provided to ALS clients upon request. ALS includes comprehensive QC checks with every analysis to ensure our high standards of quality are met. Each QC result has a known or expected target value, which is compared against pre-determined data quality objectives to provide confidence in the accuracy of associated test results.

Please note that this report may contain QC results from anonymous Sample Duplicates and Matrix Spikes that do not originate from this Work Order.



<b>Company:</b> Treasury Metals		<input type="checkbox"/> O. Reg. 153 (O. Reg 511 Amend) Table:		<b>Both questions below must answered for water samples</b>													
<b>Contact:</b> Mac Potter		<input type="checkbox"/> Yes <input type="checkbox"/> No		Are any samples taken from a regulated DW System? <input type="checkbox"/> Yes <input checked="" type="checkbox"/> No													
<b>Address:</b> 899 Tree Nursery Rd		Record of Site Condition <input type="checkbox"/> Yes <input type="checkbox"/> No		If yes, an authorized DW COC must be used.													
Wabigoon ON POV 2W0		PWQO: <input checked="" type="checkbox"/> MISA <input type="checkbox"/> MMER <input type="checkbox"/> CCME <input type="checkbox"/>		Is the water sampled Intended for human consumption? <input type="checkbox"/> Yes <input checked="" type="checkbox"/> No													
<b>Phone:</b> 807-938-6961 <b>Fax:</b>		<b>Guideline Required:</b>		<b>Analysis Request</b>													
<b>Email:</b> mac@treasurymetals.com		TCLP Regulation 558 <input type="checkbox"/> Other:		Please indicate below Filtered, Preserved or both (F, P, F/P)													
<b>Project:</b> Job M0906A01 <b>PO:</b> M0210-P0115		<b>Service Requested</b>		Alk, pH Conductivity	Cl, NO2, NO3, SO4	Acidity, TSS	Total Cyanide	WAD Cyanide	CN-FREE-COL-VA	Ammonia, Total Phosphorus	OGG	Total Metals +Hg	Dissolved Metals + Hg	Hardness	Number of Containers		
<b>Quote #</b> Q32690 <b>LSD Goliath Project</b>		<input checked="" type="checkbox"/> Regular TAT (7 Days)															
<b>Invoice To:</b>		<input type="checkbox"/> Priority TAT 50% Surcharge (3-5 Days)															
<b>Company:</b>		<input type="checkbox"/> Emergency TAT 100% Surcharge (1-2 Days)															
<b>Contact:</b>		<b>Specify Date Required:</b>															
<b>Address:</b>		All TAT quoted material is in business days which exclude statutory holidays and weekends. Samples received past 3:00pm or Saturday/Sunday begin the next day.															
<b>Email:</b>																	
<b>Account Manager:</b> Karen R.		<b>Sampler:</b> Mac Potter															
<b>Sample #</b>	<b>Sample Identification</b> (This description will appear on the report)	<b>Date</b>	<b>Time</b>	<b>Sample Type</b>													
1	Travel Blank	—	—	Water	X	X	X	X	X	X	X	X	X	X	X	X	9
2	Field Blank	27/11/12	1:00		X	X	X	X	X	X	X	X	X	X	X	X	1
3	Duplicate				X	X	X	X	X	X	X	X	X	X	X	X	1
4	TL1a				X	X	X	X	X	X	X	X	X	X	X	X	1
5	TL3				X	X	X	X	X	X	X	X	X	X	X	X	1
6	SW1				X	X	X	X	X	X	X	X	X	X	X	X	1
7	SW2 * See note				X	X	X	X	X	X	X	X	X	X	X	X	8
8	SW3				X	X	X	X	X	X	X	X	X	X	X	X	9
9	SW7				X	X	X	X	X	X	X	X	X	X	X	X	1
10	SW8				X	X	X	X	X	X	X	X	X	X	X	X	1
11	SW10				X	X	X	X	X	X	X	X	X	X	X	X	1

**Special Instructions // Comments**

\* No nutrient bottle, lost under ice

SEEST

<b>SHIPMENT RELEASE (client use)</b>		<b>SHIPMENT RECEPTION (lab use only)</b>				<b>SHIPMENT VERIFICATION (lab use only)</b>			
<b>Released by:</b> <i>MM</i>	<b>Date &amp; Time:</b> Nov 28, 2012 12:00 PM	<b>Received by:</b> <i>Colly</i>	<b>Date &amp; Time:</b> 29-NOV-12 9:00	<b>Temp:</b> 1.6	<b>Cooling Initiated:</b> <input checked="" type="checkbox"/> Yes <input type="checkbox"/> No	<b>Verified by:</b> <i>Walker</i>	<b>Date &amp; Time:</b> 29-NOV-12 9:45	<b>Observations:</b> Yes <input checked="" type="checkbox"/> No <input type="checkbox"/> If Yes add SIF	

**\*\* Failure to complete all portions of this form may delay analysis. \*\***TAT may vary dependant on complexity of analysis and lab workload at time of submission. Please contact the lab to confirm TATs. Any known or suspected hazards relating to a sample must be noted on the chain of custody in the comments section. By use of the form the user acknowledges and agrees with the Terms and Conditions as specified on the back page.

TEMPS #1-1.3 #2-1.6 #3-1.7 #4-2.0 #5-2.1







TREASURY METALS INC.  
ATTN: Mac Potter  
P.O. Box 789  
Dryden ON P8N 2Z4

Date Received: 20-DEC-12  
Report Date: 02-JAN-13 14:57 (MT)  
Version: FINAL

Client Phone: 807-938-6961

## Certificate of Analysis

**Lab Work Order #:** L1251708  
**Project P.O. #:** NOT SUBMITTED  
**Job Reference:** JOB M0906A01  
**C of C Numbers:**  
**Legal Site Desc:**

Tricia Sampson  
Account Manager Supervisor

[This report shall not be reproduced except in full without the written authority of the Laboratory.]

ADDRESS: 1081 Barton Street, Thunder Bay, ON P7B 5N3 Canada | Phone: +1 807 623 6463 | Fax: +1 807 623 7598  
ALS CANADA LTD Part of the ALS Group A Campbell Brothers Limited Company

## ALS ENVIRONMENTAL ANALYTICAL REPORT

	Sample ID Description Sampled Date Sampled Time Client ID	L1251708-1 WATER 18-DEC-12 13:00 FIELD BLANK	L1251708-2 WATER 18-DEC-12 13:00 TRAVEL BLANK	L1251708-3 WATER 18-DEC-12 13:00 DUPLICATE	L1251708-4 WATER 18-DEC-12 13:00 SW1	L1251708-5 WATER 18-DEC-12 13:00 SW3
Grouping	Analyte					
<b>WATER</b>						
<b>Physical Tests</b>	Conductivity (EC) (uS/cm)	<3.0	<3.0	170	170	163
	Hardness (as CaCO3) (mg/L)	<0.51	<0.51	69.4	68.2	55.8
	pH (pH)	5.54	5.48	7.24	7.29	7.03
	Total Suspended Solids (mg/L)	<2.0	<2.0	<2.0	6.0	2.3
<b>Anions and Nutrients</b>	Acidity (as CaCO3) (mg/L)	<2.0	<2.0	7.0	7.8	9.8
	Alkalinity, Total (as CaCO3) (mg/L CaCO3)	<5.0	<5.0	79.9	81.0	57.9
	Ammonia, Total (as N) (mg/L)	<0.020	<0.020	<0.020	<0.020	<0.020
	Chloride (Cl) (mg/L)	<0.10	<0.10	0.79	0.77	10.9
	Nitrate (as N) (mg/L)	<0.030	<0.030	0.180	<0.030	<0.030
	Nitrite (as N) (mg/L)	<0.020	<0.020	<0.020	<0.020	<0.020
	Phosphorus (P)-Total (mg/L)	<0.0050	<0.0050	0.0068	0.0063	0.0182
Sulfate (SO4) (mg/L)	<0.30	<0.30	2.53	2.49	2.84	
<b>Cyanides</b>	Cyanide, Weak Acid Diss (mg/L)	<0.0020	<0.0020	<0.0020	<0.0020	<0.0020
	Cyanide, Total (mg/L)	<0.0020	<0.0020	<0.0020	<0.0020	<0.0020
	Cyanide, Free (mg/L)	<0.0050	<0.0050	<0.0050	<0.0050	<0.0050
<b>Total Metals</b>	Aluminum (Al)-Total (mg/L)	<0.0050	<0.0050	0.0605	0.0584	0.0718
	Antimony (Sb)-Total (mg/L)	<0.00060	<0.00060	<0.00060	<0.00060	<0.00060
	Arsenic (As)-Total (mg/L)	<0.0010	<0.0010	<0.0010	<0.0010	<0.0010
	Barium (Ba)-Total (mg/L)	<0.010	<0.010	0.012	0.012	0.011
	Beryllium (Be)-Total (mg/L)	<0.0010	<0.0010	<0.0010	<0.0010	<0.0010
	Bismuth (Bi)-Total (mg/L)	<0.0010	<0.0010	<0.0010	<0.0010	<0.0010
	Boron (B)-Total (mg/L)	<0.050	<0.050	<0.050	<0.050	<0.050
	Cadmium (Cd)-Total (mg/L)	<0.000017	<0.000017	<0.000017	<0.000017	<0.000017
	Calcium (Ca)-Total (mg/L)	<0.20	<0.20	26.0	26.0	18.6
	Chromium (Cr)-Total (mg/L)	<0.0010	<0.0010	<0.0010	<0.0010	<0.0010
	Cobalt (Co)-Total (mg/L)	<0.00050	<0.00050	<0.00050	<0.00050	<0.00050
	Copper (Cu)-Total (mg/L)	<0.0010	<0.0010	<0.0010	<0.0010	0.0012
	Iron (Fe)-Total (mg/L)	<0.020	<0.020	0.610	0.622	0.711
	Lead (Pb)-Total (mg/L)	<0.0010	<0.0010	<0.0010	<0.0010	<0.0010
	Lithium (Li)-Total (mg/L)	<0.050	<0.050	<0.050	<0.050	<0.050
	Magnesium (Mg)-Total (mg/L)	<0.020	<0.020	3.56	3.67	3.96
	Manganese (Mn)-Total (mg/L)	<0.0010	<0.0010	0.353	0.350	0.243
	Mercury (Hg)-Total (mg/L)	<0.000010	<0.000010	<0.000010	<0.000010	<0.000010
	Molybdenum (Mo)-Total (mg/L)	<0.0010	<0.0010	<0.0010	<0.0010	<0.0010
	Nickel (Ni)-Total (mg/L)	<0.0020	<0.0020	<0.0020	<0.0020	<0.0020
Potassium (K)-Total (mg/L)	<0.50	<0.50	1.35	1.35	1.35	
Selenium (Se)-Total (mg/L)	<0.0010	<0.0010	<0.0010	<0.0010	<0.0010	

\* Please refer to the Reference Information section for an explanation of any qualifiers detected.

## ALS ENVIRONMENTAL ANALYTICAL REPORT

	Sample ID Description Sampled Date Sampled Time Client ID	L1251708-6 WATER 18-DEC-12 13:00 SW7	L1251708-7 WATER 18-DEC-12 13:00 SW8	L1251708-8 WATER 19-DEC-12 13:00 SW9	L1251708-9 WATER 18-DEC-12 13:00 SW10	L1251708-10 WATER 19-DEC-12 13:00 SW11
Grouping	Analyte					
<b>WATER</b>						
<b>Physical Tests</b>	Conductivity (EC) (uS/cm)	151	193	285	144	60.8
	Hardness (as CaCO3) (mg/L)	62.7	81.6	120	58.3	27.1
	pH (pH)	7.52	7.80	7.89	7.61	6.46
	Total Suspended Solids (mg/L)	<2.0	2.5	3.2	<2.0	88.4
<b>Anions and Nutrients</b>	Acidity (as CaCO3) (mg/L)	6.4	5.6	5.0	6.4	20.0
	Alkalinity, Total (as CaCO3) (mg/L CaCO3)	63.2	95.4	148	69.8	20.3
	Ammonia, Total (as N) (mg/L)	0.093	0.154	0.038	0.044	0.108
	Chloride (Cl) (mg/L)	0.57	0.31	0.46	0.24	1.44
	Nitrate (as N) (mg/L)	0.457	0.156	0.104	0.053	0.100
	Nitrite (as N) (mg/L)	<0.020	<0.020	<0.020	<0.020	<0.020
	Phosphorus (P)-Total (mg/L)	0.0139	0.0059	0.0108	0.0057	0.0454
	Sulfate (SO4) (mg/L)	7.28	1.50	0.39	2.17	2.29
<b>Cyanides</b>	Cyanide, Weak Acid Diss (mg/L)	<0.0020	<0.0020	<0.0020	<0.0020	<0.0020
	Cyanide, Total (mg/L)	<0.0020	<0.0020	<0.0020	<0.0020	<0.0020
	Cyanide, Free (mg/L)	<0.0050	<0.0050	<0.0050	<0.0050	<0.0050
<b>Total Metals</b>	Aluminum (Al)-Total (mg/L)	0.103	0.0249	0.0563	0.0221	0.740
	Antimony (Sb)-Total (mg/L)	<0.00060	<0.00060	<0.00060	<0.00060	<0.00060
	Arsenic (As)-Total (mg/L)	<0.0010	<0.0010	<0.0010	<0.0010	<0.0010
	Barium (Ba)-Total (mg/L)	0.012	0.021	0.025	0.011	0.011
	Beryllium (Be)-Total (mg/L)	<0.0010	<0.0010	<0.0010	<0.0010	<0.0010
	Bismuth (Bi)-Total (mg/L)	<0.0010	<0.0010	<0.0010	<0.0010	<0.0010
	Boron (B)-Total (mg/L)	<0.050	<0.050	<0.050	<0.050	<0.050
	Cadmium (Cd)-Total (mg/L)	<0.000017	<0.000017	<0.000017	<0.000017	0.000038
	Calcium (Ca)-Total (mg/L)	22.2	33.7	45.0	22.4	8.86
	Chromium (Cr)-Total (mg/L)	<0.0010	<0.0010	<0.0010	<0.0010	0.0014
	Cobalt (Co)-Total (mg/L)	<0.00050	<0.00050	<0.00050	<0.00050	0.00074
	Copper (Cu)-Total (mg/L)	0.0015	<0.0010	<0.0010	<0.0010	<0.0010
	Iron (Fe)-Total (mg/L)	0.901	0.760	0.296	0.854	2.02
	Lead (Pb)-Total (mg/L)	<0.0010	<0.0010	<0.0010	<0.0010	<0.0010
	Lithium (Li)-Total (mg/L)	<0.050	<0.050	<0.050	<0.050	<0.050
	Magnesium (Mg)-Total (mg/L)	3.93	2.71	7.06	3.04	2.13
	Manganese (Mn)-Total (mg/L)	0.0519	0.249	0.192	0.145	0.0693
	Mercury (Hg)-Total (mg/L)	<0.000010	<0.000010	<0.000010	<0.000010	<0.000010
	Molybdenum (Mo)-Total (mg/L)	<0.0010	<0.0010	<0.0010	<0.0010	<0.0010
	Nickel (Ni)-Total (mg/L)	<0.0020	<0.0020	<0.0020	<0.0020	<0.0020
	Potassium (K)-Total (mg/L)	0.98	0.62	1.69	0.66	<0.50
	Selenium (Se)-Total (mg/L)	<0.0010	<0.0010	<0.0010	<0.0010	<0.0010

\* Please refer to the Reference Information section for an explanation of any qualifiers detected.

## ALS ENVIRONMENTAL ANALYTICAL REPORT

		Sample ID	L1251708-11	L1251708-12	L1251708-13
		Description	WATER	WATER	WATER
		Sampled Date	18-DEC-12	18-DEC-12	19-DEC-12
		Sampled Time	13:00	13:00	13:00
		Client ID	TL1A	TL3	JCTA
Grouping	Analyte				
<b>WATER</b>					
<b>Physical Tests</b>	Conductivity (EC) (uS/cm)	102	165	146	
	Hardness (as CaCO3) (mg/L)	40.2	67.6	60.8	
	pH (pH)	6.76	7.49	7.30	
	Total Suspended Solids (mg/L)	5.2	16.4	2.2	
<b>Anions and Nutrients</b>	Acidity (as CaCO3) (mg/L)	10.4	6.0	8.0	
	Alkalinity, Total (as CaCO3) (mg/L CaCO3)	42.8	73.6	64.9	
	Ammonia, Total (as N) (mg/L)	0.230	0.147	0.163	
	Chloride (Cl) (mg/L)	1.56	2.55	1.83	
	Nitrate (as N) (mg/L)	0.053	0.135	0.054	
	Nitrite (as N) (mg/L)	<0.020	<0.020	<0.020	
	Phosphorus (P)-Total (mg/L)	0.0306	0.0420	0.0365	
	Sulfate (SO4) (mg/L)	1.77	3.01	2.55	
<b>Cyanides</b>	Cyanide, Weak Acid Diss (mg/L)	<0.0020	<0.0020	<0.0020	
	Cyanide, Total (mg/L)	<0.0020	<0.0020	<0.0020	
	Cyanide, Free (mg/L)	<0.0050	<0.0050	<0.0050	
<b>Total Metals</b>	Aluminum (Al)-Total (mg/L)	0.249	0.709	0.225	
	Antimony (Sb)-Total (mg/L)	<0.00060	<0.00060	<0.00060	
	Arsenic (As)-Total (mg/L)	<0.0010	<0.0010	<0.0010	
	Barium (Ba)-Total (mg/L)	0.013	0.015	0.012	
	Beryllium (Be)-Total (mg/L)	<0.0010	<0.0010	<0.0010	
	Bismuth (Bi)-Total (mg/L)	<0.0010	<0.0010	<0.0010	
	Boron (B)-Total (mg/L)	<0.050	<0.050	<0.050	
	Cadmium (Cd)-Total (mg/L)	0.000022	0.000020	<0.000017	
	Calcium (Ca)-Total (mg/L)	13.4	21.6	19.6	
	Chromium (Cr)-Total (mg/L)	<0.0010	0.0015	<0.0010	
	Cobalt (Co)-Total (mg/L)	0.00303	0.00058	0.00097	
	Copper (Cu)-Total (mg/L)	<0.0010	0.0020	<0.0010	
	Iron (Fe)-Total (mg/L)	3.91	2.80	2.85	
	Lead (Pb)-Total (mg/L)	<0.0010	<0.0010	<0.0010	
	Lithium (Li)-Total (mg/L)	<0.050	<0.050	<0.050	
	Magnesium (Mg)-Total (mg/L)	3.29	5.64	4.93	
	Manganese (Mn)-Total (mg/L)	0.930	0.135	0.597	
	Mercury (Hg)-Total (mg/L)	<0.000010	<0.000010	<0.000010	
	Molybdenum (Mo)-Total (mg/L)	<0.0010	<0.0010	<0.0010	
	Nickel (Ni)-Total (mg/L)	<0.0020	<0.0020	<0.0020	
	Potassium (K)-Total (mg/L)	0.63	1.46	1.10	
	Selenium (Se)-Total (mg/L)	<0.0010	<0.0010	<0.0010	

\* Please refer to the Reference Information section for an explanation of any qualifiers detected.

## ALS ENVIRONMENTAL ANALYTICAL REPORT

Sample ID Description Sampled Date Sampled Time Client ID		L1251708-1 WATER 18-DEC-12 13:00 FIELD BLANK	L1251708-2 WATER 18-DEC-12 13:00 TRAVEL BLANK	L1251708-3 WATER 18-DEC-12 13:00 DUPLICATE	L1251708-4 WATER 18-DEC-12 13:00 SW1	L1251708-5 WATER 18-DEC-12 13:00 SW3
Grouping	Analyte					
<b>WATER</b>						
<b>Total Metals</b>	Silver (Ag)-Total (mg/L)	<0.00010	<0.00010	<0.00010	<0.00010	<0.00010
	Sodium (Na)-Total (mg/L)	<0.10	<0.10	2.05	2.14	6.76
	Strontium (Sr)-Total (mg/L)	<0.0010	<0.0010	0.0440	0.0436	0.0396
	Tellurium (Te)-Total (mg/L)	<0.0010	<0.0010	<0.0010	<0.0010	<0.0010
	Thallium (Tl)-Total (mg/L)	<0.00030	<0.00030	<0.00030	<0.00030	<0.00030
	Tin (Sn)-Total (mg/L)	<0.0010	<0.0010	<0.0010	<0.0010	<0.0010
	Titanium (Ti)-Total (mg/L)	<0.0020	<0.0020	0.0032	0.0030	0.0027
	Tungsten (W)-Total (mg/L)	<0.010	<0.010	<0.010	<0.010	<0.010
	Uranium (U)-Total (mg/L)	<0.0050	<0.0050	<0.0050	<0.0050	<0.0050
	Vanadium (V)-Total (mg/L)	<0.0010	<0.0010	<0.0010	<0.0010	<0.0010
	Zinc (Zn)-Total (mg/L)	<0.0030	<0.0030	<0.0030	<0.0030	<0.0030
	Zirconium (Zr)-Total (mg/L)	<0.0010	<0.0010	<0.0010	<0.0010	<0.0010
<b>Dissolved Metals</b>	Aluminum (Al)-Dissolved (mg/L)	<0.0050	<0.0050	0.0096	0.0073	0.0202
	Antimony (Sb)-Dissolved (mg/L)	<0.00060	<0.00060	<0.00060	<0.00060	<0.00060
	Arsenic (As)-Dissolved (mg/L)	<0.0010	<0.0010	<0.0010	<0.0010	<0.0010
	Barium (Ba)-Dissolved (mg/L)	<0.010	<0.010	0.012	0.011	0.010
	Beryllium (Be)-Dissolved (mg/L)	<0.0010	<0.0010	<0.0010	<0.0010	<0.0010
	Bismuth (Bi)-Dissolved (mg/L)	<0.0010	<0.0010	<0.0010	<0.0010	<0.0010
	Boron (B)-Dissolved (mg/L)	<0.050	<0.050	<0.050	<0.050	<0.050
	Cadmium (Cd)-Dissolved (mg/L)	<0.000017	<0.000017	<0.000017	<0.000017	<0.000017
	Calcium (Ca)-Dissolved (mg/L)	<0.20	<0.20	22.2	21.9	16.2
	Chromium (Cr)-Dissolved (mg/L)	<0.0010	<0.0010	<0.0010	<0.0010	<0.0010
	Cobalt (Co)-Dissolved (mg/L)	<0.00050	<0.00050	<0.00050	<0.00050	<0.00050
	Copper (Cu)-Dissolved (mg/L)	<0.0010	<0.0010	<0.0010	<0.0010	<0.0010
	Iron (Fe)-Dissolved (mg/L)	<0.020	<0.020	0.233	0.233	0.420
	Lead (Pb)-Dissolved (mg/L)	<0.0010	<0.0010	<0.0010	<0.0010	<0.0010
	Lithium (Li)-Dissolved (mg/L)	<0.050	<0.050	<0.050	<0.050	<0.050
	Magnesium (Mg)-Dissolved (mg/L)	<0.020	<0.020	3.38	3.31	3.71
	Manganese (Mn)-Dissolved (mg/L)	<0.0010	<0.0010	0.330	0.315	0.214
	Mercury (Hg)-Dissolved (mg/L)	<0.000010	<0.000010	<0.000010	<0.000010	<0.000010
	Molybdenum (Mo)-Dissolved (mg/L)	<0.0010	<0.0010	<0.0010	<0.0010	<0.0010
	Nickel (Ni)-Dissolved (mg/L)	<0.0020	<0.0020	<0.0020	<0.0020	<0.0020
	Potassium (K)-Dissolved (mg/L)	<0.50	<0.50	1.31	1.28	1.33
	Selenium (Se)-Dissolved (mg/L)	<0.0010	<0.0010	<0.0010	<0.0010	<0.0010
	Silver (Ag)-Dissolved (mg/L)	<0.00010	<0.00010	<0.00010	<0.00010	<0.00010
	Sodium (Na)-Dissolved (mg/L)	<0.10	<0.10	1.96	1.90	6.26
	Strontium (Sr)-Dissolved (mg/L)	<0.0010	<0.0010	0.0408	0.0411	0.0372

\* Please refer to the Reference Information section for an explanation of any qualifiers detected.

## ALS ENVIRONMENTAL ANALYTICAL REPORT

Sample ID Description Sampled Date Sampled Time Client ID		L1251708-6 WATER 18-DEC-12 13:00 SW7	L1251708-7 WATER 18-DEC-12 13:00 SW8	L1251708-8 WATER 19-DEC-12 13:00 SW9	L1251708-9 WATER 18-DEC-12 13:00 SW10	L1251708-10 WATER 19-DEC-12 13:00 SW11
Grouping	Analyte					
<b>WATER</b>						
<b>Total Metals</b>	Silver (Ag)-Total (mg/L)	<0.00010	<0.00010	<0.00010	<0.00010	<0.00010
	Sodium (Na)-Total (mg/L)	1.99	1.44	3.38	1.77	1.70
	Strontium (Sr)-Total (mg/L)	0.0417	0.0422	0.0687	0.0346	0.0192
	Tellurium (Te)-Total (mg/L)	<0.0010	<0.0010	<0.0010	<0.0010	<0.0010
	Thallium (Tl)-Total (mg/L)	<0.00030	<0.00030	<0.00030	<0.00030	<0.00030
	Tin (Sn)-Total (mg/L)	<0.0010	<0.0010	<0.0010	<0.0010	<0.0010
	Titanium (Ti)-Total (mg/L)	0.0042	<0.0020	0.0026	<0.0020	0.0266
	Tungsten (W)-Total (mg/L)	<0.010	<0.010	<0.010	<0.010	<0.010
	Uranium (U)-Total (mg/L)	<0.0050	<0.0050	<0.0050	<0.0050	<0.0050
	Vanadium (V)-Total (mg/L)	<0.0010	<0.0010	<0.0010	<0.0010	0.0016
	Zinc (Zn)-Total (mg/L)	0.0079	<0.0030	<0.0030	<0.0030	0.0083
	Zirconium (Zr)-Total (mg/L)	<0.0010	<0.0010	<0.0010	<0.0010	<0.0010
<b>Dissolved Metals</b>	Aluminum (Al)-Dissolved (mg/L)	0.0450	<0.0050	0.0069	0.0128	0.354
	Antimony (Sb)-Dissolved (mg/L)	<0.00060	<0.00060	<0.00060	<0.00060	<0.00060
	Arsenic (As)-Dissolved (mg/L)	<0.0010	<0.0010	<0.0010	<0.0010	<0.0010
	Barium (Ba)-Dissolved (mg/L)	0.011	0.019	0.022	0.011	<0.010
	Beryllium (Be)-Dissolved (mg/L)	<0.0010	<0.0010	<0.0010	<0.0010	<0.0010
	Bismuth (Bi)-Dissolved (mg/L)	<0.0010	<0.0010	<0.0010	<0.0010	<0.0010
	Boron (B)-Dissolved (mg/L)	<0.050	<0.050	<0.050	<0.050	<0.050
	Cadmium (Cd)-Dissolved (mg/L)	<0.000017	<0.000017	<0.000017	<0.000017	0.000030
	Calcium (Ca)-Dissolved (mg/L)	19.1	28.5	37.6	18.7	7.62
	Chromium (Cr)-Dissolved (mg/L)	<0.0010	<0.0010	<0.0010	<0.0010	<0.0010
	Cobalt (Co)-Dissolved (mg/L)	<0.00050	<0.00050	<0.00050	<0.00050	0.00059
	Copper (Cu)-Dissolved (mg/L)	0.0010	<0.0010	<0.0010	<0.0010	<0.0010
	Iron (Fe)-Dissolved (mg/L)	0.614	0.046	0.073	0.451	1.54
	Lead (Pb)-Dissolved (mg/L)	<0.0010	<0.0010	<0.0010	<0.0010	<0.0010
	Lithium (Li)-Dissolved (mg/L)	<0.050	<0.050	<0.050	<0.050	<0.050
	Magnesium (Mg)-Dissolved (mg/L)	3.66	2.52	6.43	2.82	1.95
	Manganese (Mn)-Dissolved (mg/L)	0.0469	0.218	0.150	0.128	0.0627
	Mercury (Hg)-Dissolved (mg/L)	<0.000010	<0.000010	<0.000010	<0.000010	<0.000010
	Molybdenum (Mo)-Dissolved (mg/L)	<0.0010	<0.0010	<0.0010	<0.0010	<0.0010
	Nickel (Ni)-Dissolved (mg/L)	<0.0020	<0.0020	<0.0020	<0.0020	<0.0020
	Potassium (K)-Dissolved (mg/L)	0.94	0.60	1.61	0.64	<0.50
	Selenium (Se)-Dissolved (mg/L)	<0.0010	<0.0010	<0.0010	<0.0010	<0.0010
	Silver (Ag)-Dissolved (mg/L)	<0.00010	<0.00010	<0.00010	<0.00010	<0.00010
	Sodium (Na)-Dissolved (mg/L)	1.87	1.32	3.00	1.56	1.57
	Strontium (Sr)-Dissolved (mg/L)	0.0407	0.0395	0.0629	0.0319	0.0173

\* Please refer to the Reference Information section for an explanation of any qualifiers detected.

# ALS ENVIRONMENTAL ANALYTICAL REPORT

		Sample ID	L1251708-11	L1251708-12	L1251708-13
		Description	WATER	WATER	WATER
		Sampled Date	18-DEC-12	18-DEC-12	19-DEC-12
		Sampled Time	13:00	13:00	13:00
		Client ID	TL1A	TL3	JCTA
Grouping	Analyte				
<b>WATER</b>					
<b>Total Metals</b>	Silver (Ag)-Total (mg/L)	<0.00010	<0.00010	<0.00010	
	Sodium (Na)-Total (mg/L)	1.79	2.97	2.44	
	Strontium (Sr)-Total (mg/L)	0.0301	0.0487	0.0413	
	Tellurium (Te)-Total (mg/L)	<0.0010	<0.0010	<0.0010	
	Thallium (Tl)-Total (mg/L)	<0.00030	<0.00030	<0.00030	
	Tin (Sn)-Total (mg/L)	<0.0010	<0.0010	<0.0010	
	Titanium (Ti)-Total (mg/L)	0.0088	0.0306	0.0086	
	Tungsten (W)-Total (mg/L)	<0.010	<0.010	<0.010	
	Uranium (U)-Total (mg/L)	<0.0050	<0.0050	<0.0050	
	Vanadium (V)-Total (mg/L)	0.0015	0.0019	0.0012	
	Zinc (Zn)-Total (mg/L)	0.0062	0.0079	0.0043	
	Zirconium (Zr)-Total (mg/L)	<0.0010	<0.0010	<0.0010	
<b>Dissolved Metals</b>	Aluminum (Al)-Dissolved (mg/L)	0.0950	0.0461	0.0706	
	Antimony (Sb)-Dissolved (mg/L)	<0.00060	<0.00060	<0.00060	
	Arsenic (As)-Dissolved (mg/L)	<0.0010	<0.0010	<0.0010	
	Barium (Ba)-Dissolved (mg/L)	0.011	0.011	0.010	
	Beryllium (Be)-Dissolved (mg/L)	<0.0010	<0.0010	<0.0010	
	Bismuth (Bi)-Dissolved (mg/L)	<0.0010	<0.0010	<0.0010	
	Boron (B)-Dissolved (mg/L)	<0.050	<0.050	<0.050	
	Cadmium (Cd)-Dissolved (mg/L)	<0.000017	<0.000017	<0.000017	
	Calcium (Ca)-Dissolved (mg/L)	11.1	18.4	16.6	
	Chromium (Cr)-Dissolved (mg/L)	<0.0010	<0.0010	<0.0010	
	Cobalt (Co)-Dissolved (mg/L)	0.00296	<0.00050	0.00087	
	Copper (Cu)-Dissolved (mg/L)	<0.0010	<0.0010	<0.0010	
	Iron (Fe)-Dissolved (mg/L)	2.51	1.33	1.81	
	Lead (Pb)-Dissolved (mg/L)	<0.0010	<0.0010	<0.0010	
	Lithium (Li)-Dissolved (mg/L)	<0.050	<0.050	<0.050	
	Magnesium (Mg)-Dissolved (mg/L)	3.05	5.25	4.68	
	Manganese (Mn)-Dissolved (mg/L)	0.848	0.108	0.546	
	Mercury (Hg)-Dissolved (mg/L)	<0.000010	<0.000010	<0.000010	
	Molybdenum (Mo)-Dissolved (mg/L)	<0.0010	<0.0010	<0.0010	
	Nickel (Ni)-Dissolved (mg/L)	<0.0020	<0.0020	<0.0020	
	Potassium (K)-Dissolved (mg/L)	0.66	1.32	1.08	
	Selenium (Se)-Dissolved (mg/L)	<0.0010	<0.0010	<0.0010	
	Silver (Ag)-Dissolved (mg/L)	<0.00010	<0.00010	<0.00010	
	Sodium (Na)-Dissolved (mg/L)	1.75	2.75	2.39	
	Strontium (Sr)-Dissolved (mg/L)	0.0275	0.0486	0.0395	

\* Please refer to the Reference Information section for an explanation of any qualifiers detected.



## ALS ENVIRONMENTAL ANALYTICAL REPORT

		Sample ID	L1251708-1	L1251708-2	L1251708-3	L1251708-4	L1251708-5
		Description	WATER	WATER	WATER	WATER	WATER
		Sampled Date	18-DEC-12	18-DEC-12	18-DEC-12	18-DEC-12	18-DEC-12
		Sampled Time	13:00	13:00	13:00	13:00	13:00
		Client ID	FIELD BLANK	TRAVEL BLANK	DUPLICATE	SW1	SW3
Grouping	Analyte						
<b>WATER</b>							
<b>Dissolved Metals</b>	Tellurium (Te)-Dissolved (mg/L)		<0.0010	<0.0010	<0.0010	<0.0010	<0.0010
	Thallium (Tl)-Dissolved (mg/L)		<0.00030	<0.00030	<0.00030	<0.00030	<0.00030
	Tin (Sn)-Dissolved (mg/L)		<0.0010	<0.0010	<0.0010	<0.0010	<0.0010
	Titanium (Ti)-Dissolved (mg/L)		<0.0020	<0.0020	<0.0020	<0.0020	<0.0020
	Tungsten (W)-Dissolved (mg/L)		<0.010	<0.010	<0.010	<0.010	<0.010
	Uranium (U)-Dissolved (mg/L)		<0.0050	<0.0050	<0.0050	<0.0050	<0.0050
	Vanadium (V)-Dissolved (mg/L)		<0.0010	<0.0010	<0.0010	<0.0010	<0.0010
	Zinc (Zn)-Dissolved (mg/L)		<0.0030	<0.0030	0.0032	<0.0030	<0.0030
	Zirconium (Zr)-Dissolved (mg/L)		<0.0010	<0.0010	<0.0010	<0.0010	<0.0010
<b>Aggregate Organics</b>	Oil and Grease, Total (mg/L)		<2.0	<2.0	<2.0	<2.0	<2.0

\* Please refer to the Reference Information section for an explanation of any qualifiers detected.

## ALS ENVIRONMENTAL ANALYTICAL REPORT

Sample ID	Description	Sampled Date	Sampled Time	Client ID	L1251708-6	L1251708-7	L1251708-8	L1251708-9	L1251708-10
					WATER	WATER	WATER	WATER	WATER
		18-DEC-12	13:00		18-DEC-12	18-DEC-12	19-DEC-12	18-DEC-12	19-DEC-12
					13:00	13:00	13:00	13:00	13:00
					SW7	SW8	SW9	SW10	SW11
Grouping	Analyte								
<b>WATER</b>									
<b>Dissolved Metals</b>	Tellurium (Te)-Dissolved (mg/L)	<0.0010	<0.0010	<0.0010	<0.0010	<0.0010	<0.0010	<0.0010	<0.0010
	Thallium (Tl)-Dissolved (mg/L)	<0.00030	<0.00030	<0.00030	<0.00030	<0.00030	<0.00030	<0.00030	<0.00030
	Tin (Sn)-Dissolved (mg/L)	<0.0010	<0.0010	<0.0010	<0.0010	<0.0010	<0.0010	<0.0010	<0.0010
	Titanium (Ti)-Dissolved (mg/L)	<0.0020	<0.0020	<0.0020	<0.0020	<0.0020	<0.0020	<0.0020	0.0102
	Tungsten (W)-Dissolved (mg/L)	<0.010	<0.010	<0.010	<0.010	<0.010	<0.010	<0.010	<0.010
	Uranium (U)-Dissolved (mg/L)	<0.0050	<0.0050	<0.0050	<0.0050	<0.0050	<0.0050	<0.0050	<0.0050
	Vanadium (V)-Dissolved (mg/L)	<0.0010	<0.0010	<0.0010	<0.0010	<0.0010	<0.0010	<0.0010	<0.0010
	Zinc (Zn)-Dissolved (mg/L)	0.0053	<0.0030	<0.0030	<0.0030	<0.0030	<0.0030	<0.0030	0.0048
	Zirconium (Zr)-Dissolved (mg/L)	<0.0010	<0.0010	<0.0010	<0.0010	<0.0010	<0.0010	<0.0010	<0.0010
<b>Aggregate Organics</b>	Oil and Grease, Total (mg/L)	<2.0	<2.0	<2.0	<2.0	<2.0	<2.0	<2.0	<2.0

\* Please refer to the Reference Information section for an explanation of any qualifiers detected.

# ALS ENVIRONMENTAL ANALYTICAL REPORT

	Sample ID	L1251708-11	L1251708-12	L1251708-13		
	Description	WATER	WATER	WATER		
	Sampled Date	18-DEC-12	18-DEC-12	19-DEC-12		
	Sampled Time	13:00	13:00	13:00		
	Client ID	TL1A	TL3	JCTA		
Grouping	Analyte					
<b>WATER</b>						
<b>Dissolved Metals</b>	Tellurium (Te)-Dissolved (mg/L)	<0.0010	<0.0010	<0.0010		
	Thallium (Tl)-Dissolved (mg/L)	<0.00030	<0.00030	<0.00030		
	Tin (Sn)-Dissolved (mg/L)	<0.0010	<0.0010	<0.0010		
	Titanium (Ti)-Dissolved (mg/L)	0.0032	0.0021	0.0026		
	Tungsten (W)-Dissolved (mg/L)	<0.010	<0.010	<0.010		
	Uranium (U)-Dissolved (mg/L)	<0.0050	<0.0050	<0.0050		
	Vanadium (V)-Dissolved (mg/L)	<0.0010	<0.0010	<0.0010		
	Zinc (Zn)-Dissolved (mg/L)	0.0054	0.0031	<0.0030		
	Zirconium (Zr)-Dissolved (mg/L)	<0.0010	<0.0010	<0.0010		
<b>Aggregate Organics</b>	Oil and Grease, Total (mg/L)	<2.0	<2.0	<2.0		

\* Please refer to the Reference Information section for an explanation of any qualifiers detected.

## Reference Information

### QC Samples with Qualifiers & Comments:

QC Type Description	Parameter	Qualifier	Applies to Sample Number(s)
Matrix Spike	Ammonia, Total (as N)	MS-B	L1251708-1, -10, -11, -12, -13, -2, -3, -4, -5, -6, -7, -8, -9

### Qualifiers for Individual Parameters Listed:

Qualifier	Description
MS-B	Matrix Spike recovery could not be accurately calculated due to high analyte background in sample.

### Test Method References:

ALS Test Code	Matrix	Test Description	Method Reference**
<b>ACIDITY-TB</b>	Water	Acidity (as CaCO <sub>3</sub> )	APHA 2310 B-POTENTIOMETRIC TITRATION
Aqueous matrices are analyzed by potentiometry. Acidity reported includes acidity caused by hydrolyzable metals present in the sample.			
<b>ALK-TOT-CAP-TB</b>	Water	Alkalinity, Total (as CaCO <sub>3</sub> )	APHA 2320 B-Auto-Pot. Titration
<b>CL-IC-TB</b>	Water	Anions by Ion Chromatography	EPA 300.1 (modified)
Anions in aqueous matrices are analyzed using ion chromatography with conductivity and/or UV absorbance detectors.			
<b>CN-FREE-CFA-VA</b>	Water	Free Cyanide in water by CFA	ASTM 7237
This analysis is carried out using procedures adapted from ASTM Method 7237 "Free Cyanide with Flow Injection Analysis (FIA) Utilizing Gas Diffusion Separation and Amperometric Detection". Free cyanide is determined by in-line gas diffusion at pH 6 with final determination by colourimetric analysis.			
<b>CN-TOT-WT</b>	Water	Cyanide, Total	APHA 4500CN C E-STRONG ACID DIST COLORIM
Total cyanide is determined by the combination of UV digestion and distillation. Cyanide is converted to cyanogen chloride by reacting with chloramine-T, the cyanogen chloride then reacts with a combination of barbituric acid and isonicotinic acid to form a highly colored complex.			
When using this method, high levels of thiocyanate in samples can cause false positives at ~1-2% of the thiocyanate concentration. For samples with detectable cyanide analyzed by this method, ALS recommends analysis for thiocyanate to check for this potential interference			
<b>CN-WAD-WT</b>	Water	Cyanide, Weak Acid Diss	APHA 4500CN I-Weak acid Dist Colorimet
Weak acid dissociable cyanide (WAD) is determined by undergoing a distillation procedure. Cyanide is converted to cyanogen chloride by reacting with chloramine-T, the cyanogen chloride then reacts with a combination of barbituric acid and isonicotinic acid to form a highly colored complex.			
<b>EC-CAP-TB</b>	Water	Conductivity (EC)	APHA 2510 B-ELECTRODE
This analysis is carried out using procedures adapted from APHA Method 2510 "Conductivity". Conductivity is determined using a conductivity electrode.			
<b>HARDNESS-CALC-TB</b>	Water	Hardness (as CaCO <sub>3</sub> )	CALCULATION
<b>HG-D-CVAF-TB</b>	Water	Dissolved Mercury in Water by CVAFS	Modified from EPA1631 E
<b>HG-T-CVAF-TB</b>	Water	Total Mercury in Water by CVAFS	Modified from EPA1631 E
<b>MET-D-MS-TB</b>	Water	Dissolved Metals by ICPMS	APHA 3030B/EPA 6020A
This analysis involves filtration (APHA 3030B) and analysis by inductively coupled plasma - mass spectrometry (EPA Method 6020A).			
<b>MET-T-MS-TB</b>	Water	Total Metals by ICPMS	APHA 3030E/EPA 6020A
This analysis involves preliminary sample treatment by hotblock acid digestion (APHA 3030E). Instrumental analysis is by inductively coupled plasma - mass spectrometry (EPA Method 6020A).			
<b>NH3-COL-TB</b>	Water	Ammonia by Discrete Analyzer	APHA 4500-NH3 G. (modified)
Ammonia in aqueous matrices is analyzed using discrete analyzer with colourimetric detection.			
<b>NO2-IC-TB</b>	Water	Anions by Ion Chromatography	EPA 300.1 (modified)
Anions in aqueous matrices are analyzed using ion chromatography with conductivity and/or UV absorbance detectors.			
<b>NO3-IC-TB</b>	Water	Anions by Ion Chromatography	EPA 300.1 (modified)
Anions in aqueous matrices are analyzed using ion chromatography with conductivity and/or UV absorbance detectors.			
<b>OGG-TOT-WT</b>	Water	Oil and Grease, Total	APHA 5520 B
Sample is extracted with hexane, extract is then evaporated and the residue is weighed to determine total oil and grease.			
<b>P-T-COL-TB</b>	Water	Total Phosphorus by Discrete Analyzer	APHA 4500-P B, F, G (modified)
Phosphorus in aqueous matrices is analyzed using discrete Analyzer with colourimetric detection.			
<b>PH-CAP-TB</b>	Water	pH	APHA 4500-H-ELECTRODE
<b>SO4-IC-TB</b>	Water	Anions by Ion Chromatography	EPA 300.1 (modified)

## Reference Information

Anions in aqueous matrices are analyzed using ion chromatography with conductivity and/or UV absorbance detectors.

**SOLIDS-TOTSUS-TB**      Water      Total Suspended Solids      APHA 2540 D (modified)  
Aqueous matrices are analyzed using gravimetry

---

\*\* ALS test methods may incorporate modifications from specified reference methods to improve performance.

---

*The last two letters of the above test code(s) indicate the laboratory that performed analytical analysis for that test. Refer to the list below:*

---

Laboratory Definition Code	Laboratory Location
TB	ALS ENVIRONMENTAL - THUNDER BAY, ONTARIO, CANADA
WT	ALS ENVIRONMENTAL - WATERLOO, ONTARIO, CANADA
VA	ALS ENVIRONMENTAL - VANCOUVER, BRITISH COLUMBIA, CANADA

---

### Chain of Custody Numbers:

---

#### GLOSSARY OF REPORT TERMS

*Surrogate - A compound that is similar in behaviour to target analyte(s), but that does not occur naturally in environmental samples. For applicable tests, surrogates are added to samples prior to analysis as a check on recovery.*

*mg/kg - milligrams per kilogram based on dry weight of sample.*

*mg/kg wwt - milligrams per kilogram based on wet weight of sample.*

*mg/kg lwt - milligrams per kilogram based on lipid-adjusted weight of sample.*

*mg/L - milligrams per litre.*

*< - Less than.*

*D.L. - The reported Detection Limit, also known as the Limit of Reporting (LOR).*

*N/A - Result not available. Refer to qualifier code and definition for explanation.*

*Test results reported relate only to the samples as received by the laboratory.*

*UNLESS OTHERWISE STATED, ALL SAMPLES WERE RECEIVED IN ACCEPTABLE CONDITION.*

*Analytical results in unsigned test reports with the DRAFT watermark are subject to change, pending final QC review.*



## Quality Control Report

Workorder: L1251708

Report Date: 02-JAN-13

Page 1 of 18

Client: TREASURY METALS INC.  
 P.O. Box 789  
 Dryden ON P8N 2Z4  
 Contact: Mac Potter

Test	Matrix	Reference	Result	Qualifier	Units	RPD	Limit	Analyzed
<b>ACIDITY-TB</b>		<b>Water</b>						
Batch	R2502117							
<b>WG1605954-2</b>	<b>LCS</b>							
Acidity (as CaCO3)			100.0		%		85-115	21-DEC-12
<b>WG1605954-1</b>	<b>MB</b>							
Acidity (as CaCO3)			<2.0		mg/L		2	21-DEC-12
Batch	R2502251							
<b>WG1606497-2</b>	<b>LCS</b>							
Acidity (as CaCO3)			100.4		%		85-115	22-DEC-12
<b>WG1606497-1</b>	<b>MB</b>							
Acidity (as CaCO3)			<2.0		mg/L		2	22-DEC-12
<b>ALK-TOT-CAP-TB</b>		<b>Water</b>						
Batch	R2502476							
<b>WG1606641-3</b>	<b>DUP</b>	<b>L1251708-13</b>						
Alkalinity, Total (as CaCO3)		64.9	65.3		mg/L CaCO3	0.7	20	21-DEC-12
<b>WG1606641-2</b>	<b>LCS</b>							
Alkalinity, Total (as CaCO3)			90.2		%		85-115	21-DEC-12
<b>WG1606641-1</b>	<b>MB</b>							
Alkalinity, Total (as CaCO3)			<5.0		mg/L CaCO3		5	21-DEC-12
<b>CL-IC-TB</b>		<b>Water</b>						
Batch	R2502427							
<b>WG1606667-3</b>	<b>DUP</b>	<b>L1251708-13</b>						
Chloride (Cl)		1.83	1.83		mg/L	0.1	20	21-DEC-12
<b>WG1606667-2</b>	<b>LCS</b>							
Chloride (Cl)			100.6		%		90-110	21-DEC-12
<b>WG1606667-1</b>	<b>MB</b>							
Chloride (Cl)			<0.10		mg/L		0.1	21-DEC-12
<b>WG1606667-4</b>	<b>MS</b>	<b>L1251708-13</b>						
Chloride (Cl)			97.4		%		75-125	21-DEC-12
<b>CN-FREE-CFA-VA</b>		<b>Water</b>						
Batch	R2503452							
<b>WG1607329-14</b>	<b>DUP</b>	<b>L1251708-13</b>						
Cyanide, Free		<0.0050	<0.0050	RPD-NA	mg/L	N/A	20	27-DEC-12
<b>WG1607329-10</b>	<b>LCS</b>							
Cyanide, Free			101.1		%		80-120	27-DEC-12
<b>WG1607329-12</b>	<b>LCS</b>							
Cyanide, Free			103.7		%		80-120	27-DEC-12
<b>WG1607329-2</b>	<b>LCS</b>							
Cyanide, Free			100.7		%		80-120	27-DEC-12
<b>WG1607329-4</b>	<b>LCS</b>							



## Quality Control Report

Workorder: L1251708

Report Date: 02-JAN-13

Page 2 of 18

Test	Matrix	Reference	Result	Qualifier	Units	RPD	Limit	Analyzed
<b>CN-FREE-CFA-VA</b>								
	<b>Water</b>							
<b>Batch</b>	<b>R2503452</b>							
<b>WG1607329-4</b>	<b>LCS</b>							
Cyanide, Free			100.7		%		80-120	27-DEC-12
<b>WG1607329-6</b>	<b>LCS</b>							
Cyanide, Free			101.0		%		80-120	27-DEC-12
<b>WG1607329-8</b>	<b>LCS</b>							
Cyanide, Free			100.4		%		80-120	27-DEC-12
<b>WG1607329-1</b>	<b>MB</b>							
Cyanide, Free			<0.0050		mg/L		0.005	27-DEC-12
<b>WG1607329-11</b>	<b>MB</b>							
Cyanide, Free			<0.0050		mg/L		0.005	27-DEC-12
<b>WG1607329-3</b>	<b>MB</b>							
Cyanide, Free			<0.0050		mg/L		0.005	27-DEC-12
<b>WG1607329-5</b>	<b>MB</b>							
Cyanide, Free			<0.0050		mg/L		0.005	27-DEC-12
<b>WG1607329-7</b>	<b>MB</b>							
Cyanide, Free			<0.0050		mg/L		0.005	27-DEC-12
<b>WG1607329-9</b>	<b>MB</b>							
Cyanide, Free			<0.0050		mg/L		0.005	27-DEC-12
<b>Batch</b>	<b>R2504080</b>							
<b>WG1607705-5</b>	<b>DUP</b>	<b>L1251708-4</b>						
Cyanide, Free		<0.0050	<0.0050	RPD-NA	mg/L	N/A	20	28-DEC-12
<b>WG1607705-10</b>	<b>LCS</b>							
Cyanide, Free			101.8		%		80-120	28-DEC-12
<b>WG1607705-2</b>	<b>LCS</b>							
Cyanide, Free			101.0		%		80-120	28-DEC-12
<b>WG1607705-4</b>	<b>LCS</b>							
Cyanide, Free			101.0		%		80-120	28-DEC-12
<b>WG1607705-1</b>	<b>MB</b>							
Cyanide, Free			<0.0050		mg/L		0.005	28-DEC-12
<b>WG1607705-3</b>	<b>MB</b>							
Cyanide, Free			<0.0050		mg/L		0.005	28-DEC-12
<b>WG1607705-9</b>	<b>MB</b>							
Cyanide, Free			<0.0050		mg/L		0.005	28-DEC-12
<b>WG1607705-6</b>	<b>MS</b>	<b>L1251708-4</b>						
Cyanide, Free			97.9		%		70-130	28-DEC-12
<b>CN-TOT-WT</b>	<b>Water</b>							



## Quality Control Report

Workorder: L1251708

Report Date: 02-JAN-13

Page 3 of 18

Test	Matrix	Reference	Result	Qualifier	Units	RPD	Limit	Analyzed
<b>CN-TOT-WT</b>		<b>Water</b>						
Batch	R2504049							
<b>WG1608218-4</b>	<b>CVS</b>							
Cyanide, Total			98.5		%		85-115	31-DEC-12
<b>WG1608218-2</b>	<b>DUP</b>	<b>L1251708-1</b>						
Cyanide, Total		<0.0020	<0.0020	RPD-NA	mg/L	N/A	20	31-DEC-12
<b>WG1608218-3</b>	<b>LCS</b>							
Cyanide, Total			111.5		%		80-120	31-DEC-12
<b>WG1608218-1</b>	<b>MB</b>							
Cyanide, Total			<0.0020		mg/L		0.002	31-DEC-12
<b>CN-WAD-WT</b>		<b>Water</b>						
Batch	R2503276							
<b>WG1607483-4</b>	<b>CVS</b>							
Cyanide, Weak Acid Diss			114.5		%		85-115	28-DEC-12
<b>WG1607483-2</b>	<b>DUP</b>	<b>L1251708-1</b>						
Cyanide, Weak Acid Diss		<0.0020	<0.0020	RPD-NA	mg/L	N/A	20	28-DEC-12
<b>WG1607483-3</b>	<b>LCS</b>							
Cyanide, Weak Acid Diss			108.2		%		80-120	28-DEC-12
<b>WG1607483-1</b>	<b>MB</b>							
Cyanide, Weak Acid Diss			<0.0020		mg/L		0.002	28-DEC-12
<b>WG1607483-5</b>	<b>MS</b>	<b>L1251708-1</b>						
Cyanide, Weak Acid Diss			90.0		%		70-130	28-DEC-12
<b>EC-CAP-TB</b>		<b>Water</b>						
Batch	R2502476							
<b>WG1606641-3</b>	<b>DUP</b>	<b>L1251708-13</b>						
Conductivity (EC)		146	146		uS/cm	0.2	10	21-DEC-12
<b>WG1606641-2</b>	<b>LCS</b>							
Conductivity (EC)			106.9		%		90-110	21-DEC-12
<b>WG1606641-1</b>	<b>MB</b>							
Conductivity (EC)			<3.0		uS/cm		3	21-DEC-12
<b>HG-D-CVAF-TB</b>		<b>Water</b>						
Batch	R2501604							
<b>WG1605932-3</b>	<b>DUP</b>	<b>L1251708-13</b>						
Mercury (Hg)-Dissolved		<0.000010	<0.000010	RPD-NA	mg/L	N/A	20	21-DEC-12
<b>WG1605932-2</b>	<b>LCS</b>							
Mercury (Hg)-Dissolved			104.8		%		80-120	21-DEC-12
<b>WG1605932-1</b>	<b>MB</b>							
Mercury (Hg)-Dissolved			<0.000010		mg/L		0.00001	21-DEC-12
<b>WG1605932-4</b>	<b>MS</b>	<b>L1251708-13</b>						
Mercury (Hg)-Dissolved			100.3		%		70-130	21-DEC-12





## Quality Control Report

Workorder: L1251708

Report Date: 02-JAN-13

Page 4 of 18

Test	Matrix	Reference	Result	Qualifier	Units	RPD	Limit	Analyzed
<b>HG-T-CVAF-TB</b>								
<b>Water</b>								
<b>Batch</b>	<b>R2501592</b>							
<b>WG1605928-5</b>	<b>DUP</b>	<b>L1251708-9</b>						
Mercury (Hg)-Total		<0.000010	<0.000010	RPD-NA	mg/L	N/A	20	21-DEC-12
<b>WG1605928-2</b>	<b>LCS</b>							
Mercury (Hg)-Total			102.4		%		80-120	21-DEC-12
<b>WG1605928-8</b>	<b>LCS</b>							
Mercury (Hg)-Total			104.8		%		80-120	21-DEC-12
<b>WG1605928-1</b>	<b>MB</b>							
Mercury (Hg)-Total			<0.000010		mg/L		0.00001	21-DEC-12
<b>WG1605928-7</b>	<b>MB</b>							
Mercury (Hg)-Total			<0.000010		mg/L		0.00001	21-DEC-12
<b>WG1605928-10</b>	<b>MS</b>	<b>L1251351-5</b>						
Mercury (Hg)-Total			97.8		%		70-130	21-DEC-12
<b>WG1605928-6</b>	<b>MS</b>	<b>L1251708-9</b>						
Mercury (Hg)-Total			84.1		%		70-130	21-DEC-12
<b>MET-D-MS-TB</b>								
<b>Water</b>								
<b>Batch</b>	<b>R2503024</b>							
<b>WG1606673-7</b>	<b>DUP</b>	<b>L1251708-7</b>						
Aluminum (Al)-Dissolved		<0.0050	<0.0050	RPD-NA	mg/L	N/A	20	24-DEC-12
Antimony (Sb)-Dissolved		<0.00060	<0.00060	RPD-NA	mg/L	N/A	20	24-DEC-12
Arsenic (As)-Dissolved		<0.0010	<0.0010	RPD-NA	mg/L	N/A	20	24-DEC-12
Barium (Ba)-Dissolved		0.019	0.021		mg/L	6.2	20	24-DEC-12
Beryllium (Be)-Dissolved		<0.0010	<0.0010	RPD-NA	mg/L	N/A	20	24-DEC-12
Bismuth (Bi)-Dissolved		<0.0010	<0.0010	RPD-NA	mg/L	N/A	20	24-DEC-12
Boron (B)-Dissolved		<0.050	<0.050	RPD-NA	mg/L	N/A	20	24-DEC-12
Cadmium (Cd)-Dissolved		<0.000017	<0.000017	RPD-NA	mg/L	N/A	20	24-DEC-12
Calcium (Ca)-Dissolved		28.5	29.1		mg/L	2.0	20	24-DEC-12
Chromium (Cr)-Dissolved		<0.0010	<0.0010	RPD-NA	mg/L	N/A	20	24-DEC-12
Cobalt (Co)-Dissolved		<0.00050	<0.00050	RPD-NA	mg/L	N/A	20	24-DEC-12
Copper (Cu)-Dissolved		<0.0010	<0.0010	RPD-NA	mg/L	N/A	20	24-DEC-12
Iron (Fe)-Dissolved		0.046	0.048		mg/L	2.4	20	24-DEC-12
Lead (Pb)-Dissolved		<0.0010	<0.0010	RPD-NA	mg/L	N/A	20	24-DEC-12
Lithium (Li)-Dissolved		<0.050	<0.050	RPD-NA	mg/L	N/A	20	24-DEC-12
Magnesium (Mg)-Dissolved		2.52	2.57		mg/L	2.0	20	24-DEC-12
Manganese (Mn)-Dissolved		0.218	0.221		mg/L	1.6	20	24-DEC-12
Molybdenum (Mo)-Dissolved		<0.0010	<0.0010	RPD-NA	mg/L	N/A	20	24-DEC-12
Nickel (Ni)-Dissolved		<0.0020	<0.0020	RPD-NA	mg/L	N/A	20	24-DEC-12

## Quality Control Report

Workorder: L1251708

Report Date: 02-JAN-13

Page 5 of 18

Test	Matrix	Reference	Result	Qualifier	Units	RPD	Limit	Analyzed
<b>MET-D-MS-TB</b>								
	<b>Water</b>							
<b>Batch</b>	<b>R2503024</b>							
<b>WG1606673-7</b>	<b>DUP</b>	<b>L1251708-7</b>						
Potassium (K)-Dissolved		0.60	0.62		mg/L	2.3	20	24-DEC-12
Selenium (Se)-Dissolved		<0.0010	<0.0010	RPD-NA	mg/L	N/A	20	24-DEC-12
Silver (Ag)-Dissolved		<0.00010	<0.00010	RPD-NA	mg/L	N/A	20	24-DEC-12
Sodium (Na)-Dissolved		1.32	1.33		mg/L	0.9	20	24-DEC-12
Strontium (Sr)-Dissolved		0.0395	0.0401		mg/L	1.3	20	24-DEC-12
Tellurium (Te)-Dissolved		<0.0010	<0.0010	RPD-NA	mg/L	N/A	20	24-DEC-12
Thallium (Tl)-Dissolved		<0.00030	<0.00030	RPD-NA	mg/L	N/A	20	24-DEC-12
Tin (Sn)-Dissolved		<0.0010	<0.0010	RPD-NA	mg/L	N/A	20	24-DEC-12
Titanium (Ti)-Dissolved		<0.0020	<0.0020	RPD-NA	mg/L	N/A	20	24-DEC-12
Tungsten (W)-Dissolved		<0.010	<0.010	RPD-NA	mg/L	N/A	20	24-DEC-12
Uranium (U)-Dissolved		<0.0050	<0.0050	RPD-NA	mg/L	N/A	20	24-DEC-12
Vanadium (V)-Dissolved		<0.0010	<0.0010	RPD-NA	mg/L	N/A	20	24-DEC-12
Zinc (Zn)-Dissolved		<0.0030	<0.0030	RPD-NA	mg/L	N/A	20	24-DEC-12
Zirconium (Zr)-Dissolved		<0.0010	<0.0010	RPD-NA	mg/L	N/A	20	24-DEC-12
<b>WG1606673-2</b>	<b>LCS</b>							
Aluminum (Al)-Dissolved			82.2		%		80-120	24-DEC-12
Antimony (Sb)-Dissolved			100.3		%		80-120	24-DEC-12
Arsenic (As)-Dissolved			93.2		%		80-120	24-DEC-12
Barium (Ba)-Dissolved			95.5		%		80-120	24-DEC-12
Beryllium (Be)-Dissolved			88.9		%		80-120	24-DEC-12
Bismuth (Bi)-Dissolved			90.9		%		80-120	24-DEC-12
Boron (B)-Dissolved			84.5		%		80-120	24-DEC-12
Cadmium (Cd)-Dissolved			101.9		%		80-120	24-DEC-12
Calcium (Ca)-Dissolved			80.0		%		80-120	24-DEC-12
Chromium (Cr)-Dissolved			93.5		%		80-120	24-DEC-12
Cobalt (Co)-Dissolved			92.1		%		80-120	24-DEC-12
Copper (Cu)-Dissolved			92.2		%		80-120	24-DEC-12
Iron (Fe)-Dissolved			91.4		%		80-120	24-DEC-12
Lead (Pb)-Dissolved			94.4		%		80-120	24-DEC-12
Lithium (Li)-Dissolved			84.7		%		80-120	24-DEC-12
Magnesium (Mg)-Dissolved			84.1		%		80-120	24-DEC-12
Manganese (Mn)-Dissolved			87.3		%		80-120	24-DEC-12
Molybdenum (Mo)-Dissolved			93.1		%		80-120	24-DEC-12
Nickel (Ni)-Dissolved			92.7		%		80-120	24-DEC-12



## Quality Control Report

Workorder: L1251708

Report Date: 02-JAN-13

Page 6 of 18

Test	Matrix	Reference	Result	Qualifier	Units	RPD	Limit	Analyzed
<b>MET-D-MS-TB</b>		<b>Water</b>						
<b>Batch</b>	<b>R2503024</b>							
<b>WG1606673-2 LCS</b>								
Potassium (K)-Dissolved			92.1		%		80-120	24-DEC-12
Selenium (Se)-Dissolved			105.7		%		80-120	24-DEC-12
Silver (Ag)-Dissolved			100.6		%		80-120	24-DEC-12
Sodium (Na)-Dissolved			83.4		%		80-120	24-DEC-12
Strontium (Sr)-Dissolved			87.0		%		80-120	24-DEC-12
Tellurium (Te)-Dissolved			103.7		%		80-120	24-DEC-12
Thallium (Tl)-Dissolved			91.1		%		80-120	24-DEC-12
Tin (Sn)-Dissolved			96.8		%		80-120	24-DEC-12
Titanium (Ti)-Dissolved			96.4		%		80-120	24-DEC-12
Tungsten (W)-Dissolved			98.9		%		80-120	24-DEC-12
Uranium (U)-Dissolved			91.5		%		80-120	24-DEC-12
Vanadium (V)-Dissolved			94.4		%		80-120	24-DEC-12
Zinc (Zn)-Dissolved			93.9		%		80-120	24-DEC-12
Zirconium (Zr)-Dissolved			91.2		%		80-120	24-DEC-12
<b>WG1606673-6 LCS</b>								
Aluminum (Al)-Dissolved			86.3		%		80-120	24-DEC-12
Antimony (Sb)-Dissolved			102.7		%		80-120	24-DEC-12
Arsenic (As)-Dissolved			96.8		%		80-120	24-DEC-12
Barium (Ba)-Dissolved			99.3		%		80-120	24-DEC-12
Beryllium (Be)-Dissolved			93.5		%		80-120	24-DEC-12
Bismuth (Bi)-Dissolved			95.3		%		80-120	24-DEC-12
Boron (B)-Dissolved			94.3		%		80-120	24-DEC-12
Cadmium (Cd)-Dissolved			105.1		%		80-120	24-DEC-12
Calcium (Ca)-Dissolved			84.4		%		80-120	24-DEC-12
Chromium (Cr)-Dissolved			99.2		%		80-120	24-DEC-12
Cobalt (Co)-Dissolved			96.4		%		80-120	24-DEC-12
Copper (Cu)-Dissolved			93.7		%		80-120	24-DEC-12
Iron (Fe)-Dissolved			96.0		%		80-120	24-DEC-12
Lead (Pb)-Dissolved			97.2		%		80-120	24-DEC-12
Lithium (Li)-Dissolved			89.3		%		80-120	24-DEC-12
Magnesium (Mg)-Dissolved			91.0		%		80-120	24-DEC-12
Manganese (Mn)-Dissolved			91.0		%		80-120	24-DEC-12
Molybdenum (Mo)-Dissolved			96.6		%		80-120	24-DEC-12
Nickel (Ni)-Dissolved			95.3		%		80-120	24-DEC-12

## Quality Control Report

Workorder: L1251708

Report Date: 02-JAN-13

Page 7 of 18

Test	Matrix	Reference	Result	Qualifier	Units	RPD	Limit	Analyzed
<b>MET-D-MS-TB</b>		<b>Water</b>						
<b>Batch</b>	<b>R2503024</b>							
<b>WG1606673-6</b>		<b>LCS</b>						
Potassium (K)-Dissolved			98.3		%		80-120	24-DEC-12
Selenium (Se)-Dissolved			100.4		%		80-120	24-DEC-12
Silver (Ag)-Dissolved			102.5		%		80-120	24-DEC-12
Sodium (Na)-Dissolved			90.9		%		80-120	24-DEC-12
Strontium (Sr)-Dissolved			88.2		%		80-120	24-DEC-12
Tellurium (Te)-Dissolved			103.2		%		80-120	24-DEC-12
Thallium (Tl)-Dissolved			96.0		%		80-120	24-DEC-12
Tin (Sn)-Dissolved			100.8		%		80-120	24-DEC-12
Titanium (Ti)-Dissolved			97.4		%		80-120	24-DEC-12
Tungsten (W)-Dissolved			98.3		%		80-120	24-DEC-12
Uranium (U)-Dissolved			94.7		%		80-120	24-DEC-12
Vanadium (V)-Dissolved			101.6		%		80-120	24-DEC-12
Zinc (Zn)-Dissolved			97.2		%		80-120	24-DEC-12
Zirconium (Zr)-Dissolved			92.4		%		80-120	24-DEC-12
<b>WG1606673-1</b>		<b>MB</b>						
Aluminum (Al)-Dissolved			<0.0050		mg/L		0.005	24-DEC-12
Antimony (Sb)-Dissolved			<0.00060		mg/L		0.0006	24-DEC-12
Arsenic (As)-Dissolved			<0.0010		mg/L		0.001	24-DEC-12
Barium (Ba)-Dissolved			<0.010		mg/L		0.01	24-DEC-12
Beryllium (Be)-Dissolved			<0.0010		mg/L		0.001	24-DEC-12
Bismuth (Bi)-Dissolved			<0.0010		mg/L		0.001	24-DEC-12
Boron (B)-Dissolved			<0.050		mg/L		0.05	24-DEC-12
Cadmium (Cd)-Dissolved			<0.000017		mg/L		0.000017	24-DEC-12
Calcium (Ca)-Dissolved			<0.20		mg/L		0.2	24-DEC-12
Chromium (Cr)-Dissolved			<0.0010		mg/L		0.001	24-DEC-12
Cobalt (Co)-Dissolved			<0.00050		mg/L		0.0005	24-DEC-12
Copper (Cu)-Dissolved			<0.0010		mg/L		0.001	24-DEC-12
Iron (Fe)-Dissolved			<0.020		mg/L		0.02	24-DEC-12
Lead (Pb)-Dissolved			<0.0010		mg/L		0.001	24-DEC-12
Lithium (Li)-Dissolved			<0.050		mg/L		0.05	24-DEC-12
Magnesium (Mg)-Dissolved			<0.020		mg/L		0.02	24-DEC-12
Manganese (Mn)-Dissolved			<0.0010		mg/L		0.001	24-DEC-12
Molybdenum (Mo)-Dissolved			<0.0010		mg/L		0.001	24-DEC-12
Nickel (Ni)-Dissolved			<0.0020		mg/L		0.002	24-DEC-12



## Quality Control Report

Workorder: L1251708

Report Date: 02-JAN-13

Page 8 of 18

Test	Matrix	Reference	Result	Qualifier	Units	RPD	Limit	Analyzed
<b>MET-D-MS-TB</b>		<b>Water</b>						
<b>Batch</b>	<b>R2503024</b>							
<b>WG1606673-1 MB</b>								
Potassium (K)-Dissolved			<0.50		mg/L		0.5	24-DEC-12
Selenium (Se)-Dissolved			<0.0010		mg/L		0.001	24-DEC-12
Silver (Ag)-Dissolved			<0.00010		mg/L		0.0001	24-DEC-12
Sodium (Na)-Dissolved			<0.10		mg/L		0.1	24-DEC-12
Strontium (Sr)-Dissolved			<0.0010		mg/L		0.001	24-DEC-12
Tellurium (Te)-Dissolved			<0.0010		mg/L		0.001	24-DEC-12
Thallium (Tl)-Dissolved			<0.00030		mg/L		0.0003	24-DEC-12
Tin (Sn)-Dissolved			<0.0010		mg/L		0.001	24-DEC-12
Titanium (Ti)-Dissolved			<0.0020		mg/L		0.002	24-DEC-12
Tungsten (W)-Dissolved			<0.010		mg/L		0.01	24-DEC-12
Uranium (U)-Dissolved			<0.0050		mg/L		0.005	24-DEC-12
Vanadium (V)-Dissolved			<0.0010		mg/L		0.001	24-DEC-12
Zinc (Zn)-Dissolved			<0.0030		mg/L		0.003	24-DEC-12
Zirconium (Zr)-Dissolved			<0.0010		mg/L		0.001	24-DEC-12
<b>WG1606673-5 MB</b>								
Aluminum (Al)-Dissolved			<0.0050		mg/L		0.005	24-DEC-12
Antimony (Sb)-Dissolved			<0.00060		mg/L		0.0006	24-DEC-12
Arsenic (As)-Dissolved			<0.0010		mg/L		0.001	24-DEC-12
Barium (Ba)-Dissolved			<0.010		mg/L		0.01	24-DEC-12
Beryllium (Be)-Dissolved			<0.0010		mg/L		0.001	24-DEC-12
Bismuth (Bi)-Dissolved			<0.0010		mg/L		0.001	24-DEC-12
Boron (B)-Dissolved			<0.050		mg/L		0.05	24-DEC-12
Cadmium (Cd)-Dissolved			<0.000017		mg/L		0.000017	24-DEC-12
Calcium (Ca)-Dissolved			<0.20		mg/L		0.2	24-DEC-12
Chromium (Cr)-Dissolved			<0.0010		mg/L		0.001	24-DEC-12
Cobalt (Co)-Dissolved			<0.00050		mg/L		0.0005	24-DEC-12
Copper (Cu)-Dissolved			<0.0010		mg/L		0.001	24-DEC-12
Iron (Fe)-Dissolved			<0.020		mg/L		0.02	24-DEC-12
Lead (Pb)-Dissolved			<0.0010		mg/L		0.001	24-DEC-12
Lithium (Li)-Dissolved			<0.050		mg/L		0.05	24-DEC-12
Magnesium (Mg)-Dissolved			<0.020		mg/L		0.02	24-DEC-12
Manganese (Mn)-Dissolved			<0.0010		mg/L		0.001	24-DEC-12
Molybdenum (Mo)-Dissolved			<0.0010		mg/L		0.001	24-DEC-12
Nickel (Ni)-Dissolved			<0.0020		mg/L		0.002	24-DEC-12



## Quality Control Report

Workorder: L1251708

Report Date: 02-JAN-13

Page 9 of 18

Test	Matrix	Reference	Result	Qualifier	Units	RPD	Limit	Analyzed
<b>MET-D-MS-TB</b>		<b>Water</b>						
<b>Batch</b>	<b>R2503024</b>							
<b>WG1606673-5</b>	<b>MB</b>							
Potassium (K)-Dissolved			<0.50		mg/L		0.5	24-DEC-12
Selenium (Se)-Dissolved			<0.0010		mg/L		0.001	24-DEC-12
Silver (Ag)-Dissolved			<0.00010		mg/L		0.0001	24-DEC-12
Sodium (Na)-Dissolved			<0.10		mg/L		0.1	24-DEC-12
Strontium (Sr)-Dissolved			<0.0010		mg/L		0.001	24-DEC-12
Tellurium (Te)-Dissolved			<0.0010		mg/L		0.001	24-DEC-12
Thallium (Tl)-Dissolved			<0.00030		mg/L		0.0003	24-DEC-12
Tin (Sn)-Dissolved			<0.0010		mg/L		0.001	24-DEC-12
Titanium (Ti)-Dissolved			<0.0020		mg/L		0.002	24-DEC-12
Tungsten (W)-Dissolved			<0.010		mg/L		0.01	24-DEC-12
Uranium (U)-Dissolved			<0.0050		mg/L		0.005	24-DEC-12
Vanadium (V)-Dissolved			<0.0010		mg/L		0.001	24-DEC-12
Zinc (Zn)-Dissolved			<0.0030		mg/L		0.003	24-DEC-12
Zirconium (Zr)-Dissolved			<0.0010		mg/L		0.001	24-DEC-12
<b>MET-T-MS-TB</b>		<b>Water</b>						
<b>Batch</b>	<b>R2503017</b>							
<b>WG1605745-2</b>	<b>LCS</b>							
Aluminum (Al)-Total			94.0		%		80-120	24-DEC-12
Antimony (Sb)-Total			113.0		%		80-120	24-DEC-12
Arsenic (As)-Total			105.4		%		80-120	24-DEC-12
Barium (Ba)-Total			107.2		%		80-120	24-DEC-12
Beryllium (Be)-Total			98.8		%		80-120	24-DEC-12
Bismuth (Bi)-Total			104.5		%		80-120	24-DEC-12
Boron (B)-Total			102.6		%		80-120	24-DEC-12
Cadmium (Cd)-Total			115.2		%		80-120	24-DEC-12
Calcium (Ca)-Total			105.5		%		80-120	24-DEC-12
Chromium (Cr)-Total			105.2		%		80-120	24-DEC-12
Cobalt (Co)-Total			104.9		%		80-120	24-DEC-12
Copper (Cu)-Total			105.3		%		80-120	24-DEC-12
Iron (Fe)-Total			99.3		%		80-120	24-DEC-12
Lead (Pb)-Total			106.6		%		80-120	24-DEC-12
Lithium (Li)-Total			101.5		%		80-120	24-DEC-12
Magnesium (Mg)-Total			105.0		%		80-120	24-DEC-12
Manganese (Mn)-Total			104.7		%		80-120	24-DEC-12

## Quality Control Report

Workorder: L1251708

Report Date: 02-JAN-13

Page 10 of 18

Test	Matrix	Reference	Result	Qualifier	Units	RPD	Limit	Analyzed
<b>MET-T-MS-TB</b>		<b>Water</b>						
<b>Batch</b>	<b>R2503017</b>							
<b>WG1605745-2 LCS</b>								
Molybdenum (Mo)-Total			106.3		%		80-120	24-DEC-12
Nickel (Ni)-Total			104.5		%		80-120	24-DEC-12
Potassium (K)-Total			105.4		%		80-120	24-DEC-12
Selenium (Se)-Total			108.4		%		80-120	24-DEC-12
Silver (Ag)-Total			111.3		%		80-120	24-DEC-12
Sodium (Na)-Total			104.8		%		80-120	24-DEC-12
Strontium (Sr)-Total			97.9		%		80-120	24-DEC-12
Tellurium (Te)-Total			113.0		%		80-120	24-DEC-12
Thallium (Tl)-Total			104.5		%		80-120	24-DEC-12
Tin (Sn)-Total			110.0		%		80-120	24-DEC-12
Titanium (Ti)-Total			105.5		%		80-120	24-DEC-12
Tungsten (W)-Total			109.9		%		80-120	24-DEC-12
Uranium (U)-Total			100.8		%		80-120	24-DEC-12
Vanadium (V)-Total			107.0		%		80-120	24-DEC-12
Zinc (Zn)-Total			105.8		%		80-120	24-DEC-12
Zirconium (Zr)-Total			103.7		%		80-120	24-DEC-12
<b>WG1605745-1 MB</b>								
Aluminum (Al)-Total			<0.0050		mg/L		0.005	24-DEC-12
Antimony (Sb)-Total			<0.00060		mg/L		0.0006	24-DEC-12
Arsenic (As)-Total			<0.0010		mg/L		0.001	24-DEC-12
Barium (Ba)-Total			<0.010		mg/L		0.01	24-DEC-12
Beryllium (Be)-Total			<0.0010		mg/L		0.001	24-DEC-12
Bismuth (Bi)-Total			<0.0010		mg/L		0.001	24-DEC-12
Boron (B)-Total			<0.050		mg/L		0.05	24-DEC-12
Cadmium (Cd)-Total			<0.000017		mg/L		0.000017	24-DEC-12
Calcium (Ca)-Total			<0.20		mg/L		0.2	24-DEC-12
Chromium (Cr)-Total			<0.0010		mg/L		0.001	24-DEC-12
Cobalt (Co)-Total			<0.00050		mg/L		0.0005	24-DEC-12
Copper (Cu)-Total			<0.0010		mg/L		0.001	24-DEC-12
Iron (Fe)-Total			<0.020		mg/L		0.02	24-DEC-12
Lead (Pb)-Total			<0.0010		mg/L		0.001	24-DEC-12
Lithium (Li)-Total			<0.050		mg/L		0.05	24-DEC-12
Magnesium (Mg)-Total			<0.020		mg/L		0.02	24-DEC-12
Manganese (Mn)-Total			<0.0010		mg/L		0.001	24-DEC-12



## Quality Control Report

Workorder: L1251708

Report Date: 02-JAN-13

Page 11 of 18

Test	Matrix	Reference	Result	Qualifier	Units	RPD	Limit	Analyzed
<b>MET-T-MS-TB</b>		<b>Water</b>						
<b>Batch</b>	<b>R2503017</b>							
<b>WG1605745-1 MB</b>								
Molybdenum (Mo)-Total			<0.0010		mg/L		0.001	24-DEC-12
Nickel (Ni)-Total			<0.0020		mg/L		0.002	24-DEC-12
Potassium (K)-Total			<0.50		mg/L		0.5	24-DEC-12
Selenium (Se)-Total			<0.0010		mg/L		0.001	24-DEC-12
Silver (Ag)-Total			<0.00010		mg/L		0.0001	24-DEC-12
Sodium (Na)-Total			<0.10		mg/L		0.1	24-DEC-12
Strontium (Sr)-Total			<0.0010		mg/L		0.001	24-DEC-12
Tellurium (Te)-Total			<0.0010		mg/L		0.001	24-DEC-12
Thallium (Tl)-Total			<0.00030		mg/L		0.0003	24-DEC-12
Tin (Sn)-Total			<0.0010		mg/L		0.001	24-DEC-12
Titanium (Ti)-Total			<0.0020		mg/L		0.002	24-DEC-12
Tungsten (W)-Total			<0.010		mg/L		0.01	24-DEC-12
Uranium (U)-Total			<0.0050		mg/L		0.005	24-DEC-12
Vanadium (V)-Total			<0.0010		mg/L		0.001	24-DEC-12
Zinc (Zn)-Total			<0.0030		mg/L		0.003	24-DEC-12
Zirconium (Zr)-Total			<0.0010		mg/L		0.001	24-DEC-12
<b>WG1605745-5 MB</b>								
Aluminum (Al)-Total			<0.0050		mg/L		0.005	24-DEC-12
Antimony (Sb)-Total			<0.00060		mg/L		0.0006	24-DEC-12
Arsenic (As)-Total			<0.0010		mg/L		0.001	24-DEC-12
Barium (Ba)-Total			<0.010		mg/L		0.01	24-DEC-12
Beryllium (Be)-Total			<0.0010		mg/L		0.001	24-DEC-12
Bismuth (Bi)-Total			<0.0010		mg/L		0.001	24-DEC-12
Boron (B)-Total			<0.050		mg/L		0.05	24-DEC-12
Cadmium (Cd)-Total			<0.000017		mg/L		0.000017	24-DEC-12
Calcium (Ca)-Total			<0.20		mg/L		0.2	24-DEC-12
Chromium (Cr)-Total			<0.0010		mg/L		0.001	24-DEC-12
Cobalt (Co)-Total			<0.00050		mg/L		0.0005	24-DEC-12
Copper (Cu)-Total			<0.0010		mg/L		0.001	24-DEC-12
Iron (Fe)-Total			<0.020		mg/L		0.02	24-DEC-12
Lead (Pb)-Total			<0.0010		mg/L		0.001	24-DEC-12
Lithium (Li)-Total			<0.050		mg/L		0.05	24-DEC-12
Magnesium (Mg)-Total			<0.020		mg/L		0.02	24-DEC-12
Manganese (Mn)-Total			<0.0010		mg/L		0.001	24-DEC-12





## Quality Control Report

Workorder: L1251708

Report Date: 02-JAN-13

Page 12 of 18

Test	Matrix	Reference	Result	Qualifier	Units	RPD	Limit	Analyzed
<b>MET-T-MS-TB</b>		<b>Water</b>						
<b>Batch</b>	<b>R2503017</b>							
<b>WG1605745-5</b>	<b>MB</b>							
Molybdenum (Mo)-Total			<0.0010		mg/L		0.001	24-DEC-12
Nickel (Ni)-Total			<0.0020		mg/L		0.002	24-DEC-12
Potassium (K)-Total			<0.50		mg/L		0.5	24-DEC-12
Selenium (Se)-Total			<0.0010		mg/L		0.001	24-DEC-12
Silver (Ag)-Total			<0.00010		mg/L		0.0001	24-DEC-12
Sodium (Na)-Total			<0.10		mg/L		0.1	24-DEC-12
Strontium (Sr)-Total			<0.0010		mg/L		0.001	24-DEC-12
Tellurium (Te)-Total			<0.0010		mg/L		0.001	24-DEC-12
Thallium (Tl)-Total			<0.00030		mg/L		0.0003	24-DEC-12
Tin (Sn)-Total			<0.0010		mg/L		0.001	24-DEC-12
Titanium (Ti)-Total			<0.0020		mg/L		0.002	24-DEC-12
Tungsten (W)-Total			<0.010		mg/L		0.01	24-DEC-12
Uranium (U)-Total			<0.0050		mg/L		0.005	24-DEC-12
Vanadium (V)-Total			<0.0010		mg/L		0.001	24-DEC-12
Zinc (Zn)-Total			<0.0030		mg/L		0.003	24-DEC-12
Zirconium (Zr)-Total			<0.0010		mg/L		0.001	24-DEC-12
<b>Batch</b>	<b>R2504459</b>							
<b>WG1605745-10</b>	<b>LCS</b>							
Aluminum (Al)-Total			95.8		%		80-120	31-DEC-12
Antimony (Sb)-Total			96.2		%		80-120	31-DEC-12
Arsenic (As)-Total			96.6		%		80-120	31-DEC-12
Barium (Ba)-Total			91.5		%		80-120	31-DEC-12
Beryllium (Be)-Total			106.7		%		80-120	31-DEC-12
Bismuth (Bi)-Total			99.3		%		80-120	31-DEC-12
Boron (B)-Total			98.8		%		80-120	31-DEC-12
Cadmium (Cd)-Total			95.2		%		80-120	31-DEC-12
Calcium (Ca)-Total			99.0		%		80-120	31-DEC-12
Chromium (Cr)-Total			102.3		%		80-120	31-DEC-12
Cobalt (Co)-Total			103.4		%		80-120	31-DEC-12
Copper (Cu)-Total			93.5		%		80-120	31-DEC-12
Iron (Fe)-Total			105.5		%		80-120	31-DEC-12
Lead (Pb)-Total			98.6		%		80-120	31-DEC-12
Lithium (Li)-Total			109.8		%		80-120	31-DEC-12
Magnesium (Mg)-Total			100.6		%		80-120	31-DEC-12



## Quality Control Report

Workorder: L1251708

Report Date: 02-JAN-13

Page 13 of 18

Test	Matrix	Reference	Result	Qualifier	Units	RPD	Limit	Analyzed
<b>MET-T-MS-TB</b>		<b>Water</b>						
<b>Batch</b>	<b>R2504459</b>							
<b>WG1605745-10 LCS</b>								
Manganese (Mn)-Total			102.8		%		80-120	31-DEC-12
Molybdenum (Mo)-Total			99.1		%		80-120	31-DEC-12
Nickel (Ni)-Total			98.2		%		80-120	31-DEC-12
Potassium (K)-Total			104.3		%		80-120	31-DEC-12
Selenium (Se)-Total			102.7		%		80-120	31-DEC-12
Silver (Ag)-Total			97.1		%		80-120	31-DEC-12
Sodium (Na)-Total			108.0		%		80-120	31-DEC-12
Strontium (Sr)-Total			94.7		%		80-120	31-DEC-12
Tellurium (Te)-Total			96.6		%		80-120	31-DEC-12
Thallium (Tl)-Total			99.8		%		80-120	31-DEC-12
Tin (Sn)-Total			96.8		%		80-120	31-DEC-12
Titanium (Ti)-Total			100.9		%		80-120	31-DEC-12
Tungsten (W)-Total			98.0		%		80-120	31-DEC-12
Uranium (U)-Total			97.7		%		80-120	31-DEC-12
Vanadium (V)-Total			103.3		%		80-120	31-DEC-12
Zinc (Zn)-Total			94.8		%		80-120	31-DEC-12
Zirconium (Zr)-Total			92.2		%		80-120	31-DEC-12
<b>WG1605745-9 MB</b>								
Aluminum (Al)-Total			<0.0050		mg/L		0.005	31-DEC-12
Antimony (Sb)-Total			<0.00060		mg/L		0.0006	31-DEC-12
Arsenic (As)-Total			<0.0010		mg/L		0.001	31-DEC-12
Barium (Ba)-Total			<0.010		mg/L		0.01	31-DEC-12
Beryllium (Be)-Total			<0.0010		mg/L		0.001	31-DEC-12
Bismuth (Bi)-Total			<0.0010		mg/L		0.001	31-DEC-12
Boron (B)-Total			<0.050		mg/L		0.05	31-DEC-12
Cadmium (Cd)-Total			<0.000017		mg/L		0.000017	31-DEC-12
Calcium (Ca)-Total			<0.20		mg/L		0.2	31-DEC-12
Chromium (Cr)-Total			<0.0010		mg/L		0.001	31-DEC-12
Cobalt (Co)-Total			<0.00050		mg/L		0.0005	31-DEC-12
Copper (Cu)-Total			<0.0010		mg/L		0.001	31-DEC-12
Iron (Fe)-Total			<0.020		mg/L		0.02	31-DEC-12
Lead (Pb)-Total			<0.0010		mg/L		0.001	31-DEC-12
Lithium (Li)-Total			<0.050		mg/L		0.05	31-DEC-12
Magnesium (Mg)-Total			<0.020		mg/L		0.02	31-DEC-12



## Quality Control Report

Workorder: L1251708

Report Date: 02-JAN-13

Page 14 of 18

Test	Matrix	Reference	Result	Qualifier	Units	RPD	Limit	Analyzed
<b>MET-T-MS-TB</b>								
	<b>Water</b>							
<b>Batch</b>	<b>R2504459</b>							
<b>WG1605745-9</b>	<b>MB</b>							
Manganese (Mn)-Total			<0.0010		mg/L		0.001	31-DEC-12
Molybdenum (Mo)-Total			<0.0010		mg/L		0.001	31-DEC-12
Nickel (Ni)-Total			<0.0020		mg/L		0.002	31-DEC-12
Potassium (K)-Total			<0.50		mg/L		0.5	31-DEC-12
Selenium (Se)-Total			<0.0010		mg/L		0.001	31-DEC-12
Silver (Ag)-Total			<0.00010		mg/L		0.0001	31-DEC-12
Sodium (Na)-Total			<0.10		mg/L		0.1	31-DEC-12
Strontium (Sr)-Total			<0.0010		mg/L		0.001	31-DEC-12
Tellurium (Te)-Total			<0.0010		mg/L		0.001	31-DEC-12
Thallium (Tl)-Total			<0.00030		mg/L		0.0003	31-DEC-12
Tin (Sn)-Total			<0.0010		mg/L		0.001	31-DEC-12
Titanium (Ti)-Total			<0.0020		mg/L		0.002	31-DEC-12
Tungsten (W)-Total			<0.010		mg/L		0.01	31-DEC-12
Uranium (U)-Total			<0.0050		mg/L		0.005	31-DEC-12
Vanadium (V)-Total			<0.0010		mg/L		0.001	31-DEC-12
Zinc (Zn)-Total			<0.0030		mg/L		0.003	31-DEC-12
Zirconium (Zr)-Total			<0.0010		mg/L		0.001	31-DEC-12
<b>NH3-COL-TB</b>								
	<b>Water</b>							
<b>Batch</b>	<b>R2501414</b>							
<b>WG1605059-2</b>	<b>LCS</b>							
Ammonia, Total (as N)			93.6		%		85-115	20-DEC-12
<b>WG1605059-6</b>	<b>LCS</b>							
Ammonia, Total (as N)			95.5		%		85-115	20-DEC-12
<b>WG1605059-1</b>	<b>MB</b>							
Ammonia, Total (as N)			<0.020		mg/L		0.02	20-DEC-12
<b>WG1605059-5</b>	<b>MB</b>							
Ammonia, Total (as N)			<0.020		mg/L		0.02	20-DEC-12
<b>WG1605059-4</b>	<b>MS</b>	<b>L1251041-2</b>						
Ammonia, Total (as N)			N/A	MS-B	%		-	20-DEC-12
<b>WG1605059-8</b>	<b>MS</b>	<b>L1251804-2</b>						
Ammonia, Total (as N)			90.2		%		75-125	20-DEC-12
<b>NO2-IC-TB</b>								
	<b>Water</b>							



## Quality Control Report

Workorder: L1251708

Report Date: 02-JAN-13

Page 15 of 18

Test	Matrix	Reference	Result	Qualifier	Units	RPD	Limit	Analyzed
<b>NO2-IC-TB</b>								
<b>Water</b>								
<b>Batch</b>	<b>R2502427</b>							
<b>WG1606667-3</b>	<b>DUP</b>	<b>L1251708-13</b>						
Nitrite (as N)		<0.020	<0.020	RPD-NA	mg/L	N/A	20	21-DEC-12
<b>WG1606667-2</b>	<b>LCS</b>							
Nitrite (as N)			102.3		%		90-110	21-DEC-12
<b>WG1606667-1</b>	<b>MB</b>							
Nitrite (as N)			<0.020		mg/L		0.02	21-DEC-12
<b>WG1606667-4</b>	<b>MS</b>	<b>L1251708-13</b>						
Nitrite (as N)			100.6		%		75-115	21-DEC-12
<b>NO3-IC-TB</b>								
<b>Water</b>								
<b>Batch</b>	<b>R2502427</b>							
<b>WG1606667-3</b>	<b>DUP</b>	<b>L1251708-13</b>						
Nitrate (as N)		0.054	0.054		mg/L	0.6	20	21-DEC-12
<b>WG1606667-2</b>	<b>LCS</b>							
Nitrate (as N)			101.6		%		90-110	21-DEC-12
<b>WG1606667-1</b>	<b>MB</b>							
Nitrate (as N)			<0.030		mg/L		0.03	21-DEC-12
<b>WG1606667-4</b>	<b>MS</b>	<b>L1251708-13</b>						
Nitrate (as N)			96.9		%		75-125	21-DEC-12
<b>OGG-TOT-WT</b>								
<b>Water</b>								
<b>Batch</b>	<b>R2503902</b>							
<b>WG1607442-2</b>	<b>LCS</b>							
Oil and Grease, Total			90.1		%		70-130	28-DEC-12
<b>WG1607442-3</b>	<b>LCSD</b>	<b>WG1607442-2</b>						
Oil and Grease, Total		90.1	91		%	1.2	40	28-DEC-12
<b>WG1607442-1</b>	<b>MB</b>							
Oil and Grease, Total			<2.0		mg/L		2	28-DEC-12
<b>Batch</b>	<b>R2504066</b>							
<b>WG1607674-2</b>	<b>LCS</b>							
Oil and Grease, Total			95.8		%		70-130	28-DEC-12
<b>WG1607674-3</b>	<b>LCSD</b>	<b>WG1607674-2</b>						
Oil and Grease, Total		95.8	94		%	1.5	40	28-DEC-12
<b>WG1607674-1</b>	<b>MB</b>							
Oil and Grease, Total			<2.0		mg/L		2	28-DEC-12
<b>Batch</b>	<b>R2504206</b>							
<b>WG1608103-2</b>	<b>LCS</b>							
Oil and Grease, Total			86.2		%		70-130	31-DEC-12
<b>WG1608103-3</b>	<b>LCSD</b>	<b>WG1608103-2</b>						
Oil and Grease, Total		86.2	88		%	2.1	40	31-DEC-12



## Quality Control Report

Workorder: L1251708

Report Date: 02-JAN-13

Page 16 of 18

Test	Matrix	Reference	Result	Qualifier	Units	RPD	Limit	Analyzed
<b>OGG-TOT-WT</b>	<b>Water</b>							
Batch	R2504206							
<b>WG1608103-1 MB</b>								
Oil and Grease, Total			<2.0		mg/L		2	31-DEC-12
<b>P-T-COL-TB</b>	<b>Water</b>							
Batch	R2502406							
<b>WG1605824-2 LCS</b>								
Phosphorus (P)-Total			101.5		%		80-120	21-DEC-12
<b>WG1605824-6 LCS</b>								
Phosphorus (P)-Total			103.5		%		80-120	21-DEC-12
<b>WG1605824-1 MB</b>								
Phosphorus (P)-Total			<0.0050		mg/L		0.005	21-DEC-12
<b>WG1605824-5 MB</b>								
Phosphorus (P)-Total			<0.0050		mg/L		0.005	21-DEC-12
<b>WG1605824-4 MS</b>		<b>L1250921-7</b>						
Phosphorus (P)-Total			102.6		%		70-130	21-DEC-12
Batch	R2503007							
<b>WG1607157-2 LCS</b>								
Phosphorus (P)-Total			101.5		%		80-120	27-DEC-12
<b>WG1607157-1 MB</b>								
Phosphorus (P)-Total			<0.0050		mg/L		0.005	27-DEC-12
<b>PH-CAP-TB</b>	<b>Water</b>							
Batch	R2502476							
<b>WG1606641-3 DUP</b>		<b>L1251708-13</b>						
pH		7.30	7.32	J	pH	0.02	0.2	21-DEC-12
<b>WG1606641-2 LCS</b>								
pH			6.01		pH		5.9-6.1	21-DEC-12
<b>SO4-IC-TB</b>	<b>Water</b>							
Batch	R2502427							
<b>WG1606667-3 DUP</b>		<b>L1251708-13</b>						
Sulfate (SO4)		2.55	2.54		mg/L	0.4	20	21-DEC-12
<b>WG1606667-2 LCS</b>								
Sulfate (SO4)			103.4		%		90-110	21-DEC-12
<b>WG1606667-1 MB</b>								
Sulfate (SO4)			<0.30		mg/L		0.3	21-DEC-12
<b>WG1606667-4 MS</b>		<b>L1251708-13</b>						
Sulfate (SO4)			99.6		%		75-125	21-DEC-12
<b>SOLIDS-TOTSUS-TB</b>	<b>Water</b>							



## Quality Control Report

Workorder: L1251708

Report Date: 02-JAN-13

Page 17 of 18

Test	Matrix	Reference	Result	Qualifier	Units	RPD	Limit	Analyzed
<b>SOLIDS-TOTSUS-TB</b>								
<b>Water</b>								
<b>Batch</b>	<b>R2502842</b>							
<b>WG1606621-2</b>	<b>LCS</b>							
Total Suspended Solids			98.8		%		85-115	24-DEC-12
<b>WG1606621-1</b>	<b>MB</b>							
Total Suspended Solids			<2.0		mg/L		2	24-DEC-12
<b>Batch</b>	<b>R2502937</b>							
<b>WG1605744-2</b>	<b>LCS</b>							
Total Suspended Solids			99.0		%		85-115	21-DEC-12
<b>WG1605744-1</b>	<b>MB</b>							
Total Suspended Solids			<2.0		mg/L		2	21-DEC-12
<b>Batch</b>	<b>R2502942</b>							
<b>WG1606072-2</b>	<b>LCS</b>							
Total Suspended Solids			94.2		%		85-115	21-DEC-12
<b>WG1606072-1</b>	<b>MB</b>							
Total Suspended Solids			<2.0		mg/L		2	21-DEC-12

# Quality Control Report

Workorder: L1251708

Report Date: 02-JAN-13

Page 18 of 18

## Legend:

---

Limit	ALS Control Limit (Data Quality Objectives)
DUP	Duplicate
RPD	Relative Percent Difference
N/A	Not Available
LCS	Laboratory Control Sample
SRM	Standard Reference Material
MS	Matrix Spike
MSD	Matrix Spike Duplicate
ADE	Average Desorption Efficiency
MB	Method Blank
IRM	Internal Reference Material
CRM	Certified Reference Material
CCV	Continuing Calibration Verification
CVS	Calibration Verification Standard
LCSD	Laboratory Control Sample Duplicate

## Sample Parameter Qualifier Definitions:

---

Qualifier	Description
J	Duplicate results and limits are expressed in terms of absolute difference.
MS-B	Matrix Spike recovery could not be accurately calculated due to high analyte background in sample.
RPD-NA	Relative Percent Difference Not Available due to result(s) being less than detection limit.

---

## Hold Time Exceedances:

All test results reported with this submission were conducted within ALS recommended hold times.

ALS recommended hold times may vary by province. They are assigned to meet known provincial and/or federal government requirements. In the absence of regulatory hold times, ALS establishes recommendations based on guidelines published by the US EPA, APHA Standard Methods, or Environment Canada (where available). For more information, please contact ALS.

---

The ALS Quality Control Report is provided to ALS clients upon request. ALS includes comprehensive QC checks with every analysis to ensure our high standards of quality are met. Each QC result has a known or expected target value, which is compared against pre-determined data quality objectives to provide confidence in the accuracy of associated test results.

Please note that this report may contain QC results from anonymous Sample Duplicates and Matrix Spikes that do not originate from this Work Order.



Company: Treasury Metals		Regulatory Information				Both questions below must answered for water samples														
Contact: Mac Potter		<input checked="" type="checkbox"/> O. Reg 153 (O. Reg 511 Amend) Table: _____				Are any samples taken from a regulated DW System? <input type="checkbox"/> Yes <input type="checkbox"/> No														
Address: 899 Tree Nursery Rd		Record of Site Condition <input checked="" type="checkbox"/> Yes <input type="checkbox"/> No				If yes, an authorized DW COG must be used:														
Wabigoon ON P0V 2W0		PWQO: <input checked="" type="checkbox"/> MISA <input type="checkbox"/> MMER <input type="checkbox"/> CCME <input type="checkbox"/>				Is the water sampled intended for human consumption? <input type="checkbox"/> Yes <input type="checkbox"/> No														
Phone: 807-938-6961 Fax: _____		Guideline Required:				Analysis Request														
Email: mac@treasurymetals.com		TCLP Regulation 558: <input type="checkbox"/> Other: _____				Please indicate below Filtered, Preserved or both (F, P, F/P)														
Project: Job M0906A01 PO: M0210-P0115		Service Requested																		
Quote #: Q32690 LSD Goliath Project		<input checked="" type="checkbox"/> Regular TAT (7 Days)																		
Invoice To: _____ Same as Report: <input checked="" type="checkbox"/> Yes <input type="checkbox"/> No		<input type="checkbox"/> Priority TAT 50% Surcharge (3-5 Days)																		
Company: _____		<input type="checkbox"/> Emergency TAT 100% Surcharge (1-2 Days)																		
Contact: _____		Specify Date Required: _____																		
Address: _____		All TAT quoted material is in business days which exclude statutory holidays and weekends. Samples received past 3:00pm or Saturday/Sunday begin the next day.																		
Email: _____																				
Account Manager: Karen R. Sampler: _____																				
Sample #	Sample Identification (This description will appear on the report)	Date	Time	Sample Type	Alk, pH Conductivity	Cl, NO2, NO3, SO4	Acidity, TSS	Total Cyanide	WAD Cyanide	CN-FREE-COL-VA	Ammonia, Total Phosphorus	OGG	Total Metals +Hg	Dissolved Metals + Hg	Hardness	Number of Containers				
1	Field Blank	18/12/12	1:00	WATER	X	X	X	X	X	X	X	X	X	X	X	9				
2	Travel Blank				X	X	X	X	X	X	X	X	X	X	X					
3	Duplicate				X	X	X	X	X	X	X	X	X	X	X					
4	SW1				X	X	X	X	X	X	X	X	X	X	X					
5	SW2				X	X	X	X	X	X	X	X	X	X	X					
6	SW3				X	X	X	X	X	X	X	X	X	X	X					
7	SW7				X	X	X	X	X	X	X	X	X	X	X					
8	SW8				X	X	X	X	X	X	X	X	X	X	X					
9	SW9	19/12/12			X	X	X	X	X	X	X	X	X	X	X					
10	SW10	18/12/12			X	X	X	X	X	X	X	X	X	X	X					
11	SW11	19/12/12			X	X	X	X	X	X	X	X	X	X	X					
Special Instructions/Comments																				
No field filter on dissolved metals + Hg																				
Custody seals intact for Travel Blank <i>KUM</i>																				
SHIPMENT RELEASE (client use)					SHIPMENT RECEPTION (lab use only)					SHIPMENT VERIFICATION (lab use only)										
Released by: <i>Mac Potter</i>		Date & Time: 10:30 AM 19/12/12			Received by: <i>KUM</i>		Date & Time: Dec. 20/12 11:15			Temp: 12.4		Cooling Initiated: <input type="checkbox"/> Yes <input type="checkbox"/> No		Verified by: <i>KUM</i>		Date & Time: 11:30 Dec. 20/12			Observations: <input checked="" type="checkbox"/> Yes <input type="checkbox"/> No? If Yes add SIF	

\*\*Failure to complete all portions of this form may delay analysis. \*\*TAT may vary dependant on complexity of analysis and lab workload at time of submission. Please contact the lab to confirm TATs. Any known or suspected hazards relating to a sample must be noted on the chain of custody in the comments section. By use of the form the user acknowledges and agrees with the Terms and Conditions as specified on the back page.

Code #1: 1,2,4 #2: 12,4,12 #3: 1,3,2,6 #4: 6,6,8,7 #5: 2,1,4,0 See SIF





L1251708-COFC

Company: Treasury Metals		Laboratory Information			Both questions below must answered for water samples												
Contact: Mac Potter		Reg 511 Amend) Table: _____			Are any samples taken from a regulated DW System? <input type="checkbox"/> Yes <input checked="" type="checkbox"/> No												
Address: 899 Tree Nursery Rd		Record of Site Condition <input checked="" type="checkbox"/> Yes <input type="checkbox"/> No			If yes, an authorized DW COC must be used.												
Wabigoon ON P0V 2W0		PWQO <input checked="" type="checkbox"/> MISA <input type="checkbox"/> MMR <input type="checkbox"/> CCME <input type="checkbox"/>			Is the water sampled intended for human consumption? <input type="checkbox"/> Yes <input checked="" type="checkbox"/> No												
Phone: 807-938-6961	Fax:	Guideline Required:			Analysis Request												
Email: mac@treasurymetals.com		TCLP Regulation 558: <input type="checkbox"/> Other:			Please indicate below Filtered, Preserved or both (F, P, F/P)												
Project: Job M0906A01	PO: M0210-P0115	Service Requested			Alk, pH Conductivity	Cl, NO2, NO3, SO4	Acidity, TSS	Total Cyanide	WAD Cyanide	CN-FREE-COL-VA	Ammonia, Total Phosphorus	OGG	Total Metals +Hg	Dissolved Metals + Hg	Hardness	Number of Containers	
Quote #: Q32690	LSG Goliath Project	<input checked="" type="checkbox"/> Regular TAT (7 Days)															
Invoice To:	Same as Report: <input checked="" type="checkbox"/> Yes <input type="checkbox"/> No	<input type="checkbox"/> Priority TAT 50% Surcharge (3-5 Days)															
Company:		<input type="checkbox"/> Emergency TAT 100% Surcharge (1-2 Days)															
Contact:		Specify Date Required:															
Address:		All TAT quoted material is in business days which exclude statutory holidays and weekends. Samples received past 3:00pm or Saturday/Sunday begin the next day.															
Email:																	
Account Manager: Karen R.	Sampler:																
Sample #	Sample Identification (This description will appear on the report)	Date	Time	Sample Type													
12	TL1a	18/12/12	1:00	WATER	X	X	X	X	X	X	X	X	X	X	X	X	9
13	TL3	↓	↓	↓	X	X	X	X	X	X	X	X	X	X	X	X	↓
14	JCTa	19/12/12	↓	↓	X	X	X	X	X	X	X	X	X	X	X	X	↓
					X	X	X	X	X	X	X	X	X	X	X	X	
					X	X	X	X	X	X	X	X	X	X	X	X	
					X	X	X	X	X	X	X	X	X	X	X	X	
					X	X	X	X	X	X	X	X	X	X	X	X	
					X	X	X	X	X	X	X	X	X	X	X	X	
					X	X	X	X	X	X	X	X	X	X	X	X	
Special Instructions/Comments																	
No field filter on dissolved metals + Hg																	
SHIPMENT RELEASE (client use)				SHIPMENT RECEPTION (lab use only)				SHIPMENT VERIFICATION (lab use only)									
Released by: <i>[Signature]</i>	Date & Time: 19/12/12	Received by: KUM	Date & Time: Dec. 20/12	Temp: 12.4	Cooling Initiated: <input type="checkbox"/> Yes <input type="checkbox"/> No	Verified by: KUM	Date & Time: Dec. 20/12	11:30	Observations: Yes <input checked="" type="checkbox"/> No <input type="checkbox"/> If Yes add SIF								

\*\*Failure to complete all portions of this form may delay analysis. \*\*TAT may vary dependant on complexity of analysis and lab workload at time of submission. Please contact the lab to confirm TATs. Any known or suspected hazards relating to a sample must be noted on the chain of custody in the comments section. By use of the form the user acknowledges and agrees with the Terms and Conditions as specified on the back page.

*[Handwritten signature]*



CLIENT NAME: TREASURY METALS INC  
130 KING ST. W SUITE 3680, BOX 99  
TORONTO, ON M5A1B1  
(416) 214-4654

ATTENTION TO: MAC POTTER

PROJECT NO: Goliath

AGAT WORK ORDER: 13B708167

TRACE ORGANICS REVIEWED BY: Oksana Gushyla, Analyst

WATER ANALYSIS REVIEWED BY: Inesa Alizarchyk, Inorganic Lab Supervisor

DATE REPORTED: Apr 30, 2013

PAGES (INCLUDING COVER): 19

VERSION\*: 1

Should you require any information regarding this analysis please contact your client services representative at (905) 712-5100

\*NOTES

All samples will be disposed of within 30 days following analysis. Please contact the lab if you require additional sample storage time.



## Certificate of Analysis

AGAT WORK ORDER: 13B708167

PROJECT NO: Goliath

5835 COOPERS AVENUE  
 MISSISSAUGA, ONTARIO  
 CANADA L4Z 1Y2  
 TEL (905)712-5100  
 FAX (905)712-5122  
<http://www.agatlabs.com>

CLIENT NAME: TREASURY METALS INC

ATTENTION TO: MAC POTTER

### Total Oil and Grease [water]

DATE RECEIVED: 2013-04-22

DATE REPORTED: 2013-04-30

		SAMPLE DESCRIPTION:		SW9	SW2	SW1	TL3	TL1a	JCTa	SW11	SW10
		SAMPLE TYPE:		Water	Water	Water	Water	Water	Water	Water	Water
		DATE SAMPLED:		4/16/2013	4/17/2013	4/17/2013	4/17/2013	4/17/2013	4/17/2013	4/18/2013	4/18/2013
Parameter	Unit	G / S	RDL	4285424	4285571	4285586	4285601	4285614	4285630	4285644	4285659
Total Oil and Grease in water	mg/L	0.5	<0.5	0.73	<0.5	0.65	<0.5	<0.5	<0.5	<0.5	0.94
		SAMPLE DESCRIPTION:		SW7	SW8	Duplicate	Trip Blank	Field Blank			
		SAMPLE TYPE:		Water	Water	Water	Water	Water			
		DATE SAMPLED:		4/18/2013	4/18/2013	4/17/2013	4/16/2013	4/16/2013			
Parameter	Unit	G / S	RDL	4285676	4285692	4285706	4285723	4285745			
Total Oil and Grease in water	mg/L	0.5	<0.5	<0.5	<0.5	<0.5	<0.5	<0.5			

Comments: RDL - Reported Detection Limit; G / S - Guideline / Standard

Certified By: \_\_\_\_\_



## Certificate of Analysis

AGAT WORK ORDER: 13B708167

PROJECT NO: Goliath

5835 COOPERS AVENUE  
MISSISSAUGA, ONTARIO  
CANADA L4Z 1Y2  
TEL (905)712-5100  
FAX (905)712-5122  
<http://www.agatlabs.com>

CLIENT NAME: TREASURY METALS INC

ATTENTION TO: MAC POTTER

### Dissolved Metals & Cations (Water)

DATE RECEIVED: 2013-04-22

DATE REPORTED: 2013-04-30

Parameter	Unit	SAMPLE DESCRIPTION:		SW9	SW2	SW1	TL3	TL1a	JCTa	SW11	SW10
		SAMPLE TYPE:		Water	Water	Water	Water	Water	Water	Water	Water
		G / S	RDL	4/16/2013	4/17/2013	4/17/2013	4/17/2013	4/17/2013	4/17/2013	4/18/2013	4/18/2013
Aluminum	mg/L	0.004	0.014	0.083	0.054	0.019	0.042	0.034	0.349	0.021	
Antimony	mg/L	0.003	<0.003	<0.003	<0.003	<0.003	<0.003	<0.003	<0.003	<0.003	
Arsenic	mg/L	0.003	<0.003	<0.003	<0.003	<0.003	<0.003	<0.003	<0.003	<0.003	
Barium	mg/L	0.002	0.022	0.015	0.009	0.014	0.013	0.013	0.012	0.011	
Beryllium	mg/L	0.002	<0.002	<0.002	<0.002	<0.002	<0.002	<0.002	<0.002	<0.002	
Bismuth	mg/L	0.001	<0.001	<0.001	<0.001	<0.001	<0.001	<0.001	<0.001	<0.001	
Boron	mg/L	0.01	<0.01	<0.01	<0.01	<0.01	<0.01	<0.01	<0.01	<0.01	
Cadmium	mg/L	0.0001	<0.0001	<0.0001	<0.0001	<0.0001	<0.0001	<0.0001	<0.0001	<0.0001	
Calcium	mg/L	0.05	39.5	26.3	28.1	28.7	16.6	24.5	11.4	25.6	
Chromium	mg/L	0.003	<0.003	<0.003	<0.003	<0.003	<0.003	<0.003	<0.003	<0.003	
Cobalt	mg/L	0.0005	<0.0005	0.0006	<0.0005	<0.0005	0.0026	0.0007	0.0008	<0.0005	
Copper	mg/L	0.002	<0.002	0.002	<0.002	<0.002	<0.002	0.006	0.003	<0.002	
Iron	mg/L	0.01	0.09	0.69	0.21	0.78	2.69	1.18	1.58	0.54	
Lead	mg/L	0.001	<0.001	<0.001	<0.001	<0.001	<0.001	<0.001	<0.001	<0.001	
Lithium	mg/L	0.005	<0.005	<0.005	<0.005	<0.005	<0.005	<0.005	<0.005	<0.005	
Magnesium	mg/L	0.05	7.14	7.34	4.03	7.77	4.49	7.07	2.51	3.73	
Manganese	mg/L	0.002	0.119	0.058	0.126	0.091	0.860	0.363	0.083	0.089	
Mercury	mg/L	0.0001	<0.0001	<0.0001	<0.0001	<0.0001	<0.0001	<0.0001	<0.0001	<0.0001	
Molybdenum	mg/L	0.002	<0.002	<0.002	<0.002	<0.002	<0.002	<0.002	<0.002	<0.002	
Nickel	mg/L	0.003	<0.003	<0.003	<0.003	<0.003	<0.003	<0.003	<0.003	<0.003	
Potassium	mg/L	0.05	1.88	2.20	1.67	2.13	1.23	1.73	1.67	0.80	
Selenium	mg/L	0.004	<0.004	<0.004	<0.004	<0.004	<0.004	<0.004	<0.004	<0.004	
Silicon	mg/L	0.05	6.35	4.76	6.72	5.27	6.35	6.02	10.2	6.68	
Silver	mg/L	0.0001	<0.0001	<0.0001	<0.0001	<0.0001	<0.0001	<0.0001	<0.0001	<0.0001	
Sodium	mg/L	0.05	3.51	3.94	2.26	5.49	2.35	4.03	3.32	1.98	
Strontium	mg/L	0.005	0.057	0.048	0.055	0.065	0.039	0.052	0.030	0.035	
Tellurium	mg/L	0.05	<0.05	<0.05	<0.05	<0.05	<0.05	<0.05	<0.05	<0.05	
Thallium	mg/L	0.0003	<0.0003	<0.0003	<0.0003	<0.0003	<0.0003	<0.0003	<0.0003	<0.0003	
Tin	mg/L	0.002	<0.002	<0.002	<0.002	<0.002	<0.002	<0.002	<0.002	<0.002	
Titanium	mg/L	0.002	<0.002	0.004	<0.002	<0.002	<0.002	<0.002	0.013	<0.002	
Tungsten	mg/L	0.002	<0.002	<0.002	<0.002	<0.002	<0.002	<0.002	<0.002	<0.002	

Certified By:



## Certificate of Analysis

AGAT WORK ORDER: 13B708167

PROJECT NO: Goliath

5835 COOPERS AVENUE  
 MISSISSAUGA, ONTARIO  
 CANADA L4Z 1Y2  
 TEL (905)712-5100  
 FAX (905)712-5122  
<http://www.agatlabs.com>

CLIENT NAME: TREASURY METALS INC

ATTENTION TO: MAC POTTER

### Dissolved Metals & Cations (Water)

DATE RECEIVED: 2013-04-22

DATE REPORTED: 2013-04-30

Parameter	Unit	SAMPLE DESCRIPTION:		SW9	SW2	SW1	TL3	TL1a	JCTa	SW11	SW10	
		SAMPLE TYPE:		Water	Water	Water	Water	Water	Water	Water	Water	Water
		DATE SAMPLED:		4/16/2013	4/17/2013	4/17/2013	4/17/2013	4/17/2013	4/17/2013	4/17/2013	4/18/2013	4/18/2013
		G / S	RDL	4285424	4285571	4285586	4285601	4285614	4285630	4285644	4285659	
Uranium	mg/L	0.002	<0.002	<0.002	<0.002	<0.002	<0.002	<0.002	<0.002	<0.002	<0.002	
Vanadium	mg/L	0.002	<0.002	<0.002	<0.002	<0.002	<0.002	<0.002	<0.002	<0.002	<0.002	
Zinc	mg/L	0.005	<0.005	0.011	<0.005	0.008	<0.005	0.005	0.009	0.011	0.011	

Certified By:



## Certificate of Analysis

AGAT WORK ORDER: 13B708167

PROJECT NO: Goliath

5835 COOPERS AVENUE  
MISSISSAUGA, ONTARIO  
CANADA L4Z 1Y2  
TEL (905)712-5100  
FAX (905)712-5122  
<http://www.agatlabs.com>

CLIENT NAME: TREASURY METALS INC

ATTENTION TO: MAC POTTER

### Dissolved Metals & Cations (Water)

DATE RECEIVED: 2013-04-22

DATE REPORTED: 2013-04-30

Parameter	Unit	SAMPLE DESCRIPTION:		SW7	SW8	Duplicate	Trip Blank	Field Blank
		SAMPLE TYPE:		Water	Water	Water	Water	Water
		DATE SAMPLED:		4/18/2013	4/18/2013	4/17/2013	4/16/2013	4/16/2013
		G / S	RDL	4285676	4285692	4285706	4285723	4285745
Aluminum	mg/L	0.004	0.019	0.005	0.027	<0.004	0.008	
Antimony	mg/L	0.003	<0.003	<0.003	<0.003	<0.003	<0.003	
Arsenic	mg/L	0.003	<0.003	<0.003	<0.003	<0.003	<0.003	
Barium	mg/L	0.002	0.008	0.032	0.011	<0.002	<0.002	
Beryllium	mg/L	0.002	<0.002	<0.002	<0.002	<0.002	<0.002	
Bismuth	mg/L	0.001	<0.001	<0.001	<0.001	<0.001	<0.001	
Boron	mg/L	0.01	<0.01	<0.01	<0.01	<0.01	<0.01	
Cadmium	mg/L	0.0001	<0.0001	<0.0001	<0.0001	<0.0001	<0.0001	
Calcium	mg/L	0.05	17.3	43.0	28.0	<0.05	0.08	
Chromium	mg/L	0.003	<0.003	<0.003	<0.003	<0.003	<0.003	
Cobalt	mg/L	0.0005	<0.0005	<0.0005	<0.0005	<0.0005	<0.0005	
Copper	mg/L	0.002	<0.002	<0.002	<0.002	<0.002	<0.002	
Iron	mg/L	0.01	0.36	0.11	0.85	<0.01	<0.01	
Lead	mg/L	0.001	<0.001	<0.001	<0.001	<0.001	<0.001	
Lithium	mg/L	0.005	<0.005	<0.005	<0.005	<0.005	<0.005	
Magnesium	mg/L	0.05	3.58	3.83	7.62	<0.05	<0.05	
Manganese	mg/L	0.002	0.029	0.790	0.091	<0.002	<0.002	
Mercury	mg/L	0.0001	<0.0001	<0.0001	<0.0001	<0.0001	<0.0001	
Molybdenum	mg/L	0.002	<0.002	<0.002	<0.002	<0.002	<0.002	
Nickel	mg/L	0.003	<0.003	<0.003	<0.003	<0.003	<0.003	
Potassium	mg/L	0.05	2.10	0.98	2.11	<0.05	<0.05	
Selenium	mg/L	0.004	<0.004	<0.004	<0.004	<0.004	<0.004	
Silicon	mg/L	0.05	4.83	5.22	5.09	<0.05	0.08	
Silver	mg/L	0.0001	<0.0001	<0.0001	<0.0001	<0.0001	<0.0001	
Sodium	mg/L	0.05	1.52	1.86	5.83	<0.05	<0.05	
Strontium	mg/L	0.005	0.031	<0.005	0.070	<0.005	<0.005	
Tellurium	mg/L	0.05	<0.05	<0.05	<0.05	<0.05	<0.05	
Thallium	mg/L	0.0003	<0.0003	<0.0003	<0.0003	<0.0003	<0.0003	
Tin	mg/L	0.002	<0.002	<0.002	<0.002	<0.002	<0.002	
Titanium	mg/L	0.002	<0.002	<0.002	<0.002	<0.002	<0.002	
Tungsten	mg/L	0.002	<0.002	<0.002	<0.002	<0.002	<0.002	

Certified By:



## Certificate of Analysis

AGAT WORK ORDER: 13B708167

PROJECT NO: Goliath

5835 COOPERS AVENUE  
 MISSISSAUGA, ONTARIO  
 CANADA L4Z 1Y2  
 TEL (905)712-5100  
 FAX (905)712-5122  
<http://www.agatlabs.com>

CLIENT NAME: TREASURY METALS INC

ATTENTION TO: MAC POTTER

### Dissolved Metals & Cations (Water)

DATE RECEIVED: 2013-04-22

DATE REPORTED: 2013-04-30

Parameter	Unit	SAMPLE DESCRIPTION:		Duplicate	Trip Blank	Field Blank
		SW7	SW8			
		SAMPLE TYPE:				
		DATE SAMPLED:				
		G / S	RDL	4285706	4285723	4285745
Uranium	mg/L	0.002	<0.002	<0.002	<0.002	<0.002
Vanadium	mg/L	0.002	<0.002	<0.002	<0.002	<0.002
Zinc	mg/L	0.005	0.007	<0.005	0.009	<0.005

Comments: RDL - Reported Detection Limit; G / S - Guideline / Standard

Certified By:



## Certificate of Analysis

AGAT WORK ORDER: 13B708167

PROJECT NO: Goliath

5835 COOPERS AVENUE  
MISSISSAUGA, ONTARIO  
CANADA L4Z 1Y2  
TEL (905)712-5100  
FAX (905)712-5122  
<http://www.agatlabs.com>

CLIENT NAME: TREASURY METALS INC

ATTENTION TO: MAC POTTER

### Inorganic Chemistry (Water)

DATE RECEIVED: 2013-04-22

DATE REPORTED: 2013-04-30

Parameter	Unit	SAMPLE DESCRIPTION:		SW9	SW2	SW1	TL3	TL1a	JCTa	SW11	SW10
		SAMPLE TYPE:		Water	Water	Water	Water	Water	Water	Water	Water
		DATE SAMPLED:		4/16/2013	4/17/2013	4/17/2013	4/17/2013	4/17/2013	4/17/2013	4/17/2013	4/18/2013
		G / S	RDL	4285424	4285571	4285586	4285601	4285614	4285630	4285644	4285659
pH	pH Units	NA		7.94	7.69	7.55	7.81	7.16	7.61	6.61	7.72
Alkalinity (as CaCO3)	mg/L	5		127	83	83	87	56	81	<5	74
Electrical Conductivity	uS/cm	2		243	186	172	212	121	180	100	150
Total Hardness (as CaCO3)	mg/L	0.5		128	95.9	86.8	104	59.9	90.3	38.8	79.3
Total Suspended Solids	mg/L	10		21	<10	<10	23	<10	12	<10	<10
Acidity (as CaCO3)	mg/L	5		<5	<5	<5	<5	<5	<5	<5	<5
Chloride	mg/L	0.10		0.82	5.60	1.04	10.4	1.87	3.68	7.26	0.50
Nitrate as N	mg/L	0.05		0.19	0.08	0.11	0.27	0.08	0.19	0.49	0.12
Nitrite as N	mg/L	0.05		<0.05	<0.05	<0.05	<0.05	<0.05	<0.05	<0.05	<0.05
Sulphate	mg/L	0.10		0.79	2.01	3.34	5.57	2.28	5.07	8.32	2.87
Ammonia as N	mg/L	0.02		0.09	<0.02	<0.02	0.23	0.36	0.36	0.26	<0.02
Total Phosphorus	mg/L	0.02		0.02	0.07	0.02	0.06	0.06	0.03	0.10	0.03
Cyanide, Free	mg/L	0.002		<0.002	<0.002	<0.002	<0.002	<0.002	<0.002	<0.002	<0.002
Total Cyanide	mg/L	0.002		<0.002	<0.002	<0.002	<0.002	<0.002	<0.002	<0.002	<0.002

Certified By:





## Certificate of Analysis

AGAT WORK ORDER: 13B708167

PROJECT NO: Goliath

5835 COOPERS AVENUE  
MISSISSAUGA, ONTARIO  
CANADA L4Z 1Y2  
TEL (905)712-5100  
FAX (905)712-5122  
<http://www.agatlabs.com>

CLIENT NAME: TREASURY METALS INC

ATTENTION TO: MAC POTTER

### Inorganic Chemistry (Water)

DATE RECEIVED: 2013-04-22

DATE REPORTED: 2013-04-30

Parameter	Unit	SAMPLE DESCRIPTION:		SW7	SW8	Duplicate	Trip Blank	Field Blank
		G / S	RDL	4285676	4285692	4285706	4285723	4285745
pH	pH Units	NA		7.59	7.98	7.73	5.27	5.43
Alkalinity (as CaCO <sub>3</sub> )	mg/L	5		50	124	87	<5	<5
Electrical Conductivity	uS/cm	2		117	236	216	<2	<2
Total Hardness (as CaCO <sub>3</sub> )	mg/L	0.5		57.9	123	101	<0.5	<0.5
Total Suspended Solids	mg/L	10		<10	<10	24	<10	<10
Acidity (as CaCO <sub>3</sub> )	mg/L	5		<5	<5	<5	<5	<5
Chloride	mg/L	0.10		0.57	0.69	10.7	<0.10	<0.10
Nitrate as N	mg/L	0.05		0.44	0.16	0.28	<0.05	<0.05
Nitrite as N	mg/L	0.05		<0.05	<0.05	<0.05	<0.05	<0.05
Sulphate	mg/L	0.10		5.62	1.75	6.12	<0.10	<0.10
Ammonia as N	mg/L	0.02		<0.02	0.38	0.27	<0.02	<0.02
Total Phosphorus	mg/L	0.02		0.07	0.02	0.07	0.02	0.02
Cyanide, Free	mg/L	0.002		<0.002	<0.002	<0.002	<0.002	<0.002
Total Cyanide	mg/L	0.002		<0.002	<0.002	<0.002	<0.002	<0.002

Comments: RDL - Reported Detection Limit; G / S - Guideline / Standard

Certified By:



## Certificate of Analysis

AGAT WORK ORDER: 13B708167

PROJECT NO: Goliath

5835 COOPERS AVENUE  
MISSISSAUGA, ONTARIO  
CANADA L4Z 1Y2  
TEL (905)712-5100  
FAX (905)712-5122  
<http://www.agatlabs.com>

CLIENT NAME: TREASURY METALS INC

ATTENTION TO: MAC POTTER

### Total Metals & Cations in water

DATE RECEIVED: 2013-04-22

DATE REPORTED: 2013-04-30

Parameter	Unit	SAMPLE DESCRIPTION:		SW9	SW2	SW1	TL3	TL1a	JCTa	SW11	SW10	
		SAMPLE TYPE:		Water	Water	Water	Water	Water	Water	Water	Water	Water
		DATE SAMPLED:		4/16/2013	4/17/2013	4/17/2013	4/17/2013	4/17/2013	4/17/2013	4/17/2013	4/18/2013	4/18/2013
		G / S	RDL	4285424	4285571	4285586	4285601	4285614	4285630	4285644	4285659	
Total Aluminum	mg/L	0.004	0.418	0.440	0.061	0.906	0.167	0.414	0.384	0.032		
Total Antimony	mg/L	0.003	<0.003	<0.003	<0.003	<0.003	<0.003	<0.003	<0.003	<0.003		
Total Arsenic	mg/L	0.003	<0.003	<0.003	<0.003	<0.003	<0.003	<0.003	<0.003	<0.003		
Total Barium	mg/L	0.002	0.031	0.025	0.009	0.017	0.012	0.013	0.011	0.010		
Total Beryllium	mg/L	0.002	<0.002	<0.002	<0.002	<0.002	<0.002	<0.002	<0.002	<0.002		
Total Bismuth	mg/L	0.001	<0.001	<0.001	<0.001	<0.001	<0.001	<0.001	<0.001	<0.001		
Total Boron	mg/L	0.01	0.02	<0.01	<0.01	<0.01	<0.01	<0.01	<0.01	<0.01		
Total Cadmium	mg/L	0.0001	<0.0001	<0.0001	<0.0001	<0.0001	<0.0001	<0.0001	<0.0001	<0.0001		
Total Calcium	mg/L	0.05	40.4	26.9	28.4	29.5	18.0	25.9	16.3	25.7		
Total Chromium	mg/L	0.003	<0.003	<0.003	<0.003	0.006	<0.003	<0.003	<0.003	<0.003		
Total Cobalt	mg/L	0.0005	<0.0005	<0.0005	<0.0005	0.0008	0.0027	0.0010	0.0011	<0.0005		
Total Copper	mg/L	0.002	<0.002	<0.002	<0.002	0.003	<0.002	<0.002	0.002	<0.002		
Total Iron	mg/L	0.01	0.73	0.71	0.58	2.65	4.08	2.57	1.70	0.94		
Total Lead	mg/L	0.001	<0.001	<0.001	<0.001	<0.001	<0.001	<0.001	<0.001	<0.001		
Total Lithium	mg/L	0.005	<0.005	<0.005	<0.005	<0.005	<0.005	<0.005	<0.005	<0.005		
Total Magnesium	mg/L	0.05	7.47	7.37	4.14	8.24	4.64	7.26	2.96	3.88		
Total Manganese	mg/L	0.002	0.214	0.229	0.138	0.177	0.912	0.459	0.129	0.121		
Total Mercury	mg/L	0.0001	<0.0001	<0.0001	<0.0001	<0.0001	<0.0001	<0.0001	<0.0001	<0.0001		
Total Molybdenum	mg/L	0.002	<0.002	<0.002	<0.002	<0.002	<0.002	<0.002	<0.002	<0.002		
Total Nickel	mg/L	0.003	<0.003	<0.003	<0.003	0.004	<0.003	<0.003	<0.003	<0.003		
Total Potassium	mg/L	0.05	2.17	2.19	1.83	2.33	1.44	1.94	4.44	1.18		
Total Selenium	mg/L	0.004	<0.004	<0.004	<0.004	<0.004	<0.004	<0.004	<0.004	<0.004		
Total Silicon	mg/L	0.05	8.06	8.88	7.43	7.75	6.38	6.47	10.2	6.70		
Total Silver	mg/L	0.0001	<0.0001	<0.0001	<0.0001	<0.0001	<0.0001	<0.0001	<0.0001	<0.0001		
Total Sodium	mg/L	0.05	3.68	4.21	2.32	5.75	2.74	4.38	3.43	2.25		
Total Strontium	mg/L	0.005	0.065	0.072	0.050	0.078	0.043	0.057	0.039	0.042		
Total Tellurium	mg/L	0.05	<0.05	<0.05	<0.05	0.05	0.06	<0.05	<0.05	0.07		
Total Thallium	mg/L	0.0003	<0.0003	<0.0003	<0.0003	<0.0003	<0.0003	<0.0003	<0.0003	<0.0003		
Total Tin	mg/L	0.002	<0.002	<0.002	<0.002	<0.002	<0.002	<0.002	0.003	<0.002		
Total Titanium	mg/L	0.002	0.021	0.023	0.003	0.047	0.006	0.018	0.013	<0.002		
Total Tungsten	mg/L	0.002	<0.002	<0.002	<0.002	<0.002	<0.002	<0.002	<0.002	<0.002		

Certified By:



## Certificate of Analysis

AGAT WORK ORDER: 13B708167

PROJECT NO: Goliath

5835 COOPERS AVENUE  
 MISSISSAUGA, ONTARIO  
 CANADA L4Z 1Y2  
 TEL (905)712-5100  
 FAX (905)712-5122  
<http://www.agatlabs.com>

CLIENT NAME: TREASURY METALS INC

ATTENTION TO: MAC POTTER

### Total Metals & Cations in water

DATE RECEIVED: 2013-04-22

DATE REPORTED: 2013-04-30

Parameter	Unit	SAMPLE DESCRIPTION:		SW9	SW2	SW1	TL3	TL1a	JCTa	SW11	SW10	
		SAMPLE TYPE:		Water	Water	Water	Water	Water	Water	Water	Water	Water
		DATE SAMPLED:		4/16/2013	4/17/2013	4/17/2013	4/17/2013	4/17/2013	4/17/2013	4/17/2013	4/18/2013	4/18/2013
		G / S	RDL	4285424	4285571	4285586	4285601	4285614	4285630	4285644	4285659	
Total Uranium	mg/L	0.001	<0.001	<0.001	<0.001	<0.001	<0.001	<0.001	<0.001	<0.001	<0.001	
Total Vanadium	mg/L	0.002	<0.002	<0.002	<0.002	<0.002	0.003	<0.002	<0.002	<0.002	<0.002	
Total Zinc	mg/L	0.005	0.018	0.019	<0.005	0.020	0.007	0.024	0.051	<0.005	<0.005	

Certified By:



## Certificate of Analysis

AGAT WORK ORDER: 13B708167

PROJECT NO: Goliath

5835 COOPERS AVENUE  
MISSISSAUGA, ONTARIO  
CANADA L4Z 1Y2  
TEL (905)712-5100  
FAX (905)712-5122  
<http://www.agatlabs.com>

CLIENT NAME: TREASURY METALS INC

ATTENTION TO: MAC POTTER

### Total Metals & Cations in water

DATE RECEIVED: 2013-04-22

DATE REPORTED: 2013-04-30

Parameter	Unit	SAMPLE DESCRIPTION:		SW7	SW8	Duplicate	Trip Blank	Field Blank
		SAMPLE TYPE:		Water	Water	Water	Water	Water
		DATE SAMPLED:		4/18/2013	4/18/2013	4/17/2013	4/16/2013	4/16/2013
		G / S	RDL	4285676	4285692	4285706	4285723	4285745
Total Aluminum	mg/L	0.004	0.109	0.076	1.67	<0.004	0.008	
Total Antimony	mg/L	0.003	<0.003	<0.003	<0.003	<0.003	<0.003	
Total Arsenic	mg/L	0.003	<0.003	<0.003	<0.003	<0.003	<0.003	
Total Barium	mg/L	0.002	0.008	0.033	0.021	<0.002	<0.002	
Total Beryllium	mg/L	0.002	<0.002	<0.002	<0.002	<0.002	<0.002	
Total Bismuth	mg/L	0.001	<0.001	<0.001	<0.001	<0.001	<0.001	
Total Boron	mg/L	0.01	<0.01	<0.01	<0.01	<0.01	<0.01	
Total Cadmium	mg/L	0.0001	<0.0001	<0.0001	<0.0001	<0.0001	<0.0001	
Total Calcium	mg/L	0.05	26.5	43.4	29.7	0.15	0.20	
Total Chromium	mg/L	0.003	<0.003	<0.003	0.013	<0.003	<0.003	
Total Cobalt	mg/L	0.0005	<0.0005	<0.0005	0.0013	<0.0005	<0.0005	
Total Copper	mg/L	0.002	<0.002	<0.002	0.005	<0.002	<0.002	
Total Iron	mg/L	0.01	0.62	2.18	3.54	0.03	0.03	
Total Lead	mg/L	0.001	<0.001	<0.001	<0.001	<0.001	<0.001	
Total Lithium	mg/L	0.005	<0.005	<0.005	<0.005	<0.005	<0.005	
Total Magnesium	mg/L	0.05	4.43	3.93	8.56	0.24	0.23	
Total Manganese	mg/L	0.002	0.043	0.921	0.241	<0.002	<0.002	
Total Mercury	mg/L	0.0001	<0.0001	<0.0001	<0.0001	<0.0001	<0.0001	
Total Molybdenum	mg/L	0.002	<0.002	<0.002	<0.002	<0.002	<0.002	
Total Nickel	mg/L	0.003	<0.003	<0.003	0.003	<0.003	<0.003	
Total Potassium	mg/L	0.05	2.16	1.05	2.53	<0.05	0.05	
Total Selenium	mg/L	0.004	<0.004	<0.004	<0.004	<0.004	<0.004	
Total Silicon	mg/L	0.05	5.15	5.51	9.00	<0.05	<0.05	
Total Silver	mg/L	0.0001	<0.0001	<0.0001	<0.0001	<0.0001	<0.0001	
Total Sodium	mg/L	0.05	1.66	2.17	5.86	<0.05	<0.05	
Total Strontium	mg/L	0.005	0.040	0.060	0.082	<0.005	<0.005	
Total Tellurium	mg/L	0.05	<0.05	<0.05	0.10	0.06	0.08	
Total Thallium	mg/L	0.0003	<0.0003	<0.0003	<0.0003	<0.0003	<0.0003	
Total Tin	mg/L	0.002	<0.002	<0.002	<0.002	<0.002	<0.002	
Total Titanium	mg/L	0.002	0.003	0.004	0.091	<0.002	<0.002	
Total Tungsten	mg/L	0.002	<0.002	<0.002	<0.002	<0.002	<0.002	

Certified By:



## Certificate of Analysis

AGAT WORK ORDER: 13B708167

PROJECT NO: Goliath

5835 COOPERS AVENUE  
MISSISSAUGA, ONTARIO  
CANADA L4Z 1Y2  
TEL (905)712-5100  
FAX (905)712-5122  
<http://www.agatlabs.com>

CLIENT NAME: TREASURY METALS INC

ATTENTION TO: MAC POTTER

### Total Metals & Cations in water

DATE RECEIVED: 2013-04-22

DATE REPORTED: 2013-04-30

Parameter	Unit	SAMPLE DESCRIPTION:		Duplicate	Trip Blank	Field Blank
		SW7	SW8			
		SAMPLE TYPE:				
		DATE SAMPLED:				
		G / S	RDL	4285706	4285723	4285745
Total Uranium	mg/L	0.001	<0.001	<0.001	<0.001	<0.001
Total Vanadium	mg/L	0.002	<0.002	0.004	<0.002	<0.002
Total Zinc	mg/L	0.005	0.158	<0.005	0.034	<0.005

Comments: RDL - Reported Detection Limit; G / S - Guideline / Standard

Certified By:

## Quality Assurance

 CLIENT NAME: TREASURY METALS INC  
 PROJECT NO: Goliath

 AGAT WORK ORDER: 13B708167  
 ATTENTION TO: MAC POTTER

### Trace Organics Analysis

RPT Date: Apr 30, 2013			DUPLICATE				Method Blank	REFERENCE MATERIAL			METHOD BLANK SPIKE			MATRIX SPIKE		
PARAMETER	Batch	Sample Id	Dup #1	Dup #2	RPD	Measured Value		Acceptable Limits		Recovery	Acceptable Limits		Recovery	Acceptable Limits		
								Lower	Upper		Lower	Upper		Lower	Upper	
Total Oil and Grease [water]																
Total Oil and Grease in water	1		0.6	0.6	0.0%	< 0.5	NA	70%	130%	96%	70%	130%	101%	70%	130%	

Certified By: \_\_\_\_\_



## Quality Assurance

CLIENT NAME: TREASURY METALS INC

AGAT WORK ORDER: 13B708167

PROJECT NO: Goliath

ATTENTION TO: MAC POTTER

Water Analysis															
RPT Date: Apr 30, 2013			DUPLICATE				Method Blank	REFERENCE MATERIAL			METHOD BLANK SPIKE		MATRIX SPIKE		
PARAMETER	Batch	Sample Id	Dup #1	Dup #2	RPD	Measured Value		Acceptable Limits		Recovery	Acceptable Limits		Recovery	Acceptable Limits	
								Lower	Upper		Lower	Upper		Lower	Upper
<b>Inorganic Chemistry (Water)</b>															
pH	1	4285644	6.61	6.81	3.0%	NA	100%	90%	110%	NA	0%	0%	NA	0%	0%
Alkalinity (as CaCO <sub>3</sub> )	1	4285644	17	21	NA	< 5	96%	80%	120%	NA	0%	0%	NA	0%	0%
Electrical Conductivity	1	4285644	100	99	1.0%	< 2	98%	80%	120%	NA	0%	0%	NA	0%	0%
Total Suspended Solids	1	4285644	< 10	< 10	0.0%	< 10	106%	80%	120%	NA	0%	0%	NA	0%	0%
Chloride	4283790		68.6	69.5	1.3%	< 0.10	98%	90%	110%	99%	90%	110%	98%	80%	120%
Nitrate as N	4283790		2.21	2.09	5.6%	< 0.05	95%	90%	110%	107%	90%	110%	108%	80%	120%
Nitrite as N	4283790		<0.05	<0.05	0.0%	< 0.05	NA	90%	110%	103%	90%	110%	109%	80%	120%
Sulphate	4283790		4.85	4.49	7.8%	< 0.10	101%	90%	110%	100%	90%	110%	100%	80%	120%
Ammonia as N	1	4285630	0.36	0.35	2.8%	< 0.02	103%	90%	110%	104%	90%	110%	114%	80%	120%
Total Phosphorus	1		1.08	1.14	5.4%	< 0.02	96%	90%	110%	92%	90%	110%	104%	80%	120%
Cyanide, Free	1	4285424	< 0.002	< 0.002	0.0%	< 0.002	100%	90%	110%	101%	90%	110%	106%	70%	130%
Total Cyanide	1	4285745	< 0.002	< 0.002	0.0%	< 0.002	101%	80%	120%	104%	90%	110%	109%	70%	130%
<b>Dissolved Metals &amp; Cations (Water)</b>															
Aluminum	1	4285424	0.014	0.014	0.0%	< 0.004	92%	90%	110%	96%	90%	110%	97%	70%	130%
Antimony	1	4285424	< 0.003	< 0.003	0.0%	< 0.003	102%	90%	110%	97%	90%	110%	100%	70%	130%
Arsenic	1	4285424	< 0.003	< 0.003	0.0%	< 0.003	99%	90%	110%	101%	90%	110%	105%	70%	130%
Barium	1	4285424	0.022	0.023	4.4%	< 0.002	101%	90%	110%	103%	90%	110%	105%	70%	130%
Beryllium	1	4285424	< 0.001	< 0.001	0.0%	< 0.001	96%	90%	110%	105%	90%	110%	107%	70%	130%
Bismuth	1	4285424	< 0.002	< 0.002	0.0%	< 0.002	97%	90%	110%	94%	90%	110%	98%	70%	130%
Boron	1	4285424	< 0.01	< 0.01	0.0%	< 0.01	101%	90%	110%	105%	90%	110%	109%	70%	130%
Cadmium	1	4285424	< 0.0001	< 0.0001	0.0%	< 0.0001	99%	90%	110%	107%	90%	110%	106%	70%	130%
Calcium	1	4285424	39.5	38.8	1.8%	< 0.05	102%	90%	110%	104%	90%	110%	100%	70%	130%
Chromium	1	4285424	< 0.003	< 0.003	0.0%	< 0.003	98%	90%	110%	103%	90%	110%	96%	70%	130%
Cobalt	1	4285424	< 0.0005	< 0.0005	0.0%	< 0.0005	94%	90%	110%	99%	90%	110%	101%	70%	130%
Copper	1	4285424	< 0.002	< 0.002	0.0%	< 0.002	98%	90%	110%	97%	90%	110%	101%	70%	130%
Iron	1	4285424	0.087	0.082	5.9%	< 0.01	95%	90%	110%	99%	90%	110%	82%	70%	130%
Lead	1	4285424	< 0.001	< 0.001	0.0%	< 0.001	95%	90%	110%	94%	90%	110%	98%	70%	130%
Lithium	1	4285424	< 0.010	< 0.010	0.0%	< 0.010	94%	90%	110%	99%	90%	110%	98%	70%	130%
Magnesium	1	4285424	7.14	7.09	0.7%	< 0.05	104%	90%	110%	105%	90%	110%	102%	70%	130%
Manganese	1	4285424	0.119	0.119	0.0%	< 0.002	91%	90%	110%	97%	90%	110%	90%	70%	130%
Mercury	1	4285424	< 0.0001	< 0.0001	0.0%	< 0.0001	99%	90%	110%	100%	90%	110%	102%	80%	120%
Molybdenum	1	4285424	< 0.002	< 0.002	0.0%	< 0.002	100%	90%	110%	100%	90%	110%	100%	70%	130%
Nickel	1	4285424	< 0.003	< 0.003	0.0%	< 0.003	95%	90%	110%	101%	90%	110%	101%	70%	130%
Potassium	1	4285424	1.88	1.84	2.2%	< 0.05	104%	90%	110%	100%	90%	110%	99%	70%	130%
Selenium	1	4285424	< 0.004	< 0.004	0.0%	< 0.004	100%	90%	110%	103%	90%	110%	107%	70%	130%
Silicon	1	4285424	6.35	6.67	4.9%	< 0.05	99%	90%	110%	105%	90%	110%	105%	70%	130%
Silver	1	4285424	< 0.0001	< 0.0001	0.0%	< 0.0001	102%	90%	110%	108%	90%	110%	94%	70%	130%
Sodium	1	4285424	3.68	3.63	1.4%	< 0.05	104%	90%	110%	101%	90%	110%	100%	70%	130%

## Quality Assurance

CLIENT NAME: TREASURY METALS INC

AGAT WORK ORDER: 13B708167

PROJECT NO: Goliath

ATTENTION TO: MAC POTTER

### Water Analysis (Continued)

RPT Date: Apr 30, 2013			DUPLICATE				Method Blank	REFERENCE MATERIAL			METHOD BLANK SPIKE			MATRIX SPIKE		
PARAMETER	Batch	Sample Id	Dup #1	Dup #2	RPD	Measured Value		Acceptable Limits		Recovery	Acceptable Limits		Recovery	Acceptable Limits		
								Lower	Upper		Lower	Upper		Lower	Upper	
Strontium	1	4285424	0.057	0.060	5.1%	< 0.005	99%	90%	110%	103%	90%	110%	100%	70%	130%	
Tellurium	1	4285424	< 0.05	< 0.05	0.0%	< 0.05	101%	90%	110%	106%	90%	110%	104%	70%	130%	
Thallium	1	4285424	< 0.0003	< 0.0003	0.0%	< 0.0003	95%	90%	110%	100%	90%	110%	103%	70%	130%	
Tin	1	4285424	< 0.002	< 0.002	0.0%	< 0.002	102%	90%	110%	97%	90%	110%	99%	70%	130%	
Titanium	1	4285424	< 0.002	< 0.002	0.0%	< 0.002	101%	90%	110%	103%	90%	110%	100%	70%	130%	
Tungsten	1	4285424	< 0.002	< 0.002	0.0%	< 0.002	104%	90%	110%	97%	90%	110%	100%	70%	130%	
Uranium	1	4285424	< 0.002	< 0.002	0.0%	< 0.002	103%	90%	110%	93%	90%	110%	100%	70%	130%	
Vanadium	1	4285424	< 0.002	< 0.002	0.0%	< 0.002	101%	90%	110%	103%	90%	110%	101%	70%	130%	
Zinc	1	4285424	< 0.005	< 0.005	0.0%	< 0.005	98%	90%	110%	102%	90%	110%	103%	70%	130%	
Total Metals & Cations in water																
Total Aluminum	1	4285424	0.418	0.420	0.5%	< 0.020	99%	90%	110%	101%	80%	120%	96%	70%	130%	
Total Antimony	1	4285424	< 0.020	< 0.020	0.0%	< 0.020	99%	90%	110%	99%	80%	120%	100%	70%	130%	
Total Arsenic	1	4285424	< 0.015	< 0.015	0.0%	< 0.015	96%	90%	110%	99%	80%	120%	97%	70%	130%	
Total Barium	1	4285424	0.031	0.030	3.3%	< 0.010	101%	90%	110%	104%	80%	120%	104%	70%	130%	
Total Beryllium	1	4285424	< 0.010	< 0.010	0.0%	< 0.010	104%	90%	110%	107%	80%	120%	105%	70%	130%	
Total Bismuth	1	4285424	< 0.010	< 0.010	0.0%	< 0.010	102%	90%	110%	93%	80%	120%	91%	70%	130%	
Total Boron	1	4285424	< 0.050	< 0.050	0.0%	< 0.050	110%	90%	110%	110%	80%	120%	109%	70%	130%	
Total Cadmium	1	4285424	< 0.010	< 0.010	0.0%	< 0.010	102%	90%	110%	119%	80%	120%	101%	70%	130%	
Total Calcium	1	4285424	40.4	40.8	1.0%	< 0.20	100%	90%	110%	102%	80%	120%	96%	70%	130%	
Total Chromium	1	4285424	< 0.015	< 0.015	0.0%	< 0.015	102%	90%	110%	108%	80%	120%	106%	70%	130%	
Total Cobalt	1	4285424	< 0.010	< 0.010	0.0%	< 0.010	99%	90%	110%	108%	80%	120%	104%	70%	130%	
Total Copper	1	4285424	< 0.015	< 0.015	0.0%	< 0.015	101%	90%	110%	106%	80%	120%	102%	70%	130%	
Total Iron	1	4285424	0.727	0.721	0.8%	< 0.050	98%	90%	110%	94%	80%	120%	96%	70%	130%	
Total Lead	1	4285424	< 0.010	< 0.010	0.0%	< 0.010	93%	90%	110%	94%	80%	120%	89%	70%	130%	
Total Lithium	1	4285424	< 0.010	< 0.010	0.0%	< 0.010	106%	90%	110%	110%	80%	120%	103%	70%	130%	
Total Magnesium	1	4285424	7.47	7.43	0.5%	< 0.20	98%	90%	110%	100%	80%	120%	96%	70%	130%	
Total Manganese	1	4285424	0.214	0.204	4.8%	< 0.015	107%	90%	110%	108%	80%	120%	107%	70%	130%	
Total Mercury	1	4285424	< 0.0002	< 0.0002	0.0%	< 0.0002	99%	90%	110%	100%	90%	110%	102%	80%	120%	
Total Molybdenum	1	4285424	< 0.010	< 0.010	0.0%	< 0.010	100%	90%	110%	99%	80%	120%	95%	70%	130%	
Total Nickel	1	4285424	< 0.015	< 0.015	0.0%	< 0.015	98%	90%	110%	103%	80%	120%	101%	70%	130%	
Total Potassium	1	4285424	2.17	1.89	13.8%	< 0.20	99%	90%	110%	100%	80%	120%	95%	70%	130%	
Total Selenium	1	4285424	< 0.020	< 0.020	0.0%	< 0.020	100%	90%	110%	101%	80%	120%	99%	70%	130%	
Total Silicon	1	4285424	8.06	7.84	2.8%	< 0.050	104%	90%	110%	109%	80%	120%	109%	70%	130%	
Total Silver	1	4285424	< 0.010	< 0.010	0.0%	< 0.010	101%	90%	110%	110%	80%	120%	117%	70%	130%	
Total Sodium	1	4285424	3.51	3.47	1.1%	< 0.20	98%	90%	110%	98%	80%	120%	94%	70%	130%	
Total Strontium	1	4285424	0.065	0.063	3.1%	< 0.020	99%	90%	110%	104%	80%	120%	102%	70%	130%	
Total Tellurium	1	4285424	< 0.006	< 0.006	0.0%	< 0.006	98%	90%	110%	99%	90%	110%	101%	70%	130%	
Total Thallium	1	4285424	< 0.030	< 0.030	0.0%	< 0.030	97%	90%	110%	90%	80%	120%	88%	70%	130%	
Total Tin	1	4285424	< 0.015	< 0.015	0.0%	< 0.015	109%	90%	110%	109%	80%	120%	105%	70%	130%	



## Quality Assurance

 CLIENT NAME: TREASURY METALS INC  
 PROJECT NO: Goliath

 AGAT WORK ORDER: 13B708167  
 ATTENTION TO: MAC POTTER

### Water Analysis (Continued)

RPT Date: Apr 30, 2013			DUPLICATE				Method Blank	REFERENCE MATERIAL			METHOD BLANK SPIKE			MATRIX SPIKE		
PARAMETER	Batch	Sample Id	Dup #1	Dup #2	RPD	Measured Value		Acceptable Limits		Recovery	Acceptable Limits		Recovery	Acceptable Limits		
								Lower	Upper		Lower	Upper		Lower	Upper	
Total Titanium	1	4285424	0.021	0.021	0.0%	< 0.010	105%	90%	110%	105%	80%	120%	105%	70%	130%	
Total Tungsten	1	4285424	< 0.050	< 0.050	0.0%	< 0.050	104%	90%	110%	96%	80%	120%	97%	70%	130%	
Total Uranium	1	4285424	< 0.010	< 0.010	0.0%	< 0.010	110%	90%	110%	102%	80%	120%	100%	70%	130%	
Total Vanadium	1	4285424	< 0.010	< 0.010	0.0%	< 0.010	108%	90%	110%	109%	80%	120%	107%	70%	130%	
Total Zinc	1	4285424	< 0.020	< 0.020	0.0%	< 0.020	100%	90%	110%	105%	80%	120%	102%	70%	130%	

Certified By:



## Method Summary

CLIENT NAME: TREASURY METALS INC

AGAT WORK ORDER: 13B708167

PROJECT NO: Goliath

ATTENTION TO: MAC POTTER

PARAMETER	AGAT S.O.P	LITERATURE REFERENCE	ANALYTICAL TECHNIQUE
Trace Organics Analysis			
Total Oil and Grease in water	VOL 5011	EPA SW-846 3510C & 8015B	GRAVIMETRIC

## Method Summary

CLIENT NAME: TREASURY METALS INC

AGAT WORK ORDER: 13B708167

PROJECT NO: Goliath

ATTENTION TO: MAC POTTER

PARAMETER	AGAT S.O.P	LITERATURE REFERENCE	ANALYTICAL TECHNIQUE
Water Analysis			
Aluminum	MET-93-6103	EPA SW-846 6020A & 200.8	ICP-MS
Antimony	MET-93-6103	EPA SW-846 6020A & 200.8	ICP-MS
Arsenic	MET-93-6103	EPA SW-846 6020A & 200.8	ICP-MS
Barium	MET-93-6103	EPA SW-846 6020A & 200.8	ICP-MS
Beryllium	MET-93-6103	EPA SW-846 6020A & 200.8	ICP-MS
Bismuth	MET-93-6103	EPA SW-846 6020A & 200.8	ICP-MS
Boron	MET-93-6103	EPA SW-846 6020A & 200.8	ICP-MS
Cadmium	MET-93-6103	EPA SW-846 6020A & 200.8	ICP-MS
Calcium	MET-93-6105	EPA SW-846 6010C & 200.7	ICP/OES
Chromium	MET-93-6103	EPA SW-846 6020A & 200.8	ICP-MS
Cobalt	MET-93-6103	EPA SW-846 6020A & 200.8	ICP-MS
Copper	MET-93-6103	EPA SW-846 6020A & 200.8	ICP-MS
Iron	MET-93-6103	EPA SW-846 6020A & 200.8	ICP-MS
Lead	MET-93-6103	EPA SW-846 6020A & 200.8	ICP-MS
Lithium	MET-93-6103	EPA SW-846 6020A & 200.8	ICP-MS
Magnesium	MET-93-6105	EPA SW-846 6010C & 200.7	ICP/OES
Manganese	MET-93-6103	EPA SW-846 6020A & 200.8	ICP-MS
Mercury	MET-93-6100	EPA SW-846 7470 & 245.1	CVAAS
Molybdenum	MET-93-6103	EPA SW-846 6020A & 200.8	ICP-MS
Nickel	MET-93-6103	EPA SW-846 6020A & 200.8	ICP-MS
Potassium	MET-93-6105	EPA SW-846 6010C & 200.7	ICP/OES
Selenium	MET-93-6103	EPA SW-846 6020A & 200.8	ICP-MS
Silicon	MET-93-6103	EPA SW-846 6020A & 200.8	ICP-MS
Silver	MET-93-6103	EPA SW-846 6020A & 200.8	ICP-MS
Sodium	MET-93-6105	EPA SW-846 6010C & 200.7	ICP/OES
Strontium	MET-93-6103	EPA SW-846 6020A & 200.8	ICP-MS
Tellurium	MET-93-6103	EPA SW 846-6020A & 200.8	ICP-MS
Thallium	MET-93-6103	EPA SW-846 6020A & 200.8	ICP-MS
Tin	MET-93-6103	EPA SW-846 6020A & 200.8	ICP-MS
Titanium	MET-93-6103	EPA SW-846 6020A & 200.8	ICP-MS
Tungsten	MET-93-6103	EPA SW-846 6020A & 200.8	ICP-MS
Uranium	MET-93-6103	EPA SW-846 6020A & 200.8	ICP-MS
Vanadium	MET-93-6103	EPA SW-846 6020A & 200.8	ICP-MS
Zinc	MET-93-6103	EPA SW-846 6020A & 200.8	ICP-MS
pH	INOR-93-6000	SM 4500-H+ B	PC TITRATE
Alkalinity (as CaCO <sub>3</sub> )	INOR-93-6000	SM 2320 B	PC TITRATE
Electrical Conductivity	INOR-93-6000	SM 2510 B	PC TITRATE
Total Hardness (as CaCO <sub>3</sub> )	MET-93-6105	EPA SW-846 6010C & 200.7 & SM 2340 B	ICP/OES
Total Suspended Solids	INOR-93-6028	SM 2540 D	BALANCE
Acidity (as CaCO <sub>3</sub> )		SM 2310 B	TITRATION
Chloride	INOR-93-6004	SM 4110 B	ION CHROMATOGRAPH
Nitrate as N	INOR-93-6004	SM 4110 B	ION CHROMATOGRAPH
Nitrite as N	INOR-93-6004	SM 4110 B	ION CHROMATOGRAPH
Sulphate	INOR-93-6004	SM 4110 B	ION CHROMATOGRAPH
Ammonia as N	INOR-93-6002	AQ2 EPA-103A & SM 4500 NH <sub>3</sub> -F	AQ-2 DISCRETE ANALYZER
Total Phosphorus	INOR-93-6022	SM 4500-P B&E	SPECTROPHOTOMETER
Cyanide, Free	INOR-93-6052	MOE CN-3015 & SM 4500 CN- I	TECHNICON AUTO ANALYZER
Total Cyanide	INOR-93-6051	MOE 3015 & SM 4500 CN- A,B,C	TECHNICON AUTO ANALYZER

## Method Summary

CLIENT NAME: TREASURY METALS INC

AGAT WORK ORDER: 13B708167

PROJECT NO: Goliath

ATTENTION TO: MAC POTTER

PARAMETER	AGAT S.O.P	LITERATURE REFERENCE	ANALYTICAL TECHNIQUE
Total Aluminum	MET-93-6103	EPA SW-846 3010A & 6020A	ICP-MS
Total Antimony	MET-93-6103	EPA SW-846 3010A & 6020A	ICP-MS
Total Arsenic	MET-93-6103	EPA SW-846 3010A & 6020A	ICP-MS
Total Barium	MET-93-6103	EPA SW-846 3010A & 6020A	ICP-MS
Total Beryllium	MET-93-6103	EPA SW-846 3010A & 6020A	ICP-MS
Total Bismuth	MET-93-6103	EPA SW-846 3010A & 6020A	ICP-MS
Total Boron	MET-93-6103	EPA SW-846 3010A & 6020A	ICP-MS
Total Cadmium	MET-93-6103	EPA SW-846 3010A & 6020A	ICP-MS
Total Calcium	MET-93-6105	EPA SW-846 3010A & 6010C	ICP/OES
Total Chromium	MET-93-6103	EPA SW-846 3010A & 6020A	ICP-MS
Total Cobalt	MET-93-6103	EPA SW-846 3010A & 6020A	ICP-MS
Total Copper	MET-93-6103	EPA SW-846 3010A & 6020A	ICP-MS
Total Iron	MET-93-6103	EPA SW-846 3010A & 6020A	ICP-MS
Total Lead	MET-93-6103	EPA SW-846 3010A & 6020A	ICP-MS
Total Lithium	MET-93-6103	EPA SW-846 3010A & 6020A	ICP-MS
Total Magnesium	MET-93-6105	EPA SW-846 3010A & 6020A	ICP/OES
Total Manganese	MET-93-6103	EPA SW-846 3010A & 6020A	ICP-MS
Total Mercury	MET-93-6100	EPA SW-846 7470 & 245.1	CVAAS
Total Molybdenum	MET-93-6103	EPA SW-846 3010A & 6020A	ICP-MS
Total Nickel	MET-93-6103	EPA SW-846 3010A & 6020A	ICP-MS
Total Potassium	MET-93-6105	EPA SW-846 3010A & 6020A	ICP/OES
Total Selenium	MET-93-6103	EPA SW-846 3010A & 6020A	ICP-MS
Total Silicon	MET-93-6103	EPA SW-846 3010A & 6010C	ICP-MS
Total Silver	MET-93-6103	EPA SW-846 3010A & 6020A	ICP-MS
Total Sodium	MET-93-6105	EPA SW-846 3010A & 6020A	ICP/OES
Total Strontium	MET-93-6103	EPA SW-846 3010A & 6020A	ICP-MS
Total Tellurium	MET-93-6103	EPA SW-846 3010A & 6020A	ICP-MS
Total Thallium	MET-93-6103	EPA SW-846 3010A & 6020A	ICP-MS
Total Tin	MET-93-6103	EPA SW-846 3010A & 6020A	ICP-MS
Total Titanium	MET-93-6103	EPA SW-846 3010A & 6020A	ICP-MS
Total Tungsten	MET-93-6103	EPA SW-846 3010A & 6020A	ICP-MS
Total Uranium	MET-93-6103	EPA SW-846 3010A & 6020A	ICP-MS
Total Vanadium	MET-93-6103	EPA SW-846 3010A & 6020A	ICP-MS
Total Zinc	MET-93-6103	EPA SW-846 3010A & 6020A	ICP-MS



**AGAT**  
Laboratories

5835 Coopers Avenue  
Mississauga, ON  
L4Z 1Y2  
AGAT WO #:  
AGAT Temperature: 13B708167  
Lab Temperature: \*See attached\*  
Notes: \_\_\_\_\_

**Chain of Custody Record**

P: 905.712.5100 • F: 905.712.5122 • TF: 800.856.6261

**Client Information**

Company: Treasury Metals  
Contact: Mac Rother  
Address: 899 Tree Nursery Rd.  
Phone: 807 938 6961 Fax: 807 938 6499  
Project: Coliath PO: \_\_\_\_\_  
AGAT Quotation #: 17860  
Please note, if quotation number is not provided, client will be billed full price for analysis.

**Regulatory Requirements**

Regulation 153/04 (reg. 511 Amend.)  
Table \_\_\_\_\_ Indicate one  
 Ind/Com  
 Res/Park  
 Agriculture  
Soil Texture (check one)  
 Coarse  Fine  
 Sewer Use  
Region \_\_\_\_\_ Indicate one  
 Sanitary  
 Storm  
 Regulation 339  
 CCME  
 Other (specify) \_\_\_\_\_  
 Prov. Water Quality Objectives (PWQO)  
 None

**Invoice To**

Company: \_\_\_\_\_ Same: Yes  No   
Contact: \_\_\_\_\_  
Address: \_\_\_\_\_

**Legend Matrix**

GW Ground Water O Oil  
SW Surface Water P Paint  
SD Sediment S Soil

**Report Information** - reports to be sent to:

1. Name: Mac Rother  
Email: mac@treasurymetals.com  
2. Name: \_\_\_\_\_  
Email: \_\_\_\_\_

Is this a drinking water sample? (potable water intended for human consumption)  
 Yes  No  
If "Yes", please use the Drinking Water Chain of Custody Form

Is this submission for a Record of Site Condition?  
 Yes  No

Sample Identification	Date Sampled	Time Sampled	Sample Matrix	# of Containers	Comments Site/Sample Information	Metals and Inorganics	Metal Scan	Hydride Forming Metals	Client Custom Metals	ORPs: <input type="checkbox"/> B-HWS <input checked="" type="checkbox"/> Cl- <input checked="" type="checkbox"/> CN- <input checked="" type="checkbox"/> EC <input type="checkbox"/> FOC <input checked="" type="checkbox"/> Cr+6 <input type="checkbox"/> SAR <input checked="" type="checkbox"/> NO <sub>3</sub> /NO <sub>2</sub> <input type="checkbox"/> N-Total <input checked="" type="checkbox"/> Hg <input checked="" type="checkbox"/> pH	Nutrients: <input checked="" type="checkbox"/> TP <input type="checkbox"/> NH <sub>3</sub> <input type="checkbox"/> TKN <input type="checkbox"/> NO <sub>3</sub> <input checked="" type="checkbox"/> NO <sub>2</sub> <input checked="" type="checkbox"/> NO <sub>3</sub> /NO <sub>2</sub>	VOC: <input type="checkbox"/> VOC <input type="checkbox"/> THM <input type="checkbox"/> BTEX	CCME Fractions 1 to 4	ABNs	PAHs	Chlorophenols	PCBs	Organochlorine Pesticides	TCLP Metals/Inorganics	Sewer Use		
SW9	16/04/13	1:00	SW	10	ALL DISCOVERED METALS / METAL SCAN	X	X			X												
SW2	17/04/13																					
SW1																						
TL3																						
TL19																						
ICTa																						
SW11	19/04/13																					
SW10																						
SW7																						
SW8																						
Duplicate	17/04/13																					
Travel / Field Blank	16/04/13																					

Samples Relinquished By (Print Name and Sign): Mac Rother Date/Time: 16/04/13 1:00 PM  
Samples Relinquished By (Print Name and Sign): Frank Conc Date/Time: 19/04/13 2:00 PM  
Samples Received By (Print Name and Sign): Alvina Date/Time: 19/04/13 9:05 AM  
Samples Received By (Print Name and Sign): Frank Conc Date/Time: 19/04/13 2:00 PM  
Page 1 of 1  
No: 194675

# Treasury Metals

## 5 black coolers

① 6.4/7.3/6.9

② 5.1/5.4/5.6

③ 6.3/6.0/7.1

④ 4.3/5.7/5.5

⑤ 6.6/6.3/6.0.

*Alazmi*

Apr 23/2013.

9:05am.





TREASURY METALS INC.  
ATTN: Mac Potter  
P.O. Box 789  
Dryden ON P8N 2Z4

Date Received: 31-JAN-13  
Report Date: 13-FEB-13 13:59 (MT)  
Version: FINAL

Client Phone: 807-938-6961

## Certificate of Analysis

**Lab Work Order #:** L1263671  
**Project P.O. #:** M0210-P0115  
**Job Reference:** JOB M0906A01  
**C of C Numbers:**  
**Legal Site Desc:** GOLIATH PROJECT

Tricia Sampson  
Account Manager Supervisor

[This report shall not be reproduced except in full without the written authority of the Laboratory.]

ADDRESS: 1081 Barton Street, Thunder Bay, ON P7B 5N3 Canada | Phone: +1 807 623 6463 | Fax: +1 807 623 7598  
ALS CANADA LTD Part of the ALS Group A Campbell Brothers Limited Company

## ALS ENVIRONMENTAL ANALYTICAL REPORT

	Sample ID Description Sampled Date Sampled Time Client ID	L1263671-1 WATER 29-JAN-13 13:00 SW1	L1263671-2 WATER 29-JAN-13 13:00 SW2	L1263671-3 WATER 29-JAN-13 13:00 SW4	L1263671-4 WATER 29-JAN-13 13:00 SW5	L1263671-5 WATER 29-JAN-13 13:00 SW6
Grouping	Analyte					
<b>WATER</b>						
<b>Physical Tests</b>	Conductivity (EC) (uS/cm)	177	152	113	122	118
	Hardness (as CaCO3) (mg/L)	98	93	60	59	63
	pH (pH)	7.26	7.41	7.52	7.60	7.56
	Total Suspended Solids (mg/L)	<2.0	10.1	<2.0	<2.0	<2.0
<b>Anions and Nutrients</b>	Acidity (as CaCO3) (mg/L)	9.8	9.8	7.6	7.2	6.2
	Alkalinity, Total (as CaCO3) (mg/L CaCO3)	84.8	74.8	45.6	49.1	50.0
	Ammonia, Total (as N) (mg/L)	0.070	0.066	<0.020	<0.020	<0.020
	Chloride (Cl) (mg/L)	0.86	0.78	4.13	4.75	3.64
	Nitrate (as N) (mg/L)	0.047	0.053	0.038	0.055	0.075
	Nitrite (as N) (mg/L)	<0.020	<0.020	<0.020	<0.020	<0.020
	Phosphorus (P)-Total (mg/L)	0.0069	0.0293	0.0087	0.0077	0.0292
	Sulfate (SO4) (mg/L)	2.95	2.31	3.06	3.91	2.46
<b>Cyanides</b>	Cyanide, Weak Acid Diss (mg/L)	<0.0020	<0.0020	<0.0020	<0.0020	<0.0020
	Cyanide, Total (mg/L)	<0.0020	<0.0020	<0.0020	<0.0020	<0.0020
	Cyanide, Free (mg/L)	<0.0050	<0.0050	<0.0050	<0.0050	<0.0050
<b>Total Metals</b>	Aluminum (Al)-Total (mg/L)	0.096	0.262	<0.010	0.012	0.846
	Antimony (Sb)-Total (mg/L)	<0.00050	<0.00050	<0.00050	<0.00050	<0.00050
	Arsenic (As)-Total (mg/L)	<0.0010	<0.0010	<0.0010	<0.0010	<0.0010
	Barium (Ba)-Total (mg/L)	0.0147	0.0178	0.0087	0.0090	0.0162
	Beryllium (Be)-Total (mg/L)	<0.00050	<0.00050	<0.00050	<0.00050	<0.00050
	Bismuth (Bi)-Total (mg/L)	<0.0010	<0.0010	<0.0010	<0.0010	<0.0010
	Boron (B)-Total (mg/L)	<0.010	<0.010	<0.010	<0.010	<0.010
	Cadmium (Cd)-Total (mg/L)	<0.000090	<0.000090	<0.000090	<0.000090	<0.000090
	Calcium (Ca)-Total (mg/L)	31.9	26.2	17.9	17.5	19.2
	Chromium (Cr)-Total (mg/L)	<0.00050	0.00092	<0.00050	<0.00050	0.00132
	Cobalt (Co)-Total (mg/L)	<0.00050	<0.00050	<0.00050	<0.00050	<0.00050
	Copper (Cu)-Total (mg/L)	<0.0010	0.0025	0.0015	0.0020	0.0036
	Iron (Fe)-Total (mg/L)	1.13	1.24	<0.050	<0.050	0.734
	Lead (Pb)-Total (mg/L)	<0.00050	<0.00050	<0.00050	<0.00050	<0.00050
	Lithium (Li)-Total (mg/L)	<0.10	<0.10	<0.10	<0.10	<0.10
	Magnesium (Mg)-Total (mg/L)	4.45	6.80	3.72	3.69	3.70
	Manganese (Mn)-Total (mg/L)	0.193	0.0382	<0.0010	0.0010	0.0105
	Mercury (Hg)-Total (mg/L)	<0.000010	<0.000010	<0.000010	<0.000010	<0.000010
	Molybdenum (Mo)-Total (mg/L)	<0.00050	<0.00050	<0.00050	<0.00050	<0.00050
	Nickel (Ni)-Total (mg/L)	<0.0010	0.0016	<0.0010	<0.0010	0.0012
	Phosphorus (P)-Total (mg/L)	<0.050	0.051	<0.050	<0.050	0.057
	Potassium (K)-Total (mg/L)	1.8	<1.0	1.2	1.2	1.2

\* Please refer to the Reference Information section for an explanation of any qualifiers detected.



## ALS ENVIRONMENTAL ANALYTICAL REPORT

	Sample ID Description Sampled Date Sampled Time Client ID	L1263671-6 WATER 28-JAN-13 13:00 SW7	L1263671-7 WATER 28-JAN-13 13:00 SW8	L1263671-8 WATER 28-JAN-13 13:00 SW10	L1263671-9 WATER 29-JAN-13 13:00 TL1A	L1263671-10 WATER 29-JAN-13 13:00 TL3
Grouping	Analyte					
<b>WATER</b>						
<b>Physical Tests</b>	Conductivity (EC) (uS/cm)	151	219	150	135	214
	Hardness (as CaCO3) (mg/L)	88	130	86	75	133
	pH (pH)	7.58	7.66	7.58	6.77	7.63
	Total Suspended Solids (mg/L)	4.5	4.4	<2.0	12.0	6.3
<b>Anions and Nutrients</b>	Acidity (as CaCO3) (mg/L)	7.0	6.8	8.2	22.4	7.8
	Alkalinity, Total (as CaCO3) (mg/L CaCO3)	66.6	111	75.2	56.4	102
	Ammonia, Total (as N) (mg/L)	0.065	0.270	0.034	0.552	0.320
	Chloride (Cl) (mg/L)	0.70	0.38	0.38	3.10	2.75
	Nitrate (as N) (mg/L)	0.533	0.177	0.066	0.056	0.159
	Nitrite (as N) (mg/L)	<0.020	<0.020	<0.020	<0.020	0.037
	Phosphorus (P)-Total (mg/L)	0.0106	<0.0050	<0.0050	0.0636	0.0529
	Sulfate (SO4) (mg/L)	8.35	1.69	2.56	5.58	3.29
<b>Cyanides</b>	Cyanide, Weak Acid Diss (mg/L)	<0.0020	<0.0020	<0.0020	<0.0020	<0.0020
	Cyanide, Total (mg/L)	<0.0020	<0.0020	<0.0020	<0.0020	<0.0020
	Cyanide, Free (mg/L)	<0.0050	<0.0050	<0.0050	<0.0050	<0.0050
<b>Total Metals</b>	Aluminum (Al)-Total (mg/L)	0.057	0.034	0.030	0.428	0.470
	Antimony (Sb)-Total (mg/L)	<0.00050	<0.00050	<0.00050	<0.00050	<0.00050
	Arsenic (As)-Total (mg/L)	<0.0010	<0.0010	<0.0010	0.0014	<0.0010
	Barium (Ba)-Total (mg/L)	0.0137	0.0410	0.0182	0.0258	0.0187
	Beryllium (Be)-Total (mg/L)	<0.00050	<0.00050	<0.00050	<0.00050	<0.00050
	Bismuth (Bi)-Total (mg/L)	<0.0010	<0.0010	<0.0010	<0.0010	<0.0010
	Boron (B)-Total (mg/L)	<0.010	<0.010	<0.010	<0.010	<0.010
	Cadmium (Cd)-Total (mg/L)	<0.000090	<0.000090	<0.000090	<0.000090	<0.000090
	Calcium (Ca)-Total (mg/L)	27.0	45.5	28.1	21.5	37.3
	Chromium (Cr)-Total (mg/L)	<0.00050	<0.00050	0.00062	0.00123	0.00123
	Cobalt (Co)-Total (mg/L)	<0.00050	<0.00050	<0.00050	0.00723	0.00071
	Copper (Cu)-Total (mg/L)	0.0015	0.0012	0.0014	0.0013	0.0018
	Iron (Fe)-Total (mg/L)	0.939	1.42	1.13	10.4	6.47
	Lead (Pb)-Total (mg/L)	<0.00050	<0.00050	<0.00050	<0.00050	<0.00050
	Lithium (Li)-Total (mg/L)	<0.10	<0.10	<0.10	<0.10	<0.10
	Magnesium (Mg)-Total (mg/L)	5.04	4.06	3.91	5.13	9.74
	Manganese (Mn)-Total (mg/L)	0.0405	0.829	0.173	2.14	0.254
	Mercury (Hg)-Total (mg/L)	<0.000010	<0.000010	<0.000010	<0.000010	<0.000010
	Molybdenum (Mo)-Total (mg/L)	<0.00050	<0.00050	<0.00050	<0.00050	<0.00050
	Nickel (Ni)-Total (mg/L)	<0.0010	<0.0010	0.0011	0.0015	0.0012
	Phosphorus (P)-Total (mg/L)	<0.050	<0.050	<0.050	0.090	0.085
	Potassium (K)-Total (mg/L)	<1.0	<1.0	<1.0	<1.0	1.8

\* Please refer to the Reference Information section for an explanation of any qualifiers detected.

## ALS ENVIRONMENTAL ANALYTICAL REPORT

	Sample ID	L1263671-11	L1263671-12	L1263671-13	L1263671-14
	Description	WATER	WATER	WATER	WATER
	Sampled Date	28-JAN-13	29-JAN-13	29-JAN-13	29-JAN-13
	Sampled Time	13:00	13:00	13:00	13:00
	Client ID	JCTA	TRAVEL	FIELD	DUPLICATE
Grouping	Analyte				
<b>WATER</b>					
<b>Physical Tests</b>	Conductivity (EC) (uS/cm)	191	<3.0	<3.0	136
	Hardness (as CaCO3) (mg/L)	108	<10	<10	71
	pH (pH)	7.86	5.53	5.52	6.83
	Total Suspended Solids (mg/L)		<2.0	<2.0	11.7
<b>Anions and Nutrients</b>	Acidity (as CaCO3) (mg/L)		<2.0	<2.0	21.0
	Alkalinity, Total (as CaCO3) (mg/L CaCO3)		<5.0	<5.0	57.2
	Ammonia, Total (as N) (mg/L)		<0.020	<0.020	0.545
	Chloride (Cl) (mg/L)		<0.10	<0.10	2.68
	Nitrate (as N) (mg/L)		<0.030	<0.030	<0.030
	Nitrite (as N) (mg/L)		<0.020	<0.020	<0.020
	Phosphorus (P)-Total (mg/L)		<0.0050	<0.0050	0.0574
	Sulfate (SO4) (mg/L)		<0.30	<0.30	4.57
<b>Cyanides</b>	Cyanide, Weak Acid Diss (mg/L)	<0.0020	<0.0020	<0.0020	<0.0020
	Cyanide, Total (mg/L)	<0.0020	<0.0020	<0.0020	<0.0020
	Cyanide, Free (mg/L)	<0.0050	<0.0050	<0.0050	<0.0050
<b>Total Metals</b>	Aluminum (Al)-Total (mg/L)	0.529	<0.010	<0.010	0.453
	Antimony (Sb)-Total (mg/L)	<0.00050	<0.00050	<0.00050	<0.00050
	Arsenic (As)-Total (mg/L)	0.0011	<0.0010	<0.0010	0.0013
	Barium (Ba)-Total (mg/L)	0.0262	<0.0020	<0.0020	0.0247
	Beryllium (Be)-Total (mg/L)	<0.00050	<0.00050	<0.00050	<0.00050
	Bismuth (Bi)-Total (mg/L)	<0.0010	<0.0010	<0.0010	<0.0010
	Boron (B)-Total (mg/L)	<0.010	<0.010	<0.010	<0.010
	Cadmium (Cd)-Total (mg/L)	<0.000090	<0.000090	<0.000090	<0.000090
	Calcium (Ca)-Total (mg/L)	30.4	<0.50	<0.50	20.3
	Chromium (Cr)-Total (mg/L)	0.00141	<0.00050	<0.00050	0.00129
	Cobalt (Co)-Total (mg/L)	0.00314	<0.00050	<0.00050	0.00691
	Copper (Cu)-Total (mg/L)	0.0014	<0.0010	<0.0010	0.0016
	Iron (Fe)-Total (mg/L)	9.11	<0.050	<0.050	9.81
	Lead (Pb)-Total (mg/L)	<0.00050	<0.00050	<0.00050	<0.00050
	Lithium (Li)-Total (mg/L)	<0.10	<0.10	<0.10	<0.10
	Magnesium (Mg)-Total (mg/L)	7.75	<0.50	<0.50	4.95
	Manganese (Mn)-Total (mg/L)	2.08	<0.0010	<0.0010	2.02
	Mercury (Hg)-Total (mg/L)	<0.000010	<0.000010	<0.000010	<0.000010
	Molybdenum (Mo)-Total (mg/L)	<0.00050	<0.00050	<0.00050	<0.00050
	Nickel (Ni)-Total (mg/L)	0.0014	<0.0010	<0.0010	0.0015
	Phosphorus (P)-Total (mg/L)	0.101	<0.050	<0.050	0.091
	Potassium (K)-Total (mg/L)	1.5	<1.0	<1.0	<1.0

\* Please refer to the Reference Information section for an explanation of any qualifiers detected.

## ALS ENVIRONMENTAL ANALYTICAL REPORT

		Sample ID	L1263671-1	L1263671-2	L1263671-3	L1263671-4	L1263671-5
		Description	WATER	WATER	WATER	WATER	WATER
		Sampled Date	29-JAN-13	29-JAN-13	29-JAN-13	29-JAN-13	29-JAN-13
		Sampled Time	13:00	13:00	13:00	13:00	13:00
		Client ID	SW1	SW2	SW4	SW5	SW6
Grouping	Analyte						
<b>WATER</b>							
<b>Total Metals</b>	Selenium (Se)-Total (mg/L)		<0.00040	<0.00040	<0.00040	<0.00040	<0.00040
	Silicon (Si)-Total (mg/L)		7.9	4.8	1.5	1.4	2.4
	Silver (Ag)-Total (mg/L)		<0.00010	<0.00010	<0.00010	<0.00010	<0.00010
	Sodium (Na)-Total (mg/L)		2.57	1.82	3.98	3.93	3.75
	Strontium (Sr)-Total (mg/L)		0.0554	0.0524	0.0340	0.0342	0.0345
	Thallium (Tl)-Total (mg/L)		<0.00030	<0.00030	<0.00030	<0.00030	<0.00030
	Tin (Sn)-Total (mg/L)		<0.0010	<0.0010	<0.0010	<0.0010	<0.0010
	Titanium (Ti)-Total (mg/L)		0.0043	0.0097	<0.0020	<0.0020	0.0269
	Tungsten (W)-Total (mg/L)		<0.010	<0.010	<0.010	<0.010	<0.010
	Uranium (U)-Total (mg/L)		<0.0010	<0.0010	<0.0010	<0.0010	<0.0010
	Vanadium (V)-Total (mg/L)		<0.00050	0.00108	<0.00050	<0.00050	0.00152
	Zinc (Zn)-Total (mg/L)		<0.0030	0.0076	<0.0030	0.0041	<0.0030
	Zirconium (Zr)-Total (mg/L)		<0.0040	<0.0040	<0.0040	<0.0040	<0.0040
<b>Dissolved Metals</b>	Dissolved Metals Filtration Location		FIELD	FIELD	LAB	LAB	LAB
	Aluminum (Al)-Dissolved (mg/L)		0.012	0.113	<0.010	<0.010	0.125
	Antimony (Sb)-Dissolved (mg/L)		<0.00050	<0.00050	<0.00050	<0.00050	<0.00050
	Arsenic (As)-Dissolved (mg/L)		<0.0010	<0.0010	<0.0010	<0.0010	<0.0010
	Barium (Ba)-Dissolved (mg/L)		0.0126	0.0140	0.0077	0.0076	0.0100
	Beryllium (Be)-Dissolved (mg/L)		<0.00050	<0.00050	<0.00050	<0.00050	<0.00050
	Bismuth (Bi)-Dissolved (mg/L)		<0.0010	<0.0010	<0.0010	<0.0010	<0.0010
	Boron (B)-Dissolved (mg/L)		<0.010	<0.010	<0.010	<0.010	<0.010
	Cadmium (Cd)-Dissolved (mg/L)		<0.000090	<0.000090	<0.000090	<0.000090	<0.000090
	Calcium (Ca)-Dissolved (mg/L)		29.7	24.8	15.5	15.8	16.1
	Chromium (Cr)-Dissolved (mg/L)		<0.00050	<0.00050	<0.00050	<0.00050	<0.00050
	Cobalt (Co)-Dissolved (mg/L)		<0.00050	<0.00050	<0.00050	<0.00050	<0.00050
	Copper (Cu)-Dissolved (mg/L)		<0.0010	0.0017	<0.0010	0.0010	0.0018
	Iron (Fe)-Dissolved (mg/L)		0.333	0.663	<0.050	<0.050	0.127
	Lead (Pb)-Dissolved (mg/L)		<0.00050	<0.00050	<0.00050	<0.00050	<0.00050
	Lithium (Li)-Dissolved (mg/L)		<0.10	<0.10	<0.10	<0.10	<0.10
	Magnesium (Mg)-Dissolved (mg/L)		4.13	6.43	3.55	3.65	3.32
	Manganese (Mn)-Dissolved (mg/L)		0.161	0.0258	<0.0010	<0.0010	0.0038
	Mercury (Hg)-Dissolved (mg/L)		<0.000010	<0.000010	<0.000010	<0.000010	<0.000010
	Molybdenum (Mo)-Dissolved (mg/L)		<0.00050	<0.00050	<0.00050	<0.00050	<0.00050
	Nickel (Ni)-Dissolved (mg/L)		<0.0010	0.0014	<0.0010	<0.0010	<0.0010
	Phosphorus (P)-Dissolved (mg/L)		<0.050	<0.050	<0.050	<0.050	<0.050
	Potassium (K)-Dissolved (mg/L)		1.6	<1.0	1.0	1.1	<1.0
	Selenium (Se)-Dissolved (mg/L)		<0.00040	<0.00040	<0.00040	<0.00040	<0.00040

\* Please refer to the Reference Information section for an explanation of any qualifiers detected.

## ALS ENVIRONMENTAL ANALYTICAL REPORT

13-FEB-13 13:59 (MT)

Version: FINAL

		Sample ID Description Sampled Date Sampled Time Client ID	L1263671-6 WATER 28-JAN-13 13:00 SW7	L1263671-7 WATER 28-JAN-13 13:00 SW8	L1263671-8 WATER 28-JAN-13 13:00 SW10	L1263671-9 WATER 29-JAN-13 13:00 TL1A	L1263671-10 WATER 29-JAN-13 13:00 TL3
Grouping	Analyte						
<b>WATER</b>							
<b>Total Metals</b>	Selenium (Se)-Total (mg/L)	<0.00040	<0.00040	<0.00040	<0.00040	<0.00040	<0.00040
	Silicon (Si)-Total (mg/L)	7.5	5.9	7.7	8.7	8.2	
	Silver (Ag)-Total (mg/L)	<0.00010	<0.00010	<0.00010	<0.00010	<0.00010	<0.00010
	Sodium (Na)-Total (mg/L)	2.27	2.10	2.15	2.61	4.49	
	Strontium (Sr)-Total (mg/L)	0.0486	0.0627	0.0436	0.0512	0.0809	
	Thallium (Tl)-Total (mg/L)	<0.00030	<0.00030	<0.00030	<0.00030	<0.00030	<0.00030
	Tin (Sn)-Total (mg/L)	<0.0010	<0.0010	<0.0010	<0.0010	<0.0010	<0.0010
	Titanium (Ti)-Total (mg/L)	0.0025	<0.0020	<0.0020	0.0147	0.0197	
	Tungsten (W)-Total (mg/L)	<0.010	<0.010	<0.010	<0.010	<0.010	<0.010
	Uranium (U)-Total (mg/L)	<0.0010	<0.0010	<0.0010	<0.0010	<0.0010	<0.0010
	Vanadium (V)-Total (mg/L)	0.00075	<0.00050	0.00091	0.00362	0.00264	
	Zinc (Zn)-Total (mg/L)	0.0034	<0.0030	<0.0030	0.0045	0.0056	
	Zirconium (Zr)-Total (mg/L)	<0.0040	<0.0040	<0.0040	<0.0040	<0.0040	<0.0040
<b>Dissolved Metals</b>	Dissolved Metals Filtration Location	FIELD	FIELD	FIELD	FIELD	FIELD	FIELD
	Aluminum (Al)-Dissolved (mg/L)	0.022	<0.010	0.015	0.176	0.047	
	Antimony (Sb)-Dissolved (mg/L)	<0.00050	<0.00050	<0.00050	<0.00050	<0.00050	<0.00050
	Arsenic (As)-Dissolved (mg/L)	<0.0010	<0.0010	<0.0010	0.0011	<0.0010	
	Barium (Ba)-Dissolved (mg/L)	0.0097	0.0355	0.0116	0.0200	0.0122	
	Beryllium (Be)-Dissolved (mg/L)	<0.00050	<0.00050	<0.00050	<0.00050	<0.00050	<0.00050
	Bismuth (Bi)-Dissolved (mg/L)	<0.0010	<0.0010	<0.0010	<0.0010	<0.0010	<0.0010
	Boron (B)-Dissolved (mg/L)	<0.010	<0.010	<0.010	<0.010	<0.010	<0.010
	Cadmium (Cd)-Dissolved (mg/L)	<0.000090	<0.000090	<0.000090	<0.000090	<0.000090	<0.000090
	Calcium (Ca)-Dissolved (mg/L)	24.6	40.7	26.2	19.5	33.7	
	Chromium (Cr)-Dissolved (mg/L)	<0.00050	<0.00050	<0.00050	<0.00050	<0.00050	<0.00050
	Cobalt (Co)-Dissolved (mg/L)	<0.00050	<0.00050	<0.00050	0.00593	<0.00050	
	Copper (Cu)-Dissolved (mg/L)	<0.0010	<0.0010	<0.0010	<0.0010	0.0010	
	Iron (Fe)-Dissolved (mg/L)	0.459	0.156	0.502	6.67	3.18	
	Lead (Pb)-Dissolved (mg/L)	<0.00050	<0.00050	<0.00050	<0.00050	<0.00050	<0.00050
	Lithium (Li)-Dissolved (mg/L)	<0.10	<0.10	<0.10	<0.10	<0.10	<0.10
	Magnesium (Mg)-Dissolved (mg/L)	4.52	3.69	3.77	4.60	8.67	
	Manganese (Mn)-Dissolved (mg/L)	0.0317	0.675	0.144	1.76	0.197	
	Mercury (Hg)-Dissolved (mg/L)	<0.000010	<0.000010	<0.000010	<0.000010	<0.000010	<0.000010
	Molybdenum (Mo)-Dissolved (mg/L)	<0.00050	<0.00050	<0.00050	<0.00050	<0.00050	<0.00050
	Nickel (Ni)-Dissolved (mg/L)	<0.0010	<0.0010	<0.0010	0.0012	<0.0010	
	Phosphorus (P)-Dissolved (mg/L)	<0.050	<0.050	<0.050	<0.050	<0.050	<0.050
	Potassium (K)-Dissolved (mg/L)	<1.0	<1.0	<1.0	<1.0	1.6	
	Selenium (Se)-Dissolved (mg/L)	<0.00040	<0.00040	<0.00040	<0.00040	<0.00040	<0.00040

\* Please refer to the Reference Information section for an explanation of any qualifiers detected.

# ALS ENVIRONMENTAL ANALYTICAL REPORT

	Sample ID Description Sampled Date Sampled Time Client ID	L1263671-11 WATER 28-JAN-13 13:00 JCTA	L1263671-12 WATER 29-JAN-13 13:00 TRAVEL	L1263671-13 WATER 29-JAN-13 13:00 FIELD	L1263671-14 WATER 29-JAN-13 13:00 DUPLICATE
Grouping	Analyte				
<b>WATER</b>					
<b>Total Metals</b>	Selenium (Se)-Total (mg/L)	<0.00040	<0.00040	<0.00040	<0.00040
	Silicon (Si)-Total (mg/L)	8.2	<1.0	<1.0	8.3
	Silver (Ag)-Total (mg/L)	<0.00010	<0.00010	<0.00010	<0.00010
	Sodium (Na)-Total (mg/L)	3.52	<0.50	<0.50	2.49
	Strontium (Sr)-Total (mg/L)	0.0678	<0.0010	<0.0010	0.0484
	Thallium (Tl)-Total (mg/L)	<0.00030	<0.00030	<0.00030	<0.00030
	Tin (Sn)-Total (mg/L)	<0.0010	<0.0010	<0.0010	<0.0010
	Titanium (Ti)-Total (mg/L)	0.0217	<0.0020	<0.0020	0.0164
	Tungsten (W)-Total (mg/L)	<0.010	<0.010	<0.010	<0.010
	Uranium (U)-Total (mg/L)	<0.0010	<0.0010	<0.0010	<0.0010
	Vanadium (V)-Total (mg/L)	0.00320	<0.00050	<0.00050	0.00340
	Zinc (Zn)-Total (mg/L)	0.0040	<0.0030	<0.0030	0.0051
	Zirconium (Zr)-Total (mg/L)	<0.0040	<0.0040	<0.0040	<0.0040
<b>Dissolved Metals</b>	Dissolved Metals Filtration Location	FIELD	FIELD	FIELD	FIELD
	Aluminum (Al)-Dissolved (mg/L)	0.077	<0.010	<0.010	0.183
	Antimony (Sb)-Dissolved (mg/L)	<0.00050	<0.00050	<0.00050	<0.00050
	Arsenic (As)-Dissolved (mg/L)	<0.0010	<0.0010	<0.0010	0.0011
	Barium (Ba)-Dissolved (mg/L)	0.0180	<0.0020	<0.0020	0.0199
	Beryllium (Be)-Dissolved (mg/L)	<0.00050	<0.00050	<0.00050	<0.00050
	Bismuth (Bi)-Dissolved (mg/L)	<0.0010	<0.0010	<0.0010	<0.0010
	Boron (B)-Dissolved (mg/L)	<0.010	<0.010	<0.010	<0.010
	Cadmium (Cd)-Dissolved (mg/L)	<0.000090	<0.000090	<0.000090	<0.000090
	Calcium (Ca)-Dissolved (mg/L)	27.4	<0.50	<0.50	19.2
	Chromium (Cr)-Dissolved (mg/L)	<0.00050	<0.00050	<0.00050	<0.00050
	Cobalt (Co)-Dissolved (mg/L)	0.00225	<0.00050	<0.00050	0.00601
	Copper (Cu)-Dissolved (mg/L)	<0.0010	<0.0010	<0.0010	0.0011
	Iron (Fe)-Dissolved (mg/L)	4.48	<0.050	<0.050	6.64
	Lead (Pb)-Dissolved (mg/L)	<0.00050	<0.00050	<0.00050	<0.00050
	Lithium (Li)-Dissolved (mg/L)	<0.10	<0.10	<0.10	<0.10
	Magnesium (Mg)-Dissolved (mg/L)	6.94	<0.50	<0.50	4.65
	Manganese (Mn)-Dissolved (mg/L)	1.69	<0.0010	<0.0010	1.76
	Mercury (Hg)-Dissolved (mg/L)	<0.000010	<0.000010	<0.000010	<0.000010
	Molybdenum (Mo)-Dissolved (mg/L)	<0.00050	<0.00050	<0.00050	<0.00050
	Nickel (Ni)-Dissolved (mg/L)	<0.0010	<0.0010	<0.0010	0.0012
	Phosphorus (P)-Dissolved (mg/L)	<0.050	<0.050	<0.050	<0.050
	Potassium (K)-Dissolved (mg/L)	1.3	<1.0	<1.0	<1.0
	Selenium (Se)-Dissolved (mg/L)	<0.00040	<0.00040	<0.00040	<0.00040

\* Please refer to the Reference Information section for an explanation of any qualifiers detected.

## ALS ENVIRONMENTAL ANALYTICAL REPORT

	Sample ID Description Sampled Date Sampled Time Client ID	L1263671-1 WATER 29-JAN-13 13:00 SW1	L1263671-2 WATER 29-JAN-13 13:00 SW2	L1263671-3 WATER 29-JAN-13 13:00 SW4	L1263671-4 WATER 29-JAN-13 13:00 SW5	L1263671-5 WATER 29-JAN-13 13:00 SW6
Grouping	Analyte					
<b>WATER</b>						
<b>Dissolved Metals</b>	Silicon (Si)-Dissolved (mg/L)	6.8	4.5	1.2	1.2	<1.0
	Silver (Ag)-Dissolved (mg/L)	<0.00010	<0.00010	<0.00010	<0.00010	<0.00010
	Sodium (Na)-Dissolved (mg/L)	2.34	1.71	3.66	3.83	3.29
	Strontium (Sr)-Dissolved (mg/L)	0.0461	0.0430	0.0276	0.0309	0.0271
	Thallium (Tl)-Dissolved (mg/L)	<0.00030	<0.00030	<0.00030	<0.00030	<0.00030
	Tin (Sn)-Dissolved (mg/L)	<0.0010	<0.0010	<0.0010	<0.0010	<0.0010
	Titanium (Ti)-Dissolved (mg/L)	<0.0020	0.0036	<0.0020	<0.0020	<0.0020
	Tungsten (W)-Dissolved (mg/L)	<0.010	<0.010	<0.010	<0.010	<0.010
	Uranium (U)-Dissolved (mg/L)	<0.0010	<0.0010	<0.0010	<0.0010	<0.0010
	Vanadium (V)-Dissolved (mg/L)	<0.00050	0.00060	<0.00050	<0.00050	0.00062
	Zinc (Zn)-Dissolved (mg/L)	<0.0030	0.0076	<0.0030	0.0033	<0.0030
	Zirconium (Zr)-Dissolved (mg/L)	<0.0040	<0.0040	<0.0040	<0.0040	<0.0040
<b>Aggregate Organics</b>	Oil and Grease, Total (mg/L)	<2.0	14.0	<2.0	<2.0	<2.0

\* Please refer to the Reference Information section for an explanation of any qualifiers detected.

## ALS ENVIRONMENTAL ANALYTICAL REPORT

		Sample ID	L1263671-6	L1263671-7	L1263671-8	L1263671-9	L1263671-10
		Description	WATER	WATER	WATER	WATER	WATER
		Sampled Date	28-JAN-13	28-JAN-13	28-JAN-13	29-JAN-13	29-JAN-13
		Sampled Time	13:00	13:00	13:00	13:00	13:00
		Client ID	SW7	SW8	SW10	TL1A	TL3
Grouping	Analyte						
<b>WATER</b>							
<b>Dissolved Metals</b>	Silicon (Si)-Dissolved (mg/L)		6.5	5.2	7.2	7.4	6.9
	Silver (Ag)-Dissolved (mg/L)		<0.00010	<0.00010	<0.00010	<0.00010	<0.00010
	Sodium (Na)-Dissolved (mg/L)		1.95	1.89	2.01	2.34	3.97
	Strontium (Sr)-Dissolved (mg/L)		0.0400	0.0524	0.0375	0.0407	0.0632
	Thallium (Tl)-Dissolved (mg/L)		<0.00030	<0.00030	<0.00030	<0.00030	<0.00030
	Tin (Sn)-Dissolved (mg/L)		<0.0010	<0.0010	<0.0010	<0.0010	<0.0010
	Titanium (Ti)-Dissolved (mg/L)		<0.0020	<0.0020	<0.0020	0.0059	0.0023
	Tungsten (W)-Dissolved (mg/L)		<0.010	<0.010	<0.010	<0.010	<0.010
	Uranium (U)-Dissolved (mg/L)		<0.0010	<0.0010	<0.0010	<0.0010	<0.0010
	Vanadium (V)-Dissolved (mg/L)		<0.00050	<0.00050	0.00064	0.00197	0.00116
	Zinc (Zn)-Dissolved (mg/L)		<0.0030	0.0047	<0.0030	0.0084	0.0058
	Zirconium (Zr)-Dissolved (mg/L)		<0.0040	<0.0040	<0.0040	<0.0040	<0.0040
<b>Aggregate Organics</b>	Oil and Grease, Total (mg/L)		<2.0	<2.0		<2.0	<2.0

\* Please refer to the Reference Information section for an explanation of any qualifiers detected.

# ALS ENVIRONMENTAL ANALYTICAL REPORT

Sample ID Description Sampled Date Sampled Time Client ID	L1263671-11 WATER 28-JAN-13 13:00 JCTA	L1263671-12 WATER 29-JAN-13 13:00 TRAVEL	L1263671-13 WATER 29-JAN-13 13:00 FIELD	L1263671-14 WATER 29-JAN-13 13:00 DUPLICATE	
Grouping	Analyte				
<b>WATER</b>					
<b>Dissolved Metals</b>	Silicon (Si)-Dissolved (mg/L)	6.5	<1.0	<1.0	7.5
	Silver (Ag)-Dissolved (mg/L)	<0.00010	<0.00010	<0.00010	<0.00010
	Sodium (Na)-Dissolved (mg/L)	3.02	<0.50	<0.50	2.35
	Strontium (Sr)-Dissolved (mg/L)	0.0534	<0.0010	<0.0010	0.0410
	Thallium (Tl)-Dissolved (mg/L)	<0.00030	<0.00030	<0.00030	<0.00030
	Tin (Sn)-Dissolved (mg/L)	<0.0010	<0.0010	<0.0010	<0.0010
	Titanium (Ti)-Dissolved (mg/L)	0.0032	<0.0020	<0.0020	0.0059
	Tungsten (W)-Dissolved (mg/L)	<0.010	<0.010	<0.010	<0.010
	Uranium (U)-Dissolved (mg/L)	<0.0010	<0.0010	<0.0010	<0.0010
	Vanadium (V)-Dissolved (mg/L)	0.00141	<0.00050	<0.00050	0.00199
	Zinc (Zn)-Dissolved (mg/L)	<0.0030	<0.0030	<0.0030	0.0070
	Zirconium (Zr)-Dissolved (mg/L)	<0.0040	<0.0040	<0.0040	<0.0040
<b>Aggregate Organics</b>	Oil and Grease, Total (mg/L)	<2.0	<2.0	<2.0	<2.0

\* Please refer to the Reference Information section for an explanation of any qualifiers detected.



## Reference Information

## Qualifiers for Individual Samples Listed:

Sample Number	Client Sample ID	Qualifier	Description
L1263671-3	SW4	SFPL	Sample was Filtered and Preserved at the laboratory - Dissolved Metals, Dissolved Mercury
L1263671-4	SW5	SFPL	Sample was Filtered and Preserved at the laboratory - Dissolved Metals, Dissolved Mercury
L1263671-5	SW6	SFPL	Sample was Filtered and Preserved at the laboratory - Dissolved Metals, Dissolved Mercury

## QC Samples with Qualifiers &amp; Comments:

QC Type Description	Parameter	Qualifier	Applies to Sample Number(s)
Duplicate	Sodium (Na)-Total	DLM	L1263671-1, -10, -11, -12, -13, -14, -2, -3, -4, -5, -6, -7, -8, -9
Matrix Spike	Calcium (Ca)-Total	MS-B	L1263671-1, -10, -11, -12, -13, -14, -2, -3, -4, -5, -6, -7, -8, -9
Matrix Spike	Sodium (Na)-Total	MS-B	L1263671-1, -10, -11, -12, -13, -14, -2, -3, -4, -5, -6, -7, -8, -9
Matrix Spike	Strontium (Sr)-Total	MS-B	L1263671-1, -10, -11, -12, -13, -14, -2, -3, -4, -5, -6, -7, -8, -9
Matrix Spike	Aluminum (Al)-Total	MS-B	L1263671-1, -10, -11, -12, -13, -14, -2, -3, -4, -5, -6, -7, -8, -9
Matrix Spike	Calcium (Ca)-Total	MS-B	L1263671-1, -10, -11, -12, -13, -14, -2, -3, -4, -5, -6, -7, -8, -9
Matrix Spike	Manganese (Mn)-Total	MS-B	L1263671-1, -10, -11, -12, -13, -14, -2, -3, -4, -5, -6, -7, -8, -9
Matrix Spike	Silicon (Si)-Total	MS-B	L1263671-1, -10, -11, -12, -13, -14, -2, -3, -4, -5, -6, -7, -8, -9
Matrix Spike	Calcium (Ca)-Dissolved	MS-B	L1263671-3, -4, -5
Matrix Spike	Silicon (Si)-Dissolved	MS-B	L1263671-3, -4, -5
Matrix Spike	Calcium (Ca)-Dissolved	MS-B	L1263671-3, -4, -5
Matrix Spike	Silicon (Si)-Dissolved	MS-B	L1263671-3, -4, -5
Matrix Spike	Calcium (Ca)-Dissolved	MS-B	L1263671-1, -10, -11, -12, -13, -14, -2, -6, -7, -8, -9
Matrix Spike	Manganese (Mn)-Dissolved	MS-B	L1263671-1, -10, -11, -12, -13, -14, -2, -6, -7, -8, -9
Matrix Spike	Silicon (Si)-Dissolved	MS-B	L1263671-1, -10, -11, -12, -13, -14, -2, -6, -7, -8, -9
Matrix Spike	Strontium (Sr)-Dissolved	MS-B	L1263671-1, -10, -11, -12, -13, -14, -2, -6, -7, -8, -9
Matrix Spike	Nitrate (as N)	MS-B	L1263671-1, -10, -12, -13, -14, -2, -3, -4, -5, -6, -7, -8, -9

## Qualifiers for Individual Parameters Listed:

Qualifier	Description
DLM	Detection Limit Adjusted For Sample Matrix Effects
MS-B	Matrix Spike recovery could not be accurately calculated due to high analyte background in sample.

## Test Method References:

ALS Test Code	Matrix	Test Description	Method Reference**
<b>ACIDITY-TB</b>	Water	Acidity (as CaCO <sub>3</sub> )	APHA 2310 B-POTENTIOMETRIC TITRATION
Aqueous matrices are analyzed by potentiometry. Acidity reported includes acidity caused by hydrolyzable metals present in the sample.			
<b>ALK-TOT-CAP-TB</b>	Water	Alkalinity, Total (as CaCO <sub>3</sub> )	APHA 2320 B-Auto-Pot. Titration
<b>CL-IC-TB</b>	Water	Anions by Ion Chromatography	EPA 300.1 (modified)
Anions in aqueous matrices are analyzed using ion chromatography with conductivity and/or UV absorbance detectors.			
<b>CN-FREE-CFA-VA</b>	Water	Free Cyanide in water by CFA	ASTM 7237
This analysis is carried out using procedures adapted from ASTM Method 7237 "Free Cyanide with Flow Injection Analysis (FIA) Utilizing Gas Diffusion Separation and Amperometric Detection". Free cyanide is determined by in-line gas diffusion at pH 6 with final determination by colourimetric analysis.			
<b>CN-TOT-WT</b>	Water	Cyanide, Total	APHA 4500CN C E-STRONG ACID DIST COLORIM
Total cyanide is determined by the combination of UV digestion and distillation. Cyanide is converted to cyanogen chloride by reacting with chloramine-T, the cyanogen chloride then reacts with a combination of barbituric acid and isonicotinic acid to form a highly colored complex.			
When using this method, high levels of thiocyanate in samples can cause false positives at ~1-2% of the thiocyanate concentration. For samples with detectable cyanide analyzed by this method, ALS recommends analysis for thiocyanate to check for this potential interference			
<b>CN-WAD-WT</b>	Water	Cyanide, Weak Acid Diss	APHA 4500CN I-Weak acid Dist Colorimet

## Reference Information

Weak acid dissociable cyanide (WAD) is determined by undergoing a distillation procedure. Cyanide is converted to cyanogen chloride by reacting with chloramine-T, the cyanogen chloride then reacts with a combination of barbituric acid and isonicotinic acid to form a highly colored complex.

**EC-CAP-TB** Water Conductivity (EC) APHA 2510 B-ELECTRODE

This analysis is carried out using procedures adapted from APHA Method 2510 "Conductivity". Conductivity is determined using a conductivity electrode.

**ETL-HARDNESS-CALC-WT** Water Hardness (as CaCO<sub>3</sub>) APHA 2340 B

**HG-D-CVAF-TB** Water Dissolved Mercury in Water by CVAFS Modified from EPA1631 E

**HG-T-CVAF-TB** Water Total Mercury in Water by CVAFS Modified from EPA1631 E

**MET-D-MS-WT** Water Dissolved Metals in Water by ICPMS EPA 200.8

The metal constituents of a non-acidified sample that pass through a membrane filter prior to ICP/MS analysis.

Analysis conducted in accordance with the Protocol for Analytical Methods Used in the Assessment of Properties under Part XV.1 of the Environmental Protection Act (July 1, 2011).

**MET-T-MS-WT** Water Total Metals in Water by ICPMS EPA 200.8

The concentration of metals is determined on an unfiltered aqueous sample. The sample is digested with nitric acid and then analyzed directly by ICP-MS.

**NH3-COL-TB** Water Ammonia by Discrete Analyzer APHA 4500-NH3 G. (modified)

Ammonia in aqueous matrices is analyzed using discrete analyzer with colourimetric detection.

**NO2-IC-TB** Water Anions by Ion Chromatography EPA 300.1 (modified)

Anions in aqueous matrices are analyzed using ion chromatography with conductivity and/or UV absorbance detectors.

**NO3-IC-TB** Water Anions by Ion Chromatography EPA 300.1 (modified)

Anions in aqueous matrices are analyzed using ion chromatography with conductivity and/or UV absorbance detectors.

**OGG-TOT-WT** Water Oil and Grease, Total APHA 5520 B

Sample is extracted with hexane, extract is then evaporated and the residue is weighed to determine total oil and grease.

**P-T-COL-TB** Water Total Phosphorus by Discrete Analyzer APHA 4500-P B, F, G (modified)

Phosphorus in aqueous matrices is analyzed using discrete Analyzer with colourimetric detection.

**PH-CAP-TB** Water pH APHA 4500-H-ELECTRODE

**SO4-IC-TB** Water Anions by Ion Chromatography EPA 300.1 (modified)

Anions in aqueous matrices are analyzed using ion chromatography with conductivity and/or UV absorbance detectors.

**SOLIDS-TOTSUS-TB** Water Total Suspended Solids APHA 2540 D (modified)

Aqueous matrices are analyzed using gravimetry

\*\* ALS test methods may incorporate modifications from specified reference methods to improve performance.

*The last two letters of the above test code(s) indicate the laboratory that performed analytical analysis for that test. Refer to the list below:*

Laboratory Definition Code	Laboratory Location
TB	ALS ENVIRONMENTAL - THUNDER BAY, ONTARIO, CANADA
WT	ALS ENVIRONMENTAL - WATERLOO, ONTARIO, CANADA
VA	ALS ENVIRONMENTAL - VANCOUVER, BRITISH COLUMBIA, CANADA

Chain of Custody Numbers:

## Reference Information

### GLOSSARY OF REPORT TERMS

*Surrogate* - A compound that is similar in behaviour to target analyte(s), but that does not occur naturally in environmental samples. For applicable tests, surrogates are added to samples prior to analysis as a check on recovery.

*mg/kg* - milligrams per kilogram based on dry weight of sample.

*mg/kg wwt* - milligrams per kilogram based on wet weight of sample.

*mg/kg lwt* - milligrams per kilogram based on lipid-adjusted weight of sample.

*mg/L* - milligrams per litre.

*<* - Less than.

*D.L.* - The reported Detection Limit, also known as the Limit of Reporting (LOR).

*N/A* - Result not available. Refer to qualifier code and definition for explanation.

*Test results reported relate only to the samples as received by the laboratory.*

**UNLESS OTHERWISE STATED, ALL SAMPLES WERE RECEIVED IN ACCEPTABLE CONDITION.**

*Analytical results in unsigned test reports with the DRAFT watermark are subject to change, pending final QC review.*



## Quality Control Report

Workorder: L1263671

Report Date: 13-FEB-13

Page 1 of 26

Client: TREASURY METALS INC.  
 P.O. Box 789  
 Dryden ON P8N 2Z4  
 Contact: Mac Potter

Test	Matrix	Reference	Result	Qualifier	Units	RPD	Limit	Analyzed
<b>ACIDITY-TB</b>								
	<b>Water</b>							
<b>Batch</b>	<b>R2518618</b>							
<b>WG1621691-2</b>	<b>LCS</b>							
Acidity (as CaCO3)			105.2		%		85-115	01-FEB-13
<b>WG1621691-1</b>	<b>MB</b>							
Acidity (as CaCO3)			<2.0		mg/L		2	01-FEB-13
<b>ALK-TOT-CAP-TB</b>								
	<b>Water</b>							
<b>Batch</b>	<b>R2520149</b>							
<b>WG1622299-2</b>	<b>LCS</b>							
Alkalinity, Total (as CaCO3)			88.7		%		85-115	01-FEB-13
<b>WG1622299-5</b>	<b>LCS</b>							
Alkalinity, Total (as CaCO3)			88.2		%		85-115	01-FEB-13
<b>WG1622299-8</b>	<b>LCS</b>							
Alkalinity, Total (as CaCO3)			88.8		%		85-115	01-FEB-13
<b>WG1622299-1</b>	<b>MB</b>							
Alkalinity, Total (as CaCO3)			<5.0		mg/L CaCO3		5	01-FEB-13
<b>WG1622299-4</b>	<b>MB</b>							
Alkalinity, Total (as CaCO3)			<5.0		mg/L CaCO3		5	01-FEB-13
<b>WG1622299-7</b>	<b>MB</b>							
Alkalinity, Total (as CaCO3)			<5.0		mg/L CaCO3		5	01-FEB-13
<b>CL-IC-TB</b>								
	<b>Water</b>							
<b>Batch</b>	<b>R2521730</b>							
<b>WG1623351-10</b>	<b>LCS</b>							
Chloride (Cl)			100.8		%		90-110	05-FEB-13
<b>WG1623351-2</b>	<b>LCS</b>							
Chloride (Cl)			98.5		%		90-110	05-FEB-13
<b>WG1623351-6</b>	<b>LCS</b>							
Chloride (Cl)			98.6		%		90-110	05-FEB-13
<b>WG1623351-1</b>	<b>MB</b>							
Chloride (Cl)			<0.10		mg/L		0.1	05-FEB-13
<b>WG1623351-5</b>	<b>MB</b>							
Chloride (Cl)			<0.10		mg/L		0.1	05-FEB-13
<b>WG1623351-9</b>	<b>MB</b>							
Chloride (Cl)			<0.10		mg/L		0.1	05-FEB-13
<b>WG1623351-4</b>	<b>MS</b>	<b>L1262741-1</b>						
Chloride (Cl)			103.4		%		75-125	05-FEB-13
<b>WG1623351-8</b>	<b>MS</b>	<b>L1263367-16</b>						
Chloride (Cl)			91.8		%		75-125	05-FEB-13
<b>CN-FREE-CFA-VA</b>	<b>Water</b>							



## Quality Control Report

Workorder: L1263671

Report Date: 13-FEB-13

Page 2 of 26

Test	Matrix	Reference	Result	Qualifier	Units	RPD	Limit	Analyzed
<b>CN-FREE-CFA-VA</b>								
<b>Water</b>								
<b>Batch</b>	<b>R2525657</b>							
<b>WG1624290-13</b>	<b>DUP</b>	<b>L1263671-5</b>						
Cyanide, Free		<0.0050	<0.0050	RPD-NA	mg/L	N/A	20	07-FEB-13
<b>WG1624290-12</b>	<b>LCS</b>							
Cyanide, Free			102.3		%		80-120	07-FEB-13
<b>WG1624290-15</b>	<b>LCS</b>							
Cyanide, Free			103.3		%		80-120	07-FEB-13
<b>WG1624290-2</b>	<b>LCS</b>							
Cyanide, Free			102.2		%		80-120	07-FEB-13
<b>WG1624290-4</b>	<b>LCS</b>							
Cyanide, Free			102.4		%		80-120	07-FEB-13
<b>WG1624290-8</b>	<b>LCS</b>							
Cyanide, Free			102.0		%		80-120	07-FEB-13
<b>WG1624290-1</b>	<b>MB</b>							
Cyanide, Free			<0.0050		mg/L		0.005	07-FEB-13
<b>WG1624290-11</b>	<b>MB</b>							
Cyanide, Free			<0.0050		mg/L		0.005	07-FEB-13
<b>WG1624290-14</b>	<b>MB</b>							
Cyanide, Free			<0.0050		mg/L		0.005	07-FEB-13
<b>WG1624290-3</b>	<b>MB</b>							
Cyanide, Free			<0.0050		mg/L		0.005	07-FEB-13
<b>WG1624290-7</b>	<b>MB</b>							
Cyanide, Free			<0.0050		mg/L		0.005	07-FEB-13
<b>WG1624290-10</b>	<b>MS</b>	<b>L1263843-1</b>						
Cyanide, Free			98.5		%		70-130	07-FEB-13
<b>CN-TOT-WT</b>								
<b>Water</b>								
<b>Batch</b>	<b>R2529186</b>							
<b>WG1626449-4</b>	<b>CVS</b>							
Cyanide, Total			101.0		%		85-115	13-FEB-13
<b>WG1626449-2</b>	<b>DUP</b>	<b>L1263671-1</b>						
Cyanide, Total		<0.0020	<0.0020	RPD-NA	mg/L	N/A	20	13-FEB-13
<b>WG1626449-3</b>	<b>LCS</b>							
Cyanide, Total			89.3		%		80-120	13-FEB-13
<b>WG1626449-1</b>	<b>MB</b>							
Cyanide, Total			<0.0020		mg/L		0.002	13-FEB-13
<b>WG1626449-5</b>	<b>MS</b>	<b>L1263671-1</b>						
Cyanide, Total			94.0		%		70-130	13-FEB-13
<b>CN-WAD-WT</b>	<b>Water</b>							

## Quality Control Report

Workorder: L1263671

Report Date: 13-FEB-13

Page 3 of 26

Test	Matrix	Reference	Result	Qualifier	Units	RPD	Limit	Analyzed
<b>CN-WAD-WT</b>								
<b>Water</b>								
<b>Batch</b>	<b>R2529086</b>							
<b>WG1626198-4</b>	<b>CVS</b>							
Cyanide, Weak Acid Diss			95.5		%		85-115	12-FEB-13
<b>WG1626198-2</b>	<b>DUP</b>	<b>L1263671-1</b>						
Cyanide, Weak Acid Diss		<0.0020	<0.0020	RPD-NA	mg/L	N/A	20	12-FEB-13
<b>WG1626198-3</b>	<b>LCS</b>							
Cyanide, Weak Acid Diss			100.8		%		80-120	12-FEB-13
<b>WG1626198-1</b>	<b>MB</b>							
Cyanide, Weak Acid Diss			<0.0020		mg/L		0.002	12-FEB-13
<b>EC-CAP-TB</b>								
<b>Water</b>								
<b>Batch</b>	<b>R2520149</b>							
<b>WG1622299-2</b>	<b>LCS</b>							
Conductivity (EC)			99.6		%		90-110	01-FEB-13
<b>WG1622299-5</b>	<b>LCS</b>							
Conductivity (EC)			102.2		%		90-110	01-FEB-13
<b>WG1622299-8</b>	<b>LCS</b>							
Conductivity (EC)			102.0		%		90-110	01-FEB-13
<b>WG1622299-1</b>	<b>MB</b>							
Conductivity (EC)			<3.0		uS/cm		3	01-FEB-13
<b>WG1622299-4</b>	<b>MB</b>							
Conductivity (EC)			<3.0		uS/cm		3	01-FEB-13
<b>WG1622299-7</b>	<b>MB</b>							
Conductivity (EC)			<3.0		uS/cm		3	01-FEB-13
<b>HG-D-CVAF-TB</b>								
<b>Water</b>								
<b>Batch</b>	<b>R2518450</b>							
<b>WG1621576-3</b>	<b>DUP</b>	<b>L1263671-4</b>						
Mercury (Hg)-Dissolved		<0.000010	<0.000010	RPD-NA	mg/L	N/A	20	01-FEB-13
<b>WG1621576-7</b>	<b>DUP</b>	<b>L1263671-7</b>						
Mercury (Hg)-Dissolved		<0.000010	<0.000010	RPD-NA	mg/L	N/A	20	01-FEB-13
<b>WG1621576-2</b>	<b>LCS</b>							
Mercury (Hg)-Dissolved			98.5		%		80-120	01-FEB-13
<b>WG1621576-6</b>	<b>LCS</b>							
Mercury (Hg)-Dissolved			96.4		%		80-120	01-FEB-13
<b>WG1621576-1</b>	<b>MB</b>							
Mercury (Hg)-Dissolved			<0.000010		mg/L		0.00001	01-FEB-13
<b>WG1621576-5</b>	<b>MB</b>							
Mercury (Hg)-Dissolved			<0.000010		mg/L		0.00001	01-FEB-13
<b>WG1621576-4</b>	<b>MS</b>	<b>L1263671-4</b>						
Mercury (Hg)-Dissolved			87.9		%		70-130	01-FEB-13



## Quality Control Report

Workorder: L1263671

Report Date: 13-FEB-13

Page 4 of 26

Test	Matrix	Reference	Result	Qualifier	Units	RPD	Limit	Analyzed
<b>HG-D-CVAF-TB</b>								
Batch R2518450								
WG1621576-8	MS	L1263671-7						
Mercury (Hg)-Dissolved			89.6		%		70-130	01-FEB-13
<b>HG-T-CVAF-TB</b>								
Batch R2518444								
WG1621564-3	DUP	L1263671-8						
Mercury (Hg)-Total		<0.000010	<0.000010	RPD-NA	mg/L	N/A	20	01-FEB-13
WG1621564-5	DUP	L1263671-10						
Mercury (Hg)-Total		<0.000010	<0.000010	RPD-NA	mg/L	N/A	20	01-FEB-13
WG1621564-2	LCS							
Mercury (Hg)-Total			98.5		%		80-120	01-FEB-13
WG1621564-1	MB							
Mercury (Hg)-Total			<0.000010		mg/L		0.00001	01-FEB-13
WG1621564-4	MS	L1263671-8						
Mercury (Hg)-Total			98.6		%		70-130	01-FEB-13
WG1621564-6	MS	L1263671-10						
Mercury (Hg)-Total			101.8		%		70-130	01-FEB-13
<b>MET-D-MS-WT</b>								
Batch R2520152								
WG1622370-10	CVS							
Aluminum (Al)-Dissolved			97.0		%		80-120	06-FEB-13
Antimony (Sb)-Dissolved			102.7		%		80-120	06-FEB-13
Arsenic (As)-Dissolved			104.9		%		80-120	06-FEB-13
Barium (Ba)-Dissolved			103.8		%		80-120	06-FEB-13
Beryllium (Be)-Dissolved			100.7		%		80-120	06-FEB-13
Bismuth (Bi)-Dissolved			101.1		%		80-120	06-FEB-13
Boron (B)-Dissolved			94.2		%		80-120	06-FEB-13
Cadmium (Cd)-Dissolved			103.2		%		80-120	06-FEB-13
Calcium (Ca)-Dissolved			103.7		%		80-120	06-FEB-13
Chromium (Cr)-Dissolved			97.5		%		80-120	06-FEB-13
Cobalt (Co)-Dissolved			102.1		%		80-120	06-FEB-13
Copper (Cu)-Dissolved			101.4		%		80-120	06-FEB-13
Iron (Fe)-Dissolved			101.5		%		80-120	06-FEB-13
Lead (Pb)-Dissolved			102.2		%		80-120	06-FEB-13
Lithium (Li)-Dissolved			99.5		%		80-120	06-FEB-13
Magnesium (Mg)-Dissolved			102.2		%		80-120	06-FEB-13
Manganese (Mn)-Dissolved			96.9		%		80-120	06-FEB-13

## Quality Control Report

Workorder: L1263671

Report Date: 13-FEB-13

Page 5 of 26

Test	Matrix	Reference	Result	Qualifier	Units	RPD	Limit	Analyzed
<b>MET-D-MS-WT</b>		<b>Water</b>						
<b>Batch</b>	<b>R2520152</b>							
<b>WG1622370-10 CVS</b>								
Molybdenum (Mo)-Dissolved			101.0		%		80-120	06-FEB-13
Nickel (Ni)-Dissolved			99.3		%		80-120	06-FEB-13
Phosphorus (P)-Dissolved			95.0		%		80-120	06-FEB-13
Potassium (K)-Dissolved			101.1		%		80-120	06-FEB-13
Selenium (Se)-Dissolved			98.0		%		80-120	06-FEB-13
Silicon (Si)-Dissolved			95.6		%		80-120	06-FEB-13
Silver (Ag)-Dissolved			107.1		%		80-120	06-FEB-13
Sodium (Na)-Dissolved			100.6		%		80-120	06-FEB-13
Strontium (Sr)-Dissolved			101.6		%		80-120	06-FEB-13
Thallium (Tl)-Dissolved			102.7		%		80-120	06-FEB-13
Tin (Sn)-Dissolved			101.6		%		80-120	06-FEB-13
Titanium (Ti)-Dissolved			100.1		%		80-120	06-FEB-13
Tungsten (W)-Dissolved			98.5		%		80-120	06-FEB-13
Uranium (U)-Dissolved			103.3		%		80-120	06-FEB-13
Vanadium (V)-Dissolved			98.1		%		80-120	06-FEB-13
Zinc (Zn)-Dissolved			103.2		%		80-120	06-FEB-13
Zirconium (Zr)-Dissolved			99.0		%		80-120	06-FEB-13
<b>WG1622370-8 CVS</b>								
Aluminum (Al)-Dissolved			102.0		%		80-120	05-FEB-13
Antimony (Sb)-Dissolved			102.6		%		80-120	05-FEB-13
Arsenic (As)-Dissolved			107.1		%		80-120	05-FEB-13
Barium (Ba)-Dissolved			104.8		%		80-120	05-FEB-13
Beryllium (Be)-Dissolved			106.5		%		80-120	05-FEB-13
Bismuth (Bi)-Dissolved			103.9		%		80-120	05-FEB-13
Boron (B)-Dissolved			99.95		%		80-120	05-FEB-13
Cadmium (Cd)-Dissolved			105.3		%		80-120	05-FEB-13
Calcium (Ca)-Dissolved			100.8		%		80-120	05-FEB-13
Chromium (Cr)-Dissolved			100.1		%		80-120	05-FEB-13
Cobalt (Co)-Dissolved			102.6		%		80-120	05-FEB-13
Copper (Cu)-Dissolved			102.5		%		80-120	05-FEB-13
Iron (Fe)-Dissolved			100.4		%		80-120	05-FEB-13
Lead (Pb)-Dissolved			104.3		%		80-120	05-FEB-13
Lithium (Li)-Dissolved			104.8		%		80-120	05-FEB-13
Magnesium (Mg)-Dissolved			98.6		%		80-120	05-FEB-13



## Quality Control Report

Workorder: L1263671

Report Date: 13-FEB-13

Page 6 of 26

Test	Matrix	Reference	Result	Qualifier	Units	RPD	Limit	Analyzed
<b>MET-D-MS-WT</b>		<b>Water</b>						
<b>Batch</b>	<b>R2520152</b>							
<b>WG1622370-8</b>	<b>CVS</b>							
Manganese (Mn)-Dissolved			100.4		%		80-120	05-FEB-13
Molybdenum (Mo)-Dissolved			101.7		%		80-120	05-FEB-13
Nickel (Ni)-Dissolved			101.1		%		80-120	05-FEB-13
Phosphorus (P)-Dissolved			98.4		%		80-120	05-FEB-13
Potassium (K)-Dissolved			98.4		%		80-120	05-FEB-13
Selenium (Se)-Dissolved			100.1		%		80-120	05-FEB-13
Silicon (Si)-Dissolved			98.0		%		80-120	05-FEB-13
Silver (Ag)-Dissolved			108.3		%		80-120	05-FEB-13
Sodium (Na)-Dissolved			98.7		%		80-120	05-FEB-13
Strontium (Sr)-Dissolved			101.9		%		80-120	05-FEB-13
Thallium (Tl)-Dissolved			105.7		%		80-120	05-FEB-13
Tin (Sn)-Dissolved			102.1		%		80-120	05-FEB-13
Titanium (Ti)-Dissolved			103.7		%		80-120	05-FEB-13
Tungsten (W)-Dissolved			101.0		%		80-120	05-FEB-13
Uranium (U)-Dissolved			104.3		%		80-120	05-FEB-13
Vanadium (V)-Dissolved			100.7		%		80-120	05-FEB-13
Zinc (Zn)-Dissolved			104.5		%		80-120	05-FEB-13
Zirconium (Zr)-Dissolved			100.9		%		80-120	05-FEB-13
<b>WG1621725-2</b>	<b>LCS</b>							
Aluminum (Al)-Dissolved			111.3		%		80-120	05-FEB-13
Antimony (Sb)-Dissolved			100.4		%		80-120	05-FEB-13
Arsenic (As)-Dissolved			106.4		%		80-120	05-FEB-13
Barium (Ba)-Dissolved			101.5		%		80-120	05-FEB-13
Beryllium (Be)-Dissolved			119.9		%		80-120	05-FEB-13
Bismuth (Bi)-Dissolved			92.0		%		80-120	06-FEB-13
Boron (B)-Dissolved			110.9		%		80-120	05-FEB-13
Cadmium (Cd)-Dissolved			109.5		%		80-120	05-FEB-13
Calcium (Ca)-Dissolved			108.2		%		80-120	05-FEB-13
Chromium (Cr)-Dissolved			96.6		%		80-120	05-FEB-13
Cobalt (Co)-Dissolved			105.5		%		80-120	05-FEB-13
Copper (Cu)-Dissolved			106.5		%		80-120	05-FEB-13
Iron (Fe)-Dissolved			93.6		%		80-120	05-FEB-13
Lead (Pb)-Dissolved			103.0		%		80-120	05-FEB-13
Lithium (Li)-Dissolved			108.6		%		80-120	06-FEB-13



## Quality Control Report

Workorder: L1263671

Report Date: 13-FEB-13

Page 7 of 26

Test	Matrix	Reference	Result	Qualifier	Units	RPD	Limit	Analyzed
<b>MET-D-MS-WT</b>		<b>Water</b>						
<b>Batch</b>	<b>R2520152</b>							
<b>WG1621725-2</b>		<b>LCS</b>						
Magnesium (Mg)-Dissolved			101.3		%		80-120	05-FEB-13
Manganese (Mn)-Dissolved			99.0		%		80-120	05-FEB-13
Molybdenum (Mo)-Dissolved			92.2		%		80-120	05-FEB-13
Nickel (Ni)-Dissolved			104.7		%		80-120	05-FEB-13
Phosphorus (P)-Dissolved			116.6		%		80-120	05-FEB-13
Potassium (K)-Dissolved			104.7		%		80-120	05-FEB-13
Selenium (Se)-Dissolved			115.7		%		80-120	05-FEB-13
Silicon (Si)-Dissolved			105.1		%		80-120	05-FEB-13
Silver (Ag)-Dissolved			104.5		%		80-120	05-FEB-13
Sodium (Na)-Dissolved			101.5		%		80-120	05-FEB-13
Strontium (Sr)-Dissolved			95.4		%		80-120	05-FEB-13
Thallium (Tl)-Dissolved			102.0		%		80-120	05-FEB-13
Tin (Sn)-Dissolved			104.2		%		80-120	05-FEB-13
Titanium (Ti)-Dissolved			104.9		%		80-120	05-FEB-13
Tungsten (W)-Dissolved			104.2		%		80-120	05-FEB-13
Uranium (U)-Dissolved			96.4		%		80-120	05-FEB-13
Vanadium (V)-Dissolved			98.3		%		80-120	05-FEB-13
Zinc (Zn)-Dissolved			108.4		%		80-120	06-FEB-13
Zirconium (Zr)-Dissolved			94.0		%		80-120	05-FEB-13
<b>WG1621729-2</b>		<b>LCS</b>						
Aluminum (Al)-Dissolved			114.0		%		80-120	05-FEB-13
Antimony (Sb)-Dissolved			101.4		%		80-120	05-FEB-13
Arsenic (As)-Dissolved			107.3		%		80-120	05-FEB-13
Barium (Ba)-Dissolved			102.7		%		80-120	05-FEB-13
Beryllium (Be)-Dissolved			110.6		%		80-120	06-FEB-13
Bismuth (Bi)-Dissolved			100.0		%		80-120	06-FEB-13
Boron (B)-Dissolved			112.5		%		80-120	05-FEB-13
Cadmium (Cd)-Dissolved			108.9		%		80-120	05-FEB-13
Calcium (Ca)-Dissolved			105.9		%		80-120	05-FEB-13
Chromium (Cr)-Dissolved			98.1		%		80-120	05-FEB-13
Cobalt (Co)-Dissolved			108.3		%		80-120	05-FEB-13
Copper (Cu)-Dissolved			105.6		%		80-120	05-FEB-13
Iron (Fe)-Dissolved			96.1		%		80-120	05-FEB-13
Lead (Pb)-Dissolved			98.1		%		80-120	05-FEB-13



## Quality Control Report

Workorder: L1263671

Report Date: 13-FEB-13

Page 8 of 26

Test	Matrix	Reference	Result	Qualifier	Units	RPD	Limit	Analyzed
<b>MET-D-MS-WT</b>		<b>Water</b>						
<b>Batch</b>	<b>R2520152</b>							
<b>WG1621729-2 LCS</b>								
Lithium (Li)-Dissolved			116.8		%		80-120	06-FEB-13
Magnesium (Mg)-Dissolved			105.8		%		80-120	05-FEB-13
Manganese (Mn)-Dissolved			102.8		%		80-120	05-FEB-13
Molybdenum (Mo)-Dissolved			93.8		%		80-120	05-FEB-13
Nickel (Ni)-Dissolved			106.0		%		80-120	05-FEB-13
Phosphorus (P)-Dissolved			113.1		%		80-120	05-FEB-13
Potassium (K)-Dissolved			106.5		%		80-120	05-FEB-13
Selenium (Se)-Dissolved			116.2		%		80-120	05-FEB-13
Silicon (Si)-Dissolved			104.0		%		80-120	05-FEB-13
Silver (Ag)-Dissolved			104.4		%		80-120	05-FEB-13
Sodium (Na)-Dissolved			106.2		%		80-120	05-FEB-13
Strontium (Sr)-Dissolved			96.5		%		80-120	05-FEB-13
Thallium (Tl)-Dissolved			97.7		%		80-120	05-FEB-13
Tin (Sn)-Dissolved			104.1		%		80-120	05-FEB-13
Titanium (Ti)-Dissolved			106.1		%		80-120	05-FEB-13
Tungsten (W)-Dissolved			102.7		%		80-120	05-FEB-13
Uranium (U)-Dissolved			91.3		%		80-120	05-FEB-13
Vanadium (V)-Dissolved			99.2		%		80-120	05-FEB-13
Zinc (Zn)-Dissolved			106.8		%		80-120	06-FEB-13
Zirconium (Zr)-Dissolved			95.2		%		80-120	05-FEB-13
<b>WG1621725-1 MB</b>								
Aluminum (Al)-Dissolved			<0.010		mg/L		0.01	05-FEB-13
Antimony (Sb)-Dissolved			<0.00050		mg/L		0.0005	05-FEB-13
Arsenic (As)-Dissolved			<0.0010		mg/L		0.001	05-FEB-13
Barium (Ba)-Dissolved			<0.0020		mg/L		0.002	05-FEB-13
Beryllium (Be)-Dissolved			<0.00050		mg/L		0.0005	05-FEB-13
Bismuth (Bi)-Dissolved			<0.0010		mg/L		0.001	05-FEB-13
Boron (B)-Dissolved			<0.010		mg/L		0.01	05-FEB-13
Cadmium (Cd)-Dissolved			<0.000090		mg/L		0.00009	05-FEB-13
Calcium (Ca)-Dissolved			<0.50		mg/L		0.5	05-FEB-13
Chromium (Cr)-Dissolved			<0.00050		mg/L		0.0005	05-FEB-13
Cobalt (Co)-Dissolved			<0.00050		mg/L		0.0005	05-FEB-13
Copper (Cu)-Dissolved			<0.0010		mg/L		0.001	05-FEB-13
Iron (Fe)-Dissolved			<0.050		mg/L		0.05	05-FEB-13



## Quality Control Report

Workorder: L1263671

Report Date: 13-FEB-13

Page 9 of 26

Test	Matrix	Reference	Result	Qualifier	Units	RPD	Limit	Analyzed
<b>MET-D-MS-WT</b>		<b>Water</b>						
<b>Batch</b>	<b>R2520152</b>							
<b>WG1621725-1 MB</b>								
Lead (Pb)-Dissolved			<0.00050		mg/L		0.0005	05-FEB-13
Lithium (Li)-Dissolved			<0.10		mg/L		0.1	06-FEB-13
Magnesium (Mg)-Dissolved			<0.50		mg/L		0.5	05-FEB-13
Manganese (Mn)-Dissolved			<0.0010		mg/L		0.001	05-FEB-13
Molybdenum (Mo)-Dissolved			<0.00050		mg/L		0.0005	05-FEB-13
Nickel (Ni)-Dissolved			<0.0010		mg/L		0.001	05-FEB-13
Phosphorus (P)-Dissolved			<0.050		mg/L		0.05	05-FEB-13
Potassium (K)-Dissolved			<1.0		mg/L		1	05-FEB-13
Selenium (Se)-Dissolved			<0.00040		mg/L		0.0004	05-FEB-13
Silicon (Si)-Dissolved			<1.0		mg/L		1	05-FEB-13
Silver (Ag)-Dissolved			<0.00010		mg/L		0.0001	05-FEB-13
Sodium (Na)-Dissolved			<0.50		mg/L		0.5	05-FEB-13
Strontium (Sr)-Dissolved			<0.0010		mg/L		0.001	05-FEB-13
Thallium (Tl)-Dissolved			<0.00030		mg/L		0.0003	05-FEB-13
Tin (Sn)-Dissolved			<0.0010		mg/L		0.001	05-FEB-13
Titanium (Ti)-Dissolved			<0.0020		mg/L		0.002	05-FEB-13
Tungsten (W)-Dissolved			<0.010		mg/L		0.01	05-FEB-13
Uranium (U)-Dissolved			<0.0010		mg/L		0.001	05-FEB-13
Vanadium (V)-Dissolved			<0.00050		mg/L		0.0005	05-FEB-13
Zinc (Zn)-Dissolved			<0.0030		mg/L		0.003	05-FEB-13
Zirconium (Zr)-Dissolved			<0.0040		mg/L		0.004	05-FEB-13
<b>WG1621729-1 MB</b>								
Aluminum (Al)-Dissolved			<0.010		mg/L		0.01	05-FEB-13
Antimony (Sb)-Dissolved			<0.00050		mg/L		0.0005	05-FEB-13
Arsenic (As)-Dissolved			<0.0010		mg/L		0.001	05-FEB-13
Barium (Ba)-Dissolved			<0.0020		mg/L		0.002	05-FEB-13
Beryllium (Be)-Dissolved			<0.00050		mg/L		0.0005	05-FEB-13
Bismuth (Bi)-Dissolved			<0.0010		mg/L		0.001	05-FEB-13
Boron (B)-Dissolved			<0.010		mg/L		0.01	05-FEB-13
Cadmium (Cd)-Dissolved			<0.000090		mg/L		0.00009	05-FEB-13
Calcium (Ca)-Dissolved			<0.50		mg/L		0.5	05-FEB-13
Chromium (Cr)-Dissolved			<0.00050		mg/L		0.0005	05-FEB-13
Cobalt (Co)-Dissolved			<0.00050		mg/L		0.0005	05-FEB-13
Copper (Cu)-Dissolved			<0.0010		mg/L		0.001	05-FEB-13

## Quality Control Report

Workorder: L1263671

Report Date: 13-FEB-13

Page 10 of 26

Test	Matrix	Reference	Result	Qualifier	Units	RPD	Limit	Analyzed
<b>MET-D-MS-WT</b>								
	<b>Water</b>							
<b>Batch</b>	<b>R2520152</b>							
<b>WG1621729-1</b>	<b>MB</b>							
Iron (Fe)-Dissolved			<0.050		mg/L		0.05	05-FEB-13
Lead (Pb)-Dissolved			<0.00050		mg/L		0.0005	05-FEB-13
Lithium (Li)-Dissolved			<0.10		mg/L		0.1	06-FEB-13
Magnesium (Mg)-Dissolved			<0.50		mg/L		0.5	05-FEB-13
Manganese (Mn)-Dissolved			<0.0010		mg/L		0.001	05-FEB-13
Molybdenum (Mo)-Dissolved			<0.00050		mg/L		0.0005	05-FEB-13
Nickel (Ni)-Dissolved			<0.0010		mg/L		0.001	05-FEB-13
Phosphorus (P)-Dissolved			<0.050		mg/L		0.05	05-FEB-13
Potassium (K)-Dissolved			<1.0		mg/L		1	05-FEB-13
Selenium (Se)-Dissolved			<0.00040		mg/L		0.0004	05-FEB-13
Silicon (Si)-Dissolved			<1.0		mg/L		1	05-FEB-13
Silver (Ag)-Dissolved			<0.00010		mg/L		0.0001	05-FEB-13
Sodium (Na)-Dissolved			<0.50		mg/L		0.5	05-FEB-13
Strontium (Sr)-Dissolved			<0.0010		mg/L		0.001	05-FEB-13
Thallium (Tl)-Dissolved			<0.00030		mg/L		0.0003	05-FEB-13
Tin (Sn)-Dissolved			<0.0010		mg/L		0.001	05-FEB-13
Titanium (Ti)-Dissolved			<0.0020		mg/L		0.002	05-FEB-13
Tungsten (W)-Dissolved			<0.010		mg/L		0.01	05-FEB-13
Uranium (U)-Dissolved			<0.0010		mg/L		0.001	05-FEB-13
Vanadium (V)-Dissolved			<0.00050		mg/L		0.0005	05-FEB-13
Zinc (Zn)-Dissolved			<0.0030		mg/L		0.003	05-FEB-13
Zirconium (Zr)-Dissolved			<0.0040		mg/L		0.004	05-FEB-13
<b>WG1621725-5</b>	<b>MS</b>	<b>WG1621725-3</b>						
Aluminum (Al)-Dissolved			103.9		%		70-130	05-FEB-13
Antimony (Sb)-Dissolved			93.4		%		70-130	05-FEB-13
Arsenic (As)-Dissolved			100.9		%		70-130	05-FEB-13
Barium (Ba)-Dissolved			96.0		%		70-130	05-FEB-13
Beryllium (Be)-Dissolved			115.5		%		70-130	05-FEB-13
Bismuth (Bi)-Dissolved			83.5		%		70-130	05-FEB-13
Boron (B)-Dissolved			103.7		%		70-130	05-FEB-13
Cadmium (Cd)-Dissolved			101.2		%		70-130	05-FEB-13
Calcium (Ca)-Dissolved			N/A	MS-B	%		-	05-FEB-13
Chromium (Cr)-Dissolved			90.2		%		70-130	05-FEB-13
Cobalt (Co)-Dissolved			99.1		%		70-130	05-FEB-13



## Quality Control Report

Workorder: L1263671

Report Date: 13-FEB-13

Page 11 of 26

Test	Matrix	Reference	Result	Qualifier	Units	RPD	Limit	Analyzed
<b>MET-D-MS-WT</b>								
	<b>Water</b>							
<b>Batch</b>	<b>R2520152</b>							
<b>WG1621725-5 MS</b>		<b>WG1621725-3</b>						
Copper (Cu)-Dissolved			99.6		%		70-130	05-FEB-13
Iron (Fe)-Dissolved			89.4		%		70-130	05-FEB-13
Lead (Pb)-Dissolved			92.4		%		70-130	05-FEB-13
Lithium (Li)-Dissolved			108.1		%		70-130	06-FEB-13
Magnesium (Mg)-Dissolved			92.5		%		70-130	05-FEB-13
Manganese (Mn)-Dissolved			91.7		%		70-130	05-FEB-13
Molybdenum (Mo)-Dissolved			87.7		%		80-120	05-FEB-13
Nickel (Ni)-Dissolved			97.7		%		70-130	05-FEB-13
Phosphorus (P)-Dissolved			107.1		%		70-130	05-FEB-13
Selenium (Se)-Dissolved			104.3		%		70-130	05-FEB-13
Silicon (Si)-Dissolved			N/A	MS-B	%		-	05-FEB-13
Silver (Ag)-Dissolved			95.6		%		70-130	05-FEB-13
Sodium (Na)-Dissolved			93.1		%		70-130	05-FEB-13
Strontium (Sr)-Dissolved			87.1		%		70-130	05-FEB-13
Thallium (Tl)-Dissolved			92.7		%		70-130	05-FEB-13
Tin (Sn)-Dissolved			95.2		%		70-130	05-FEB-13
Titanium (Ti)-Dissolved			95.4		%		80-120	05-FEB-13
Tungsten (W)-Dissolved			96.1		%		70-130	05-FEB-13
Uranium (U)-Dissolved			87.7		%		70-130	05-FEB-13
Vanadium (V)-Dissolved			92.0		%		70-130	05-FEB-13
Zinc (Zn)-Dissolved			110.6		%		70-130	05-FEB-13
Zirconium (Zr)-Dissolved			86.9		%		70-130	05-FEB-13
<b>WG1621725-8 MS</b>		<b>WG1621725-6</b>						
Aluminum (Al)-Dissolved			108.1		%		70-130	05-FEB-13
Antimony (Sb)-Dissolved			93.7		%		70-130	05-FEB-13
Arsenic (As)-Dissolved			100.3		%		70-130	05-FEB-13
Barium (Ba)-Dissolved			97.6		%		70-130	05-FEB-13
Beryllium (Be)-Dissolved			117.8		%		70-130	05-FEB-13
Bismuth (Bi)-Dissolved			82.2		%		70-130	05-FEB-13
Boron (B)-Dissolved			104.2		%		70-130	05-FEB-13
Cadmium (Cd)-Dissolved			100.6		%		70-130	05-FEB-13
Calcium (Ca)-Dissolved			N/A	MS-B	%		-	05-FEB-13
Chromium (Cr)-Dissolved			90.9		%		70-130	05-FEB-13
Cobalt (Co)-Dissolved			99.7		%		70-130	05-FEB-13



## Quality Control Report

Workorder: L1263671

Report Date: 13-FEB-13

Page 12 of 26

Test	Matrix	Reference	Result	Qualifier	Units	RPD	Limit	Analyzed
<b>MET-D-MS-WT</b>								
	<b>Water</b>							
<b>Batch</b>	<b>R2520152</b>							
<b>WG1621725-8 MS</b>		<b>WG1621725-6</b>						
Copper (Cu)-Dissolved			98.3		%		70-130	05-FEB-13
Iron (Fe)-Dissolved			91.1		%		70-130	05-FEB-13
Lead (Pb)-Dissolved			91.7		%		70-130	05-FEB-13
Magnesium (Mg)-Dissolved			96.9		%		70-130	05-FEB-13
Manganese (Mn)-Dissolved			94.2		%		70-130	05-FEB-13
Molybdenum (Mo)-Dissolved			86.7		%		80-120	05-FEB-13
Nickel (Ni)-Dissolved			98.6		%		70-130	05-FEB-13
Phosphorus (P)-Dissolved			105.3		%		70-130	05-FEB-13
Selenium (Se)-Dissolved			105.1		%		70-130	05-FEB-13
Silicon (Si)-Dissolved			N/A	MS-B	%		-	05-FEB-13
Silver (Ag)-Dissolved			89.2		%		70-130	05-FEB-13
Sodium (Na)-Dissolved			98.3		%		70-130	05-FEB-13
Strontium (Sr)-Dissolved			88.6		%		70-130	05-FEB-13
Thallium (Tl)-Dissolved			93.3		%		70-130	05-FEB-13
Tin (Sn)-Dissolved			94.8		%		70-130	05-FEB-13
Titanium (Ti)-Dissolved			93.6		%		80-120	05-FEB-13
Tungsten (W)-Dissolved			96.0		%		70-130	05-FEB-13
Uranium (U)-Dissolved			84.7		%		70-130	05-FEB-13
Vanadium (V)-Dissolved			93.2		%		70-130	05-FEB-13
Zinc (Zn)-Dissolved			111.8		%		70-130	05-FEB-13
Zirconium (Zr)-Dissolved			85.5		%		70-130	05-FEB-13
<b>WG1621729-5 MS</b>		<b>WG1621729-3</b>						
Aluminum (Al)-Dissolved			111.2		%		70-130	05-FEB-13
Antimony (Sb)-Dissolved			97.1		%		70-130	05-FEB-13
Arsenic (As)-Dissolved			104.8		%		70-130	05-FEB-13
Barium (Ba)-Dissolved			94.2		%		70-130	05-FEB-13
Beryllium (Be)-Dissolved			114.6		%		70-130	05-FEB-13
Bismuth (Bi)-Dissolved			80.3		%		70-130	05-FEB-13
Boron (B)-Dissolved			103.8		%		70-130	05-FEB-13
Cadmium (Cd)-Dissolved			104.0		%		70-130	05-FEB-13
Calcium (Ca)-Dissolved			N/A	MS-B	%		-	05-FEB-13
Chromium (Cr)-Dissolved			91.0		%		70-130	05-FEB-13
Cobalt (Co)-Dissolved			101.6		%		70-130	05-FEB-13
Copper (Cu)-Dissolved			99.5		%		70-130	05-FEB-13

## Quality Control Report

Workorder: L1263671

Report Date: 13-FEB-13

Page 13 of 26

Test	Matrix	Reference	Result	Qualifier	Units	RPD	Limit	Analyzed
<b>MET-D-MS-WT</b>								
	<b>Water</b>							
<b>Batch</b>	<b>R2520152</b>							
<b>WG1621729-5 MS</b>		<b>WG1621729-3</b>						
Iron (Fe)-Dissolved			89.2		%		70-130	05-FEB-13
Lead (Pb)-Dissolved			93.8		%		70-130	05-FEB-13
Lithium (Li)-Dissolved			99		%		70-130	06-FEB-13
Magnesium (Mg)-Dissolved			92.3		%		70-130	05-FEB-13
Manganese (Mn)-Dissolved			N/A	MS-B	%		-	05-FEB-13
Molybdenum (Mo)-Dissolved			91.8		%		80-120	05-FEB-13
Nickel (Ni)-Dissolved			100.0		%		70-130	05-FEB-13
Phosphorus (P)-Dissolved			107.3		%		70-130	05-FEB-13
Potassium (K)-Dissolved			88.6		%		70-130	06-FEB-13
Selenium (Se)-Dissolved			112.0		%		70-130	05-FEB-13
Silicon (Si)-Dissolved			N/A	MS-B	%		-	05-FEB-13
Silver (Ag)-Dissolved			96.6		%		70-130	05-FEB-13
Sodium (Na)-Dissolved			92.3		%		70-130	05-FEB-13
Strontium (Sr)-Dissolved			N/A	MS-B	%		-	05-FEB-13
Thallium (Tl)-Dissolved			95.5		%		70-130	05-FEB-13
Tin (Sn)-Dissolved			97.8		%		70-130	05-FEB-13
Titanium (Ti)-Dissolved			96.6		%		80-120	05-FEB-13
Tungsten (W)-Dissolved			98.8		%		70-130	05-FEB-13
Uranium (U)-Dissolved			90.3		%		70-130	05-FEB-13
Vanadium (V)-Dissolved			92.2		%		70-130	05-FEB-13
Zinc (Zn)-Dissolved			112.8		%		70-130	05-FEB-13
Zirconium (Zr)-Dissolved			91.6		%		70-130	05-FEB-13
<b>MET-T-MS-WT</b>								
	<b>Water</b>							
<b>Batch</b>	<b>R2519425</b>							
<b>WG1622257-1 CVS</b>								
Aluminum (Al)-Total			105.3		%		80-120	04-FEB-13
Antimony (Sb)-Total			104.1		%		80-120	04-FEB-13
Arsenic (As)-Total			108.0		%		80-120	04-FEB-13
Barium (Ba)-Total			106.2		%		80-120	04-FEB-13
Beryllium (Be)-Total			109.5		%		80-120	04-FEB-13
Bismuth (Bi)-Total			102.2		%		80-120	04-FEB-13
Boron (B)-Total			106.0		%		80-120	04-FEB-13
Cadmium (Cd)-Total			107.1		%		80-120	04-FEB-13
Calcium (Ca)-Total			101.5		%		80-120	04-FEB-13



## Quality Control Report

Workorder: L1263671

Report Date: 13-FEB-13

Page 14 of 26

Test	Matrix	Reference	Result	Qualifier	Units	RPD	Limit	Analyzed
<b>MET-T-MS-WT</b>		<b>Water</b>						
<b>Batch</b>	<b>R2519425</b>							
<b>WG1622257-1 CVS</b>								
Chromium (Cr)-Total			101.7		%		80-120	04-FEB-13
Cobalt (Co)-Total			104.6		%		80-120	04-FEB-13
Copper (Cu)-Total			104.6		%		80-120	04-FEB-13
Iron (Fe)-Total			103.9		%		80-120	04-FEB-13
Lead (Pb)-Total			103.9		%		80-120	04-FEB-13
Lithium (Li)-Total			110.4		%		80-120	04-FEB-13
Magnesium (Mg)-Total			105.7		%		80-120	04-FEB-13
Manganese (Mn)-Total			102.5		%		80-120	04-FEB-13
Molybdenum (Mo)-Total			103.7		%		80-120	04-FEB-13
Nickel (Ni)-Total			100.7		%		80-120	04-FEB-13
Phosphorus (P)-Total			101.6		%		80-120	04-FEB-13
Potassium (K)-Total			99.4		%		80-120	04-FEB-13
Selenium (Se)-Total			99.8		%		80-120	04-FEB-13
Silicon (Si)-Total			103.3		%		80-120	04-FEB-13
Silver (Ag)-Total			110.7		%		80-120	04-FEB-13
Sodium (Na)-Total			105.6		%		80-120	04-FEB-13
Strontium (Sr)-Total			101.2		%		80-120	04-FEB-13
Thallium (Tl)-Total			102.9		%		80-120	04-FEB-13
Tin (Sn)-Total			102.7		%		80-120	04-FEB-13
Titanium (Ti)-Total			102.9		%		80-120	04-FEB-13
Tungsten (W)-Total			101.4		%		80-120	04-FEB-13
Uranium (U)-Total			102.8		%		80-120	04-FEB-13
Vanadium (V)-Total			103.9		%		80-120	04-FEB-13
Zinc (Zn)-Total			106.5		%		80-120	04-FEB-13
Zirconium (Zr)-Total			99.8		%		80-120	04-FEB-13
<b>WG1622257-3 CVS</b>								
Aluminum (Al)-Total			102.0		%		80-120	05-FEB-13
Antimony (Sb)-Total			102.6		%		80-120	05-FEB-13
Arsenic (As)-Total			107.1		%		80-120	05-FEB-13
Barium (Ba)-Total			104.8		%		80-120	05-FEB-13
Beryllium (Be)-Total			106.5		%		80-120	05-FEB-13
Bismuth (Bi)-Total			103.9		%		80-120	05-FEB-13
Boron (B)-Total			99.95		%		80-120	05-FEB-13
Cadmium (Cd)-Total			105.3		%		80-120	05-FEB-13



## Quality Control Report

Workorder: L1263671

Report Date: 13-FEB-13

Page 15 of 26

Test	Matrix	Reference	Result	Qualifier	Units	RPD	Limit	Analyzed
<b>MET-T-MS-WT</b>		<b>Water</b>						
<b>Batch</b>	<b>R2519425</b>							
<b>WG1622257-3</b>	<b>CVS</b>							
Calcium (Ca)-Total			100.8		%		80-120	05-FEB-13
Chromium (Cr)-Total			100.1		%		80-120	05-FEB-13
Cobalt (Co)-Total			102.6		%		80-120	05-FEB-13
Copper (Cu)-Total			102.5		%		80-120	05-FEB-13
Iron (Fe)-Total			100.4		%		80-120	05-FEB-13
Lead (Pb)-Total			104.3		%		80-120	05-FEB-13
Lithium (Li)-Total			104.8		%		80-120	05-FEB-13
Magnesium (Mg)-Total			98.6		%		80-120	05-FEB-13
Manganese (Mn)-Total			100.4		%		80-120	05-FEB-13
Molybdenum (Mo)-Total			101.7		%		80-120	05-FEB-13
Nickel (Ni)-Total			101.1		%		80-120	05-FEB-13
Phosphorus (P)-Total			98.4		%		80-120	05-FEB-13
Potassium (K)-Total			98.4		%		80-120	05-FEB-13
Selenium (Se)-Total			100.1		%		80-120	05-FEB-13
Silicon (Si)-Total			98.0		%		80-120	05-FEB-13
Silver (Ag)-Total			108.3		%		80-120	05-FEB-13
Sodium (Na)-Total			98.7		%		80-120	05-FEB-13
Strontium (Sr)-Total			101.9		%		80-120	05-FEB-13
Thallium (Tl)-Total			105.7		%		80-120	05-FEB-13
Tin (Sn)-Total			102.1		%		80-120	05-FEB-13
Titanium (Ti)-Total			102.8		%		80-120	05-FEB-13
Tungsten (W)-Total			101.0		%		80-120	05-FEB-13
Uranium (U)-Total			104.3		%		80-120	05-FEB-13
Vanadium (V)-Total			100.7		%		80-120	05-FEB-13
Zinc (Zn)-Total			104.5		%		80-120	05-FEB-13
Zirconium (Zr)-Total			100.9		%		80-120	05-FEB-13
<b>WG1621582-2</b>	<b>LCS</b>							
Aluminum (Al)-Total			105.4		%		80-120	04-FEB-13
Antimony (Sb)-Total			101.1		%		80-120	04-FEB-13
Arsenic (As)-Total			103.0		%		80-120	04-FEB-13
Barium (Ba)-Total			102.6		%		80-120	04-FEB-13
Beryllium (Be)-Total			107.8		%		80-120	04-FEB-13
Bismuth (Bi)-Total			101.9		%		80-120	04-FEB-13
Boron (B)-Total			99.5		%		80-120	04-FEB-13

## Quality Control Report

Workorder: L1263671

Report Date: 13-FEB-13

Page 16 of 26

Test	Matrix	Reference	Result	Qualifier	Units	RPD	Limit	Analyzed
<b>MET-T-MS-WT</b>		<b>Water</b>						
<b>Batch</b>	<b>R2519425</b>							
<b>WG1621582-2</b>	<b>LCS</b>							
Cadmium (Cd)-Total			104.5		%		80-120	04-FEB-13
Calcium (Ca)-Total			103.6		%		80-120	04-FEB-13
Chromium (Cr)-Total			103.5		%		80-120	04-FEB-13
Cobalt (Co)-Total			102.7		%		80-120	04-FEB-13
Copper (Cu)-Total			101.4		%		80-120	04-FEB-13
Iron (Fe)-Total			105.1		%		80-120	04-FEB-13
Lead (Pb)-Total			101.4		%		80-120	04-FEB-13
Lithium (Li)-Total			108.5		%		80-120	04-FEB-13
Magnesium (Mg)-Total			103.6		%		80-120	04-FEB-13
Manganese (Mn)-Total			105.0		%		80-120	04-FEB-13
Molybdenum (Mo)-Total			101.7		%		80-120	04-FEB-13
Nickel (Ni)-Total			99.1		%		80-120	04-FEB-13
Phosphorus (P)-Total			109.9		%		80-120	04-FEB-13
Potassium (K)-Total			101.4		%		80-120	04-FEB-13
Selenium (Se)-Total			101.3		%		80-120	04-FEB-13
Silicon (Si)-Total			106.8		%		80-120	04-FEB-13
Silver (Ag)-Total			104.9		%		80-120	04-FEB-13
Sodium (Na)-Total			102.7		%		80-120	04-FEB-13
Strontium (Sr)-Total			101.9		%		80-120	04-FEB-13
Thallium (Tl)-Total			101.6		%		80-120	04-FEB-13
Tin (Sn)-Total			101.4		%		80-120	04-FEB-13
Titanium (Ti)-Total			102.4		%		80-120	04-FEB-13
Tungsten (W)-Total			106.8		%		80-120	04-FEB-13
Uranium (U)-Total			101.8		%		80-120	04-FEB-13
Vanadium (V)-Total			102.4		%		80-120	04-FEB-13
Zinc (Zn)-Total			103.9		%		80-120	04-FEB-13
Zirconium (Zr)-Total			100.0		%		80-120	04-FEB-13
<b>WG1621582-1</b>	<b>MB</b>							
Aluminum (Al)-Total			<0.010		mg/L		0.01	04-FEB-13
Antimony (Sb)-Total			<0.00050		mg/L		0.0005	04-FEB-13
Arsenic (As)-Total			<0.0010		mg/L		0.001	04-FEB-13
Barium (Ba)-Total			<0.0020		mg/L		0.002	04-FEB-13
Beryllium (Be)-Total			<0.00050		mg/L		0.0005	04-FEB-13
Bismuth (Bi)-Total			<0.0010		mg/L		0.001	04-FEB-13



## Quality Control Report

Workorder: L1263671

Report Date: 13-FEB-13

Page 17 of 26

Test	Matrix	Reference	Result	Qualifier	Units	RPD	Limit	Analyzed
<b>MET-T-MS-WT</b>								
	<b>Water</b>							
<b>Batch</b>	<b>R2519425</b>							
<b>WG1621582-1 MB</b>								
Boron (B)-Total			<0.010		mg/L		0.01	04-FEB-13
Cadmium (Cd)-Total			<0.000090		mg/L		0.00009	04-FEB-13
Calcium (Ca)-Total			<0.50		mg/L		0.5	04-FEB-13
Chromium (Cr)-Total			<0.00050		mg/L		0.0005	04-FEB-13
Cobalt (Co)-Total			<0.00050		mg/L		0.0005	04-FEB-13
Copper (Cu)-Total			<0.0010		mg/L		0.001	04-FEB-13
Iron (Fe)-Total			<0.050		mg/L		0.05	04-FEB-13
Lead (Pb)-Total			<0.00050		mg/L		0.0005	04-FEB-13
Lithium (Li)-Total			<0.10		mg/L		0.1	04-FEB-13
Magnesium (Mg)-Total			<0.50		mg/L		0.5	04-FEB-13
Manganese (Mn)-Total			<0.0010		mg/L		0.001	04-FEB-13
Molybdenum (Mo)-Total			<0.00050		mg/L		0.0005	04-FEB-13
Nickel (Ni)-Total			<0.0010		mg/L		0.001	04-FEB-13
Phosphorus (P)-Total			<0.050		mg/L		0.05	04-FEB-13
Potassium (K)-Total			<1.0		mg/L		1	04-FEB-13
Selenium (Se)-Total			<0.00040		mg/L		0.0004	04-FEB-13
Silicon (Si)-Total			<1.0		mg/L		1	04-FEB-13
Silver (Ag)-Total			<0.00010		mg/L		0.0001	04-FEB-13
Sodium (Na)-Total			<0.50		mg/L		0.5	04-FEB-13
Strontium (Sr)-Total			<0.0010		mg/L		0.001	04-FEB-13
Thallium (Tl)-Total			<0.00030		mg/L		0.0003	04-FEB-13
Tin (Sn)-Total			<0.0010		mg/L		0.001	04-FEB-13
Titanium (Ti)-Total			<0.0020		mg/L		0.002	04-FEB-13
Tungsten (W)-Total			<0.010		mg/L		0.01	04-FEB-13
Uranium (U)-Total			<0.0010		mg/L		0.001	04-FEB-13
Vanadium (V)-Total			<0.00050		mg/L		0.0005	04-FEB-13
Zinc (Zn)-Total			<0.0030		mg/L		0.003	04-FEB-13
Zirconium (Zr)-Total			<0.0040		mg/L		0.004	04-FEB-13
<b>WG1621582-5 MS</b>		<b>WG1621582-3</b>						
Aluminum (Al)-Total			103.1		%		70-130	04-FEB-13
Antimony (Sb)-Total			103.2		%		70-130	04-FEB-13
Arsenic (As)-Total			109.6		%		70-130	04-FEB-13
Barium (Ba)-Total			106.4		%		70-130	04-FEB-13
Beryllium (Be)-Total			98.4		%		70-130	04-FEB-13



## Quality Control Report

Workorder: L1263671

Report Date: 13-FEB-13

Page 18 of 26

Test	Matrix	Reference	Result	Qualifier	Units	RPD	Limit	Analyzed
<b>MET-T-MS-WT</b>								
	<b>Water</b>							
<b>Batch</b>	<b>R2519425</b>							
<b>WG1621582-5 MS</b>		<b>WG1621582-3</b>						
Bismuth (Bi)-Total			101.9		%		70-130	04-FEB-13
Boron (B)-Total			89.7		%		70-130	04-FEB-13
Cadmium (Cd)-Total			103.1		%		70-130	04-FEB-13
Calcium (Ca)-Total			N/A	MS-B	%		-	04-FEB-13
Chromium (Cr)-Total			112.0		%		70-130	04-FEB-13
Cobalt (Co)-Total			126.3		%		70-130	04-FEB-13
Copper (Cu)-Total			105.7		%		70-130	04-FEB-13
Iron (Fe)-Total			104.4		%		70-130	04-FEB-13
Lead (Pb)-Total			103.8		%		70-130	04-FEB-13
Lithium (Li)-Total			105.4		%		70-130	04-FEB-13
Magnesium (Mg)-Total			97.0		%		70-130	04-FEB-13
Manganese (Mn)-Total			117.3		%		70-130	04-FEB-13
Molybdenum (Mo)-Total			114.2		%		70-130	04-FEB-13
Nickel (Ni)-Total			105.5		%		70-130	04-FEB-13
Phosphorus (P)-Total			103.4		%		70-130	04-FEB-13
Potassium (K)-Total			98.1		%		70-130	04-FEB-13
Selenium (Se)-Total			105.2		%		70-130	04-FEB-13
Silicon (Si)-Total			96.3		%		70-130	04-FEB-13
Silver (Ag)-Total			100.6		%		70-130	04-FEB-13
Sodium (Na)-Total			N/A	MS-B	%		-	04-FEB-13
Strontium (Sr)-Total			N/A	MS-B	%		-	04-FEB-13
Thallium (Tl)-Total			105.1		%		70-130	04-FEB-13
Tin (Sn)-Total			109.0		%		70-130	04-FEB-13
Titanium (Ti)-Total			103.0		%		70-130	04-FEB-13
Tungsten (W)-Total			113.5		%		70-130	04-FEB-13
Uranium (U)-Total			106.3		%		70-130	04-FEB-13
Vanadium (V)-Total			120.4		%		70-130	04-FEB-13
Zinc (Zn)-Total			104.8		%		70-130	04-FEB-13
Zirconium (Zr)-Total			113.7		%		70-130	04-FEB-13
<b>WG1621582-8 MS</b>		<b>WG1621582-6</b>						
Aluminum (Al)-Total			N/A	MS-B	%		-	04-FEB-13
Antimony (Sb)-Total			98.6		%		70-130	04-FEB-13
Arsenic (As)-Total			102.4		%		70-130	04-FEB-13
Barium (Ba)-Total			97.3		%		70-130	04-FEB-13



## Quality Control Report

Workorder: L1263671

Report Date: 13-FEB-13

Page 19 of 26

Test	Matrix	Reference	Result	Qualifier	Units	RPD	Limit	Analyzed
<b>MET-T-MS-WT</b>								
	<b>Water</b>							
<b>Batch</b>	<b>R2519425</b>							
<b>WG1621582-8 MS</b>		<b>WG1621582-6</b>						
Beryllium (Be)-Total			102.1		%		70-130	04-FEB-13
Bismuth (Bi)-Total			100.5		%		70-130	04-FEB-13
Boron (B)-Total			96.9		%		70-130	04-FEB-13
Cadmium (Cd)-Total			100.3		%		70-130	04-FEB-13
Calcium (Ca)-Total			N/A	MS-B	%		-	04-FEB-13
Chromium (Cr)-Total			101.6		%		70-130	04-FEB-13
Cobalt (Co)-Total			102.0		%		70-130	04-FEB-13
Copper (Cu)-Total			99.5		%		70-130	04-FEB-13
Iron (Fe)-Total			96.1		%		70-130	04-FEB-13
Lead (Pb)-Total			100.3		%		70-130	04-FEB-13
Lithium (Li)-Total			103.3		%		70-130	04-FEB-13
Magnesium (Mg)-Total			92.7		%		70-130	04-FEB-13
Manganese (Mn)-Total			N/A	MS-B	%		-	04-FEB-13
Molybdenum (Mo)-Total			102.0		%		70-130	04-FEB-13
Nickel (Ni)-Total			98.6		%		70-130	04-FEB-13
Phosphorus (P)-Total			104.7		%		70-130	04-FEB-13
Potassium (K)-Total			89.5		%		70-130	04-FEB-13
Selenium (Se)-Total			96.6		%		70-130	04-FEB-13
Silicon (Si)-Total			N/A	MS-B	%		-	04-FEB-13
Silver (Ag)-Total			101.3		%		70-130	04-FEB-13
Sodium (Na)-Total			96.3		%		70-130	04-FEB-13
Strontium (Sr)-Total			93.5		%		70-130	04-FEB-13
Thallium (Tl)-Total			98.8		%		70-130	04-FEB-13
Tin (Sn)-Total			99.5		%		70-130	04-FEB-13
Titanium (Ti)-Total			99.7		%		70-130	04-FEB-13
Tungsten (W)-Total			105.2		%		70-130	04-FEB-13
Uranium (U)-Total			99.7		%		70-130	04-FEB-13
Vanadium (V)-Total			101.1		%		70-130	04-FEB-13
Zinc (Zn)-Total			102.0		%		70-130	04-FEB-13
Zirconium (Zr)-Total			99.0		%		70-130	04-FEB-13

**NH3-COL-TB**

**Water**



## Quality Control Report

Workorder: L1263671

Report Date: 13-FEB-13

Page 20 of 26

Test	Matrix	Reference	Result	Qualifier	Units	RPD	Limit	Analyzed
<b>NH3-COL-TB</b>								
<b>Water</b>								
<b>Batch</b>	<b>R2520148</b>							
<b>WG1621632-3</b>	<b>DUP</b>	<b>L1263671-1</b>						
Ammonia, Total (as N)		0.070	0.071		mg/L	2.1	20	04-FEB-13
<b>WG1621632-2</b>	<b>LCS</b>							
Ammonia, Total (as N)			95.4		%		85-115	04-FEB-13
<b>WG1621632-6</b>	<b>LCS</b>							
Ammonia, Total (as N)			95.6		%		85-115	04-FEB-13
<b>WG1621632-1</b>	<b>MB</b>							
Ammonia, Total (as N)			<0.020		mg/L		0.02	04-FEB-13
<b>WG1621632-5</b>	<b>MB</b>							
Ammonia, Total (as N)			<0.020		mg/L		0.02	04-FEB-13
<b>WG1621632-4</b>	<b>MS</b>	<b>L1263671-1</b>						
Ammonia, Total (as N)			90.8		%		75-125	04-FEB-13
<b>NO2-IC-TB</b>								
<b>Water</b>								
<b>Batch</b>	<b>R2521730</b>							
<b>WG1623351-10</b>	<b>LCS</b>							
Nitrite (as N)			101.6		%		90-110	05-FEB-13
<b>WG1623351-2</b>	<b>LCS</b>							
Nitrite (as N)			98.8		%		90-110	05-FEB-13
<b>WG1623351-6</b>	<b>LCS</b>							
Nitrite (as N)			96.4		%		90-110	05-FEB-13
<b>WG1623351-1</b>	<b>MB</b>							
Nitrite (as N)			<0.020		mg/L		0.02	05-FEB-13
<b>WG1623351-5</b>	<b>MB</b>							
Nitrite (as N)			<0.020		mg/L		0.02	05-FEB-13
<b>WG1623351-9</b>	<b>MB</b>							
Nitrite (as N)			<0.020		mg/L		0.02	05-FEB-13
<b>WG1623351-12</b>	<b>MS</b>	<b>L1263685-2</b>						
Nitrite (as N)			91.3		%		75-115	05-FEB-13
<b>WG1623351-4</b>	<b>MS</b>	<b>L1262741-1</b>						
Nitrite (as N)			100.7		%		75-115	05-FEB-13
<b>WG1623351-8</b>	<b>MS</b>	<b>L1263367-16</b>						
Nitrite (as N)			92.1		%		75-115	05-FEB-13
<b>NO3-IC-TB</b>								
<b>Water</b>								
<b>Batch</b>	<b>R2521730</b>							
<b>WG1623351-10</b>	<b>LCS</b>							
Nitrate (as N)			101.8		%		90-110	05-FEB-13
<b>WG1623351-2</b>	<b>LCS</b>							
Nitrate (as N)			98.7		%		90-110	05-FEB-13



## Quality Control Report

Workorder: L1263671

Report Date: 13-FEB-13

Page 21 of 26

Test	Matrix	Reference	Result	Qualifier	Units	RPD	Limit	Analyzed
<b>NO3-IC-TB</b>								
<b>Water</b>								
<b>Batch</b>	<b>R2521730</b>							
<b>WG1623351-6</b>	<b>LCS</b>							
Nitrate (as N)			97.9		%		90-110	05-FEB-13
<b>WG1623351-1</b>	<b>MB</b>							
Nitrate (as N)			<0.030		mg/L		0.03	05-FEB-13
<b>WG1623351-5</b>	<b>MB</b>							
Nitrate (as N)			<0.030		mg/L		0.03	05-FEB-13
<b>WG1623351-9</b>	<b>MB</b>							
Nitrate (as N)			<0.030		mg/L		0.03	05-FEB-13
<b>WG1623351-12</b>	<b>MS</b>	<b>L1263685-2</b>						
Nitrate (as N)			N/A	MS-B	%		-	05-FEB-13
<b>WG1623351-4</b>	<b>MS</b>	<b>L1262741-1</b>						
Nitrate (as N)			103.4		%		75-125	05-FEB-13
<b>WG1623351-8</b>	<b>MS</b>	<b>L1263367-16</b>						
Nitrate (as N)			91.9		%		75-125	05-FEB-13
<b>OGG-TOT-WT</b>								
<b>Water</b>								
<b>Batch</b>	<b>R2521989</b>							
<b>WG1622475-2</b>	<b>LCS</b>							
Oil and Grease, Total			88.4		%		70-130	04-FEB-13
<b>WG1622475-3</b>	<b>LCSD</b>	<b>WG1622475-2</b>						
Oil and Grease, Total		88.4	92		%	3.9	40	04-FEB-13
<b>WG1622475-1</b>	<b>MB</b>							
Oil and Grease, Total			<2.0		mg/L		2	04-FEB-13
<b>Batch</b>	<b>R2521991</b>							
<b>WG1622740-2</b>	<b>LCS</b>							
Oil and Grease, Total			88.2		%		70-130	05-FEB-13
<b>WG1622740-3</b>	<b>LCSD</b>	<b>WG1622740-2</b>						
Oil and Grease, Total		88.2	88		%	0.0	40	05-FEB-13
<b>WG1622740-1</b>	<b>MB</b>							
Oil and Grease, Total			<2.0		mg/L		2	05-FEB-13
<b>P-T-COL-TB</b>								
<b>Water</b>								
<b>Batch</b>	<b>R2518464</b>							
<b>WG1621378-2</b>	<b>LCS</b>							
Phosphorus (P)-Total			101.2		%		80-120	01-FEB-13
<b>WG1621378-1</b>	<b>MB</b>							
Phosphorus (P)-Total			<0.0050		mg/L		0.005	01-FEB-13
<b>WG1621378-4</b>	<b>MS</b>	<b>L1263081-2</b>						
Phosphorus (P)-Total			101.6		%		70-130	01-FEB-13
<b>PH-CAP-TB</b>								
<b>Water</b>								





## Quality Control Report

Workorder: L1263671

Report Date: 13-FEB-13

Page 22 of 26

Test	Matrix	Reference	Result	Qualifier	Units	RPD	Limit	Analyzed
<b>PH-CAP-TB</b>								
<b>Water</b>								
<b>Batch</b>	<b>R2520149</b>							
<b>WG1622299-2</b>	<b>LCS</b>							
pH			6.00		pH		5.9-6.1	01-FEB-13
<b>WG1622299-5</b>	<b>LCS</b>							
pH			6.03		pH		5.9-6.1	01-FEB-13
<b>WG1622299-8</b>	<b>LCS</b>							
pH			6.01		pH		5.9-6.1	01-FEB-13
<b>SO4-IC-TB</b>								
<b>Water</b>								
<b>Batch</b>	<b>R2521730</b>							
<b>WG1623351-10</b>	<b>LCS</b>							
Sulfate (SO4)			103.8		%		90-110	05-FEB-13
<b>WG1623351-2</b>	<b>LCS</b>							
Sulfate (SO4)			101.4		%		90-110	05-FEB-13
<b>WG1623351-6</b>	<b>LCS</b>							
Sulfate (SO4)			101.1		%		90-110	05-FEB-13
<b>WG1623351-1</b>	<b>MB</b>							
Sulfate (SO4)			<0.30		mg/L		0.3	05-FEB-13
<b>WG1623351-5</b>	<b>MB</b>							
Sulfate (SO4)			<0.30		mg/L		0.3	05-FEB-13
<b>WG1623351-9</b>	<b>MB</b>							
Sulfate (SO4)			<0.30		mg/L		0.3	05-FEB-13
<b>WG1623351-4</b>	<b>MS</b>	<b>L1262741-1</b>						
Sulfate (SO4)			108.0		%		75-125	05-FEB-13
<b>WG1623351-8</b>	<b>MS</b>	<b>L1263367-16</b>						
Sulfate (SO4)			94.3		%		75-125	05-FEB-13
<b>SOLIDS-TOTSUS-TB</b>								
<b>Water</b>								
<b>Batch</b>	<b>R2520155</b>							
<b>WG1622246-2</b>	<b>LCS</b>							
Total Suspended Solids			100.2		%		85-115	04-FEB-13
<b>WG1622246-1</b>	<b>MB</b>							
Total Suspended Solids			<2.0		mg/L		2	04-FEB-13
<b>Batch</b>	<b>R2520228</b>							
<b>WG1621999-2</b>	<b>LCS</b>							
Total Suspended Solids			93.4		%		85-115	02-FEB-13
<b>WG1621999-1</b>	<b>MB</b>							
Total Suspended Solids			<2.0		mg/L		2	02-FEB-13



## Quality Control Report

Workorder: L1263671

Report Date: 13-FEB-13

Page 23 of 26

Test	Matrix	Reference	Result	Qualifier	Units	RPD	Limit	Analyzed
<b>SOLIDS-TOTSUS-TB</b>								
	<b>Water</b>							
<b>Batch</b>	<b>R2521788</b>							
<b>WG1622779-3</b>	<b>DUP</b>	<b>L1263671-14</b>						
Total Suspended Solids		11.7	10.9		mg/L	7.1	20	05-FEB-13
<b>WG1622779-2</b>	<b>LCS</b>							
Total Suspended Solids			88.2		%		85-115	05-FEB-13
<b>WG1622779-1</b>	<b>MB</b>							
Total Suspended Solids			<2.0		mg/L		2	05-FEB-13

# Quality Control Report

Workorder: L1263671

Report Date: 13-FEB-13

Page 24 of 26

## Legend:

---

Limit	ALS Control Limit (Data Quality Objectives)
DUP	Duplicate
RPD	Relative Percent Difference
N/A	Not Available
LCS	Laboratory Control Sample
SRM	Standard Reference Material
MS	Matrix Spike
MSD	Matrix Spike Duplicate
ADE	Average Desorption Efficiency
MB	Method Blank
IRM	Internal Reference Material
CRM	Certified Reference Material
CCV	Continuing Calibration Verification
CVS	Calibration Verification Standard
LCSD	Laboratory Control Sample Duplicate

## Sample Parameter Qualifier Definitions:

---

Qualifier	Description
J	Duplicate results and limits are expressed in terms of absolute difference.
MS-B	Matrix Spike recovery could not be accurately calculated due to high analyte background in sample.
RPD-NA	Relative Percent Difference Not Available due to result(s) being less than detection limit.

---

# Quality Control Report

Workorder: L1263671

Report Date: 13-FEB-13

Page 25 of 26

**Hold Time Exceedances:**

ALS Product Description	Sample ID	Sampling Date	Date Processed	Rec. HT	Actual HT	Units	Qualifier
<b>Leachable Anions &amp; Nutrients</b>							
Anions by Ion Chromatography							
	1	29-JAN-13 13:00	05-FEB-13 16:37	5	7	days	EHT
	2	29-JAN-13 13:00	05-FEB-13 16:37	5	7	days	EHT
	3	29-JAN-13 13:00	05-FEB-13 16:37	5	7	days	EHT
	4	29-JAN-13 13:00	05-FEB-13 16:37	5	7	days	EHT
	5	29-JAN-13 13:00	05-FEB-13 16:37	5	7	days	EHT
	6	28-JAN-13 13:00	05-FEB-13 16:37	5	8	days	EHT
	7	28-JAN-13 13:00	05-FEB-13 16:37	5	8	days	EHT
	8	28-JAN-13 13:00	05-FEB-13 16:37	5	8	days	EHT
	9	29-JAN-13 13:00	05-FEB-13 16:37	5	7	days	EHT
	10	29-JAN-13 13:00	05-FEB-13 16:37	5	7	days	EHT
	12	29-JAN-13 13:00	05-FEB-13 16:37	5	7	days	EHT
	13	29-JAN-13 13:00	05-FEB-13 16:37	5	7	days	EHT
	14	29-JAN-13 13:00	05-FEB-13 16:37	5	7	days	EHT
Anions by Ion Chromatography							
	1	29-JAN-13 13:00	05-FEB-13 16:37	5	7	days	EHT
	2	29-JAN-13 13:00	05-FEB-13 16:37	5	7	days	EHT
	3	29-JAN-13 13:00	05-FEB-13 16:37	5	7	days	EHT
	4	29-JAN-13 13:00	05-FEB-13 16:37	5	7	days	EHT
	5	29-JAN-13 13:00	05-FEB-13 16:37	5	7	days	EHT
	6	28-JAN-13 13:00	05-FEB-13 16:37	5	8	days	EHT
	7	28-JAN-13 13:00	05-FEB-13 16:37	5	8	days	EHT
	8	28-JAN-13 13:00	05-FEB-13 16:37	5	8	days	EHT
	9	29-JAN-13 13:00	05-FEB-13 16:37	5	7	days	EHT
	10	29-JAN-13 13:00	05-FEB-13 16:37	5	7	days	EHT
	12	29-JAN-13 13:00	05-FEB-13 16:37	5	7	days	EHT
	13	29-JAN-13 13:00	05-FEB-13 16:37	5	7	days	EHT
	14	29-JAN-13 13:00	05-FEB-13 16:37	5	7	days	EHT
<b>Cyanides</b>							
Cyanide, Total							
	1	29-JAN-13 13:00	13-FEB-13 10:45	14	15	days	EHT
	2	29-JAN-13 13:00	13-FEB-13 10:48	14	15	days	EHT
	3	29-JAN-13 13:00	13-FEB-13 10:49	14	15	days	EHT
	4	29-JAN-13 13:00	13-FEB-13 10:50	14	15	days	EHT
	5	29-JAN-13 13:00	13-FEB-13 10:51	14	15	days	EHT
	6	28-JAN-13 13:00	13-FEB-13 10:52	14	16	days	EHT
	7	28-JAN-13 13:00	13-FEB-13 10:53	14	16	days	EHT
	8	28-JAN-13 13:00	13-FEB-13 10:54	14	16	days	EHT
	9	29-JAN-13 13:00	13-FEB-13 10:55	14	15	days	EHT
	10	29-JAN-13 13:00	13-FEB-13 10:56	14	15	days	EHT
	11	28-JAN-13 13:00	13-FEB-13 10:57	14	16	days	EHT
	12	29-JAN-13 13:00	13-FEB-13 10:58	14	15	days	EHT
	13	29-JAN-13 13:00	13-FEB-13 10:59	14	15	days	EHT
	14	29-JAN-13 13:00	13-FEB-13 11:00	14	15	days	EHT
Cyanide, Weak Acid Diss							
	6	28-JAN-13 13:00	12-FEB-13 07:56	14	15	days	EHT
	7	28-JAN-13 13:00	12-FEB-13 07:57	14	15	days	EHT
	8	28-JAN-13 13:00	12-FEB-13 07:58	14	15	days	EHT
	11	28-JAN-13 13:00	12-FEB-13 08:01	14	15	days	EHT

**Legend & Qualifier Definitions:**

- EHTR-FM: Exceeded ALS recommended hold time prior to sample receipt. Field Measurement recommended.
- EHTR: Exceeded ALS recommended hold time prior to sample receipt.
- EHTL: Exceeded ALS recommended hold time prior to analysis. Sample was received less than 24 hours prior to expiry.
- EHT: Exceeded ALS recommended hold time prior to analysis.
- Rec. HT: ALS recommended hold time (see units).

# Quality Control Report

Workorder: L1263671

Report Date: 13-FEB-13

Page 26 of 26

---

## Notes\*:

Where actual sampling date is not provided to ALS, the date (& time) of receipt is used for calculation purposes.

Where actual sampling time is not provided to ALS, the earlier of 12 noon on the sampling date or the time (& date) of receipt is used for calculation purposes. Samples for L1263671 were received on 31-JAN-13 09:00.

ALS recommended hold times may vary by province. They are assigned to meet known provincial and/or federal government requirements. In the absence of regulatory hold times, ALS establishes recommendations based on guidelines published by the US EPA, APHA Standard Methods, or Environment Canada (where available). For more information, please contact ALS.

---

The ALS Quality Control Report is provided to ALS clients upon request. ALS includes comprehensive QC checks with every analysis to ensure our high standards of quality are met. Each QC result has a known or expected target value, which is compared against pre-determined data quality objectives to provide confidence in the accuracy of associated test results.

Please note that this report may contain QC results from anonymous Sample Duplicates and Matrix Spikes that do not originate from this Work Order.



L1263671-COFC

Company: Treasury Metal		Regulatory Information			Both questions below must answered for water samples															
Contact: Mac Potter		g.153 (O. Reg. 51.1 Amend) Table:			Are any samples taken from a regulated DW System? <input type="checkbox"/> Yes <input checked="" type="checkbox"/> No															
Address: 899 Tree Nursery Rd		Record of Site Condition: <input type="checkbox"/> Yes <input type="checkbox"/> No			If yes, an authorized DW COC must be used.															
Wabigoon ON P0V 2W0		PWQO: <input checked="" type="checkbox"/> MISA <input type="checkbox"/> MMR <input type="checkbox"/> CCME <input type="checkbox"/>			Is the water sampled intended for human consumption? <input type="checkbox"/> Yes <input checked="" type="checkbox"/> No															
Phone: 807-938-6961 Fax:		Guideline Required:			Analysis Request															
Email: mac@treasurymetals.com		TCLP Regulation 558: <input type="checkbox"/> Other:			Please indicate below Filtered, Preserved or both (F, P, F/P)															
Project: Job M0906A01 PO: M0210-P0115		Service Requested																		
Quote #: Q32690 LSD Goliath Project		<input checked="" type="checkbox"/> Regular TAT (7 Days)																		
Invoice To:		<input type="checkbox"/> Priority TAT 50% Surcharge (3-5 Days)																		
Company:		<input type="checkbox"/> Emergency TAT 100% Surcharge (1-2 Days)																		
Contact:		Specify Date Required:																		
Address:		All TAT quoted material is in business days which exclude statutory holidays and weekends. Samples received past 3:00pm or Saturday/Sunday begin the next day.																		
Email:																				
Account Manager: Karen R.		Sampler: MP + AT + RN																		
Sample #		Sample Identification (This description will appear on the report)			Date		Time		Sample Type											
SW1					29/01/13		1 <sup>00</sup>		Water											
SW2					↓		↓		↓											
SW4*					↓		↓		↓											
SW5*					↓		↓		↓											
SW6*					↓		↓		↓											
SW7					28/01/13															
SW8					28/01/13															
SW10					28/01/13															
TL1a					29/01/13															
TL3					29/01/13															
ICTa					28/01/13		↓		↓											
Special Instructions/Comments																				
* All starred sample did not get field filtered																				
SHIPMENT RELEASE (client use)				SHIPMENT RECEPTION (lab use only)				SHIPMENT VERIFICATION (lab use only)												
Released by: Mac Potter		Date & Time: 30/01/13 8:30 AM		Received by: KUM		Date & Time: Jan. 31/13		Temp: 8.4		Cooling Initiated: <input type="checkbox"/> Yes <input type="checkbox"/> No		Verified by: KUM		Date & Time: Jan. 31/13		Observations: (Yes/No? If Yes add SIF)				



\*\*Failure to complete all portions of this form may delay analysis. \*\*TAT may vary dependant on complexity of analysis and lab workload at time of submission. Please contact the lab to confirm TATs. Any known or suspected hazards relating to a sample must be noted on the chain of custody in the comments section. By use of the form the user acknowledges and agrees with the Terms and Conditions as specified on the back page.

TY-FM-0204g v.2 Analytical COC  
 1: 8.3, 8.4  
 2: 8.0, 7.3  
 3: 5.4, 4.6  
 4: 7.3, 7.3  
 5: 6.8, 7.2

See SIF



Company: Treasury Metals		L1263671-COFC		Regulatory Information				Both questions below must answered for water samples										
Contact: Mac Potter				(O.Reg.51.1 Amend) Table:				Are any samples taken from a regulated DW System? <input type="checkbox"/> Yes <input checked="" type="checkbox"/> No										
Address: 899 Tree Nursery Rd		Wabigoon ON P0V 2W0		Record of Site Condition: <input type="checkbox"/> Yes <input type="checkbox"/> No				If yes, an authorized DW COG must be used.										
Phone: 807-938-6961		Fax:		PWQO <input checked="" type="checkbox"/> MISA <input type="checkbox"/> MMER <input type="checkbox"/> CCME <input type="checkbox"/>				Is the water sampled intended for human consumption? <input type="checkbox"/> Yes <input checked="" type="checkbox"/> No										
Email: mac@treasurymetals.com				Guideline Required:				Analysis Request										
Project: Job M0906A01		PO: M0210-P0115		TCLP Regulation 558 <input type="checkbox"/> Other:				Please indicate below Filtered, Preserved or both (F, P, F/P)										
Quote #: Q32690		LSD Goliath Project		Service Requested														
Invoice To:		Same as Report: <input checked="" type="checkbox"/> Yes <input type="checkbox"/> No		<input checked="" type="checkbox"/> Regular TAT (7 Days)														
Company:				<input type="checkbox"/> Priority TAT 50% Surcharge (3-5 Days)														
Contact:				<input type="checkbox"/> Emergency TAT 100% Surcharge (1-2 Days)														
Address:				Specify Date Required:														
Email:				All TAT quoted material is in business days which exclude statutory holidays and weekends. Samples received past 3:00pm or Saturday/Sunday begin the next day.														
Account Manager: Karen R.		Sampler:																
Sample #	Sample Identification (This description will appear on the report)			Date	Time	Sample Type	Alk, pH Conductivity	Fe, Cl, NO2, NO3, SO4	Acidity, TSS	Total Cyanide	WAD Cyanide	CN-FREE-COL-VA	Ammonia, Total Phosphorus	OGG	Total Metals +Hg	Dissolved Metals + Hg	Hardness	Number of Containers
	Travel			29/01/13	10 <sup>00</sup>	Water	X	X	X	X	X	X	X	X	X	X	X	
	Field			↓	↓	↓	X	X	X	X	X	X	X	X	X	X	X	
	Duplicate						X	X	X	X	X	X	X	X	X	X	X	
							X	X	X	X	X	X	X	X	X	X	X	
							X	X	X	X	X	X	X	X	X	X	X	
							X	X	X	X	X	X	X	X	X	X	X	
							X	X	X	X	X	X	X	X	X	X	X	
							X	X	X	X	X	X	X	X	X	X	X	
							X	X	X	X	X	X	X	X	X	X	X	
Special Instructions/Comments																		
SHIPMENT RELEASE (client use)						SHIPMENT RECEPTION (lab use only)						SHIPMENT VERIFICATION (lab use only)						
Released by: Mac Potter		Date & Time: 30/01/13 8:30 AM		Received by: KUM		Date & Time: Jan. 31/13 9:10		Temp: 8.4		Cooling Initiated: <input type="checkbox"/> Yes <input type="checkbox"/> No		Verified by: KUM		Date & Time: Jan. 31/13 9:30		Observations: Yes/No? If Yes add SIF		

**\*\*Failure to complete all portions of this form may delay analysis.\*\*** TAT may vary dependant on complexity of analysis and lab workload at time of submission. Please contact the lab to confirm TATs. Any known or suspected hazards relating to a sample must be noted on the chain of custody in the comments section. By use of the form the user acknowledges and agrees with the Terms and Conditions as specified on the back page.

Cooler #1: 8.3, 8.4 3: 5.4, 4.6 5: 6.8, 7.2  
2: 8.0, 7.3 4: 7.3, 7.3

See SIF



TREASURY METALS INC.  
ATTN: Mac Potter  
P.O. Box 789  
Dryden ON P8N 2Z4

Date Received: 25-JUL-13  
Report Date: 08-AUG-13 07:19 (MT)  
Version: FINAL

Client Phone: 807-938-6961

## Certificate of Analysis

**Lab Work Order #:** L1337914  
**Project P.O. #:** M0210-P0115  
**Job Reference:** M0906A01  
**C of C Numbers:**  
**Legal Site Desc:** GOLIATH PROJECT

Bobbie Shortreed  
Account Manager

[This report shall not be reproduced except in full without the written authority of the Laboratory.]

ADDRESS: 1081 Barton Street, Thunder Bay, ON P7B 5N3 Canada | Phone: +1 807 623 6463 | Fax: +1 807 623 7598  
ALS CANADA LTD Part of the ALS Group A Campbell Brothers Limited Company



## ALS ENVIRONMENTAL ANALYTICAL REPORT

Sample ID Description Sampled Date Sampled Time Client ID		L1337914-1 SURFACE WATE 23-JUL-13 13:00 SW1	L1337914-2 SURFACE WATE 23-JUL-13 13:00 SW2	L1337914-3 SURFACE WATE 23-JUL-13 13:00 SW3	L1337914-4 SURFACE WATE 24-JUL-13 13:00 SW4	L1337914-5 SURFACE WATE 24-JUL-13 13:00 SW5
Grouping	Analyte					
<b>WATER</b>						
Physical Tests	Conductivity (EC) (uS/cm)	112	113	120	99.4	113
Physical Tests	Hardness (as CaCO3) (mg/L)	60.5	61.4	48.8	44.4	50.4
Physical Tests	pH (pH)	7.32	7.41	6.76	7.53	7.64
Physical Tests	Total Suspended Solids (mg/L)	2.3	17.1	3.0	7.5	<2.0
Anions and Nutrients	Acidity (as CaCO3) (mg/L)	4.0	2.0	4.0	3.0	3.0
Anions and Nutrients	Alkalinity, Total (as CaCO3) (mg/L CaCO3)	53.5	54.9	41.5	41.6	46.0
Anions and Nutrients	Ammonia, Total (as N) (mg/L)	<0.020	0.023	<0.020	0.023	0.020
Anions and Nutrients	Chloride (Cl) (mg/L)	0.21	0.13	9.52	3.25	4.18
Anions and Nutrients	Nitrate (as N) (mg/L)	<0.030	0.043	<0.030	<0.030	<0.030
Anions and Nutrients	Nitrite (as N) (mg/L)	<0.020	<0.020	<0.020	<0.020	<0.020
Anions and Nutrients	Phosphorus (P)-Total (mg/L)	0.0099	0.0472	0.0215	0.0194	0.0081
Anions and Nutrients	Sulfate (SO4) (mg/L)	0.75	0.46	1.40	1.62	2.72
Cyanides	Cyanide, Weak Acid Diss (mg/L)	<0.0020	<0.0020	<0.0020	<0.0020	<0.0020
Cyanides	Cyanide, Total (mg/L)	<0.0020	<0.0020	<0.0020	<0.0020	<0.0020
Cyanides	Cyanide, Free (mg/L)	<0.0050	<0.0050	<0.0050	<0.0050	<0.0050
Total Metals	Aluminum (Al)-Total (mg/L)	0.0578	0.707	0.0647	0.751	0.0159
Total Metals	Antimony (Sb)-Total (mg/L)	<0.00060	<0.00060	<0.00060	<0.00060	<0.00060
Total Metals	Arsenic (As)-Total (mg/L)	<0.0010	<0.0010	<0.0010	<0.0010	<0.0010
Total Metals	Barium (Ba)-Total (mg/L)	<0.010	0.014	<0.010	0.013	<0.010
Total Metals	Beryllium (Be)-Total (mg/L)	<0.0010	<0.0010	<0.0010	<0.0010	<0.0010
Total Metals	Bismuth (Bi)-Total (mg/L)	<0.0010	<0.0010	<0.0010	<0.0010	<0.0010
Total Metals	Boron (B)-Total (mg/L)	<0.050	<0.050	<0.050	<0.050	<0.050
Total Metals	Cadmium (Cd)-Total (mg/L)	<0.000017	<0.000017	<0.000017	<0.000017	<0.000017
Total Metals	Calcium (Ca)-Total (mg/L)	19.0	17.7	14.1	13.9	14.7
Total Metals	Chromium (Cr)-Total (mg/L)	<0.0010	0.0017	<0.0010	0.0012	<0.0010
Total Metals	Cobalt (Co)-Total (mg/L)	<0.00050	0.00069	<0.00050	<0.00050	<0.00050
Total Metals	Copper (Cu)-Total (mg/L)	<0.0010	0.0016	<0.0010	0.0022 <sup>DTC</sup>	0.0012
Total Metals	Iron (Fe)-Total (mg/L)	0.472	2.34	0.638	0.692	0.022
Total Metals	Lead (Pb)-Total (mg/L)	<0.0010	<0.0010	<0.0010	<0.0010	<0.0010
Total Metals	Lithium (Li)-Total (mg/L)	<0.050	<0.050	<0.050	<0.050	<0.050
Total Metals	Magnesium (Mg)-Total (mg/L)	3.12	4.45	3.18	2.57	3.04
Total Metals	Manganese (Mn)-Total (mg/L)	0.0618	0.0853	0.0845	0.0159	0.0045
Total Metals	Mercury (Hg)-Total (mg/L)	<0.000010	<0.000010	<0.000010	<0.000010	<0.000010

\* Please refer to the Reference Information section for an explanation of any qualifiers detected.

## ALS ENVIRONMENTAL ANALYTICAL REPORT

Sample ID Description Sampled Date Sampled Time Client ID		L1337914-6 SURFACE WATE 24-JUL-13 13:00 SW6	L1337914-7 SURFACE WATE 23-JUL-13 13:00 SW7	L1337914-8 SURFACE WATE 23-JUL-13 13:00 SW8	L1337914-9 SURFACE WATE 24-JUL-13 13:00 SW9	L1337914-10 SURFACE WATE 24-JUL-13 13:00 TL3
Grouping	Analyte					
<b>WATER</b>						
Physical Tests	Conductivity (EC) (uS/cm)	113	149	111	284	147
Physical Tests	Hardness (as CaCO3) (mg/L)	56.0	83.8	57.7	154	82.7
Physical Tests	pH (pH)	7.68	7.58	7.27	7.89	7.27
Physical Tests	Total Suspended Solids (mg/L)	<2.0	<2.0	2.4	2.0	7.8
Anions and Nutrients	Acidity (as CaCO3) (mg/L)	2.0	2.0	3.0	3.0	5.0
Anions and Nutrients	Alkalinity, Total (as CaCO3) (mg/L CaCO3)	46.4	74.3	49.4	147	68.9
Anions and Nutrients	Ammonia, Total (as N) (mg/L)	<0.020	<0.020	0.021	0.020	0.021
Anions and Nutrients	Chloride (Cl) (mg/L)	4.37	<0.10	0.28	0.39	1.54
Anions and Nutrients	Nitrate (as N) (mg/L)	<0.030	0.051	0.099	0.088	<0.030
Anions and Nutrients	Nitrite (as N) (mg/L)	<0.020	<0.020	<0.020	<0.020	<0.020
Anions and Nutrients	Phosphorus (P)-Total (mg/L)	0.0075	0.0075	0.0155	0.0148	0.0272
Anions and Nutrients	Sulfate (SO4) (mg/L)	2.88	0.56	3.80	0.65	0.35
Cyanides	Cyanide, Weak Acid Diss (mg/L)	<0.0020	<0.0020	<0.0020	<0.0020	<0.0020
Cyanides	Cyanide, Total (mg/L)	<0.0020	<0.0020	<0.0020	<0.0020	<0.0020
Cyanides	Cyanide, Free (mg/L)	<0.0050	<0.0050	<0.0050	<0.0050	<0.0050
Total Metals	Aluminum (Al)-Total (mg/L)	0.0237	0.0221	0.0978	0.466	0.380
Total Metals	Antimony (Sb)-Total (mg/L)	<0.00060	<0.00060	<0.00060	<0.00060	<0.00060
Total Metals	Arsenic (As)-Total (mg/L)	<0.0010	<0.0010	0.0014	<0.0010	<0.0010
Total Metals	Barium (Ba)-Total (mg/L)	<0.010	0.021	0.012	0.033	0.013
Total Metals	Beryllium (Be)-Total (mg/L)	<0.0010	<0.0010	<0.0010	<0.0010	<0.0010
Total Metals	Bismuth (Bi)-Total (mg/L)	<0.0010	<0.0010	<0.0010	<0.0010	<0.0010
Total Metals	Boron (B)-Total (mg/L)	<0.050	<0.050	<0.050	<0.050	<0.050
Total Metals	Cadmium (Cd)-Total (mg/L)	<0.000017	<0.000017	<0.000017	<0.000017	<0.000017
Total Metals	Calcium (Ca)-Total (mg/L)	15.3	30.1	18.9	47.1	23.5
Total Metals	Chromium (Cr)-Total (mg/L)	<0.0010	<0.0010	<0.0010	0.0011	0.0011
Total Metals	Cobalt (Co)-Total (mg/L)	<0.00050	<0.00050	<0.00050	<0.00050	<0.00050
Total Metals	Copper (Cu)-Total (mg/L)	0.0012	<0.0010	0.0011 <sup>DTC</sup>	<0.0010	0.0015
Total Metals	Iron (Fe)-Total (mg/L)	0.036	0.441	1.17	0.686	0.992
Total Metals	Lead (Pb)-Total (mg/L)	<0.0010	<0.0010	<0.0010	<0.0010	<0.0010
Total Metals	Lithium (Li)-Total (mg/L)	<0.050	<0.050	<0.050	<0.050	<0.050
Total Metals	Magnesium (Mg)-Total (mg/L)	3.19	2.60	3.17	8.00	5.60
Total Metals	Manganese (Mn)-Total (mg/L)	0.0053	0.0844	0.0296	0.280	0.128
Total Metals	Mercury (Hg)-Total (mg/L)	<0.000010	<0.000010	<0.000010	<0.000010	<0.000010

\* Please refer to the Reference Information section for an explanation of any qualifiers detected.

# ALS ENVIRONMENTAL ANALYTICAL REPORT

Sample ID Description Sampled Date Sampled Time Client ID	L1337914-11 SURFACE WATE 24-JUL-13 13:00 JCTA	L1337914-12 SURFACE WATE 23-JUL-13 13:00 TL1A	L1337914-13 SURFACE WATE 23-JUL-13 13:00 DUPLICATE	L1337914-14 SURFACE WATE 23-JUL-13 13:00 FIELD BLANK	L1337914-15 SURFACE WATE 23-JUL-13 13:00 TRAVEL BLANK	
Grouping	Analyte					
<b>WATER</b>						
<b>Physical Tests</b>	Conductivity (EC) (uS/cm)	136	111	110	<3.0	<3.0
<b>Physical Tests</b>	Hardness (as CaCO3) (mg/L)	76.1	59.7	58.5	<0.51	<0.51
<b>Physical Tests</b>	pH (pH)	7.26	6.99	7.30	5.69	5.46
<b>Physical Tests</b>	Total Suspended Solids (mg/L)	4.9	2.9	<2.0	<2.0	<2.0
<b>Anions and Nutrients</b>	Acidity (as CaCO3) (mg/L)	6.0	6.0	4.0	<2.0	<2.0
<b>Anions and Nutrients</b>	Alkalinity, Total (as CaCO3) (mg/L CaCO3)	66.3	53.3	50.1	<5.0	<5.0
<b>Anions and Nutrients</b>	Ammonia, Total (as N) (mg/L)	0.056	0.185	<0.020	<0.020	<0.020
<b>Anions and Nutrients</b>	Chloride (Cl) (mg/L)	0.68	0.41	0.17	<0.10	0.22 <sup>RRV</sup>
<b>Anions and Nutrients</b>	Nitrate (as N) (mg/L)	<0.030	<0.030	0.095	<0.030	<0.030
<b>Anions and Nutrients</b>	Nitrite (as N) (mg/L)	<0.020	<0.020	<0.020	<0.020	<0.020
<b>Anions and Nutrients</b>	Phosphorus (P)-Total (mg/L)	0.0205	0.0208	0.0154	<0.0050	<0.0050
<b>Anions and Nutrients</b>	Sulfate (SO4) (mg/L)	<0.30	<0.30	3.75	<0.30	<0.30
<b>Cyanides</b>	Cyanide, Weak Acid Diss (mg/L)	<0.0020	<0.0020	<0.0020	<0.0020	<0.0020
<b>Cyanides</b>	Cyanide, Total (mg/L)	<0.0020	<0.0020	<0.0020	<0.0020	<0.0020
<b>Cyanides</b>	Cyanide, Free (mg/L)	<0.0050	<0.0050	<0.0050	<0.0050	<0.0050
<b>Total Metals</b>	Aluminum (Al)-Total (mg/L)	0.0869	0.0806	0.101	<0.0050	<0.0050
<b>Total Metals</b>	Antimony (Sb)-Total (mg/L)	<0.00060	<0.00060	<0.00060	<0.00060	<0.00060
<b>Total Metals</b>	Arsenic (As)-Total (mg/L)	<0.0010	<0.0010	0.0014	<0.0010	<0.0010
<b>Total Metals</b>	Barium (Ba)-Total (mg/L)	0.010	0.016	0.012	<0.010	<0.010
<b>Total Metals</b>	Beryllium (Be)-Total (mg/L)	<0.0010	<0.0010	<0.0010	<0.0010	<0.0010
<b>Total Metals</b>	Bismuth (Bi)-Total (mg/L)	<0.0010	<0.0010	<0.0010	<0.0010	<0.0010
<b>Total Metals</b>	Boron (B)-Total (mg/L)	<0.050	<0.050	<0.050	<0.050	<0.050
<b>Total Metals</b>	Cadmium (Cd)-Total (mg/L)	<0.000017	<0.000017	<0.000017	<0.000017	<0.000017
<b>Total Metals</b>	Calcium (Ca)-Total (mg/L)	21.8	16.7	19.5	<0.20	<0.20
<b>Total Metals</b>	Chromium (Cr)-Total (mg/L)	<0.0010	<0.0010	<0.0010	<0.0010	<0.0010
<b>Total Metals</b>	Cobalt (Co)-Total (mg/L)	<0.00050	0.00532	<0.00050	<0.00050	<0.00050
<b>Total Metals</b>	Copper (Cu)-Total (mg/L)	<0.0010	<0.0010	0.0011	<0.0010	<0.0010
<b>Total Metals</b>	Iron (Fe)-Total (mg/L)	1.04	3.34	1.19	<0.020	<0.020
<b>Total Metals</b>	Lead (Pb)-Total (mg/L)	<0.0010	<0.0010	<0.0010	<0.0010	<0.0010
<b>Total Metals</b>	Lithium (Li)-Total (mg/L)	<0.050	<0.050	<0.050	<0.050	<0.050
<b>Total Metals</b>	Magnesium (Mg)-Total (mg/L)	5.18	3.69	3.19	<0.020	<0.020
<b>Total Metals</b>	Manganese (Mn)-Total (mg/L)	0.124	2.02	0.0305	<0.0010	<0.0010
<b>Total Metals</b>	Mercury (Hg)-Total (mg/L)	<0.000010	<0.000010	<0.000010	<0.000010	<0.000010

\* Please refer to the Reference Information section for an explanation of any qualifiers detected.

# ALS ENVIRONMENTAL ANALYTICAL REPORT

Sample ID	L1337914-16
Description	SURFACE WATE
Sampled Date	23-JUL-13
Sampled Time	13:00
Client ID	SW10
Grouping	Analyte
<b>WATER</b>	
<b>Physical Tests</b>	Conductivity (EC) (uS/cm) 118
<b>Physical Tests</b>	Hardness (as CaCO3) (mg/L) 61.1
<b>Physical Tests</b>	pH (pH) 7.38
<b>Physical Tests</b>	Total Suspended Solids (mg/L) <2.0
<b>Anions and Nutrients</b>	Acidity (as CaCO3) (mg/L) 5.0
<b>Anions and Nutrients</b>	Alkalinity, Total (as CaCO3) (mg/L CaCO3) 56.7
<b>Anions and Nutrients</b>	Ammonia, Total (as N) (mg/L) 0.039
<b>Anions and Nutrients</b>	Chloride (Cl) (mg/L) 0.18
<b>Anions and Nutrients</b>	Nitrate (as N) (mg/L) 0.045
<b>Anions and Nutrients</b>	Nitrite (as N) (mg/L) <0.020
<b>Anions and Nutrients</b>	Phosphorus (P)-Total (mg/L) 0.0066
<b>Anions and Nutrients</b>	Sulfate (SO4) (mg/L) 1.49
<b>Cyanides</b>	Cyanide, Weak Acid Diss (mg/L) <0.0020
<b>Cyanides</b>	Cyanide, Total (mg/L) <0.0020
<b>Cyanides</b>	Cyanide, Free (mg/L) <0.0050
<b>Total Metals</b>	Aluminum (Al)-Total (mg/L) 0.0718
<b>Total Metals</b>	Antimony (Sb)-Total (mg/L) <0.00060
<b>Total Metals</b>	Arsenic (As)-Total (mg/L) <0.0010
<b>Total Metals</b>	Barium (Ba)-Total (mg/L) 0.013
<b>Total Metals</b>	Beryllium (Be)-Total (mg/L) <0.0010
<b>Total Metals</b>	Bismuth (Bi)-Total (mg/L) <0.0010
<b>Total Metals</b>	Boron (B)-Total (mg/L) <0.050
<b>Total Metals</b>	Cadmium (Cd)-Total (mg/L) <0.000017
<b>Total Metals</b>	Calcium (Ca)-Total (mg/L) 21.3
<b>Total Metals</b>	Chromium (Cr)-Total (mg/L) <0.0010
<b>Total Metals</b>	Cobalt (Co)-Total (mg/L) <0.00050
<b>Total Metals</b>	Copper (Cu)-Total (mg/L) <0.0010
<b>Total Metals</b>	Iron (Fe)-Total (mg/L) 1.52
<b>Total Metals</b>	Lead (Pb)-Total (mg/L) <0.0010
<b>Total Metals</b>	Lithium (Li)-Total (mg/L) <0.050
<b>Total Metals</b>	Magnesium (Mg)-Total (mg/L) 2.73
<b>Total Metals</b>	Manganese (Mn)-Total (mg/L) 0.0454
<b>Total Metals</b>	Mercury (Hg)-Total (mg/L) <0.000010

\* Please refer to the Reference Information section for an explanation of any qualifiers detected.

# ALS ENVIRONMENTAL ANALYTICAL REPORT

		Sample ID Description Sampled Date Sampled Time Client ID	L1337914-1 SURFACE WATE 23-JUL-13 13:00 SW1	L1337914-2 SURFACE WATE 23-JUL-13 13:00 SW2	L1337914-3 SURFACE WATE 23-JUL-13 13:00 SW3	L1337914-4 SURFACE WATE 24-JUL-13 13:00 SW4	L1337914-5 SURFACE WATE 24-JUL-13 13:00 SW5
Grouping	Analyte						
<b>WATER</b>							
Total Metals	Molybdenum (Mo)-Total (mg/L)	<0.0010	<0.0010	<0.0010	<0.0010	<0.0010	<0.0010
Total Metals	Nickel (Ni)-Total (mg/L)	<0.0020	0.0022	<0.0020	<0.0020	<0.0020	<0.0020
Total Metals	Potassium (K)-Total (mg/L)	0.53	0.79	0.89	0.95	1.02	1.02
Total Metals	Selenium (Se)-Total (mg/L)	<0.0010	<0.0010	<0.0010	<0.0010	<0.0010	<0.0010
Total Metals	Silver (Ag)-Total (mg/L)	<0.00010	<0.00010	<0.00010	<0.00010	<0.00010	<0.00010
Total Metals	Sodium (Na)-Total (mg/L)	1.50	1.68	6.39	2.82	3.26	3.26
Total Metals	Strontium (Sr)-Total (mg/L)	0.0352	0.0334	0.0324	0.0259	0.0292	0.0292
Total Metals	Tellurium (Te)-Total (mg/L)	<0.0010	<0.0010	<0.0010	<0.0010	<0.0010	<0.0010
Total Metals	Thallium (Tl)-Total (mg/L)	<0.00030	<0.00030	<0.00030	<0.00030	<0.00030	<0.00030
Total Metals	Tin (Sn)-Total (mg/L)	<0.0010	<0.0010	<0.0010	<0.0010	<0.0010	<0.0010
Total Metals	Titanium (Ti)-Total (mg/L)	0.0026	0.0329	0.0025	0.0278	<0.0020	<0.0020
Total Metals	Tungsten (W)-Total (mg/L)	<0.010	<0.010	<0.010	<0.010	<0.010	<0.010
Total Metals	Uranium (U)-Total (mg/L)	<0.0050	<0.0050	<0.0050	<0.0050	<0.0050	<0.0050
Total Metals	Vanadium (V)-Total (mg/L)	<0.0010	0.0023	<0.0010	0.0014	<0.0010	<0.0010
Total Metals	Zinc (Zn)-Total (mg/L)	<0.0030	0.0036	0.0267	<0.0030	<0.0030	<0.0030
Total Metals	Zirconium (Zr)-Total (mg/L)	<0.0010	<0.0010	<0.0010	<0.0010	<0.0010	<0.0010
Dissolved Metals	Aluminum (Al)-Dissolved (mg/L)	0.0135	0.0379	0.0282	0.0309	<0.0050	<0.0050
Dissolved Metals	Antimony (Sb)-Dissolved (mg/L)	<0.00060	<0.00060	<0.00060	<0.00060	<0.00060	<0.00060
Dissolved Metals	Arsenic (As)-Dissolved (mg/L)	<0.0010	<0.0010	<0.0010	<0.0010	<0.0010	<0.0010
Dissolved Metals	Barium (Ba)-Dissolved (mg/L)	<0.010	<0.010	<0.010	<0.010	<0.010	<0.010
Dissolved Metals	Beryllium (Be)-Dissolved (mg/L)	<0.0010	<0.0010	<0.0010	<0.0010	<0.0010	<0.0010
Dissolved Metals	Bismuth (Bi)-Dissolved (mg/L)	<0.0010	<0.0010	<0.0010	<0.0010	<0.0010	<0.0010
Dissolved Metals	Boron (B)-Dissolved (mg/L)	<0.050	<0.050	<0.050	<0.050	<0.050	<0.050
Dissolved Metals	Cadmium (Cd)-Dissolved (mg/L)	<0.000017	<0.000017	<0.000017	<0.000017	<0.000017	<0.000017
Dissolved Metals	Calcium (Ca)-Dissolved (mg/L)	18.9	17.2	14.0	13.6	14.9	14.9
Dissolved Metals	Chromium (Cr)-Dissolved (mg/L)	<0.0010	<0.0010	<0.0010	<0.0010	<0.0010	<0.0010
Dissolved Metals	Cobalt (Co)-Dissolved (mg/L)	<0.00050	<0.00050	<0.00050	<0.00050	<0.00050	<0.00050
Dissolved Metals	Copper (Cu)-Dissolved (mg/L)	<0.0010	0.0014	<0.0010	0.0044 <sup>DTC</sup>	0.0011	0.0011
Dissolved Metals	Iron (Fe)-Dissolved (mg/L)	0.232	0.741	0.195	<0.020	<0.020	<0.020
Dissolved Metals	Lead (Pb)-Dissolved (mg/L)	<0.0010	<0.0010	<0.0010	<0.0010	<0.0010	<0.0010
Dissolved Metals	Lithium (Li)-Dissolved (mg/L)	<0.050	<0.050	<0.050	<0.050	<0.050	<0.050
Dissolved Metals	Magnesium (Mg)-Dissolved (mg/L)	3.26	4.47	3.33	2.51	3.19	3.19
Dissolved Metals	Manganese (Mn)-Dissolved (mg/L)	0.0201	0.0127	0.0023	<0.0010	<0.0010	<0.0010
Dissolved Metals	Mercury (Hg)-Dissolved (mg/L)	<0.000010	<0.000010	<0.000010	<0.000010	<0.000010	<0.000010
Dissolved Metals	Molybdenum (Mo)-Dissolved (mg/L)	<0.0010	<0.0010	<0.0010	<0.0010	<0.0010	<0.0010
Dissolved Metals	Nickel (Ni)-Dissolved (mg/L)	<0.0020	<0.0020	<0.0020	<0.0020	<0.0020	<0.0020
Dissolved Metals	Potassium (K)-Dissolved (mg/L)	0.53	0.68	0.89	0.86	1.02	1.02

\* Please refer to the Reference Information section for an explanation of any qualifiers detected.

# ALS ENVIRONMENTAL ANALYTICAL REPORT

		Sample ID Description Sampled Date Sampled Time Client ID	L1337914-6 SURFACE WATE 24-JUL-13 13:00 SW6	L1337914-7 SURFACE WATE 23-JUL-13 13:00 SW7	L1337914-8 SURFACE WATE 23-JUL-13 13:00 SW8	L1337914-9 SURFACE WATE 24-JUL-13 13:00 SW9	L1337914-10 SURFACE WATE 24-JUL-13 13:00 TL3
Grouping	Analyte						
<b>WATER</b>							
Total Metals	Molybdenum (Mo)-Total (mg/L)	<0.0010	<0.0010	<0.0010	<0.0010	<0.0010	<0.0010
Total Metals	Nickel (Ni)-Total (mg/L)	<0.0020	<0.0020	<0.0020	<0.0020	<0.0020	<0.0020
Total Metals	Potassium (K)-Total (mg/L)	1.06	<0.50	0.82	1.82	1.05	
Total Metals	Selenium (Se)-Total (mg/L)	<0.0010	<0.0010	<0.0010	<0.0010	<0.0010	<0.0010
Total Metals	Silver (Ag)-Total (mg/L)	<0.00010	<0.00010	<0.00010	<0.00010	<0.00010	<0.00010
Total Metals	Sodium (Na)-Total (mg/L)	3.43	1.27	1.55	3.60	2.06	
Total Metals	Strontium (Sr)-Total (mg/L)	0.0297	0.0478	0.0375	0.0817	0.0537	
Total Metals	Tellurium (Te)-Total (mg/L)	<0.0010	<0.0010	<0.0010	<0.0010	<0.0010	<0.0010
Total Metals	Thallium (Tl)-Total (mg/L)	<0.00030	<0.00030	<0.00030	<0.00030	<0.00030	<0.00030
Total Metals	Tin (Sn)-Total (mg/L)	<0.0010	<0.0010	<0.0010	<0.0010	<0.0010	<0.0010
Total Metals	Titanium (Ti)-Total (mg/L)	<0.0020	<0.0020	0.0047	0.0226	0.0151	
Total Metals	Tungsten (W)-Total (mg/L)	<0.010	<0.010	<0.010	<0.010	<0.010	<0.010
Total Metals	Uranium (U)-Total (mg/L)	<0.0050	<0.0050	<0.0050	<0.0050	<0.0050	<0.0050
Total Metals	Vanadium (V)-Total (mg/L)	<0.0010	<0.0010	0.0015	0.0012	0.0013	
Total Metals	Zinc (Zn)-Total (mg/L)	<0.0030	<0.0030	<0.0030 <sup>DTC</sup>	<0.0030	<0.0030	<0.0030
Total Metals	Zirconium (Zr)-Total (mg/L)	<0.0010	<0.0010	<0.0010	<0.0010	<0.0010	<0.0010
Dissolved Metals	Aluminum (Al)-Dissolved (mg/L)	<0.0050	<0.0050	0.0483	0.0110	0.0364	
Dissolved Metals	Antimony (Sb)-Dissolved (mg/L)	<0.00060	<0.00060	<0.00060	<0.00060	<0.00060	<0.00060
Dissolved Metals	Arsenic (As)-Dissolved (mg/L)	<0.0010	<0.0010	0.0012	<0.0010	<0.0010	<0.0010
Dissolved Metals	Barium (Ba)-Dissolved (mg/L)	<0.010	0.019	0.011	0.024	<0.010	
Dissolved Metals	Beryllium (Be)-Dissolved (mg/L)	<0.0010	<0.0010	<0.0010	<0.0010	<0.0010	<0.0010
Dissolved Metals	Bismuth (Bi)-Dissolved (mg/L)	<0.0010	<0.0010	<0.0010	<0.0010	<0.0010	<0.0010
Dissolved Metals	Boron (B)-Dissolved (mg/L)	<0.050	<0.050	<0.050	<0.050	<0.050	<0.050
Dissolved Metals	Cadmium (Cd)-Dissolved (mg/L)	<0.000017	<0.000017	<0.000017	<0.000017	<0.000017	<0.000017
Dissolved Metals	Calcium (Ca)-Dissolved (mg/L)	16.5	29.2	17.8	48.3	23.5	
Dissolved Metals	Chromium (Cr)-Dissolved (mg/L)	<0.0010	<0.0010	<0.0010	<0.0010	<0.0010	<0.0010
Dissolved Metals	Cobalt (Co)-Dissolved (mg/L)	<0.00050	<0.00050	<0.00050	<0.00050	<0.00050	<0.00050
Dissolved Metals	Copper (Cu)-Dissolved (mg/L)	0.0011	<0.0010	0.0165 <sup>DTC</sup>	<0.0010	0.0014	
Dissolved Metals	Iron (Fe)-Dissolved (mg/L)	<0.020	0.030	0.684	<0.020	0.389	
Dissolved Metals	Lead (Pb)-Dissolved (mg/L)	<0.0010	<0.0010	<0.0010	<0.0010	<0.0010	<0.0010
Dissolved Metals	Lithium (Li)-Dissolved (mg/L)	<0.050	<0.050	<0.050	<0.050	<0.050	<0.050
Dissolved Metals	Magnesium (Mg)-Dissolved (mg/L)	3.58	2.65	3.23	8.10	5.84	
Dissolved Metals	Manganese (Mn)-Dissolved (mg/L)	<0.0010	0.0212	0.0067	0.0515	0.0454	
Dissolved Metals	Mercury (Hg)-Dissolved (mg/L)	<0.000010	<0.000010	<0.000010	<0.000010	<0.000010	<0.000010
Dissolved Metals	Molybdenum (Mo)-Dissolved (mg/L)	<0.0010	<0.0010	<0.0010	<0.0010	<0.0010	<0.0010
Dissolved Metals	Nickel (Ni)-Dissolved (mg/L)	<0.0020	<0.0020	<0.0020	<0.0020	<0.0020	<0.0020
Dissolved Metals	Potassium (K)-Dissolved (mg/L)	1.17	<0.50	0.79	1.71	0.99	

\* Please refer to the Reference Information section for an explanation of any qualifiers detected.

## ALS ENVIRONMENTAL ANALYTICAL REPORT

08-AUG-13 07:19 (MT)

Version: FINAL

Sample ID	Description	Sampled Date	Sampled Time	Client ID	L1337914-11 SURFACE WATE	L1337914-12 SURFACE WATE	L1337914-13 SURFACE WATE	L1337914-14 SURFACE WATE	L1337914-15 SURFACE WATE
		24-JUL-13	13:00	JCTA		23-JUL-13 13:00 TL1A	23-JUL-13 13:00 DUPLICATE	23-JUL-13 13:00 FIELD BLANK	23-JUL-13 13:00 TRAVEL BLANK
Grouping	Analyte								
<b>WATER</b>									
Total Metals	Molybdenum (Mo)-Total (mg/L)	<0.0010	<0.0010	<0.0010	<0.0010	<0.0010	<0.0010	<0.0010	<0.0010
Total Metals	Nickel (Ni)-Total (mg/L)	<0.0020	<0.0020	<0.0020	<0.0020	<0.0020	<0.0020	<0.0020	<0.0020
Total Metals	Potassium (K)-Total (mg/L)	0.79	<0.50	0.82	<0.50	<0.50	<0.50	<0.50	<0.50
Total Metals	Selenium (Se)-Total (mg/L)	<0.0010	<0.0010	<0.0010	<0.0010	<0.0010	<0.0010	<0.0010	<0.0010
Total Metals	Silver (Ag)-Total (mg/L)	<0.00010	<0.00010	<0.00010	<0.00010	<0.00010	<0.00010	<0.00010	<0.00010
Total Metals	Sodium (Na)-Total (mg/L)	1.68	1.13	1.54	<0.10	<0.10	<0.10	<0.10	<0.10
Total Metals	Strontium (Sr)-Total (mg/L)	0.0484	0.0393	0.0382	<0.0010	<0.0010	<0.0010	<0.0010	<0.0010
Total Metals	Tellurium (Te)-Total (mg/L)	<0.0010	<0.0010	<0.0010	<0.0010	<0.0010	<0.0010	<0.0010	<0.0010
Total Metals	Thallium (Tl)-Total (mg/L)	<0.00030	<0.00030	<0.00030	<0.00030	<0.00030	<0.00030	<0.00030	<0.00030
Total Metals	Tin (Sn)-Total (mg/L)	<0.0010	<0.0010	<0.0010	<0.0010	<0.0010	<0.0010	<0.0010	<0.0010
Total Metals	Titanium (Ti)-Total (mg/L)	0.0034	0.0027	0.0049	<0.0020	<0.0020	<0.0020	<0.0020	<0.0020
Total Metals	Tungsten (W)-Total (mg/L)	<0.010	<0.010	<0.010	<0.010	<0.010	<0.010	<0.010	<0.010
Total Metals	Uranium (U)-Total (mg/L)	<0.0050	<0.0050	<0.0050	<0.0050	<0.0050	<0.0050	<0.0050	<0.0050
Total Metals	Vanadium (V)-Total (mg/L)	<0.0010	0.0011	0.0015	<0.0010	<0.0010	<0.0010	<0.0010	<0.0010
Total Metals	Zinc (Zn)-Total (mg/L)	<0.0030	<0.0030	<0.0030	<0.0030	<0.0030	<0.0030	<0.0030	<0.0030
Total Metals	Zirconium (Zr)-Total (mg/L)	<0.0010	<0.0010	<0.0010	<0.0010	<0.0010	<0.0010	<0.0010	<0.0010
Dissolved Metals	Aluminum (Al)-Dissolved (mg/L)	0.0318	0.0551	0.0501	<0.0050	<0.0050	<0.0050	<0.0050	<0.0050
Dissolved Metals	Antimony (Sb)-Dissolved (mg/L)	<0.00060	<0.00060	<0.00060	0.00088 <sup>RRV</sup>	<0.00060	<0.00060	<0.00060	<0.00060
Dissolved Metals	Arsenic (As)-Dissolved (mg/L)	<0.0010	<0.0010	0.0012	<0.0010	<0.0010	<0.0010	<0.0010	<0.0010
Dissolved Metals	Barium (Ba)-Dissolved (mg/L)	<0.010	0.014	0.011	<0.010	<0.010	<0.010	<0.010	<0.010
Dissolved Metals	Beryllium (Be)-Dissolved (mg/L)	<0.0010	<0.0010	<0.0010	<0.0010	<0.0010	<0.0010	<0.0010	<0.0010
Dissolved Metals	Bismuth (Bi)-Dissolved (mg/L)	<0.0010	<0.0010	<0.0010	<0.0010	<0.0010	<0.0010	<0.0010	<0.0010
Dissolved Metals	Boron (B)-Dissolved (mg/L)	<0.050	<0.050	<0.050	<0.050	<0.050	<0.050	<0.050	<0.050
Dissolved Metals	Cadmium (Cd)-Dissolved (mg/L)	<0.000017	<0.000017	<0.000017	<0.000017	<0.000017	<0.000017	<0.000017	<0.000017
Dissolved Metals	Calcium (Ca)-Dissolved (mg/L)	21.4	17.2	18.0	<0.20	<0.20	<0.20	<0.20	<0.20
Dissolved Metals	Chromium (Cr)-Dissolved (mg/L)	<0.0010	<0.0010	<0.0010	<0.0010	<0.0010	<0.0010	<0.0010	<0.0010
Dissolved Metals	Cobalt (Co)-Dissolved (mg/L)	<0.00050	0.00458	<0.00050	<0.00050	<0.00050	<0.00050	<0.00050	<0.00050
Dissolved Metals	Copper (Cu)-Dissolved (mg/L)	<0.0010	0.0011	0.0011	<0.0010	<0.0010	<0.0010	<0.0010	<0.0010
Dissolved Metals	Iron (Fe)-Dissolved (mg/L)	0.566	1.79	0.717	<0.020	<0.020	<0.020	<0.020	<0.020
Dissolved Metals	Lead (Pb)-Dissolved (mg/L)	<0.0010	<0.0010	<0.0010	<0.0010	<0.0010	<0.0010	<0.0010	<0.0010
Dissolved Metals	Lithium (Li)-Dissolved (mg/L)	<0.050	<0.050	<0.050	<0.050	<0.050	<0.050	<0.050	<0.050
Dissolved Metals	Magnesium (Mg)-Dissolved (mg/L)	5.51	4.10	3.28	<0.020	<0.020	<0.020	<0.020	<0.020
Dissolved Metals	Manganese (Mn)-Dissolved (mg/L)	0.0317	1.83	0.0074	<0.0010	<0.0010	<0.0010	<0.0010	<0.0010
Dissolved Metals	Mercury (Hg)-Dissolved (mg/L)	<0.000010	<0.000010	<0.000010	<0.000010	<0.000010	<0.000010	<0.000010	<0.000010
Dissolved Metals	Molybdenum (Mo)-Dissolved (mg/L)	<0.0010	<0.0010	<0.0010	<0.0010	<0.0010	<0.0010	<0.0010	<0.0010
Dissolved Metals	Nickel (Ni)-Dissolved (mg/L)	<0.0020	<0.0020	<0.0020	<0.0020	<0.0020	<0.0020	<0.0020	<0.0020
Dissolved Metals	Potassium (K)-Dissolved (mg/L)	0.84	<0.50	0.80	<0.50	<0.50	<0.50	<0.50	<0.50

\* Please refer to the Reference Information section for an explanation of any qualifiers detected.

# ALS ENVIRONMENTAL ANALYTICAL REPORT

Sample ID	L1337914-16				
Description	SURFACE WATE				
Sampled Date	23-JUL-13				
Sampled Time	13:00				
Client ID	SW10				
Grouping	Analyte				
<b>WATER</b>					
<b>Total Metals</b>	Molybdenum (Mo)-Total (mg/L)	<0.0010			
<b>Total Metals</b>	Nickel (Ni)-Total (mg/L)	<0.0020			
<b>Total Metals</b>	Potassium (K)-Total (mg/L)	0.58			
<b>Total Metals</b>	Selenium (Se)-Total (mg/L)	<0.0010			
<b>Total Metals</b>	Silver (Ag)-Total (mg/L)	<0.00010			
<b>Total Metals</b>	Sodium (Na)-Total (mg/L)	1.65			
<b>Total Metals</b>	Strontium (Sr)-Total (mg/L)	0.0366			
<b>Total Metals</b>	Tellurium (Te)-Total (mg/L)	<0.0010			
<b>Total Metals</b>	Thallium (Tl)-Total (mg/L)	<0.00030			
<b>Total Metals</b>	Tin (Sn)-Total (mg/L)	<0.0010			
<b>Total Metals</b>	Titanium (Ti)-Total (mg/L)	0.0026			
<b>Total Metals</b>	Tungsten (W)-Total (mg/L)	<0.010			
<b>Total Metals</b>	Uranium (U)-Total (mg/L)	<0.0050			
<b>Total Metals</b>	Vanadium (V)-Total (mg/L)	<0.0010			
<b>Total Metals</b>	Zinc (Zn)-Total (mg/L)	<0.0030			
<b>Total Metals</b>	Zirconium (Zr)-Total (mg/L)	<0.0010			
<b>Dissolved Metals</b>	Aluminum (Al)-Dissolved (mg/L)	0.0368			
<b>Dissolved Metals</b>	Antimony (Sb)-Dissolved (mg/L)	<0.00060			
<b>Dissolved Metals</b>	Arsenic (As)-Dissolved (mg/L)	<0.0010			
<b>Dissolved Metals</b>	Barium (Ba)-Dissolved (mg/L)	0.012			
<b>Dissolved Metals</b>	Beryllium (Be)-Dissolved (mg/L)	<0.0010			
<b>Dissolved Metals</b>	Bismuth (Bi)-Dissolved (mg/L)	<0.0010			
<b>Dissolved Metals</b>	Boron (B)-Dissolved (mg/L)	<0.050			
<b>Dissolved Metals</b>	Cadmium (Cd)-Dissolved (mg/L)	<0.000017			
<b>Dissolved Metals</b>	Calcium (Ca)-Dissolved (mg/L)	19.7			
<b>Dissolved Metals</b>	Chromium (Cr)-Dissolved (mg/L)	<0.0010			
<b>Dissolved Metals</b>	Cobalt (Co)-Dissolved (mg/L)	<0.00050			
<b>Dissolved Metals</b>	Copper (Cu)-Dissolved (mg/L)	<0.0010			
<b>Dissolved Metals</b>	Iron (Fe)-Dissolved (mg/L)	0.749			
<b>Dissolved Metals</b>	Lead (Pb)-Dissolved (mg/L)	<0.0010			
<b>Dissolved Metals</b>	Lithium (Li)-Dissolved (mg/L)	<0.050			
<b>Dissolved Metals</b>	Magnesium (Mg)-Dissolved (mg/L)	2.86			
<b>Dissolved Metals</b>	Manganese (Mn)-Dissolved (mg/L)	0.0076			
<b>Dissolved Metals</b>	Mercury (Hg)-Dissolved (mg/L)	<0.000010			
<b>Dissolved Metals</b>	Molybdenum (Mo)-Dissolved (mg/L)	<0.0010			
<b>Dissolved Metals</b>	Nickel (Ni)-Dissolved (mg/L)	<0.0020			
<b>Dissolved Metals</b>	Potassium (K)-Dissolved (mg/L)	0.57			

\* Please refer to the Reference Information section for an explanation of any qualifiers detected.



## ALS ENVIRONMENTAL ANALYTICAL REPORT

Sample ID Description Sampled Date Sampled Time Client ID	L1337914-1 SURFACE WATE 23-JUL-13 13:00 SW1	L1337914-2 SURFACE WATE 23-JUL-13 13:00 SW2	L1337914-3 SURFACE WATE 23-JUL-13 13:00 SW3	L1337914-4 SURFACE WATE 24-JUL-13 13:00 SW4	L1337914-5 SURFACE WATE 24-JUL-13 13:00 SW5	
Grouping	Analyte					
<b>WATER</b>						
<b>Dissolved Metals</b>	Selenium (Se)-Dissolved (mg/L)	<0.0010	<0.0010	<0.0010	<0.0010	<0.0010
<b>Dissolved Metals</b>	Silver (Ag)-Dissolved (mg/L)	<0.00010	<0.00010	<0.00010	<0.00010	<0.00010
<b>Dissolved Metals</b>	Sodium (Na)-Dissolved (mg/L)	1.59	1.73	6.78	2.95	3.50
<b>Dissolved Metals</b>	Strontium (Sr)-Dissolved (mg/L)	0.0329	0.0293	0.0312	0.0225	0.0276
<b>Dissolved Metals</b>	Tellurium (Te)-Dissolved (mg/L)	<0.0010	<0.0010	<0.0010	<0.0010	<0.0010
<b>Dissolved Metals</b>	Thallium (Tl)-Dissolved (mg/L)	<0.00030	<0.00030	<0.00030	<0.00030	<0.00030
<b>Dissolved Metals</b>	Tin (Sn)-Dissolved (mg/L)	<0.0010	<0.0010	<0.0010	<0.0010	<0.0010
<b>Dissolved Metals</b>	Titanium (Ti)-Dissolved (mg/L)	<0.0020	0.0029	<0.0020	<0.0020	<0.0020
<b>Dissolved Metals</b>	Tungsten (W)-Dissolved (mg/L)	<0.010	<0.010	<0.010	<0.010	<0.010
<b>Dissolved Metals</b>	Uranium (U)-Dissolved (mg/L)	<0.0050	<0.0050	<0.0050	<0.0050	<0.0050
<b>Dissolved Metals</b>	Vanadium (V)-Dissolved (mg/L)	<0.0010	<0.0010	<0.0010	<0.0010	<0.0010
<b>Dissolved Metals</b>	Zinc (Zn)-Dissolved (mg/L)	<0.0030	<0.0030	<0.0030	0.0032	<0.0030
<b>Dissolved Metals</b>	Zirconium (Zr)-Dissolved (mg/L)	<0.0010	<0.0010	<0.0010	<0.0010	<0.0010
<b>Aggregate Organics</b>	Oil and Grease, Total (mg/L)	<2.0	<2.0	<2.0	<2.0	<2.0

\* Please refer to the Reference Information section for an explanation of any qualifiers detected.

## ALS ENVIRONMENTAL ANALYTICAL REPORT

Sample ID Description Sampled Date Sampled Time Client ID	L1337914-6 SURFACE WATE 24-JUL-13 13:00 SW6	L1337914-7 SURFACE WATE 23-JUL-13 13:00 SW7	L1337914-8 SURFACE WATE 23-JUL-13 13:00 SW8	L1337914-9 SURFACE WATE 24-JUL-13 13:00 SW9	L1337914-10 SURFACE WATE 24-JUL-13 13:00 TL3	
Grouping	Analyte					
<b>WATER</b>						
<b>Dissolved Metals</b>	Selenium (Se)-Dissolved (mg/L)	<0.0010	<0.0010	<0.0010	<0.0010	<0.0010
<b>Dissolved Metals</b>	Silver (Ag)-Dissolved (mg/L)	<0.00010	<0.00010	<0.00010	<0.00010	<0.00010
<b>Dissolved Metals</b>	Sodium (Na)-Dissolved (mg/L)	3.92	1.32	1.59	3.71	2.17
<b>Dissolved Metals</b>	Strontium (Sr)-Dissolved (mg/L)	0.0297	0.0444	0.0343	0.0771	0.0499
<b>Dissolved Metals</b>	Tellurium (Te)-Dissolved (mg/L)	<0.0010	<0.0010	<0.0010	<0.0010	<0.0010
<b>Dissolved Metals</b>	Thallium (Tl)-Dissolved (mg/L)	<0.00030	<0.00030	<0.00030	<0.00030	<0.00030
<b>Dissolved Metals</b>	Tin (Sn)-Dissolved (mg/L)	<0.0010	<0.0010	<0.0010	<0.0010	<0.0010
<b>Dissolved Metals</b>	Titanium (Ti)-Dissolved (mg/L)	<0.0020	<0.0020	0.0025	<0.0020	<0.0020
<b>Dissolved Metals</b>	Tungsten (W)-Dissolved (mg/L)	<0.010	<0.010	<0.010	<0.010	<0.010
<b>Dissolved Metals</b>	Uranium (U)-Dissolved (mg/L)	<0.0050	<0.0050	<0.0050	<0.0050	<0.0050
<b>Dissolved Metals</b>	Vanadium (V)-Dissolved (mg/L)	<0.0010	<0.0010	0.0010	<0.0010	<0.0010
<b>Dissolved Metals</b>	Zinc (Zn)-Dissolved (mg/L)	<0.0030	<0.0030	0.0109 <sup>DTC</sup>	<0.0030	<0.0030
<b>Dissolved Metals</b>	Zirconium (Zr)-Dissolved (mg/L)	<0.0010	<0.0010	<0.0010	<0.0010	<0.0010
<b>Aggregate Organics</b>	Oil and Grease, Total (mg/L)	<2.0	<2.0	<2.0	<2.0	<2.0

\* Please refer to the Reference Information section for an explanation of any qualifiers detected.

# ALS ENVIRONMENTAL ANALYTICAL REPORT

Sample ID Description Sampled Date Sampled Time Client ID	L1337914-11 SURFACE WATE 24-JUL-13 13:00 JCTA	L1337914-12 SURFACE WATE 23-JUL-13 13:00 TL1A	L1337914-13 SURFACE WATE 23-JUL-13 13:00 DUPLICATE	L1337914-14 SURFACE WATE 23-JUL-13 13:00 FIELD BLANK	L1337914-15 SURFACE WATE 23-JUL-13 13:00 TRAVEL BLANK	
Grouping	Analyte					
<b>WATER</b>						
<b>Dissolved Metals</b>	Selenium (Se)-Dissolved (mg/L)	<0.0010	<0.0010	<0.0010	<0.0010	<0.0010
<b>Dissolved Metals</b>	Silver (Ag)-Dissolved (mg/L)	<0.00010	<0.00010	<0.00010	<0.00010	<0.00010
<b>Dissolved Metals</b>	Sodium (Na)-Dissolved (mg/L)	1.81	1.28	1.61	<0.10	<0.10
<b>Dissolved Metals</b>	Strontium (Sr)-Dissolved (mg/L)	0.0466	0.0387	0.0343	<0.0010	<0.0010
<b>Dissolved Metals</b>	Tellurium (Te)-Dissolved (mg/L)	<0.0010	<0.0010	<0.0010	<0.0010	<0.0010
<b>Dissolved Metals</b>	Thallium (Tl)-Dissolved (mg/L)	<0.00030	<0.00030	<0.00030	<0.00030	<0.00030
<b>Dissolved Metals</b>	Tin (Sn)-Dissolved (mg/L)	<0.0010	<0.0010	<0.0010	<0.0010	<0.0010
<b>Dissolved Metals</b>	Titanium (Ti)-Dissolved (mg/L)	<0.0020	<0.0020	0.0025	<0.0020	<0.0020
<b>Dissolved Metals</b>	Tungsten (W)-Dissolved (mg/L)	<0.010	<0.010	<0.010	<0.010	<0.010
<b>Dissolved Metals</b>	Uranium (U)-Dissolved (mg/L)	<0.0050	<0.0050	<0.0050	<0.0050	<0.0050
<b>Dissolved Metals</b>	Vanadium (V)-Dissolved (mg/L)	<0.0010	<0.0010	0.0010	<0.0010	<0.0010
<b>Dissolved Metals</b>	Zinc (Zn)-Dissolved (mg/L)	<0.0030	0.0031	<0.0030	<0.0030	<0.0030
<b>Dissolved Metals</b>	Zirconium (Zr)-Dissolved (mg/L)	<0.0010	<0.0010	<0.0010	<0.0010	<0.0010
<b>Aggregate Organics</b>	Oil and Grease, Total (mg/L)	<2.0	<2.0	<2.0	<2.0	<2.0

\* Please refer to the Reference Information section for an explanation of any qualifiers detected.

# ALS ENVIRONMENTAL ANALYTICAL REPORT

	Sample ID Description Sampled Date Sampled Time Client ID				
	L1337914-16 SURFACE WATE 23-JUL-13 13:00 SW10				
Grouping	Analyte				
<b>WATER</b>					
<b>Dissolved Metals</b>	Selenium (Se)-Dissolved (mg/L)	<0.0010			
<b>Dissolved Metals</b>	Silver (Ag)-Dissolved (mg/L)	<0.00010			
<b>Dissolved Metals</b>	Sodium (Na)-Dissolved (mg/L)	1.75			
<b>Dissolved Metals</b>	Strontium (Sr)-Dissolved (mg/L)	0.0342			
<b>Dissolved Metals</b>	Tellurium (Te)-Dissolved (mg/L)	<0.0010			
<b>Dissolved Metals</b>	Thallium (Tl)-Dissolved (mg/L)	<0.00030			
<b>Dissolved Metals</b>	Tin (Sn)-Dissolved (mg/L)	<0.0010			
<b>Dissolved Metals</b>	Titanium (Ti)-Dissolved (mg/L)	<0.0020			
<b>Dissolved Metals</b>	Tungsten (W)-Dissolved (mg/L)	<0.010			
<b>Dissolved Metals</b>	Uranium (U)-Dissolved (mg/L)	<0.0050			
<b>Dissolved Metals</b>	Vanadium (V)-Dissolved (mg/L)	<0.0010			
<b>Dissolved Metals</b>	Zinc (Zn)-Dissolved (mg/L)	<0.0030			
<b>Dissolved Metals</b>	Zirconium (Zr)-Dissolved (mg/L)	<0.0010			
<b>Aggregate Organics</b>	Oil and Grease, Total (mg/L)	<2.0			

\* Please refer to the Reference Information section for an explanation of any qualifiers detected.

## Reference Information

### QC Samples with Qualifiers & Comments:

QC Type Description	Parameter	Qualifier	Applies to Sample Number(s)
Matrix Spike	Ammonia, Total (as N)	MS-B	L1337914-1, -12, -13, -14, -15, -16, -2, -3, -7, -8
Matrix Spike	Ammonia, Total (as N)	MS-B	L1337914-10, -11, -4, -5, -6, -9
Matrix Spike	Calcium (Ca)-Dissolved	MS-B	L1337914-1, -10, -11, -12, -13, -14, -15, -16, -2, -3, -4, -5, -6, -7, -8, -9
Matrix Spike	Magnesium (Mg)-Dissolved	MS-B	L1337914-1, -10, -11, -12, -13, -14, -15, -16, -2, -3, -4, -5, -6, -7, -8, -9
Matrix Spike	Strontium (Sr)-Dissolved	MS-B	L1337914-1, -10, -11, -12, -13, -14, -15, -16, -2, -3, -4, -5, -6, -7, -8, -9
Matrix Spike	Magnesium (Mg)-Dissolved	MS-B	L1337914-1, -10, -11, -12, -13, -14, -15, -16, -2, -3, -4, -5, -6, -7, -8, -9
Matrix Spike	Calcium (Ca)-Dissolved	MS-B	L1337914-1, -10, -11, -12, -13, -14, -15, -16, -2, -3, -4, -5, -6, -7, -8, -9
Matrix Spike	Magnesium (Mg)-Dissolved	MS-B	L1337914-1, -10, -11, -12, -13, -14, -15, -16, -2, -3, -4, -5, -6, -7, -8, -9
Matrix Spike	Strontium (Sr)-Dissolved	MS-B	L1337914-1, -10, -11, -12, -13, -14, -15, -16, -2, -3, -4, -5, -6, -7, -8, -9
Matrix Spike	Calcium (Ca)-Total	MS-B	L1337914-1, -10, -11, -12, -13, -14, -15, -16, -2, -3, -4, -5, -6, -7, -8, -9
Matrix Spike	Magnesium (Mg)-Total	MS-B	L1337914-1, -10, -11, -12, -13, -14, -15, -16, -2, -3, -4, -5, -6, -7, -8, -9
Matrix Spike	Manganese (Mn)-Total	MS-B	L1337914-1, -10, -11, -12, -13, -14, -15, -16, -2, -3, -4, -5, -6, -7, -8, -9
Matrix Spike	Strontium (Sr)-Total	MS-B	L1337914-1, -10, -11, -12, -13, -14, -15, -16, -2, -3, -4, -5, -6, -7, -8, -9
Matrix Spike	Calcium (Ca)-Total	MS-B	L1337914-1, -10, -11, -12, -13, -14, -15, -16, -2, -3, -4, -5, -6, -7, -8, -9
Matrix Spike	Magnesium (Mg)-Total	MS-B	L1337914-1, -10, -11, -12, -13, -14, -15, -16, -2, -3, -4, -5, -6, -7, -8, -9
Matrix Spike	Strontium (Sr)-Total	MS-B	L1337914-1, -10, -11, -12, -13, -14, -15, -16, -2, -3, -4, -5, -6, -7, -8, -9

### Qualifiers for Individual Parameters Listed:

Qualifier	Description
DTC	Dissolved concentration exceeds total. Results were confirmed by re-analysis.
MS-B	Matrix Spike recovery could not be accurately calculated due to high analyte background in sample.
RRV	Reported Result Verified By Repeat Analysis

### Test Method References:

ALS Test Code	Matrix	Test Description	Method Reference**
<b>ACIDITY-TB</b>	Water	Acidity (as CaCO <sub>3</sub> )	APHA 2310 B-POTENTIOMETRIC TITRATION
Aqueous matrices are analyzed by potentiometry. Acidity reported includes acidity caused by hydrolyzable metals present in the sample.			
<b>ALK-TOT-CAP-TB</b>	Water	Alkalinity, Total (as CaCO <sub>3</sub> )	APHA 2320 B-Auto-Pot. Titration
<b>CL-IC-TB</b>	Water	Anions by Ion Chromatography	EPA 300.1 (modified)
Anions in aqueous matrices are analyzed using ion chromatography with conductivity and/or UV absorbance detectors.			
<b>CN-FREE-CFA-TB</b>	Water	Free Cyanide by Continuous Flow Analyzer	ASTM D7237-10 (modified)
This analysis is carried out using procedures adapted from ASTM Method 7237 "Free Cyanide with Flow Injection Analysis (FIA) Utilizing Gas Diffusion Separation and Amperometric Detection". Free cyanide is determined by in-line gas diffusion at pH 6 with final determination by colourimetric analysis.			
<b>CN-T-CFA-TB</b>	Water	Total Cyanide by CFA	ISO 14403:2002 (modified)
This analysis is carried out using procedures adapted from ISO Method 14403:2002 "Determination of Total Cyanide using Flow Analysis (FIA and CFA)". Total or strong acid dissociable (SAD) cyanide is determined by in-line UV digestion along with sample distillation and final determination by colourimetric analysis.			
Method Limitation: This method is susceptible to interference from thiocyanate (SCN). If SCN is present in the sample, there could be a positive interference with this method, but it would be less than 1% and could be as low as zero.			
<b>CN-WAD-CFA-TB</b>	Water	Weak Acid Dissociable Cyanide by CFA	APHA 4500-CN CYANIDE (modified)
This analysis is carried out using procedures adapted from APHA Method 4500-CN I. "Weak Acid Dissociable Cyanide". Weak Acid Dissociable (WAD) cyanide is determined by in-line sample distillation with final determination by colourimetric analysis.			
<b>EC-CAP-TB</b>	Water	Conductivity (EC)	APHA 2510 B-ELECTRODE

## Reference Information

This analysis is carried out using procedures adapted from APHA Method 2510 "Conductivity". Conductivity is determined using a conductivity electrode.

<b>HARDNESS-CALC-TB</b>	Water	Hardness (as CaCO <sub>3</sub> )	CALCULATION
<b>HG-D-CVAF-TB</b>	Water	Dissolved Mercury in Water by CVAFS	Modified from EPA1631 E
<b>HG-T-CVAF-TB</b>	Water	Total Mercury in Water by CVAFS	Modified from EPA1631 E
<b>MET-D-MS-TB</b>	Water	Dissolved Metals by ICPMS	APHA 3030B/EPA 6020A

This analysis involves filtration (APHA 3030B) and analysis by inductively coupled plasma - mass spectrometry (EPA Method 6020A).

<b>MET-T-MS-TB</b>	Water	Total Metals by ICPMS	APHA 3030E/EPA 6020A
--------------------	-------	-----------------------	----------------------

This analysis involves preliminary sample treatment by hotblock acid digestion (APHA 3030E). Instrumental analysis is by inductively coupled plasma - mass spectrometry (EPA Method 6020A).

<b>NH3-COL-TB</b>	Water	Ammonia by Discrete Analyzer	APHA 4500-NH3 G. (modified)
-------------------	-------	------------------------------	-----------------------------

Ammonia in aqueous matrices is analyzed using discrete analyzer with colourimetric detection.

<b>NO2-IC-TB</b>	Water	Anions by Ion Chromatography	EPA 300.1 (modified)
------------------	-------	------------------------------	----------------------

Anions in aqueous matrices are analyzed using ion chromatography with conductivity and/or UV absorbance detectors.

<b>NO3-IC-TB</b>	Water	Anions by Ion Chromatography	EPA 300.1 (modified)
------------------	-------	------------------------------	----------------------

Anions in aqueous matrices are analyzed using ion chromatography with conductivity and/or UV absorbance detectors.

<b>OGG-TOT-WT</b>	Water	Oil and Grease, Total	APHA 5520 B
-------------------	-------	-----------------------	-------------

Sample is extracted with hexane, extract is then evaporated and the residue is weighed to determine total oil and grease.

<b>P-T-COL-TB</b>	Water	Total Phosphorus by Discrete Analyzer	APHA 4500-P B, F, G (modified)
-------------------	-------	---------------------------------------	--------------------------------

Phosphorus in aqueous matrices is analyzed using discrete Analyzer with colourimetric detection.

<b>PH-CAP-TB</b>	Water	pH	APHA 4500-H-ELECTRODE
------------------	-------	----	-----------------------

<b>SO4-IC-TB</b>	Water	Anions by Ion Chromatography	EPA 300.1 (modified)
------------------	-------	------------------------------	----------------------

Anions in aqueous matrices are analyzed using ion chromatography with conductivity and/or UV absorbance detectors.

<b>SOLIDS-TOTSUS-TB</b>	Water	Total Suspended Solids	APHA 2540 D (modified)
-------------------------	-------	------------------------	------------------------

Aqueous matrices are analyzed using gravimetry

---

\*\* ALS test methods may incorporate modifications from specified reference methods to improve performance.

*The last two letters of the above test code(s) indicate the laboratory that performed analytical analysis for that test. Refer to the list below:*

---

Laboratory Definition Code	Laboratory Location
TB	ALS ENVIRONMENTAL - THUNDER BAY, ONTARIO, CANADA
WT	ALS ENVIRONMENTAL - WATERLOO, ONTARIO, CANADA

---

### Chain of Custody Numbers:

#### GLOSSARY OF REPORT TERMS

*Surrogate - A compound that is similar in behaviour to target analyte(s), but that does not occur naturally in environmental samples. For applicable tests, surrogates are added to samples prior to analysis as a check on recovery.*

*mg/kg - milligrams per kilogram based on dry weight of sample.*

*mg/kg wwt - milligrams per kilogram based on wet weight of sample.*

*mg/kg lwt - milligrams per kilogram based on lipid-adjusted weight of sample.*

*mg/L - milligrams per litre.*

*< - Less than.*

*D.L. - The reported Detection Limit, also known as the Limit of Reporting (LOR).*

*N/A - Result not available. Refer to qualifier code and definition for explanation.*

*Test results reported relate only to the samples as received by the laboratory.*

*UNLESS OTHERWISE STATED, ALL SAMPLES WERE RECEIVED IN ACCEPTABLE CONDITION.*

*Analytical results in unsigned test reports with the DRAFT watermark are subject to change, pending final QC review.*



## Quality Control Report

Workorder: L1337914

Report Date: 08-AUG-13

Page 1 of 35

Client: TREASURY METALS INC.  
P.O. Box 789  
Dryden ON P8N 2Z4  
Contact: Mac Potter

Test	Matrix	Reference	Result	Qualifier	Units	RPD	Limit	Analyzed
<b>ACIDITY-TB</b>								
	<b>Water</b>							
<b>Batch</b>	<b>R2659461</b>							
<b>WG1716215-3</b>	<b>DUP</b>	<b>L1337914-9</b>						
Acidity (as CaCO3)		3.0	3.0		mg/L	0.0	20	29-JUL-13
<b>WG1716215-2</b>	<b>LCS</b>							
Acidity (as CaCO3)			106.0		%		85-115	29-JUL-13
<b>WG1716215-1</b>	<b>MB</b>							
Acidity (as CaCO3)			<2.0		mg/L		2	29-JUL-13
<b>Batch</b>	<b>R2660647</b>							
<b>WG1716994-2</b>	<b>LCS</b>							
Acidity (as CaCO3)			100.0		%		85-115	30-JUL-13
<b>WG1716994-1</b>	<b>MB</b>							
Acidity (as CaCO3)			<2.0		mg/L		2	30-JUL-13
<b>ALK-TOT-CAP-TB</b>								
	<b>Water</b>							
<b>Batch</b>	<b>R2658224</b>							
<b>WG1714268-6</b>	<b>DUP</b>	<b>L1337914-11</b>						
Alkalinity, Total (as CaCO3)		66.3	65.3		mg/L CaCO3	1.5	20	26-JUL-13
<b>WG1714268-11</b>	<b>LCS</b>							
Alkalinity, Total (as CaCO3)			92.6		%		85-115	26-JUL-13
<b>WG1714268-5</b>	<b>LCS</b>							
Alkalinity, Total (as CaCO3)			94.2		%		85-115	26-JUL-13
<b>WG1714268-8</b>	<b>LCS</b>							
Alkalinity, Total (as CaCO3)			92.6		%		85-115	26-JUL-13
<b>WG1714268-10</b>	<b>MB</b>							
Alkalinity, Total (as CaCO3)			<5.0		mg/L CaCO3		5	26-JUL-13
<b>WG1714268-4</b>	<b>MB</b>							
Alkalinity, Total (as CaCO3)			<5.0		mg/L CaCO3		5	26-JUL-13
<b>WG1714268-7</b>	<b>MB</b>							
Alkalinity, Total (as CaCO3)			<5.0		mg/L CaCO3		5	26-JUL-13
<b>Batch</b>	<b>R2659340</b>							
<b>WG1715906-2</b>	<b>LCS</b>							
Alkalinity, Total (as CaCO3)			93.1		%		85-115	29-JUL-13
<b>WG1715906-5</b>	<b>LCS</b>							
Alkalinity, Total (as CaCO3)			94.3		%		85-115	29-JUL-13
<b>WG1715906-1</b>	<b>MB</b>							
Alkalinity, Total (as CaCO3)			<5.0		mg/L CaCO3		5	29-JUL-13
<b>WG1715906-4</b>	<b>MB</b>							
Alkalinity, Total (as CaCO3)			<5.0		mg/L CaCO3		5	29-JUL-13
<b>CL-IC-TB</b>								
	<b>Water</b>							



## Quality Control Report

Workorder: L1337914

Report Date: 08-AUG-13

Page 2 of 35

Test	Matrix	Reference	Result	Qualifier	Units	RPD	Limit	Analyzed
<b>CL-IC-TB</b>								
<b>Water</b>								
<b>Batch</b>	<b>R2658280</b>							
<b>WG1716076-2</b>	<b>LCS</b>							
Chloride (Cl)			93.7		%		90-110	28-JUL-13
<b>WG1716076-1</b>	<b>MB</b>							
Chloride (Cl)			<0.10		mg/L		0.1	28-JUL-13
<b>WG1716076-4</b>	<b>MS</b>	<b>L1337999-1</b>						
Chloride (Cl)			104.9		%		75-125	28-JUL-13
<b>Batch</b>	<b>R2660328</b>							
<b>WG1715671-6</b>	<b>LCS</b>							
Chloride (Cl)			100.4		%		90-110	29-JUL-13
<b>WG1715671-5</b>	<b>MB</b>							
Chloride (Cl)			<0.10		mg/L		0.1	29-JUL-13
<b>WG1715671-8</b>	<b>MS</b>	<b>L1338443-1</b>						
Chloride (Cl)			104.6		%		75-125	29-JUL-13
<b>Batch</b>	<b>R2662220</b>							
<b>WG1716962-13</b>	<b>LCS</b>							
Chloride (Cl)			101.9		%		90-110	30-JUL-13
<b>WG1716962-2</b>	<b>LCS</b>							
Chloride (Cl)			100.8		%		90-110	30-JUL-13
<b>WG1716962-5</b>	<b>LCS</b>							
Chloride (Cl)			102.8		%		90-110	30-JUL-13
<b>WG1716962-9</b>	<b>LCS</b>							
Chloride (Cl)			101.6		%		90-110	30-JUL-13
<b>WG1716962-1</b>	<b>MB</b>							
Chloride (Cl)			<0.10		mg/L		0.1	30-JUL-13
<b>WG1716962-12</b>	<b>MB</b>							
Chloride (Cl)			<0.10		mg/L		0.1	30-JUL-13
<b>WG1716962-8</b>	<b>MB</b>							
Chloride (Cl)			<0.10		mg/L		0.1	30-JUL-13
<b>WG1716962-11</b>	<b>MS</b>	<b>L1337291-13</b>						
Chloride (Cl)			87.5		%		75-125	30-JUL-13
<b>WG1716962-4</b>	<b>MS</b>	<b>L1338403-2</b>						
Chloride (Cl)			78.7		%		75-125	30-JUL-13
<b>WG1716962-7</b>	<b>MS</b>	<b>L1338638-1</b>						
Chloride (Cl)			95.3		%		75-125	30-JUL-13
<b>CN-FREE-CFA-TB</b>	<b>Water</b>							





## Quality Control Report

Workorder: L1337914

Report Date: 08-AUG-13

Page 3 of 35

Test	Matrix	Reference	Result	Qualifier	Units	RPD	Limit	Analyzed
<b>CN-FREE-CFA-TB</b>								
<b>Water</b>								
<b>Batch</b>	<b>R2662248</b>							
<b>WG1717473-8</b>	<b>DUP</b>	<b>L1337914-5</b>						
Cyanide, Free		<0.0050	<0.0050	RPD-NA	mg/L	N/A	20	30-JUL-13
<b>WG1717473-10</b>	<b>LCS</b>							
Cyanide, Free			97.4		%		80-120	30-JUL-13
<b>WG1717473-2</b>	<b>LCS</b>							
Cyanide, Free			97.8		%		80-120	30-JUL-13
<b>WG1717473-6</b>	<b>LCS</b>							
Cyanide, Free			97.6		%		80-120	30-JUL-13
<b>WG1717473-1</b>	<b>MB</b>							
Cyanide, Free			<0.0050		mg/L		0.005	30-JUL-13
<b>WG1717473-5</b>	<b>MB</b>							
Cyanide, Free			<0.0050		mg/L		0.005	30-JUL-13
<b>WG1717473-9</b>	<b>MB</b>							
Cyanide, Free			<0.0050		mg/L		0.005	30-JUL-13
<b>WG1717473-11</b>	<b>MS</b>	<b>L1337632-3</b>						
Cyanide, Free			96.7		%		70-130	30-JUL-13
<b>WG1717473-4</b>	<b>MS</b>	<b>L1337291-2</b>						
Cyanide, Free			96.9		%		70-130	30-JUL-13
<b>WG1717473-7</b>	<b>MS</b>	<b>L1337914-5</b>						
Cyanide, Free			98.2		%		70-130	30-JUL-13
<b>CN-T-CFA-TB</b>								
<b>Water</b>								
<b>Batch</b>	<b>R2662259</b>							
<b>WG1717468-8</b>	<b>DUP</b>	<b>L1337914-5</b>						
Cyanide, Total		<0.0020	<0.0020	RPD-NA	mg/L	N/A	20	30-JUL-13
<b>WG1717468-10</b>	<b>LCS</b>							
Cyanide, Total			97.6		%		80-120	30-JUL-13
<b>WG1717468-2</b>	<b>LCS</b>							
Cyanide, Total			97.1		%		80-120	30-JUL-13
<b>WG1717468-6</b>	<b>LCS</b>							
Cyanide, Total			95.5		%		80-120	30-JUL-13
<b>WG1717468-1</b>	<b>MB</b>							
Cyanide, Total			<0.0020		mg/L		0.002	30-JUL-13
<b>WG1717468-5</b>	<b>MB</b>							
Cyanide, Total			<0.0020		mg/L		0.002	30-JUL-13
<b>WG1717468-9</b>	<b>MB</b>							
Cyanide, Total			<0.0020		mg/L		0.002	30-JUL-13
<b>WG1717468-11</b>	<b>MS</b>	<b>L1337632-3</b>						
Cyanide, Total			96.3		%		70-130	30-JUL-13
<b>WG1717468-4</b>	<b>MS</b>	<b>L1337291-2</b>						



## Quality Control Report

Workorder: L1337914

Report Date: 08-AUG-13

Page 4 of 35

Test	Matrix	Reference	Result	Qualifier	Units	RPD	Limit	Analyzed
<b>CN-T-CFA-TB</b>								
	<b>Water</b>							
<b>Batch</b>	<b>R2662259</b>							
<b>WG1717468-4 MS</b>		<b>L1337291-2</b>						
Cyanide, Total			94.0		%		70-130	30-JUL-13
<b>WG1717468-7 MS</b>		<b>L1337914-5</b>						
Cyanide, Total			96.8		%		70-130	30-JUL-13
<b>CN-WAD-CFA-TB</b>								
	<b>Water</b>							
<b>Batch</b>	<b>R2662253</b>							
<b>WG1717469-8 DUP</b>		<b>L1337914-5</b>						
Cyanide, Weak Acid Diss		<0.0020	<0.0020	RPD-NA	mg/L	N/A	20	30-JUL-13
<b>WG1717469-10 LCS</b>								
Cyanide, Weak Acid Diss			102.0		%		80-120	30-JUL-13
<b>WG1717469-2 LCS</b>								
Cyanide, Weak Acid Diss			101.6		%		80-120	30-JUL-13
<b>WG1717469-6 LCS</b>								
Cyanide, Weak Acid Diss			100.9		%		80-120	30-JUL-13
<b>WG1717469-1 MB</b>								
Cyanide, Weak Acid Diss			<0.0020		mg/L		0.002	30-JUL-13
<b>WG1717469-5 MB</b>								
Cyanide, Weak Acid Diss			<0.0020		mg/L		0.002	30-JUL-13
<b>WG1717469-9 MB</b>								
Cyanide, Weak Acid Diss			<0.0020		mg/L		0.002	30-JUL-13
<b>WG1717469-11 MS</b>		<b>L1337632-3</b>						
Cyanide, Weak Acid Diss			98.8		%		70-130	30-JUL-13
<b>WG1717469-4 MS</b>		<b>L1337291-2</b>						
Cyanide, Weak Acid Diss			98.6		%		70-130	30-JUL-13
<b>WG1717469-7 MS</b>		<b>L1337914-5</b>						
Cyanide, Weak Acid Diss			101.0		%		70-130	30-JUL-13
<b>EC-CAP-TB</b>								
	<b>Water</b>							
<b>Batch</b>	<b>R2658224</b>							
<b>WG1714268-6 DUP</b>		<b>L1337914-11</b>						
Conductivity (EC)		136	137		uS/cm	0.1	10	26-JUL-13
<b>WG1714268-11 LCS</b>								
Conductivity (EC)			98.9		%		90-110	26-JUL-13
<b>WG1714268-5 LCS</b>								
Conductivity (EC)			100.4		%		90-110	26-JUL-13
<b>WG1714268-8 LCS</b>								
Conductivity (EC)			98.9		%		90-110	26-JUL-13
<b>WG1714268-10 MB</b>								
Conductivity (EC)			<3.0		uS/cm		3	26-JUL-13



## Quality Control Report

Workorder: L1337914

Report Date: 08-AUG-13

Page 5 of 35

Test	Matrix	Reference	Result	Qualifier	Units	RPD	Limit	Analyzed
<b>EC-CAP-TB</b>								
<b>Water</b>								
<b>Batch</b>	<b>R2658224</b>							
<b>WG1714268-4</b>	<b>MB</b>							
Conductivity (EC)			<3.0		uS/cm		3	26-JUL-13
<b>WG1714268-7</b>	<b>MB</b>							
Conductivity (EC)			<3.0		uS/cm		3	26-JUL-13
<b>HG-D-CVAF-TB</b>								
<b>Water</b>								
<b>Batch</b>	<b>R2656933</b>							
<b>WG1714603-8</b>	<b>DUP</b>	<b>L1337914-5</b>						
Mercury (Hg)-Dissolved		<0.000010	<0.000010	RPD-NA	mg/L	N/A	20	26-JUL-13
<b>WG1714603-2</b>	<b>LCS</b>							
Mercury (Hg)-Dissolved			101.0		%		80-120	26-JUL-13
<b>WG1714603-6</b>	<b>LCS</b>							
Mercury (Hg)-Dissolved			96.0		%		80-120	26-JUL-13
<b>WG1714603-1</b>	<b>MB</b>							
Mercury (Hg)-Dissolved			<0.000010		mg/L		0.00001	26-JUL-13
<b>WG1714603-5</b>	<b>MB</b>							
Mercury (Hg)-Dissolved			<0.000010		mg/L		0.00001	26-JUL-13
<b>WG1714603-4</b>	<b>MS</b>	<b>L1337168-3</b>						
Mercury (Hg)-Dissolved			75.3		%		70-130	26-JUL-13
<b>WG1714603-7</b>	<b>MS</b>	<b>L1337914-5</b>						
Mercury (Hg)-Dissolved			74.8		%		70-130	26-JUL-13
<b>HG-T-CVAF-TB</b>								
<b>Water</b>								
<b>Batch</b>	<b>R2656928</b>							
<b>WG1714598-2</b>	<b>LCS</b>							
Mercury (Hg)-Total			105.7		%		80-120	26-JUL-13
<b>WG1714598-6</b>	<b>LCS</b>							
Mercury (Hg)-Total			105.4		%		80-120	26-JUL-13
<b>WG1714598-1</b>	<b>MB</b>							
Mercury (Hg)-Total			<0.000010		mg/L		0.00001	26-JUL-13
<b>WG1714598-5</b>	<b>MB</b>							
Mercury (Hg)-Total			<0.000010		mg/L		0.00001	26-JUL-13
<b>WG1714598-7</b>	<b>MS</b>	<b>L1337666-5</b>						
Mercury (Hg)-Total			97.5		%		70-130	26-JUL-13
<b>MET-D-MS-TB</b>								
<b>Water</b>								
<b>Batch</b>	<b>R2664664</b>							
<b>WG1717992-10</b>	<b>LCS</b>							
Aluminum (Al)-Dissolved			96.9		%		80-120	01-AUG-13
Antimony (Sb)-Dissolved			102.0		%		80-120	01-AUG-13
Arsenic (As)-Dissolved			99.3		%		80-120	01-AUG-13

## Quality Control Report

Workorder: L1337914

Report Date: 08-AUG-13

Page 6 of 35

Test	Matrix	Reference	Result	Qualifier	Units	RPD	Limit	Analyzed
<b>MET-D-MS-TB</b>								
	<b>Water</b>							
<b>Batch</b>	<b>R2664664</b>							
<b>WG1717992-10</b>	<b>LCS</b>							
Barium (Ba)-Dissolved			100.4		%		80-120	01-AUG-13
Beryllium (Be)-Dissolved			99.0		%		80-120	01-AUG-13
Bismuth (Bi)-Dissolved			105.8		%		80-120	01-AUG-13
Boron (B)-Dissolved			88.1		%		80-120	01-AUG-13
Cadmium (Cd)-Dissolved			107.4		%		80-120	01-AUG-13
Calcium (Ca)-Dissolved			102.3		%		80-120	01-AUG-13
Chromium (Cr)-Dissolved			104.1		%		80-120	01-AUG-13
Cobalt (Co)-Dissolved			100.8		%		80-120	01-AUG-13
Copper (Cu)-Dissolved			101.0		%		80-120	01-AUG-13
Iron (Fe)-Dissolved			97.1		%		80-120	01-AUG-13
Lead (Pb)-Dissolved			102.8		%		80-120	01-AUG-13
Lithium (Li)-Dissolved			103.4		%		80-120	01-AUG-13
Magnesium (Mg)-Dissolved			105.8		%		80-120	01-AUG-13
Manganese (Mn)-Dissolved			102.5		%		80-120	01-AUG-13
Molybdenum (Mo)-Dissolved			99.5		%		80-120	01-AUG-13
Nickel (Ni)-Dissolved			101.9		%		80-120	01-AUG-13
Potassium (K)-Dissolved			102.4		%		80-120	01-AUG-13
Selenium (Se)-Dissolved			104.7		%		80-120	01-AUG-13
Silver (Ag)-Dissolved			104.0		%		80-120	01-AUG-13
Sodium (Na)-Dissolved			105.3		%		80-120	01-AUG-13
Strontium (Sr)-Dissolved			93.0		%		80-120	01-AUG-13
Tellurium (Te)-Dissolved			103.9		%		80-120	01-AUG-13
Thallium (Tl)-Dissolved			104.0		%		80-120	01-AUG-13
Tin (Sn)-Dissolved			100.4		%		80-120	01-AUG-13
Titanium (Ti)-Dissolved			99.2		%		80-120	01-AUG-13
Tungsten (W)-Dissolved			97.7		%		80-120	01-AUG-13
Uranium (U)-Dissolved			99.8		%		80-120	01-AUG-13
Vanadium (V)-Dissolved			101.4		%		80-120	01-AUG-13
Zinc (Zn)-Dissolved			103.3		%		80-120	01-AUG-13
Zirconium (Zr)-Dissolved			81.5		%		80-120	01-AUG-13
<b>WG1717992-14</b>	<b>LCS</b>							
Aluminum (Al)-Dissolved			85.0		%		80-120	01-AUG-13
Antimony (Sb)-Dissolved			98.9		%		80-120	01-AUG-13
Arsenic (As)-Dissolved			96.0		%		80-120	01-AUG-13

## Quality Control Report

Workorder: L1337914

Report Date: 08-AUG-13

Page 7 of 35

Test	Matrix	Reference	Result	Qualifier	Units	RPD	Limit	Analyzed
<b>MET-D-MS-TB</b>								
	<b>Water</b>							
<b>Batch</b>	<b>R2664664</b>							
<b>WG1717992-14</b>	<b>LCS</b>							
Barium (Ba)-Dissolved			95.3		%		80-120	01-AUG-13
Beryllium (Be)-Dissolved			95.5		%		80-120	01-AUG-13
Bismuth (Bi)-Dissolved			102.8		%		80-120	01-AUG-13
Boron (B)-Dissolved			87.1		%		80-120	01-AUG-13
Cadmium (Cd)-Dissolved			105.7		%		80-120	01-AUG-13
Calcium (Ca)-Dissolved			96.8		%		80-120	01-AUG-13
Chromium (Cr)-Dissolved			100.6		%		80-120	01-AUG-13
Cobalt (Co)-Dissolved			97.0		%		80-120	01-AUG-13
Copper (Cu)-Dissolved			95.8		%		80-120	01-AUG-13
Iron (Fe)-Dissolved			92.8		%		80-120	01-AUG-13
Lead (Pb)-Dissolved			99.8		%		80-120	01-AUG-13
Lithium (Li)-Dissolved			95.5		%		80-120	01-AUG-13
Magnesium (Mg)-Dissolved			94.3		%		80-120	01-AUG-13
Manganese (Mn)-Dissolved			98.2		%		80-120	01-AUG-13
Molybdenum (Mo)-Dissolved			96.8		%		80-120	01-AUG-13
Nickel (Ni)-Dissolved			95.9		%		80-120	01-AUG-13
Potassium (K)-Dissolved			98.0		%		80-120	01-AUG-13
Selenium (Se)-Dissolved			98.3		%		80-120	01-AUG-13
Silver (Ag)-Dissolved			101.4		%		80-120	01-AUG-13
Sodium (Na)-Dissolved			97.8		%		80-120	01-AUG-13
Strontium (Sr)-Dissolved			92.7		%		80-120	01-AUG-13
Tellurium (Te)-Dissolved			97.4		%		80-120	01-AUG-13
Thallium (Tl)-Dissolved			103.5		%		80-120	01-AUG-13
Tin (Sn)-Dissolved			100.1		%		80-120	01-AUG-13
Titanium (Ti)-Dissolved			95.0		%		80-120	01-AUG-13
Tungsten (W)-Dissolved			96.6		%		80-120	01-AUG-13
Uranium (U)-Dissolved			98.7		%		80-120	01-AUG-13
Vanadium (V)-Dissolved			96.4		%		80-120	01-AUG-13
Zinc (Zn)-Dissolved			97.6		%		80-120	01-AUG-13
Zirconium (Zr)-Dissolved			80.1		%		80-120	01-AUG-13
<b>WG1717992-2</b>	<b>LCS</b>							
Aluminum (Al)-Dissolved			93.7		%		80-120	01-AUG-13
Antimony (Sb)-Dissolved			100.3		%		80-120	01-AUG-13
Arsenic (As)-Dissolved			99.3		%		80-120	01-AUG-13

## Quality Control Report

Workorder: L1337914

Report Date: 08-AUG-13

Page 8 of 35

Test	Matrix	Reference	Result	Qualifier	Units	RPD	Limit	Analyzed
<b>MET-D-MS-TB</b>								
	<b>Water</b>							
<b>Batch</b>	<b>R2664664</b>							
<b>WG1717992-2</b>	<b>LCS</b>							
Barium (Ba)-Dissolved			99.3		%		80-120	01-AUG-13
Beryllium (Be)-Dissolved			103.0		%		80-120	01-AUG-13
Bismuth (Bi)-Dissolved			103.4		%		80-120	01-AUG-13
Boron (B)-Dissolved			85.8		%		80-120	01-AUG-13
Cadmium (Cd)-Dissolved			106.9		%		80-120	01-AUG-13
Calcium (Ca)-Dissolved			102.6		%		80-120	01-AUG-13
Chromium (Cr)-Dissolved			103.6		%		80-120	01-AUG-13
Cobalt (Co)-Dissolved			99.8		%		80-120	01-AUG-13
Copper (Cu)-Dissolved			99.9		%		80-120	01-AUG-13
Iron (Fe)-Dissolved			96.7		%		80-120	01-AUG-13
Lead (Pb)-Dissolved			101.4		%		80-120	01-AUG-13
Lithium (Li)-Dissolved			101.0		%		80-120	01-AUG-13
Magnesium (Mg)-Dissolved			100.8		%		80-120	01-AUG-13
Manganese (Mn)-Dissolved			102.6		%		80-120	01-AUG-13
Molybdenum (Mo)-Dissolved			95.8		%		80-120	01-AUG-13
Nickel (Ni)-Dissolved			99.7		%		80-120	01-AUG-13
Potassium (K)-Dissolved			101.7		%		80-120	01-AUG-13
Selenium (Se)-Dissolved			99.2		%		80-120	01-AUG-13
Silver (Ag)-Dissolved			105.3		%		80-120	01-AUG-13
Sodium (Na)-Dissolved			103.3		%		80-120	01-AUG-13
Strontium (Sr)-Dissolved			93.3		%		80-120	01-AUG-13
Tellurium (Te)-Dissolved			104.5		%		80-120	01-AUG-13
Thallium (Tl)-Dissolved			102.1		%		80-120	01-AUG-13
Tin (Sn)-Dissolved			101.8		%		80-120	01-AUG-13
Titanium (Ti)-Dissolved			98.4		%		80-120	01-AUG-13
Tungsten (W)-Dissolved			97.1		%		80-120	01-AUG-13
Uranium (U)-Dissolved			97.2		%		80-120	01-AUG-13
Vanadium (V)-Dissolved			99.6		%		80-120	01-AUG-13
Zinc (Zn)-Dissolved			101.8		%		80-120	01-AUG-13
Zirconium (Zr)-Dissolved			86.1		%		80-120	01-AUG-13
<b>WG1717992-6</b>	<b>LCS</b>							
Aluminum (Al)-Dissolved			96.2		%		80-120	01-AUG-13
Antimony (Sb)-Dissolved			101.4		%		80-120	01-AUG-13
Arsenic (As)-Dissolved			100.1		%		80-120	01-AUG-13

## Quality Control Report

Workorder: L1337914

Report Date: 08-AUG-13

Page 9 of 35

Test	Matrix	Reference	Result	Qualifier	Units	RPD	Limit	Analyzed
<b>MET-D-MS-TB</b>		<b>Water</b>						
<b>Batch</b>	<b>R2664664</b>							
<b>WG1717992-6</b>	<b>LCS</b>							
Barium (Ba)-Dissolved			99.9		%		80-120	01-AUG-13
Beryllium (Be)-Dissolved			100.4		%		80-120	01-AUG-13
Bismuth (Bi)-Dissolved			103.6		%		80-120	01-AUG-13
Boron (B)-Dissolved			88.1		%		80-120	01-AUG-13
Cadmium (Cd)-Dissolved			106.9		%		80-120	01-AUG-13
Calcium (Ca)-Dissolved			101.5		%		80-120	01-AUG-13
Chromium (Cr)-Dissolved			104.9		%		80-120	01-AUG-13
Cobalt (Co)-Dissolved			99.8		%		80-120	01-AUG-13
Copper (Cu)-Dissolved			102.6		%		80-120	01-AUG-13
Iron (Fe)-Dissolved			97.7		%		80-120	01-AUG-13
Lead (Pb)-Dissolved			102.0		%		80-120	01-AUG-13
Lithium (Li)-Dissolved			103.0		%		80-120	01-AUG-13
Magnesium (Mg)-Dissolved			103.7		%		80-120	01-AUG-13
Manganese (Mn)-Dissolved			104.1		%		80-120	01-AUG-13
Molybdenum (Mo)-Dissolved			101.6		%		80-120	01-AUG-13
Nickel (Ni)-Dissolved			101.0		%		80-120	01-AUG-13
Potassium (K)-Dissolved			104.0		%		80-120	01-AUG-13
Selenium (Se)-Dissolved			96.4		%		80-120	01-AUG-13
Silver (Ag)-Dissolved			103.1		%		80-120	01-AUG-13
Sodium (Na)-Dissolved			104.8		%		80-120	01-AUG-13
Strontium (Sr)-Dissolved			99.0		%		80-120	01-AUG-13
Tellurium (Te)-Dissolved			101.3		%		80-120	01-AUG-13
Thallium (Tl)-Dissolved			101.5		%		80-120	01-AUG-13
Tin (Sn)-Dissolved			101.9		%		80-120	01-AUG-13
Titanium (Ti)-Dissolved			99.1		%		80-120	01-AUG-13
Tungsten (W)-Dissolved			98.7		%		80-120	01-AUG-13
Uranium (U)-Dissolved			101.1		%		80-120	01-AUG-13
Vanadium (V)-Dissolved			100.4		%		80-120	01-AUG-13
Zinc (Zn)-Dissolved			105.0		%		80-120	01-AUG-13
Zirconium (Zr)-Dissolved			90.4		%		80-120	01-AUG-13
<b>WG1717992-1</b>		<b>MB</b>						
Aluminum (Al)-Dissolved			<0.0050		mg/L		0.005	01-AUG-13
Antimony (Sb)-Dissolved			<0.00060		mg/L		0.0006	01-AUG-13
Arsenic (As)-Dissolved			<0.0010		mg/L		0.001	01-AUG-13



## Quality Control Report

Workorder: L1337914

Report Date: 08-AUG-13

Page 10 of 35

Test	Matrix	Reference	Result	Qualifier	Units	RPD	Limit	Analyzed
<b>MET-D-MS-TB</b>		<b>Water</b>						
<b>Batch</b>	<b>R2664664</b>							
<b>WG1717992-1</b>	<b>MB</b>							
Barium (Ba)-Dissolved			<0.010		mg/L		0.01	01-AUG-13
Beryllium (Be)-Dissolved			<0.0010		mg/L		0.001	01-AUG-13
Bismuth (Bi)-Dissolved			<0.0010		mg/L		0.001	01-AUG-13
Boron (B)-Dissolved			<0.050		mg/L		0.05	01-AUG-13
Cadmium (Cd)-Dissolved			<0.000017		mg/L		0.000017	01-AUG-13
Calcium (Ca)-Dissolved			<0.20		mg/L		0.2	01-AUG-13
Chromium (Cr)-Dissolved			<0.0010		mg/L		0.001	01-AUG-13
Cobalt (Co)-Dissolved			<0.00050		mg/L		0.0005	01-AUG-13
Copper (Cu)-Dissolved			<0.0010		mg/L		0.001	01-AUG-13
Iron (Fe)-Dissolved			<0.020		mg/L		0.02	01-AUG-13
Lead (Pb)-Dissolved			<0.0010		mg/L		0.001	01-AUG-13
Lithium (Li)-Dissolved			<0.050		mg/L		0.05	01-AUG-13
Magnesium (Mg)-Dissolved			<0.020		mg/L		0.02	01-AUG-13
Manganese (Mn)-Dissolved			<0.0010		mg/L		0.001	01-AUG-13
Molybdenum (Mo)-Dissolved			<0.0010		mg/L		0.001	01-AUG-13
Nickel (Ni)-Dissolved			<0.0020		mg/L		0.002	01-AUG-13
Potassium (K)-Dissolved			<0.50		mg/L		0.5	01-AUG-13
Selenium (Se)-Dissolved			<0.0010		mg/L		0.001	01-AUG-13
Silver (Ag)-Dissolved			<0.00010		mg/L		0.0001	01-AUG-13
Sodium (Na)-Dissolved			<0.10		mg/L		0.1	01-AUG-13
Strontium (Sr)-Dissolved			<0.0010		mg/L		0.001	01-AUG-13
Tellurium (Te)-Dissolved			<0.0010		mg/L		0.001	01-AUG-13
Thallium (Tl)-Dissolved			<0.00030		mg/L		0.0003	01-AUG-13
Tin (Sn)-Dissolved			<0.0010		mg/L		0.001	01-AUG-13
Titanium (Ti)-Dissolved			<0.0020		mg/L		0.002	01-AUG-13
Tungsten (W)-Dissolved			<0.010		mg/L		0.01	01-AUG-13
Uranium (U)-Dissolved			<0.0050		mg/L		0.005	01-AUG-13
Vanadium (V)-Dissolved			<0.0010		mg/L		0.001	01-AUG-13
Zinc (Zn)-Dissolved			<0.0030		mg/L		0.003	01-AUG-13
Zirconium (Zr)-Dissolved			<0.0010		mg/L		0.001	01-AUG-13
<b>WG1717992-13</b>	<b>MB</b>							
Aluminum (Al)-Dissolved			<0.0050		mg/L		0.005	01-AUG-13
Antimony (Sb)-Dissolved			<0.00060		mg/L		0.0006	01-AUG-13
Arsenic (As)-Dissolved			<0.0010		mg/L		0.001	01-AUG-13





## Quality Control Report

Workorder: L1337914

Report Date: 08-AUG-13

Page 11 of 35

Test	Matrix	Reference	Result	Qualifier	Units	RPD	Limit	Analyzed
<b>MET-D-MS-TB</b>		<b>Water</b>						
<b>Batch</b>	<b>R2664664</b>							
<b>WG1717992-13 MB</b>								
Barium (Ba)-Dissolved			<0.010		mg/L		0.01	01-AUG-13
Beryllium (Be)-Dissolved			<0.0010		mg/L		0.001	01-AUG-13
Bismuth (Bi)-Dissolved			<0.0010		mg/L		0.001	01-AUG-13
Boron (B)-Dissolved			<0.050		mg/L		0.05	01-AUG-13
Cadmium (Cd)-Dissolved			<0.000017		mg/L		0.000017	01-AUG-13
Calcium (Ca)-Dissolved			<0.20		mg/L		0.2	01-AUG-13
Chromium (Cr)-Dissolved			<0.0010		mg/L		0.001	01-AUG-13
Cobalt (Co)-Dissolved			<0.00050		mg/L		0.0005	01-AUG-13
Copper (Cu)-Dissolved			<0.0010		mg/L		0.001	01-AUG-13
Iron (Fe)-Dissolved			<0.020		mg/L		0.02	01-AUG-13
Lead (Pb)-Dissolved			<0.0010		mg/L		0.001	01-AUG-13
Lithium (Li)-Dissolved			<0.050		mg/L		0.05	01-AUG-13
Magnesium (Mg)-Dissolved			<0.020		mg/L		0.02	01-AUG-13
Manganese (Mn)-Dissolved			<0.0010		mg/L		0.001	01-AUG-13
Molybdenum (Mo)-Dissolved			<0.0010		mg/L		0.001	01-AUG-13
Nickel (Ni)-Dissolved			<0.0020		mg/L		0.002	01-AUG-13
Potassium (K)-Dissolved			<0.50		mg/L		0.5	01-AUG-13
Selenium (Se)-Dissolved			<0.0010		mg/L		0.001	01-AUG-13
Silver (Ag)-Dissolved			<0.00010		mg/L		0.0001	01-AUG-13
Sodium (Na)-Dissolved			<0.10		mg/L		0.1	01-AUG-13
Strontium (Sr)-Dissolved			<0.0010		mg/L		0.001	01-AUG-13
Tellurium (Te)-Dissolved			<0.0010		mg/L		0.001	01-AUG-13
Thallium (Tl)-Dissolved			<0.00030		mg/L		0.0003	01-AUG-13
Tin (Sn)-Dissolved			<0.0010		mg/L		0.001	01-AUG-13
Titanium (Ti)-Dissolved			<0.0020		mg/L		0.002	01-AUG-13
Tungsten (W)-Dissolved			<0.010		mg/L		0.01	01-AUG-13
Uranium (U)-Dissolved			<0.0050		mg/L		0.005	01-AUG-13
Vanadium (V)-Dissolved			<0.0010		mg/L		0.001	01-AUG-13
Zinc (Zn)-Dissolved			<0.0030		mg/L		0.003	01-AUG-13
Zirconium (Zr)-Dissolved			<0.0010		mg/L		0.001	01-AUG-13
<b>WG1717992-5 MB</b>								
Aluminum (Al)-Dissolved			<0.0050		mg/L		0.005	01-AUG-13
Antimony (Sb)-Dissolved			<0.00060		mg/L		0.0006	01-AUG-13
Arsenic (As)-Dissolved			<0.0010		mg/L		0.001	01-AUG-13



## Quality Control Report

Workorder: L1337914

Report Date: 08-AUG-13

Page 12 of 35

Test	Matrix	Reference	Result	Qualifier	Units	RPD	Limit	Analyzed
<b>MET-D-MS-TB</b>		<b>Water</b>						
<b>Batch</b>	<b>R2664664</b>							
<b>WG1717992-5</b>	<b>MB</b>							
Barium (Ba)-Dissolved			<0.010		mg/L		0.01	01-AUG-13
Beryllium (Be)-Dissolved			<0.0010		mg/L		0.001	01-AUG-13
Bismuth (Bi)-Dissolved			<0.0010		mg/L		0.001	01-AUG-13
Boron (B)-Dissolved			<0.050		mg/L		0.05	01-AUG-13
Cadmium (Cd)-Dissolved			<0.000017		mg/L		0.000017	01-AUG-13
Calcium (Ca)-Dissolved			<0.20		mg/L		0.2	01-AUG-13
Chromium (Cr)-Dissolved			<0.0010		mg/L		0.001	01-AUG-13
Cobalt (Co)-Dissolved			<0.00050		mg/L		0.0005	01-AUG-13
Copper (Cu)-Dissolved			<0.0010		mg/L		0.001	01-AUG-13
Iron (Fe)-Dissolved			<0.020		mg/L		0.02	01-AUG-13
Lead (Pb)-Dissolved			<0.0010		mg/L		0.001	01-AUG-13
Lithium (Li)-Dissolved			<0.050		mg/L		0.05	01-AUG-13
Magnesium (Mg)-Dissolved			<0.020		mg/L		0.02	01-AUG-13
Manganese (Mn)-Dissolved			<0.0010		mg/L		0.001	01-AUG-13
Molybdenum (Mo)-Dissolved			<0.0010		mg/L		0.001	01-AUG-13
Nickel (Ni)-Dissolved			<0.0020		mg/L		0.002	01-AUG-13
Potassium (K)-Dissolved			<0.50		mg/L		0.5	01-AUG-13
Selenium (Se)-Dissolved			<0.0010		mg/L		0.001	01-AUG-13
Silver (Ag)-Dissolved			<0.00010		mg/L		0.0001	01-AUG-13
Sodium (Na)-Dissolved			<0.10		mg/L		0.1	01-AUG-13
Strontium (Sr)-Dissolved			<0.0010		mg/L		0.001	01-AUG-13
Tellurium (Te)-Dissolved			<0.0010		mg/L		0.001	01-AUG-13
Thallium (Tl)-Dissolved			<0.00030		mg/L		0.0003	01-AUG-13
Tin (Sn)-Dissolved			<0.0010		mg/L		0.001	01-AUG-13
Titanium (Ti)-Dissolved			<0.0020		mg/L		0.002	01-AUG-13
Tungsten (W)-Dissolved			<0.010		mg/L		0.01	01-AUG-13
Uranium (U)-Dissolved			<0.0050		mg/L		0.005	01-AUG-13
Vanadium (V)-Dissolved			<0.0010		mg/L		0.001	01-AUG-13
Zinc (Zn)-Dissolved			<0.0030		mg/L		0.003	01-AUG-13
Zirconium (Zr)-Dissolved			<0.0010		mg/L		0.001	01-AUG-13
<b>WG1717992-9</b>	<b>MB</b>							
Aluminum (Al)-Dissolved			<0.0050		mg/L		0.005	01-AUG-13
Antimony (Sb)-Dissolved			<0.00060		mg/L		0.0006	01-AUG-13
Arsenic (As)-Dissolved			<0.0010		mg/L		0.001	01-AUG-13



## Quality Control Report

Workorder: L1337914

Report Date: 08-AUG-13

Page 13 of 35

Test	Matrix	Reference	Result	Qualifier	Units	RPD	Limit	Analyzed
<b>MET-D-MS-TB</b>								
	<b>Water</b>							
<b>Batch</b>	<b>R2664664</b>							
<b>WG1717992-9</b>	<b>MB</b>							
Barium (Ba)-Dissolved			<0.010		mg/L		0.01	01-AUG-13
Beryllium (Be)-Dissolved			<0.0010		mg/L		0.001	01-AUG-13
Bismuth (Bi)-Dissolved			<0.0010		mg/L		0.001	01-AUG-13
Boron (B)-Dissolved			<0.050		mg/L		0.05	01-AUG-13
Cadmium (Cd)-Dissolved			<0.000017		mg/L		0.000017	01-AUG-13
Calcium (Ca)-Dissolved			<0.20		mg/L		0.2	01-AUG-13
Chromium (Cr)-Dissolved			<0.0010		mg/L		0.001	01-AUG-13
Cobalt (Co)-Dissolved			<0.00050		mg/L		0.0005	01-AUG-13
Copper (Cu)-Dissolved			<0.0010		mg/L		0.001	01-AUG-13
Iron (Fe)-Dissolved			<0.020		mg/L		0.02	01-AUG-13
Lead (Pb)-Dissolved			<0.0010		mg/L		0.001	01-AUG-13
Lithium (Li)-Dissolved			<0.050		mg/L		0.05	01-AUG-13
Magnesium (Mg)-Dissolved			<0.020		mg/L		0.02	01-AUG-13
Manganese (Mn)-Dissolved			<0.0010		mg/L		0.001	01-AUG-13
Molybdenum (Mo)-Dissolved			<0.0010		mg/L		0.001	01-AUG-13
Nickel (Ni)-Dissolved			<0.0020		mg/L		0.002	01-AUG-13
Potassium (K)-Dissolved			<0.50		mg/L		0.5	01-AUG-13
Selenium (Se)-Dissolved			<0.0010		mg/L		0.001	01-AUG-13
Silver (Ag)-Dissolved			<0.00010		mg/L		0.0001	01-AUG-13
Sodium (Na)-Dissolved			<0.10		mg/L		0.1	01-AUG-13
Strontium (Sr)-Dissolved			<0.0010		mg/L		0.001	01-AUG-13
Tellurium (Te)-Dissolved			<0.0010		mg/L		0.001	01-AUG-13
Thallium (Tl)-Dissolved			<0.00030		mg/L		0.0003	01-AUG-13
Tin (Sn)-Dissolved			<0.0010		mg/L		0.001	01-AUG-13
Titanium (Ti)-Dissolved			<0.0020		mg/L		0.002	01-AUG-13
Tungsten (W)-Dissolved			<0.010		mg/L		0.01	01-AUG-13
Uranium (U)-Dissolved			<0.0050		mg/L		0.005	01-AUG-13
Vanadium (V)-Dissolved			<0.0010		mg/L		0.001	01-AUG-13
Zinc (Zn)-Dissolved			<0.0030		mg/L		0.003	01-AUG-13
Zirconium (Zr)-Dissolved			<0.0010		mg/L		0.001	01-AUG-13
<b>WG1717992-12</b>	<b>MS</b>	<b>L1337632-20</b>						
Aluminum (Al)-Dissolved			89.1		%		70-130	01-AUG-13
Antimony (Sb)-Dissolved			106.1		%		70-130	01-AUG-13
Arsenic (As)-Dissolved			111.6		%		70-130	01-AUG-13

## Quality Control Report

Workorder: L1337914

Report Date: 08-AUG-13

Page 14 of 35

Test	Matrix	Reference	Result	Qualifier	Units	RPD	Limit	Analyzed
<b>MET-D-MS-TB</b>								
	<b>Water</b>							
<b>Batch</b>	<b>R2664664</b>							
<b>WG1717992-12 MS</b>		<b>L1337632-20</b>						
Beryllium (Be)-Dissolved			112.2		%		70-130	01-AUG-13
Bismuth (Bi)-Dissolved			88.6		%		70-130	01-AUG-13
Boron (B)-Dissolved			101.7		%		70-130	01-AUG-13
Calcium (Ca)-Dissolved			N/A	MS-B	%		-	01-AUG-13
Chromium (Cr)-Dissolved			105.2		%		70-130	01-AUG-13
Cobalt (Co)-Dissolved			105.5		%		70-130	01-AUG-13
Copper (Cu)-Dissolved			99.9		%		70-130	01-AUG-13
Iron (Fe)-Dissolved			101.8		%		70-130	01-AUG-13
Lead (Pb)-Dissolved			101.1		%		70-130	01-AUG-13
Lithium (Li)-Dissolved			105.1		%		70-130	01-AUG-13
Magnesium (Mg)-Dissolved			N/A	MS-B	%		-	01-AUG-13
Manganese (Mn)-Dissolved			106.8		%		70-130	01-AUG-13
Molybdenum (Mo)-Dissolved			104.5		%		70-130	01-AUG-13
Nickel (Ni)-Dissolved			100.8		%		70-130	01-AUG-13
Potassium (K)-Dissolved			106.6		%		70-130	01-AUG-13
Selenium (Se)-Dissolved			113.1		%		70-130	01-AUG-13
Silver (Ag)-Dissolved			108.7		%		70-130	01-AUG-13
Sodium (Na)-Dissolved			102.3		%		70-130	01-AUG-13
Strontium (Sr)-Dissolved			N/A	MS-B	%		-	01-AUG-13
Tellurium (Te)-Dissolved			115.1		%		70-130	01-AUG-13
Thallium (Tl)-Dissolved			97.6		%		70-130	01-AUG-13
Tin (Sn)-Dissolved			105.7		%		70-130	01-AUG-13
Titanium (Ti)-Dissolved			100.9		%		70-130	01-AUG-13
Tungsten (W)-Dissolved			102.8		%		70-130	01-AUG-13
Uranium (U)-Dissolved			102.5		%		70-130	01-AUG-13
Vanadium (V)-Dissolved			105.3		%		70-130	01-AUG-13
Zinc (Zn)-Dissolved			109.3		%		70-130	01-AUG-13
Zirconium (Zr)-Dissolved			97.8		%		70-130	01-AUG-13
<b>WG1717992-4 MS</b>		<b>L1337666-4</b>						
Aluminum (Al)-Dissolved			90.8		%		70-130	01-AUG-13
Antimony (Sb)-Dissolved			108.1		%		70-130	01-AUG-13
Arsenic (As)-Dissolved			116.2		%		70-130	01-AUG-13
Beryllium (Be)-Dissolved			112.9		%		70-130	01-AUG-13
Bismuth (Bi)-Dissolved			85.6		%		70-130	01-AUG-13



## Quality Control Report

Workorder: L1337914

Report Date: 08-AUG-13

Page 15 of 35

Test	Matrix	Reference	Result	Qualifier	Units	RPD	Limit	Analyzed
<b>MET-D-MS-TB</b>								
	<b>Water</b>							
<b>Batch</b>	<b>R2664664</b>							
<b>WG1717992-4 MS</b>		<b>L1337666-4</b>						
Boron (B)-Dissolved			99.7		%		70-130	01-AUG-13
Calcium (Ca)-Dissolved			103.8		%		70-130	01-AUG-13
Chromium (Cr)-Dissolved			109.8		%		70-130	01-AUG-13
Cobalt (Co)-Dissolved			110.9		%		70-130	01-AUG-13
Copper (Cu)-Dissolved			102.4		%		70-130	01-AUG-13
Iron (Fe)-Dissolved			107.1		%		70-130	01-AUG-13
Lead (Pb)-Dissolved			107.0		%		70-130	01-AUG-13
Lithium (Li)-Dissolved			110.4		%		70-130	01-AUG-13
Magnesium (Mg)-Dissolved			N/A	MS-B	%		-	01-AUG-13
Manganese (Mn)-Dissolved			110.6		%		70-130	01-AUG-13
Molybdenum (Mo)-Dissolved			99.7		%		70-130	01-AUG-13
Nickel (Ni)-Dissolved			101.4		%		70-130	01-AUG-13
Potassium (K)-Dissolved			110.9		%		70-130	01-AUG-13
Selenium (Se)-Dissolved			120.1		%		70-130	01-AUG-13
Silver (Ag)-Dissolved			114.1		%		70-130	01-AUG-13
Sodium (Na)-Dissolved			96.7		%		70-130	01-AUG-13
Strontium (Sr)-Dissolved			96.3		%		70-130	01-AUG-13
Tellurium (Te)-Dissolved			118.1		%		70-130	01-AUG-13
Thallium (Tl)-Dissolved			102.2		%		70-130	01-AUG-13
Tin (Sn)-Dissolved			108.4		%		70-130	01-AUG-13
Titanium (Ti)-Dissolved			107.4		%		70-130	01-AUG-13
Tungsten (W)-Dissolved			103.0		%		70-130	01-AUG-13
Uranium (U)-Dissolved			108.0		%		70-130	01-AUG-13
Vanadium (V)-Dissolved			110.6		%		70-130	01-AUG-13
Zinc (Zn)-Dissolved			114.1		%		70-130	01-AUG-13
Zirconium (Zr)-Dissolved			98.8		%		70-130	01-AUG-13
<b>WG1717992-8 MS</b>		<b>L1338344-2</b>						
Aluminum (Al)-Dissolved			105.6		%		70-130	01-AUG-13
Antimony (Sb)-Dissolved			107.4		%		70-130	01-AUG-13
Arsenic (As)-Dissolved			119.7		%		70-130	01-AUG-13
Barium (Ba)-Dissolved			118.2		%		70-130	01-AUG-13
Beryllium (Be)-Dissolved			110.6		%		70-130	01-AUG-13
Bismuth (Bi)-Dissolved			82.3		%		70-130	01-AUG-13
Boron (B)-Dissolved			109.8		%		70-130	01-AUG-13



## Quality Control Report

Workorder: L1337914

Report Date: 08-AUG-13

Page 16 of 35

Test	Matrix	Reference	Result	Qualifier	Units	RPD	Limit	Analyzed
<b>MET-D-MS-TB</b>								
	<b>Water</b>							
<b>Batch</b>	<b>R2664664</b>							
<b>WG1717992-8 MS</b>		<b>L1338344-2</b>						
Calcium (Ca)-Dissolved			N/A	MS-B	%		-	01-AUG-13
Chromium (Cr)-Dissolved			111.0		%		70-130	01-AUG-13
Cobalt (Co)-Dissolved			110.9		%		70-130	01-AUG-13
Copper (Cu)-Dissolved			109.6		%		70-130	01-AUG-13
Iron (Fe)-Dissolved			106.6		%		70-130	01-AUG-13
Lead (Pb)-Dissolved			110.1		%		70-130	01-AUG-13
Lithium (Li)-Dissolved			111.5		%		70-130	01-AUG-13
Magnesium (Mg)-Dissolved			N/A	MS-B	%		-	01-AUG-13
Manganese (Mn)-Dissolved			112.6		%		70-130	01-AUG-13
Molybdenum (Mo)-Dissolved			106.1		%		70-130	01-AUG-13
Nickel (Ni)-Dissolved			106.8		%		70-130	01-AUG-13
Potassium (K)-Dissolved			107.4		%		70-130	01-AUG-13
Selenium (Se)-Dissolved			117.4		%		70-130	01-AUG-13
Silver (Ag)-Dissolved			114.2		%		70-130	01-AUG-13
Sodium (Na)-Dissolved			99.4		%		70-130	01-AUG-13
Strontium (Sr)-Dissolved			N/A	MS-B	%		-	01-AUG-13
Tellurium (Te)-Dissolved			116.7		%		70-130	01-AUG-13
Thallium (Tl)-Dissolved			104.4		%		70-130	01-AUG-13
Tin (Sn)-Dissolved			109.1		%		70-130	01-AUG-13
Titanium (Ti)-Dissolved			103.0		%		70-130	01-AUG-13
Tungsten (W)-Dissolved			107.2		%		70-130	01-AUG-13
Uranium (U)-Dissolved			111.6		%		70-130	01-AUG-13
Vanadium (V)-Dissolved			113.1		%		70-130	01-AUG-13
Zinc (Zn)-Dissolved			121.1		%		70-130	01-AUG-13
Zirconium (Zr)-Dissolved			104.5		%		70-130	01-AUG-13
<b>MET-T-MS-TB</b>								
	<b>Water</b>							
<b>Batch</b>	<b>R2664690</b>							
<b>WG1714600-11 DUP</b>		<b>L1337914-16</b>						
Aluminum (Al)-Total		0.0718	0.0659		mg/L	8.5	20	01-AUG-13
Antimony (Sb)-Total		<0.00060	<0.00060	RPD-NA	mg/L	N/A	20	01-AUG-13
Arsenic (As)-Total		<0.0010	<0.0010	RPD-NA	mg/L	N/A	20	01-AUG-13
Barium (Ba)-Total		0.013	0.012		mg/L	5.6	20	01-AUG-13
Beryllium (Be)-Total		<0.0010	<0.0010	RPD-NA	mg/L	N/A	20	01-AUG-13
Bismuth (Bi)-Total		<0.0010	<0.0010	RPD-NA	mg/L	N/A	20	01-AUG-13



## Quality Control Report

Workorder: L1337914

Report Date: 08-AUG-13

Page 17 of 35

Test	Matrix	Reference	Result	Qualifier	Units	RPD	Limit	Analyzed
<b>MET-T-MS-TB</b>								
	<b>Water</b>							
<b>Batch</b>	<b>R2664690</b>							
<b>WG1714600-11</b>	<b>DUP</b>	<b>L1337914-16</b>						
Boron (B)-Total		<0.050	<0.050	RPD-NA	mg/L	N/A	20	01-AUG-13
Cadmium (Cd)-Total		<0.000017	<0.000017	RPD-NA	mg/L	N/A	20	01-AUG-13
Calcium (Ca)-Total		21.3	19.9		mg/L	6.7	20	01-AUG-13
Chromium (Cr)-Total		<0.0010	<0.0010	RPD-NA	mg/L	N/A	20	01-AUG-13
Cobalt (Co)-Total		<0.00050	<0.00050	RPD-NA	mg/L	N/A	20	01-AUG-13
Copper (Cu)-Total		<0.0010	<0.0010	RPD-NA	mg/L	N/A	20	01-AUG-13
Iron (Fe)-Total		1.52	1.41		mg/L	7.8	20	01-AUG-13
Lead (Pb)-Total		<0.0010	<0.0010	RPD-NA	mg/L	N/A	20	01-AUG-13
Lithium (Li)-Total		<0.050	<0.050	RPD-NA	mg/L	N/A	20	01-AUG-13
Magnesium (Mg)-Total		2.73	2.54		mg/L	7.4	20	01-AUG-13
Manganese (Mn)-Total		0.0454	0.0429		mg/L	5.6	20	01-AUG-13
Molybdenum (Mo)-Total		<0.0010	<0.0010	RPD-NA	mg/L	N/A	20	01-AUG-13
Nickel (Ni)-Total		<0.0020	<0.0020	RPD-NA	mg/L	N/A	20	01-AUG-13
Potassium (K)-Total		0.58	0.55		mg/L	6.3	20	01-AUG-13
Selenium (Se)-Total		<0.0010	<0.0010	RPD-NA	mg/L	N/A	20	01-AUG-13
Silver (Ag)-Total		<0.00010	<0.00010	RPD-NA	mg/L	N/A	20	01-AUG-13
Sodium (Na)-Total		1.65	1.54		mg/L	7.0	20	01-AUG-13
Strontium (Sr)-Total		0.0366	0.0342		mg/L	7.0	20	01-AUG-13
Tellurium (Te)-Total		<0.0010	<0.0010	RPD-NA	mg/L	N/A	20	01-AUG-13
Thallium (Tl)-Total		<0.00030	<0.00030	RPD-NA	mg/L	N/A	20	01-AUG-13
Tin (Sn)-Total		<0.0010	<0.0010	RPD-NA	mg/L	N/A	20	01-AUG-13
Titanium (Ti)-Total		0.0026	0.0023		mg/L	12	20	01-AUG-13
Tungsten (W)-Total		<0.010	<0.010	RPD-NA	mg/L	N/A	20	01-AUG-13
Uranium (U)-Total		<0.0050	<0.0050	RPD-NA	mg/L	N/A	20	01-AUG-13
Vanadium (V)-Total		<0.0010	<0.0010	RPD-NA	mg/L	N/A	20	01-AUG-13
Zinc (Zn)-Total		<0.0030	<0.0030	RPD-NA	mg/L	N/A	20	01-AUG-13
Zirconium (Zr)-Total		<0.0010	<0.0010	RPD-NA	mg/L	N/A	20	01-AUG-13
<b>WG1714600-10</b>	<b>LCS</b>							
Aluminum (Al)-Total			91.4		%		80-120	01-AUG-13
Antimony (Sb)-Total			101.4		%		80-120	01-AUG-13
Arsenic (As)-Total			98.8		%		80-120	01-AUG-13
Barium (Ba)-Total			100.6		%		80-120	01-AUG-13
Beryllium (Be)-Total			96.7		%		80-120	01-AUG-13
Bismuth (Bi)-Total			103.7		%		80-120	01-AUG-13

## Quality Control Report

Workorder: L1337914

Report Date: 08-AUG-13

Page 18 of 35

Test	Matrix	Reference	Result	Qualifier	Units	RPD	Limit	Analyzed
<b>MET-T-MS-TB</b>								
	<b>Water</b>							
<b>Batch</b>	<b>R2664690</b>							
<b>WG1714600-10</b>	<b>LCS</b>							
Boron (B)-Total			87.7		%		80-120	01-AUG-13
Cadmium (Cd)-Total			106.9		%		80-120	01-AUG-13
Calcium (Ca)-Total			102.2		%		80-120	01-AUG-13
Chromium (Cr)-Total			101.2		%		80-120	01-AUG-13
Cobalt (Co)-Total			97.9		%		80-120	01-AUG-13
Copper (Cu)-Total			102.1		%		80-120	01-AUG-13
Iron (Fe)-Total			96.0		%		80-120	01-AUG-13
Lead (Pb)-Total			102.2		%		80-120	01-AUG-13
Lithium (Li)-Total			93.8		%		80-120	01-AUG-13
Magnesium (Mg)-Total			97.8		%		80-120	01-AUG-13
Manganese (Mn)-Total			102.3		%		80-120	01-AUG-13
Molybdenum (Mo)-Total			97.9		%		80-120	01-AUG-13
Nickel (Ni)-Total			102.8		%		80-120	01-AUG-13
Potassium (K)-Total			99.2		%		80-120	01-AUG-13
Selenium (Se)-Total			98.0		%		80-120	01-AUG-13
Silver (Ag)-Total			105.2		%		80-120	01-AUG-13
Sodium (Na)-Total			100.9		%		80-120	01-AUG-13
Strontium (Sr)-Total			94.2		%		80-120	01-AUG-13
Tellurium (Te)-Total			102.7		%		80-120	01-AUG-13
Thallium (Tl)-Total			101.2		%		80-120	01-AUG-13
Tin (Sn)-Total			103.8		%		80-120	01-AUG-13
Titanium (Ti)-Total			95.3		%		80-120	01-AUG-13
Tungsten (W)-Total			100.1		%		80-120	01-AUG-13
Uranium (U)-Total			98.4		%		80-120	01-AUG-13
Vanadium (V)-Total			100.5		%		80-120	01-AUG-13
Zinc (Zn)-Total			101.4		%		80-120	01-AUG-13
Zirconium (Zr)-Total			86.1		%		80-120	01-AUG-13
<b>WG1714600-2</b>	<b>LCS</b>							
Aluminum (Al)-Total			99.5		%		80-120	01-AUG-13
Antimony (Sb)-Total			106.7		%		80-120	01-AUG-13
Arsenic (As)-Total			103.4		%		80-120	01-AUG-13
Barium (Ba)-Total			104.4		%		80-120	01-AUG-13
Beryllium (Be)-Total			101.7		%		80-120	01-AUG-13
Bismuth (Bi)-Total			112.8		%		80-120	01-AUG-13





## Quality Control Report

Workorder: L1337914

Report Date: 08-AUG-13

Page 19 of 35

Test	Matrix	Reference	Result	Qualifier	Units	RPD	Limit	Analyzed
<b>MET-T-MS-TB</b>								
	<b>Water</b>							
<b>Batch</b>	<b>R2664690</b>							
<b>WG1714600-2</b>	<b>LCS</b>							
Boron (B)-Total			89.0		%		80-120	01-AUG-13
Cadmium (Cd)-Total			114.0		%		80-120	01-AUG-13
Calcium (Ca)-Total			105.3		%		80-120	01-AUG-13
Chromium (Cr)-Total			107.8		%		80-120	01-AUG-13
Cobalt (Co)-Total			100.8		%		80-120	01-AUG-13
Copper (Cu)-Total			106.7		%		80-120	01-AUG-13
Iron (Fe)-Total			102.1		%		80-120	01-AUG-13
Lead (Pb)-Total			108.7		%		80-120	01-AUG-13
Lithium (Li)-Total			100.6		%		80-120	01-AUG-13
Magnesium (Mg)-Total			105.4		%		80-120	01-AUG-13
Manganese (Mn)-Total			107.7		%		80-120	01-AUG-13
Molybdenum (Mo)-Total			103.2		%		80-120	01-AUG-13
Nickel (Ni)-Total			105.7		%		80-120	01-AUG-13
Potassium (K)-Total			104.7		%		80-120	01-AUG-13
Selenium (Se)-Total			102.2		%		80-120	01-AUG-13
Silver (Ag)-Total			107.8		%		80-120	01-AUG-13
Sodium (Na)-Total			105.8		%		80-120	01-AUG-13
Strontium (Sr)-Total			101.4		%		80-120	01-AUG-13
Tellurium (Te)-Total			107.1		%		80-120	01-AUG-13
Thallium (Tl)-Total			107.6		%		80-120	01-AUG-13
Tin (Sn)-Total			105.1		%		80-120	01-AUG-13
Titanium (Ti)-Total			103.5		%		80-120	01-AUG-13
Tungsten (W)-Total			105.7		%		80-120	01-AUG-13
Uranium (U)-Total			106.8		%		80-120	01-AUG-13
Vanadium (V)-Total			105.6		%		80-120	01-AUG-13
Zinc (Zn)-Total			107.3		%		80-120	01-AUG-13
Zirconium (Zr)-Total			90.3		%		80-120	01-AUG-13
<b>WG1714600-6</b>	<b>LCS</b>							
Aluminum (Al)-Total			90.5		%		80-120	01-AUG-13
Antimony (Sb)-Total			101.9		%		80-120	01-AUG-13
Arsenic (As)-Total			96.7		%		80-120	01-AUG-13
Barium (Ba)-Total			100.2		%		80-120	01-AUG-13
Beryllium (Be)-Total			98.4		%		80-120	01-AUG-13
Bismuth (Bi)-Total			103.8		%		80-120	01-AUG-13



## Quality Control Report

Workorder: L1337914

Report Date: 08-AUG-13

Page 20 of 35

Test	Matrix	Reference	Result	Qualifier	Units	RPD	Limit	Analyzed
<b>MET-T-MS-TB</b>		<b>Water</b>						
<b>Batch</b>	<b>R2664690</b>							
<b>WG1714600-6</b>	<b>LCS</b>							
Boron (B)-Total			87.2		%		80-120	01-AUG-13
Cadmium (Cd)-Total			108.2		%		80-120	01-AUG-13
Calcium (Ca)-Total			100.4		%		80-120	01-AUG-13
Chromium (Cr)-Total			103.1		%		80-120	01-AUG-13
Cobalt (Co)-Total			98.3		%		80-120	01-AUG-13
Copper (Cu)-Total			99.7		%		80-120	01-AUG-13
Iron (Fe)-Total			97.3		%		80-120	01-AUG-13
Lead (Pb)-Total			102.7		%		80-120	01-AUG-13
Lithium (Li)-Total			95.5		%		80-120	01-AUG-13
Magnesium (Mg)-Total			97.6		%		80-120	01-AUG-13
Manganese (Mn)-Total			101.1		%		80-120	01-AUG-13
Molybdenum (Mo)-Total			96.1		%		80-120	01-AUG-13
Nickel (Ni)-Total			100.3		%		80-120	01-AUG-13
Potassium (K)-Total			97.4		%		80-120	01-AUG-13
Selenium (Se)-Total			101.1		%		80-120	01-AUG-13
Silver (Ag)-Total			104.4		%		80-120	01-AUG-13
Sodium (Na)-Total			98.3		%		80-120	01-AUG-13
Strontium (Sr)-Total			94.2		%		80-120	01-AUG-13
Tellurium (Te)-Total			101.2		%		80-120	01-AUG-13
Thallium (Tl)-Total			102.0		%		80-120	01-AUG-13
Tin (Sn)-Total			102.8		%		80-120	01-AUG-13
Titanium (Ti)-Total			96.9		%		80-120	01-AUG-13
Tungsten (W)-Total			98.5		%		80-120	01-AUG-13
Uranium (U)-Total			99.2		%		80-120	01-AUG-13
Vanadium (V)-Total			98.0		%		80-120	01-AUG-13
Zinc (Zn)-Total			99.3		%		80-120	01-AUG-13
Zirconium (Zr)-Total			85.1		%		80-120	01-AUG-13
<b>WG1714600-1</b>		<b>MB</b>						
Aluminum (Al)-Total			<0.0050		mg/L		0.005	01-AUG-13
Antimony (Sb)-Total			<0.00060		mg/L		0.0006	01-AUG-13
Arsenic (As)-Total			<0.0010		mg/L		0.001	01-AUG-13
Barium (Ba)-Total			<0.010		mg/L		0.01	01-AUG-13
Beryllium (Be)-Total			<0.0010		mg/L		0.001	01-AUG-13
Bismuth (Bi)-Total			<0.0010		mg/L		0.001	01-AUG-13



## Quality Control Report

Workorder: L1337914

Report Date: 08-AUG-13

Page 21 of 35

Test	Matrix	Reference	Result	Qualifier	Units	RPD	Limit	Analyzed
<b>MET-T-MS-TB</b>		<b>Water</b>						
<b>Batch</b>	<b>R2664690</b>							
<b>WG1714600-1 MB</b>								
Boron (B)-Total			<0.050		mg/L		0.05	01-AUG-13
Cadmium (Cd)-Total			<0.000017		mg/L		0.000017	01-AUG-13
Calcium (Ca)-Total			<0.20		mg/L		0.2	01-AUG-13
Chromium (Cr)-Total			<0.0010		mg/L		0.001	01-AUG-13
Cobalt (Co)-Total			<0.00050		mg/L		0.0005	01-AUG-13
Copper (Cu)-Total			<0.0010		mg/L		0.001	01-AUG-13
Iron (Fe)-Total			<0.020		mg/L		0.02	01-AUG-13
Lead (Pb)-Total			<0.0010		mg/L		0.001	01-AUG-13
Lithium (Li)-Total			<0.050		mg/L		0.05	01-AUG-13
Magnesium (Mg)-Total			<0.020		mg/L		0.02	01-AUG-13
Manganese (Mn)-Total			<0.0010		mg/L		0.001	01-AUG-13
Molybdenum (Mo)-Total			<0.0010		mg/L		0.001	01-AUG-13
Nickel (Ni)-Total			<0.0020		mg/L		0.002	01-AUG-13
Potassium (K)-Total			<0.50		mg/L		0.5	01-AUG-13
Selenium (Se)-Total			<0.0010		mg/L		0.001	01-AUG-13
Silver (Ag)-Total			<0.00010		mg/L		0.0001	01-AUG-13
Sodium (Na)-Total			<0.10		mg/L		0.1	01-AUG-13
Strontium (Sr)-Total			<0.0010		mg/L		0.001	01-AUG-13
Tellurium (Te)-Total			<0.0010		mg/L		0.001	01-AUG-13
Thallium (Tl)-Total			<0.00030		mg/L		0.0003	01-AUG-13
Tin (Sn)-Total			<0.0010		mg/L		0.001	01-AUG-13
Titanium (Ti)-Total			<0.0020		mg/L		0.002	01-AUG-13
Tungsten (W)-Total			<0.010		mg/L		0.01	01-AUG-13
Uranium (U)-Total			<0.0050		mg/L		0.005	01-AUG-13
Vanadium (V)-Total			<0.0010		mg/L		0.001	01-AUG-13
Zinc (Zn)-Total			<0.0030		mg/L		0.003	01-AUG-13
Zirconium (Zr)-Total			<0.0010		mg/L		0.001	01-AUG-13
<b>WG1714600-5 MB</b>								
Aluminum (Al)-Total			<0.0050		mg/L		0.005	01-AUG-13
Antimony (Sb)-Total			<0.00060		mg/L		0.0006	01-AUG-13
Arsenic (As)-Total			<0.0010		mg/L		0.001	01-AUG-13
Barium (Ba)-Total			<0.010		mg/L		0.01	01-AUG-13
Beryllium (Be)-Total			<0.0010		mg/L		0.001	01-AUG-13
Bismuth (Bi)-Total			<0.0010		mg/L		0.001	01-AUG-13



## Quality Control Report

Workorder: L1337914

Report Date: 08-AUG-13

Page 22 of 35

Test	Matrix	Reference	Result	Qualifier	Units	RPD	Limit	Analyzed
<b>MET-T-MS-TB</b>		<b>Water</b>						
<b>Batch</b>	<b>R2664690</b>							
<b>WG1714600-5 MB</b>								
Boron (B)-Total			<0.050		mg/L		0.05	01-AUG-13
Cadmium (Cd)-Total			<0.000017		mg/L		0.000017	01-AUG-13
Calcium (Ca)-Total			<0.20		mg/L		0.2	01-AUG-13
Chromium (Cr)-Total			<0.0010		mg/L		0.001	01-AUG-13
Cobalt (Co)-Total			<0.00050		mg/L		0.0005	01-AUG-13
Copper (Cu)-Total			<0.0010		mg/L		0.001	01-AUG-13
Iron (Fe)-Total			<0.020		mg/L		0.02	01-AUG-13
Lead (Pb)-Total			<0.0010		mg/L		0.001	01-AUG-13
Lithium (Li)-Total			<0.050		mg/L		0.05	01-AUG-13
Magnesium (Mg)-Total			<0.020		mg/L		0.02	01-AUG-13
Manganese (Mn)-Total			<0.0010		mg/L		0.001	01-AUG-13
Molybdenum (Mo)-Total			<0.0010		mg/L		0.001	01-AUG-13
Nickel (Ni)-Total			<0.0020		mg/L		0.002	01-AUG-13
Potassium (K)-Total			<0.50		mg/L		0.5	01-AUG-13
Selenium (Se)-Total			<0.0010		mg/L		0.001	01-AUG-13
Silver (Ag)-Total			<0.00010		mg/L		0.0001	01-AUG-13
Sodium (Na)-Total			<0.10		mg/L		0.1	01-AUG-13
Strontium (Sr)-Total			<0.0010		mg/L		0.001	01-AUG-13
Tellurium (Te)-Total			<0.0010		mg/L		0.001	01-AUG-13
Thallium (Tl)-Total			<0.00030		mg/L		0.0003	01-AUG-13
Tin (Sn)-Total			<0.0010		mg/L		0.001	01-AUG-13
Titanium (Ti)-Total			<0.0020		mg/L		0.002	01-AUG-13
Tungsten (W)-Total			<0.010		mg/L		0.01	01-AUG-13
Uranium (U)-Total			<0.0050		mg/L		0.005	01-AUG-13
Vanadium (V)-Total			<0.0010		mg/L		0.001	01-AUG-13
Zinc (Zn)-Total			<0.0030		mg/L		0.003	01-AUG-13
Zirconium (Zr)-Total			<0.0010		mg/L		0.001	01-AUG-13
<b>WG1714600-9 MB</b>								
Aluminum (Al)-Total			<0.0050		mg/L		0.005	01-AUG-13
Antimony (Sb)-Total			<0.00060		mg/L		0.0006	01-AUG-13
Arsenic (As)-Total			<0.0010		mg/L		0.001	01-AUG-13
Barium (Ba)-Total			<0.010		mg/L		0.01	01-AUG-13
Beryllium (Be)-Total			<0.0010		mg/L		0.001	01-AUG-13
Bismuth (Bi)-Total			<0.0010		mg/L		0.001	01-AUG-13



## Quality Control Report

Workorder: L1337914

Report Date: 08-AUG-13

Page 23 of 35

Test	Matrix	Reference	Result	Qualifier	Units	RPD	Limit	Analyzed
<b>MET-T-MS-TB</b>								
	<b>Water</b>							
<b>Batch</b>	<b>R2664690</b>							
<b>WG1714600-9 MB</b>								
Boron (B)-Total			<0.050		mg/L		0.05	01-AUG-13
Cadmium (Cd)-Total			<0.000017		mg/L		0.000017	01-AUG-13
Calcium (Ca)-Total			<0.20		mg/L		0.2	01-AUG-13
Chromium (Cr)-Total			<0.0010		mg/L		0.001	01-AUG-13
Cobalt (Co)-Total			<0.00050		mg/L		0.0005	01-AUG-13
Copper (Cu)-Total			<0.0010		mg/L		0.001	01-AUG-13
Iron (Fe)-Total			<0.020		mg/L		0.02	01-AUG-13
Lead (Pb)-Total			<0.0010		mg/L		0.001	01-AUG-13
Lithium (Li)-Total			<0.050		mg/L		0.05	01-AUG-13
Magnesium (Mg)-Total			<0.020		mg/L		0.02	01-AUG-13
Manganese (Mn)-Total			<0.0010		mg/L		0.001	01-AUG-13
Molybdenum (Mo)-Total			<0.0010		mg/L		0.001	01-AUG-13
Nickel (Ni)-Total			<0.0020		mg/L		0.002	01-AUG-13
Potassium (K)-Total			<0.50		mg/L		0.5	01-AUG-13
Selenium (Se)-Total			<0.0010		mg/L		0.001	01-AUG-13
Silver (Ag)-Total			<0.00010		mg/L		0.0001	01-AUG-13
Sodium (Na)-Total			<0.10		mg/L		0.1	01-AUG-13
Strontium (Sr)-Total			<0.0010		mg/L		0.001	01-AUG-13
Tellurium (Te)-Total			<0.0010		mg/L		0.001	01-AUG-13
Thallium (Tl)-Total			<0.00030		mg/L		0.0003	01-AUG-13
Tin (Sn)-Total			<0.0010		mg/L		0.001	01-AUG-13
Titanium (Ti)-Total			<0.0020		mg/L		0.002	01-AUG-13
Tungsten (W)-Total			<0.010		mg/L		0.01	01-AUG-13
Uranium (U)-Total			<0.0050		mg/L		0.005	01-AUG-13
Vanadium (V)-Total			<0.0010		mg/L		0.001	01-AUG-13
Zinc (Zn)-Total			<0.0030		mg/L		0.003	01-AUG-13
Zirconium (Zr)-Total			<0.0010		mg/L		0.001	01-AUG-13
<b>WG1714600-12 MS</b>		<b>L1337914-16</b>						
Aluminum (Al)-Total			92.8		%		70-130	01-AUG-13
Antimony (Sb)-Total			103.7		%		70-130	01-AUG-13
Arsenic (As)-Total			109.6		%		70-130	01-AUG-13
Barium (Ba)-Total			103.7		%		70-130	01-AUG-13
Beryllium (Be)-Total			103.4		%		70-130	01-AUG-13
Bismuth (Bi)-Total			107.8		%		70-130	01-AUG-13



## Quality Control Report

Workorder: L1337914

Report Date: 08-AUG-13

Page 24 of 35

Test	Matrix	Reference	Result	Qualifier	Units	RPD	Limit	Analyzed
<b>MET-T-MS-TB</b>								
	<b>Water</b>							
<b>Batch</b>	<b>R2664690</b>							
<b>WG1714600-12 MS</b>		<b>L1337914-16</b>						
Boron (B)-Total			97.7		%		70-130	01-AUG-13
Calcium (Ca)-Total			N/A	MS-B	%		-	01-AUG-13
Chromium (Cr)-Total			108.3		%		70-130	01-AUG-13
Cobalt (Co)-Total			107.8		%		70-130	01-AUG-13
Copper (Cu)-Total			100.8		%		70-130	01-AUG-13
Iron (Fe)-Total			103.0		%		70-130	01-AUG-13
Lead (Pb)-Total			104.5		%		70-130	01-AUG-13
Lithium (Li)-Total			107.1		%		70-130	01-AUG-13
Magnesium (Mg)-Total			N/A	MS-B	%		-	01-AUG-13
Manganese (Mn)-Total			N/A	MS-B	%		-	01-AUG-13
Molybdenum (Mo)-Total			104.7		%		70-130	01-AUG-13
Nickel (Ni)-Total			98.9		%		70-130	01-AUG-13
Potassium (K)-Total			99.1		%		70-130	01-AUG-13
Selenium (Se)-Total			101.9		%		70-130	01-AUG-13
Silver (Ag)-Total			110.6		%		70-130	01-AUG-13
Sodium (Na)-Total			84.3		%		70-130	01-AUG-13
Strontium (Sr)-Total			N/A	MS-B	%		-	01-AUG-13
Tellurium (Te)-Total			99.9		%		70-130	01-AUG-13
Thallium (Tl)-Total			100.6		%		70-130	01-AUG-13
Tin (Sn)-Total			109.0		%		70-130	01-AUG-13
Titanium (Ti)-Total			105.9		%		70-130	01-AUG-13
Tungsten (W)-Total			106.1		%		70-130	01-AUG-13
Uranium (U)-Total			108.8		%		70-130	01-AUG-13
Vanadium (V)-Total			109.0		%		70-130	01-AUG-13
Zinc (Zn)-Total			96.7		%		70-130	01-AUG-13
Zirconium (Zr)-Total			101.9		%		70-130	01-AUG-13
<b>WG1714600-4 MS</b>		<b>L1337632-20</b>						
Aluminum (Al)-Total			88.6		%		70-130	01-AUG-13
Antimony (Sb)-Total			101.9		%		70-130	01-AUG-13
Arsenic (As)-Total			108.0		%		70-130	01-AUG-13
Beryllium (Be)-Total			105.3		%		70-130	01-AUG-13
Bismuth (Bi)-Total			105.1		%		70-130	01-AUG-13
Boron (B)-Total			94.5		%		70-130	01-AUG-13
Calcium (Ca)-Total			N/A	MS-B	%		-	01-AUG-13



## Quality Control Report

Workorder: L1337914

Report Date: 08-AUG-13

Page 25 of 35

Test	Matrix	Reference	Result	Qualifier	Units	RPD	Limit	Analyzed
<b>MET-T-MS-TB</b>								
	<b>Water</b>							
<b>Batch</b>	<b>R2664690</b>							
<b>WG1714600-4 MS</b>		<b>L1337632-20</b>						
Chromium (Cr)-Total			105.2		%		70-130	01-AUG-13
Cobalt (Co)-Total			103.8		%		70-130	01-AUG-13
Copper (Cu)-Total			97.7		%		70-130	01-AUG-13
Iron (Fe)-Total			101.0		%		70-130	01-AUG-13
Lead (Pb)-Total			102.2		%		70-130	01-AUG-13
Lithium (Li)-Total			103.2		%		70-130	01-AUG-13
Magnesium (Mg)-Total			N/A	MS-B	%		-	01-AUG-13
Manganese (Mn)-Total			106.8		%		70-130	01-AUG-13
Molybdenum (Mo)-Total			108.1		%		70-130	01-AUG-13
Nickel (Ni)-Total			99.7		%		70-130	01-AUG-13
Potassium (K)-Total			107.1		%		70-130	01-AUG-13
Selenium (Se)-Total			105.7		%		70-130	01-AUG-13
Silver (Ag)-Total			109.5		%		70-130	01-AUG-13
Sodium (Na)-Total			93.9		%		70-130	01-AUG-13
Strontium (Sr)-Total			N/A	MS-B	%		-	01-AUG-13
Tellurium (Te)-Total			99.8		%		70-130	01-AUG-13
Thallium (Tl)-Total			99.0		%		70-130	01-AUG-13
Tin (Sn)-Total			105.5		%		70-130	01-AUG-13
Titanium (Ti)-Total			102.9		%		70-130	01-AUG-13
Tungsten (W)-Total			105.5		%		70-130	01-AUG-13
Uranium (U)-Total			106.4		%		70-130	01-AUG-13
Vanadium (V)-Total			108.9		%		70-130	01-AUG-13
Zinc (Zn)-Total			97.5		%		70-130	01-AUG-13
Zirconium (Zr)-Total			101.9		%		70-130	01-AUG-13
<b>Batch</b>	<b>R2667228</b>							
<b>WG1714600-14 LCS</b>								
Aluminum (Al)-Total			95.0		%		80-120	06-AUG-13
Antimony (Sb)-Total			99.0		%		80-120	06-AUG-13
Arsenic (As)-Total			97.8		%		80-120	06-AUG-13
Barium (Ba)-Total			98.6		%		80-120	06-AUG-13
Beryllium (Be)-Total			93.0		%		80-120	06-AUG-13
Bismuth (Bi)-Total			101.8		%		80-120	06-AUG-13
Boron (B)-Total			99.4		%		80-120	06-AUG-13
Cadmium (Cd)-Total			100.8		%		80-120	06-AUG-13



## Quality Control Report

Workorder: L1337914

Report Date: 08-AUG-13

Page 26 of 35

Test	Matrix	Reference	Result	Qualifier	Units	RPD	Limit	Analyzed
<b>MET-T-MS-TB</b>		<b>Water</b>						
<b>Batch</b>	<b>R2667228</b>							
<b>WG1714600-14 LCS</b>								
Calcium (Ca)-Total			98.6		%		80-120	06-AUG-13
Chromium (Cr)-Total			100.2		%		80-120	06-AUG-13
Cobalt (Co)-Total			98.7		%		80-120	06-AUG-13
Copper (Cu)-Total			101.0		%		80-120	06-AUG-13
Iron (Fe)-Total			106.3		%		80-120	06-AUG-13
Lead (Pb)-Total			98.6		%		80-120	06-AUG-13
Lithium (Li)-Total			88.2		%		80-120	06-AUG-13
Magnesium (Mg)-Total			103.0		%		80-120	06-AUG-13
Manganese (Mn)-Total			101.4		%		80-120	06-AUG-13
Molybdenum (Mo)-Total			99.3		%		80-120	06-AUG-13
Nickel (Ni)-Total			103.7		%		80-120	06-AUG-13
Potassium (K)-Total			99.9		%		80-120	06-AUG-13
Selenium (Se)-Total			91.1		%		80-120	06-AUG-13
Silver (Ag)-Total			100.4		%		80-120	06-AUG-13
Sodium (Na)-Total			102.7		%		80-120	06-AUG-13
Strontium (Sr)-Total			94.3		%		80-120	06-AUG-13
Tellurium (Te)-Total			96.7		%		80-120	06-AUG-13
Thallium (Tl)-Total			101.0		%		80-120	06-AUG-13
Tin (Sn)-Total			97.2		%		80-120	06-AUG-13
Titanium (Ti)-Total			90.4		%		80-120	06-AUG-13
Tungsten (W)-Total			96.5		%		80-120	06-AUG-13
Uranium (U)-Total			95.8		%		80-120	06-AUG-13
Vanadium (V)-Total			98.6		%		80-120	06-AUG-13
Zinc (Zn)-Total			101.9		%		80-120	06-AUG-13
Zirconium (Zr)-Total			82.1		%		80-120	06-AUG-13
<b>WG1714600-13 MB</b>								
Aluminum (Al)-Total			<0.0050		mg/L		0.005	06-AUG-13
Antimony (Sb)-Total			<0.00060		mg/L		0.0006	06-AUG-13
Arsenic (As)-Total			<0.0010		mg/L		0.001	06-AUG-13
Barium (Ba)-Total			<0.010		mg/L		0.01	06-AUG-13
Beryllium (Be)-Total			<0.0010		mg/L		0.001	06-AUG-13
Bismuth (Bi)-Total			<0.0010		mg/L		0.001	06-AUG-13
Boron (B)-Total			<0.050		mg/L		0.05	06-AUG-13
Cadmium (Cd)-Total			<0.000017		mg/L		0.000017	06-AUG-13





## Quality Control Report

Workorder: L1337914

Report Date: 08-AUG-13

Page 27 of 35

Test	Matrix	Reference	Result	Qualifier	Units	RPD	Limit	Analyzed
<b>MET-T-MS-TB</b>		<b>Water</b>						
<b>Batch</b>	<b>R2667228</b>							
<b>WG1714600-13 MB</b>								
Calcium (Ca)-Total			<0.20		mg/L		0.2	06-AUG-13
Chromium (Cr)-Total			<0.0010		mg/L		0.001	06-AUG-13
Cobalt (Co)-Total			<0.00050		mg/L		0.0005	06-AUG-13
Copper (Cu)-Total			<0.0010		mg/L		0.001	06-AUG-13
Iron (Fe)-Total			<0.020		mg/L		0.02	06-AUG-13
Lead (Pb)-Total			<0.0010		mg/L		0.001	06-AUG-13
Lithium (Li)-Total			<0.050		mg/L		0.05	06-AUG-13
Magnesium (Mg)-Total			<0.020		mg/L		0.02	06-AUG-13
Manganese (Mn)-Total			<0.0010		mg/L		0.001	06-AUG-13
Molybdenum (Mo)-Total			<0.0010		mg/L		0.001	06-AUG-13
Nickel (Ni)-Total			<0.0020		mg/L		0.002	06-AUG-13
Potassium (K)-Total			<0.50		mg/L		0.5	06-AUG-13
Selenium (Se)-Total			<0.0010		mg/L		0.001	06-AUG-13
Silver (Ag)-Total			<0.00010		mg/L		0.0001	06-AUG-13
Sodium (Na)-Total			<0.10		mg/L		0.1	06-AUG-13
Strontium (Sr)-Total			<0.0010		mg/L		0.001	06-AUG-13
Tellurium (Te)-Total			<0.0010		mg/L		0.001	06-AUG-13
Thallium (Tl)-Total			<0.00030		mg/L		0.0003	06-AUG-13
Tin (Sn)-Total			<0.0010		mg/L		0.001	06-AUG-13
Titanium (Ti)-Total			<0.0020		mg/L		0.002	06-AUG-13
Tungsten (W)-Total			<0.010		mg/L		0.01	06-AUG-13
Uranium (U)-Total			<0.0050		mg/L		0.005	06-AUG-13
Vanadium (V)-Total			<0.0010		mg/L		0.001	06-AUG-13
Zinc (Zn)-Total			<0.0030		mg/L		0.003	06-AUG-13
Zirconium (Zr)-Total			<0.0010		mg/L		0.001	06-AUG-13
<b>NH3-COL-TB</b>		<b>Water</b>						
<b>Batch</b>	<b>R2657960</b>							
<b>WG1714611-10 LCS</b>								
Ammonia, Total (as N)			97.3		%		85-115	26-JUL-13
<b>WG1714611-14 LCS</b>								
Ammonia, Total (as N)			97.0		%		85-115	26-JUL-13
<b>WG1714611-18 LCS</b>								
Ammonia, Total (as N)			94.4		%		85-115	26-JUL-13
<b>WG1714611-2 LCS</b>								
Ammonia, Total (as N)			96.3		%		85-115	26-JUL-13

## Quality Control Report

Workorder: L1337914

Report Date: 08-AUG-13

Page 28 of 35

Test	Matrix	Reference	Result	Qualifier	Units	RPD	Limit	Analyzed
<b>NH3-COL-TB</b>								
<b>Water</b>								
<b>Batch</b>	<b>R2657960</b>							
<b>WG1714611-22</b>	<b>LCS</b>							
Ammonia, Total (as N)			97.4		%		85-115	26-JUL-13
<b>WG1714611-6</b>	<b>LCS</b>							
Ammonia, Total (as N)			93.5		%		85-115	26-JUL-13
<b>WG1714611-1</b>	<b>MB</b>							
Ammonia, Total (as N)			<0.020		mg/L		0.02	26-JUL-13
<b>WG1714611-13</b>	<b>MB</b>							
Ammonia, Total (as N)			<0.020		mg/L		0.02	26-JUL-13
<b>WG1714611-17</b>	<b>MB</b>							
Ammonia, Total (as N)			<0.020		mg/L		0.02	26-JUL-13
<b>WG1714611-21</b>	<b>MB</b>							
Ammonia, Total (as N)			<0.020		mg/L		0.02	26-JUL-13
<b>WG1714611-5</b>	<b>MB</b>							
Ammonia, Total (as N)			<0.020		mg/L		0.02	26-JUL-13
<b>WG1714611-9</b>	<b>MB</b>							
Ammonia, Total (as N)			<0.020		mg/L		0.02	26-JUL-13
<b>WG1714611-16</b>	<b>MS</b>	<b>L1337291-9</b>						
Ammonia, Total (as N)			87.5		%		75-125	26-JUL-13
<b>WG1714611-20</b>	<b>MS</b>	<b>L1337663-6</b>						
Ammonia, Total (as N)			91.1		%		75-125	26-JUL-13
<b>WG1714611-24</b>	<b>MS</b>	<b>L1337632-13</b>						
Ammonia, Total (as N)			91.6		%		75-125	26-JUL-13
<b>WG1714611-4</b>	<b>MS</b>	<b>L1336878-1</b>						
Ammonia, Total (as N)			N/A	MS-B	%		-	26-JUL-13
<b>WG1714611-8</b>	<b>MS</b>	<b>L1337168-8</b>						
Ammonia, Total (as N)			78.2		%		75-125	26-JUL-13
<b>Batch</b>	<b>R2662392</b>							
<b>WG1716816-10</b>	<b>LCS</b>							
Ammonia, Total (as N)			98.5		%		85-115	30-JUL-13
<b>WG1716816-2</b>	<b>LCS</b>							
Ammonia, Total (as N)			96.8		%		85-115	30-JUL-13
<b>WG1716816-6</b>	<b>LCS</b>							
Ammonia, Total (as N)			97.3		%		85-115	30-JUL-13
<b>WG1716816-1</b>	<b>MB</b>							
Ammonia, Total (as N)			<0.020		mg/L		0.02	30-JUL-13
<b>WG1716816-5</b>	<b>MB</b>							
Ammonia, Total (as N)			<0.020		mg/L		0.02	30-JUL-13
<b>WG1716816-9</b>	<b>MB</b>							
Ammonia, Total (as N)			<0.020		mg/L		0.02	30-JUL-13

## Quality Control Report

Workorder: L1337914

Report Date: 08-AUG-13

Page 29 of 35

Test	Matrix	Reference	Result	Qualifier	Units	RPD	Limit	Analyzed
<b>NH3-COL-TB</b>								
<b>Water</b>								
<b>Batch</b>	<b>R2662392</b>							
<b>WG1716816-12</b>	<b>MS</b>	<b>L1338443-1</b>						
Ammonia, Total (as N)			87.0		%		75-125	30-JUL-13
<b>WG1716816-8</b>	<b>MS</b>	<b>L1337666-8</b>						
Ammonia, Total (as N)			N/A	MS-B	%		-	30-JUL-13
<b>NO2-IC-TB</b>								
<b>Water</b>								
<b>Batch</b>	<b>R2658280</b>							
<b>WG1716076-2</b>	<b>LCS</b>							
Nitrite (as N)			97.2		%		90-110	28-JUL-13
<b>WG1716076-1</b>	<b>MB</b>							
Nitrite (as N)			<0.020		mg/L		0.02	28-JUL-13
<b>WG1716076-4</b>	<b>MS</b>	<b>L1337999-1</b>						
Nitrite (as N)			107.4		%		75-115	28-JUL-13
<b>Batch</b>	<b>R2660328</b>							
<b>WG1715671-6</b>	<b>LCS</b>							
Nitrite (as N)			100.2		%		90-110	29-JUL-13
<b>WG1715671-5</b>	<b>MB</b>							
Nitrite (as N)			<0.020		mg/L		0.02	29-JUL-13
<b>WG1715671-8</b>	<b>MS</b>	<b>L1338443-1</b>						
Nitrite (as N)			103.8		%		75-115	29-JUL-13
<b>Batch</b>	<b>R2662220</b>							
<b>WG1716962-13</b>	<b>LCS</b>							
Nitrite (as N)			99.3		%		90-110	30-JUL-13
<b>WG1716962-2</b>	<b>LCS</b>							
Nitrite (as N)			98.1		%		90-110	30-JUL-13
<b>WG1716962-5</b>	<b>LCS</b>							
Nitrite (as N)			101.6		%		90-110	30-JUL-13
<b>WG1716962-9</b>	<b>LCS</b>							
Nitrite (as N)			99.7		%		90-110	30-JUL-13
<b>WG1716962-1</b>	<b>MB</b>							
Nitrite (as N)			<0.020		mg/L		0.02	30-JUL-13
<b>WG1716962-12</b>	<b>MB</b>							
Nitrite (as N)			<0.020		mg/L		0.02	30-JUL-13
<b>WG1716962-8</b>	<b>MB</b>							
Nitrite (as N)			<0.020		mg/L		0.02	30-JUL-13
<b>WG1716962-7</b>	<b>MS</b>	<b>L1338638-1</b>						
Nitrite (as N)			91.3		%		75-115	30-JUL-13
<b>NO3-IC-TB</b>								
<b>Water</b>								



## Quality Control Report

Workorder: L1337914

Report Date: 08-AUG-13

Page 30 of 35

Test	Matrix	Reference	Result	Qualifier	Units	RPD	Limit	Analyzed
<b>NO3-IC-TB</b>								
<b>Batch R2658280</b>								
<b>WG1716076-2</b>	<b>LCS</b>							
Nitrate (as N)			99.7		%		90-110	28-JUL-13
<b>WG1716076-1</b>	<b>MB</b>							
Nitrate (as N)			<0.030		mg/L		0.03	28-JUL-13
<b>WG1716076-4</b>	<b>MS</b>	<b>L1337999-1</b>						
Nitrate (as N)			110.0		%		75-125	28-JUL-13
<b>Batch R2660328</b>								
<b>WG1715671-6</b>	<b>LCS</b>							
Nitrate (as N)			102.2		%		90-110	29-JUL-13
<b>WG1715671-5</b>	<b>MB</b>							
Nitrate (as N)			<0.030		mg/L		0.03	29-JUL-13
<b>WG1715671-8</b>	<b>MS</b>	<b>L1338443-1</b>						
Nitrate (as N)			106.7		%		75-125	29-JUL-13
<b>Batch R2662220</b>								
<b>WG1716962-13</b>	<b>LCS</b>							
Nitrate (as N)			104.8		%		90-110	30-JUL-13
<b>WG1716962-2</b>	<b>LCS</b>							
Nitrate (as N)			102.2		%		90-110	30-JUL-13
<b>WG1716962-5</b>	<b>LCS</b>							
Nitrate (as N)			103.9		%		90-110	30-JUL-13
<b>WG1716962-9</b>	<b>LCS</b>							
Nitrate (as N)			103.9		%		90-110	30-JUL-13
<b>WG1716962-1</b>	<b>MB</b>							
Nitrate (as N)			<0.030		mg/L		0.03	30-JUL-13
<b>WG1716962-12</b>	<b>MB</b>							
Nitrate (as N)			<0.030		mg/L		0.03	30-JUL-13
<b>WG1716962-8</b>	<b>MB</b>							
Nitrate (as N)			<0.030		mg/L		0.03	30-JUL-13
<b>WG1716962-4</b>	<b>MS</b>	<b>L1338403-2</b>						
Nitrate (as N)			79.9		%		75-125	30-JUL-13
<b>WG1716962-7</b>	<b>MS</b>	<b>L1338638-1</b>						
Nitrate (as N)			95.6		%		75-125	30-JUL-13
<b>OGG-TOT-WT</b>								
<b>Batch R2664144</b>								
<b>WG1715992-2</b>	<b>LCS</b>							
Oil and Grease, Total			106.6		%		70-130	29-JUL-13
<b>WG1715992-3</b>	<b>LCSD</b>	<b>WG1715992-2</b>						
Oil and Grease, Total		106.6	104		%	2.8	40	29-JUL-13



## Quality Control Report

Workorder: L1337914

Report Date: 08-AUG-13

Page 31 of 35

Test	Matrix	Reference	Result	Qualifier	Units	RPD	Limit	Analyzed
<b>OGG-TOT-WT</b>								
Batch R2664144								
WG1715992-1	MB							
Oil and Grease, Total			<2.0		mg/L		2	29-JUL-13
<b>P-T-COL-TB</b>								
Batch R2660379								
WG1715880-10	LCS							
Phosphorus (P)-Total			100.1		%		80-120	29-JUL-13
WG1715880-2	LCS							
Phosphorus (P)-Total			102.7		%		80-120	29-JUL-13
WG1715880-6	LCS							
Phosphorus (P)-Total			102.0		%		80-120	29-JUL-13
WG1715880-1	MB							
Phosphorus (P)-Total			<0.0050		mg/L		0.005	29-JUL-13
WG1715880-5	MB							
Phosphorus (P)-Total			<0.0050		mg/L		0.005	29-JUL-13
WG1715880-9	MB							
Phosphorus (P)-Total			<0.0050		mg/L		0.005	29-JUL-13
WG1715880-12	MS	L1337574-4						
Phosphorus (P)-Total			92.5		%		70-130	29-JUL-13
WG1715880-4	MS	L1337663-15						
Phosphorus (P)-Total			95.0		%		70-130	29-JUL-13
WG1715880-8	MS	L1337666-3						
Phosphorus (P)-Total			77.8		%		70-130	29-JUL-13
Batch R2662515								
WG1716304-2	LCS							
Phosphorus (P)-Total			104.6		%		80-120	31-JUL-13
WG1716304-1	MB							
Phosphorus (P)-Total			<0.0050		mg/L		0.005	31-JUL-13
WG1716304-4	MS	L1337999-2						
Phosphorus (P)-Total			93.3		%		70-130	31-JUL-13
<b>PH-CAP-TB</b>								
Batch R2658224								
WG1714268-6	DUP	L1337914-11						
pH		7.26	7.26	J	pH	0.00	0.2	26-JUL-13
WG1714268-11	LCS							
pH			6.01		pH		5.9-6.1	26-JUL-13
WG1714268-5	LCS							
pH			6.02		pH		5.9-6.1	26-JUL-13



## Quality Control Report

Workorder: L1337914

Report Date: 08-AUG-13

Page 32 of 35

Test	Matrix	Reference	Result	Qualifier	Units	RPD	Limit	Analyzed
<b>PH-CAP-TB</b>	<b>Water</b>							
Batch	R2658224							
WG1714268-8	LCS							
pH			6.01		pH		5.9-6.1	26-JUL-13
<b>SO4-IC-TB</b>	<b>Water</b>							
Batch	R2658280							
WG1716076-2	LCS							
Sulfate (SO4)			97.4		%		90-110	28-JUL-13
WG1716076-1	MB							
Sulfate (SO4)			<0.30		mg/L		0.3	28-JUL-13
WG1716076-4	MS	L1337999-1						
Sulfate (SO4)			108.0		%		75-125	28-JUL-13
Batch	R2660328							
WG1715671-6	LCS							
Sulfate (SO4)			103.8		%		90-110	29-JUL-13
WG1715671-5	MB							
Sulfate (SO4)			<0.30		mg/L		0.3	29-JUL-13
WG1715671-8	MS	L1338443-1						
Sulfate (SO4)			104.8		%		75-125	29-JUL-13
Batch	R2662220							
WG1716962-13	LCS							
Sulfate (SO4)			107.0		%		90-110	30-JUL-13
WG1716962-2	LCS							
Sulfate (SO4)			105.5		%		90-110	30-JUL-13
WG1716962-5	LCS							
Sulfate (SO4)			108.5		%		90-110	30-JUL-13
WG1716962-9	LCS							
Sulfate (SO4)			106.8		%		90-110	30-JUL-13
WG1716962-1	MB							
Sulfate (SO4)			<0.30		mg/L		0.3	30-JUL-13
WG1716962-12	MB							
Sulfate (SO4)			<0.30		mg/L		0.3	30-JUL-13
WG1716962-8	MB							
Sulfate (SO4)			<0.30		mg/L		0.3	30-JUL-13
WG1716962-11	MS	L1337291-13						
Sulfate (SO4)			91.5		%		75-125	30-JUL-13
WG1716962-4	MS	L1338403-2						
Sulfate (SO4)			82.4		%		75-125	30-JUL-13
WG1716962-7	MS	L1338638-1						



## Quality Control Report

Workorder: L1337914

Report Date: 08-AUG-13

Page 33 of 35

Test	Matrix	Reference	Result	Qualifier	Units	RPD	Limit	Analyzed
<b>SO4-IC-TB</b>	<b>Water</b>							
Batch	R2662220							
<b>WG1716962-7 MS</b>		<b>L1338638-1</b>						
Sulfate (SO4)			98.6		%		75-125	30-JUL-13
<b>SOLIDS-TOTSUS-TB</b>	<b>Water</b>							
Batch	R2658040							
<b>WG1714284-2 LCS</b>								
Total Suspended Solids			94.8		%		85-115	26-JUL-13
<b>WG1714284-1 MB</b>								
Total Suspended Solids			<2.0		mg/L		2	26-JUL-13
Batch	R2660481							
<b>WG1715489-2 LCS</b>								
Total Suspended Solids			97.9		%		85-115	27-JUL-13
<b>WG1715489-1 MB</b>								
Total Suspended Solids			<2.0		mg/L		2	27-JUL-13
Batch	R2662350							
<b>WG1716643-2 LCS</b>								
Total Suspended Solids			99.8		%		85-115	30-JUL-13
<b>WG1716643-1 MB</b>								
Total Suspended Solids			<2.0		mg/L		2	30-JUL-13

# Quality Control Report

Workorder: L1337914

Report Date: 08-AUG-13

Page 34 of 35

## Legend:

---

Limit	ALS Control Limit (Data Quality Objectives)
DUP	Duplicate
RPD	Relative Percent Difference
N/A	Not Available
LCS	Laboratory Control Sample
SRM	Standard Reference Material
MS	Matrix Spike
MSD	Matrix Spike Duplicate
ADE	Average Desorption Efficiency
MB	Method Blank
IRM	Internal Reference Material
CRM	Certified Reference Material
CCV	Continuing Calibration Verification
CVS	Calibration Verification Standard
LCSD	Laboratory Control Sample Duplicate

## Sample Parameter Qualifier Definitions:

---

Qualifier	Description
J	Duplicate results and limits are expressed in terms of absolute difference.
MS-B	Matrix Spike recovery could not be accurately calculated due to high analyte background in sample.
RPD-NA	Relative Percent Difference Not Available due to result(s) being less than detection limit.

---



# Quality Control Report

Workorder: L1337914

Report Date: 08-AUG-13

Page 35 of 35

## Hold Time Exceedances:

---

ALS Product Description	Sample ID	Sampling Date	Date Processed	Rec. HT	Actual HT	Units	Qualifier
-------------------------	-----------	---------------	----------------	---------	-----------	-------	-----------

---

## Legend & Qualifier Definitions:

EHTR-FM: Exceeded ALS recommended hold time prior to sample receipt. Field Measurement recommended.  
EHTR: Exceeded ALS recommended hold time prior to sample receipt.  
EHTL: Exceeded ALS recommended hold time prior to analysis. Sample was received less than 24 hours prior to expiry.  
EHT: Exceeded ALS recommended hold time prior to analysis.  
Rec. HT: ALS recommended hold time (see units).

## Notes\*:

Where actual sampling date is not provided to ALS, the date (& time) of receipt is used for calculation purposes.  
Where actual sampling time is not provided to ALS, the earlier of 12 noon on the sampling date or the time (& date) of receipt is used for calculation purposes. Samples for L1337914 were received on 25-JUL-13 11:00.

ALS recommended hold times may vary by province. They are assigned to meet known provincial and/or federal government requirements. In the absence of regulatory hold times, ALS establishes recommendations based on guidelines published by the US EPA, APHA Standard Methods, or Environment Canada (where available). For more information, please contact ALS.

---

The ALS Quality Control Report is provided to ALS clients upon request. ALS includes comprehensive QC checks with every analysis to ensure our high standards of quality are met. Each QC result has a known or expected target value, which is compared against pre-determined data quality objectives to provide confidence in the accuracy of associated test results.

Please note that this report may contain QC results from anonymous Sample Duplicates and Matrix Spikes that do not originate from this Work Order.

<b>Company:</b> Treasury Metals		<b>Regulatory Information</b>				<b>Both questions below must answered for water samples</b>											
<b>Contact:</b> Mac Potter		<input checked="" type="checkbox"/> O. Reg 153 (O. Reg 511 Amend) Table: _____				Are any samples taken from a regulated DW System? <input type="checkbox"/> Yes <input checked="" type="checkbox"/> No											
<b>Address:</b> 899 Tree Nursery Rd Wabigoon ON P0V 2W0		Record of Site Condition <input type="checkbox"/> Yes <input type="checkbox"/> No				If yes, an authorized DW COC must be used.											
Phone: 807-938-6961 Fax: _____		PWQO <input checked="" type="checkbox"/> MISA <input type="checkbox"/> MMR <input type="checkbox"/> CCME <input type="checkbox"/>				Is the water sampled intended for human consumption? <input type="checkbox"/> Yes <input checked="" type="checkbox"/> No											
Email: mac@treasurymetals.com		Guideline Required: _____				<b>Analysis Request</b>											
<b>Project:</b> Job M0906A01 PO: M0210-P0115		<b>Service Requested</b>				Please indicate below Filtered, Preserved or both (F, P, F/P)											
<b>Quote #</b> Q32690 LSD Goliath Project		<input checked="" type="checkbox"/> Regular TAT (7 Days)															
<b>Invoice To:</b> _____ Same as Report: <input checked="" type="checkbox"/> Yes <input type="checkbox"/> No		<input type="checkbox"/> Priority TAT 50% Surcharge (3-5 Days)															
<b>Company:</b> _____		<input type="checkbox"/> Emergency TAT 100% Surcharge (1-2 Days)															
<b>Contact:</b> _____		<b>Specify Date Required:</b> _____															
<b>Address:</b> _____		All TAT quoted material is in business days which exclude statutory holidays and weekends. Samples received past 3:00pm or Saturday/Sunday begin the next day.															
<b>Email:</b> _____																	
<b>Account Manager:</b> Karen R. Sampler: MP AT																	
<b>Sample #</b>	<b>Sample Identification</b> (This description will appear on the report)	<b>Date</b>	<b>Time</b>	<b>Sample Type</b>	Alk, pH Conductivity	Cl, NO2, NO3, SO4	Acidity, TSS	Total, WAD, Free Cyanide	WAD Cyanide	Ammonia, Total Phosphorus	OGG	Total Metals +Hg	Dissolved Metals + Hg	Hardness	Number of Containers		
12	TL1a	28/07/13	100	Water	X	X	X	X	X	X	X	X	X	X	8		
13	Duplicate				X	X	X	X	X	X	X	X	X	X			
14	Field Blank				X	X	X	X	X	X	X	X	X	X			
15	Travel Blank				X	X	X	X	X	X	X	X	X	X			
16	SW10				X	X	X	X	X	X	X	X	X	X			
					X	X	X	X	X	X	X	X	X	X			
					X	X	X	X	X	X	X	X	X	X			
					X	X	X	X	X	X	X	X	X	X			
					X	X	X	X	X	X	X	X	X	X			
					X	X	X	X	X	X	X	X	X	X			
					X	X	X	X	X	X	X	X	X	X			
<b>Instructions/Comments</b>																	
<b>SHIPMENT RELEASE (client use)</b>				<b>SHIPMENT RECEPTION (lab use only)</b>				<b>SHIPMENT VERIFICATION (lab use only)</b>									
Released by: <i>MP</i> 24/07/13		Date & Time: 2 PM CST 24/07/13		Received by: _____		Date & Time: _____		Temp: _____		Cooling Initiated: <input type="checkbox"/> Yes <input type="checkbox"/> No		Verified by: <i>CPA</i>		Date & Time: 25-Jul-13		Observations: <i>La: 04</i> Yes/No? <input type="checkbox"/> Yes <input type="checkbox"/> No If Yes add SIF	



L1337914-COFC

**\*\*Failure to complete all portions of this form may delay analysis.\*\*** TAT may vary dependant on complexity of analysis and lab workload at time of submission. Please contact the lab to confirm TATs. Any known or suspected hazards relating to a sample must be noted on the chain of custody in the comments section. By use of the form the user acknowledges and agrees with the Terms and Conditions as specified on the back page.

<b>Company:</b> Treasury Metals		<b>Regulatory Information</b>				<b>Both questions below must answered for water samples</b>																																									
<b>Contact:</b> Mac Potter		<input checked="" type="checkbox"/> O. Reg 153 (O. Reg 511 Amend) Table: _____				Are any samples taken from a regulated DW System? <input type="checkbox"/> Yes <input checked="" type="checkbox"/> No																																									
<b>Address:</b> 899 Tree Nursery Rd		Record of Site Condition <input type="checkbox"/> Yes <input type="checkbox"/> No				If yes, an authorized DW COC must be used.																																									
Wabigoon ON POV 2W0		PWQO <input checked="" type="checkbox"/> MISA <input type="checkbox"/> MMR <input type="checkbox"/> CCME <input type="checkbox"/>				Is the water sampled intended for human consumption? <input type="checkbox"/> Yes <input checked="" type="checkbox"/> No																																									
<b>Phone:</b> 807-938-6961 <b>Fax:</b>		Guideline Required:				<table border="1" style="width:100%; border-collapse: collapse;"> <tr> <th colspan="10">Analysis Request</th> <th rowspan="2">Number of Containers</th> </tr> <tr> <td colspan="10">Please indicate below Filtered, Preserved or both (F, P, F/P)</td> </tr> <tr> <td>Alk, pH Conductivity</td> <td>Cl, NO<sub>2</sub>, NO<sub>3</sub>, SO<sub>4</sub></td> <td>Acidity, TSS</td> <td>Total, WAD, Free Cyanide</td> <td>WAD Cyanide</td> <td>Ammonia, Total Phosphorus</td> <td>OGG</td> <td>Total Metals +Hg</td> <td>Dissolved Metals + Hg</td> <td>Hardness</td> <td></td> </tr> </table>										Analysis Request										Number of Containers	Please indicate below Filtered, Preserved or both (F, P, F/P)										Alk, pH Conductivity	Cl, NO <sub>2</sub> , NO <sub>3</sub> , SO <sub>4</sub>	Acidity, TSS	Total, WAD, Free Cyanide	WAD Cyanide	Ammonia, Total Phosphorus	OGG	Total Metals +Hg	Dissolved Metals + Hg	Hardness	
Analysis Request																Number of Containers																															
Please indicate below Filtered, Preserved or both (F, P, F/P)																																															
Alk, pH Conductivity	Cl, NO <sub>2</sub> , NO <sub>3</sub> , SO <sub>4</sub>	Acidity, TSS	Total, WAD, Free Cyanide	WAD Cyanide	Ammonia, Total Phosphorus	OGG	Total Metals +Hg	Dissolved Metals + Hg	Hardness																																						
<b>Email:</b> mac@treasurymetals.com		TCLP Regulation 558 <input type="checkbox"/> Other:																																													
<b>Project:</b> Job M0906A01 <b>PO:</b> M0210-P0115		<b>Service Requested</b>																																													
<b>Quote #</b> Q32690 <b>LSG Goliath Project</b>		<input checked="" type="checkbox"/> Regular TAT (7 Days)																																													
<b>Invoice To:</b>		<input type="checkbox"/> Priority TAT 50% Surcharge (3-5 Days)																																													
<b>Company:</b>		<input type="checkbox"/> Emergency TAT 100% Surcharge (1-2 Days)																																													
<b>Contact:</b>		Specify Date Required:																																													
<b>Address:</b>		All TAT quoted material is in business days which exclude statutory holidays and weekends. Samples received past 3:00pm or Saturday/Sunday begin the next day.																																													
<b>Email:</b>																																															
<b>Account Manager:</b> Karen R.		<b>Sampler:</b> MP AT																																													
Sample #	Sample Identification (This description will appear on the report)	Date	Time	Sample Type	Alk, pH Conductivity	Cl, NO <sub>2</sub> , NO <sub>3</sub> , SO <sub>4</sub>	Acidity, TSS	Total, WAD, Free Cyanide	WAD Cyanide	Ammonia, Total Phosphorus	OGG	Total Metals +Hg	Dissolved Metals + Hg	Hardness	Number of Containers																																
1	SW1	23/07/13	1 <sup>00</sup>	WATER	X	X	X	X	X	X	X	X	X	X	0																																
2	SW2				X	X	X	X	X	X	X	X	X	X																																	
3	SW3				X	X	X	X	X	X	X	X	X	X																																	
4	SW4	24/07/13			X	X	X	X	X	X	X	X	X	X																																	
5	SWS				X	X	X	X	X	X	X	X	X	X																																	
6	SW6				X	X	X	X	X	X	X	X	X	X																																	
7	SW7	23/07/13			X	X	X	X	X	X	X	X	X	X																																	
8	SW8				X	X	X	X	X	X	X	X	X	X																																	
9	SW9	24/07/13			X	X	X	X	X	X	X	X	X	X	9																																
10	SW TL3				X	X	X	X	X	X	X	X	X	X	8																																
11	JCTA				X	X	X	X	X	X	X	X	X	X	1																																
<b>Special Instructions/Comments</b>																																															
* ALL CONTAINER DATED 22/07/13 CORRECT TO 23/07/13, SWITCH SAMPLE 10 ON BOTTLES OF SW3 + SW1 * NO FIELD FILTER COMPLETED																																															
<b>SHIPMENT RELEASE (client use)</b>				<b>SHIPMENT RECEPTION (lab use only)</b>				<b>SHIPMENT VERIFICATION (lab use only)</b>																																							
Released by: <i>MP</i>		Date & Time: 24/07/13 2:00 PM CST		Received by: <i>[Signature]</i>		Date & Time: 25 July 2013 11:00		Temp: 18.4		Cooling Initiated: <input type="checkbox"/> Yes <input type="checkbox"/> No		Verified by: <i>CPA</i>		Date & Time: 25-Jul-13 15:00		Observations: Yes/No? <input checked="" type="checkbox"/> Yes <input type="checkbox"/> No If Yes add SIF																															

**\*\*Failure to complete all portions of this form may delay analysis.\*\*** TAT may vary dependant on complexity of analysis and lab workload at time of submission. Please contact the lab to confirm TATs. Any known or suspected hazards relating to a sample must be noted on the chain of custody in the comments section. By use of the form the user acknowledges and agrees with the Terms and Conditions as specified on the back page.

*SEB SIFM*



TREASURY METALS INC.  
ATTN: Mac Potter  
P.O. Box 789  
Dryden ON P8N 2Z4

Date Received: 01-NOV-13  
Report Date: 20-NOV-13 09:38 (MT)  
Version: FINAL

Client Phone: 807-938-6961

## Certificate of Analysis

**Lab Work Order #:** L1386380  
**Project P.O. #:** NOT SUBMITTED  
**Job Reference:**  
**C of C Numbers:**  
**Legal Site Desc:**

Bobbie Shortreed  
Account Manager

[This report shall not be reproduced except in full without the written authority of the Laboratory.]

ADDRESS: 1081 Barton Street, Thunder Bay, ON P7B 5N3 Canada | Phone: +1 807 623 6463 | Fax: +1 807 623 7598  
ALS CANADA LTD Part of the ALS Group A Campbell Brothers Limited Company

## ALS ENVIRONMENTAL ANALYTICAL REPORT

	Sample ID Description Sampled Date Sampled Time Client ID	L1386380-1 WATER 30-OCT-13 12:00 SW1	L1386380-2 WATER 30-OCT-13 12:00 SW2	L1386380-3 WATER 30-OCT-13 12:00 SW3	L1386380-4 WATER 30-OCT-13 12:00 TL3	L1386380-5 WATER 30-OCT-13 12:00 JCTA
Grouping	Analyte					
<b>WATER</b>						
<b>Physical Tests</b>	Conductivity (EC) (uS/cm)	114	112	124	120	96.8
	Hardness (as CaCO3) (mg/L)	57.4	58.5	48.6	59.0	48.6
	pH (pH)	7.69	7.67	7.51	7.59	7.49
	Total Suspended Solids (mg/L)	29.2	20.6	3.4	8.0	3.1
<b>Anions and Nutrients</b>	Acidity (as CaCO3) (mg/L)	5.0	5.0	4.0	8.0	7.0
	Alkalinity, Total (as CaCO3) (mg/L)	56.7	55.0	44.9	57.8	47.6
	Ammonia, Total (as N) (mg/L)	0.024	<0.020	0.091	<0.020	<0.020
	Chloride (Cl) (mg/L)	0.69	1.21	9.41	1.90	1.32
	Nitrate (as N) (mg/L)	<0.030	<0.030	0.045	<0.030	0.042
	Nitrite (as N) (mg/L)	<0.020	<0.020	<0.020	<0.020	<0.020
	Phosphorus (P)-Total (mg/L)	0.0099	0.0271	0.0112	0.0162	0.0156
Sulfate (SO4) (mg/L)	1.66	0.56	2.08	0.87	0.72	
<b>Cyanides</b>	Cyanide, Weak Acid Diss (mg/L)	<0.0020	<0.0020	<0.0020	<0.0020	<0.0020
	Cyanide, Total (mg/L)	<0.0020	<0.0020	<0.0020	<0.0020	<0.0020
	Cyanide, Free (mg/L)	<0.0050	<0.0050	<0.0050	<0.0050	<0.0050
<b>Total Metals</b>	Aluminum (Al)-Total (mg/L)	0.0484	0.147	0.0545	0.140	0.0634
	Antimony (Sb)-Total (mg/L)	<0.00010	<0.00010	<0.00010	<0.00010	<0.00010
	Arsenic (As)-Total (mg/L)	0.00030	0.00056	0.00048	0.00054	0.00054
	Barium (Ba)-Total (mg/L)	0.00888	0.0107	0.0103	0.00823	0.00626
	Beryllium (Be)-Total (mg/L)	<0.00050	<0.00050	<0.00050	<0.00050	<0.00050
	Bismuth (Bi)-Total (mg/L)	<0.000050	<0.000050	<0.000050	<0.000050	<0.000050
	Boron (B)-Total (mg/L)	<0.010	<0.010	<0.010	<0.010	<0.010
	Cadmium (Cd)-Total (mg/L)	<0.000010	0.000011	<0.000010	<0.000010	<0.000010
	Calcium (Ca)-Total (mg/L)	17.8	15.8	14.8	16.5	13.2
	Cesium (Cs)-Total (mg/L)	<0.00010	<0.00010	<0.00010	<0.00010	<0.00010
	Chromium (Cr)-Total (mg/L)	0.00018	0.00059	0.00030	0.00047	0.00036
	Cobalt (Co)-Total (mg/L)	<0.00010	0.00024	0.00010	0.00018	0.00025
	Copper (Cu)-Total (mg/L)	0.00035	0.00140	0.00079	0.00246	0.00131
	Iron (Fe)-Total (mg/L)	0.263	0.658	0.195	0.890	1.11
	Lead (Pb)-Total (mg/L)	<0.000050	0.000170	<0.000050	0.000401	0.000058
	Lithium (Li)-Total (mg/L)	<0.0050	<0.0050	<0.0050	<0.0050	<0.0050
	Magnesium (Mg)-Total (mg/L)	2.55	4.17	3.00	4.04	3.67
	Manganese (Mn)-Total (mg/L)	0.0215	0.0376	0.0127	0.0319	0.118
	Mercury (Hg)-Total (mg/L)	<0.000010	<0.000010	<0.000010	<0.000010	<0.000010
	Molybdenum (Mo)-Total (mg/L)	0.000219	0.000098	0.000153	0.000117	0.000174
Nickel (Ni)-Total (mg/L)	0.00036	0.00123	0.00049	0.00122	0.00063	
Potassium (K)-Total (mg/L)	1.11	1.15	1.13	0.950	0.795	

\* Please refer to the Reference Information section for an explanation of any qualifiers detected.

## ALS ENVIRONMENTAL ANALYTICAL REPORT

	Sample ID Description Sampled Date Sampled Time Client ID	L1386380-6 WATER 30-OCT-13 12:00 TL1A	L1386380-7 WATER 30-OCT-13 12:00 SW10	L1386380-8 WATER 30-OCT-13 12:00 SW7	L1386380-9 WATER 30-OCT-13 12:00 SW8	L1386380-10 WATER 30-OCT-13 12:00 SW9
Grouping	Analyte					
<b>WATER</b>						
<b>Physical Tests</b>	Conductivity (EC) (uS/cm)	57.1	103	99.4	148	196
	Hardness (as CaCO3) (mg/L)	27.3	49.1	48.9	73.0	95.6
	pH (pH)	7.06	7.57	7.77	7.90	7.91
	Total Suspended Solids (mg/L)	8.0	17.0	4.2	3.6	3.4
<b>Anions and Nutrients</b>	Acidity (as CaCO3) (mg/L)	7.0	5.0	4.0	4.0	3.0
	Alkalinity, Total (as CaCO3) (mg/L)	27.3	51.0	44.9	77.5	107
	Ammonia, Total (as N) (mg/L)	0.044	0.047	0.027	0.031	0.031
	Chloride (Cl) (mg/L)	0.71	0.29	0.29	0.33	0.48
	Nitrate (as N) (mg/L)	0.043	0.058	0.201	0.053	0.101
	Nitrite (as N) (mg/L)	<0.020	<0.020	<0.020	<0.020	<0.020
	Phosphorus (P)-Total (mg/L)	0.0194	0.0118	0.0128	<0.0050	0.0062
	Sulfate (SO4) (mg/L)	<0.30	1.44	3.86	0.76	0.60
<b>Cyanides</b>	Cyanide, Weak Acid Diss (mg/L)	<0.0020	<0.0020	<0.0020	<0.0020	<0.0020
	Cyanide, Total (mg/L)	<0.0020	<0.0020	<0.0020	<0.0020	<0.0020
	Cyanide, Free (mg/L)	<0.0050	<0.0050	<0.0050	<0.0050	<0.0050
<b>Total Metals</b>	Aluminum (Al)-Total (mg/L)	0.0580	0.105	0.0995	0.0176	0.0420
	Antimony (Sb)-Total (mg/L)	<0.00010	<0.00010	<0.00010	<0.00010	<0.00010
	Arsenic (As)-Total (mg/L)	0.00050	0.00061	0.00078	0.00035	0.00027
	Barium (Ba)-Total (mg/L)	0.00665	0.0126	0.00927	0.0178	0.0176
	Beryllium (Be)-Total (mg/L)	<0.00050	<0.00050	<0.00050	<0.00050	<0.00050
	Bismuth (Bi)-Total (mg/L)	<0.000050	<0.000050	<0.000050	<0.000050	<0.000050
	Boron (B)-Total (mg/L)	<0.010	<0.010	<0.010	<0.010	<0.010
	Cadmium (Cd)-Total (mg/L)	<0.000010	<0.000010	<0.000010	<0.000010	<0.000010
	Calcium (Ca)-Total (mg/L)	7.82	15.6	15.2	26.3	30.2
	Cesium (Cs)-Total (mg/L)	<0.00010	<0.00010	<0.00010	<0.00010	<0.00010
	Chromium (Cr)-Total (mg/L)	0.00030	0.00068	0.00055	0.00011	0.00030
	Cobalt (Co)-Total (mg/L)	0.00080	0.00035	0.00016	<0.00010	<0.00010
	Copper (Cu)-Total (mg/L)	0.00021	0.00028	0.00075	0.00038	0.00078
	Iron (Fe)-Total (mg/L)	1.64	1.72	1.03	0.548	0.267
	Lead (Pb)-Total (mg/L)	0.000052	0.000087	0.000085	<0.000050	0.000051
	Lithium (Li)-Total (mg/L)	<0.0050	<0.0050	<0.0050	<0.0050	<0.0050
	Magnesium (Mg)-Total (mg/L)	1.86	2.35	2.56	2.17	5.13
	Manganese (Mn)-Total (mg/L)	0.235	0.153	0.0350	0.120	0.132
	Mercury (Hg)-Total (mg/L)	<0.000010	<0.000010	<0.000010	<0.000010	<0.000010
	Molybdenum (Mo)-Total (mg/L)	0.000058	0.000196	0.000208	0.000069	0.000158
	Nickel (Ni)-Total (mg/L)	0.00052	0.00036	0.00063	0.00037	0.00092
	Potassium (K)-Total (mg/L)	0.340	0.591	0.679	0.651	1.39

\* Please refer to the Reference Information section for an explanation of any qualifiers detected.

## ALS ENVIRONMENTAL ANALYTICAL REPORT

	Sample ID Description Sampled Date Sampled Time Client ID	L1386380-11 WATER 30-OCT-13 12:00 SW11	L1386380-12 WATER 30-OCT-13 12:00 FIELD BLANK	L1386380-13 WATER 30-OCT-13 12:00 TRAVEL BLANK	L1386380-14 WATER 30-OCT-13 12:00 SW5	L1386380-15 WATER 30-OCT-13 12:00 SW6
Grouping	Analyte					
<b>WATER</b>						
<b>Physical Tests</b>	Conductivity (EC) (uS/cm)	30.1	<3.0	<3.0	113	112
	Hardness (as CaCO3) (mg/L)	15.5	<0.50	<0.50	47.8	47.5
	pH (pH)	5.36	5.61	5.72	7.75	7.78
	Total Suspended Solids (mg/L)	<2.0	<2.0	<2.0	<2.0	<2.0
<b>Anions and Nutrients</b>	Acidity (as CaCO3) (mg/L)	16.0	2.0	2.0	4.0	3.0
	Alkalinity, Total (as CaCO3) (mg/L)	<5.0	<5.0	<5.0	48.3	48.6
	Ammonia, Total (as N) (mg/L)	<0.020	<0.020	<0.020	<0.020	0.028
	Chloride (Cl) (mg/L)	0.50	<0.10	<0.10	4.22	4.21
	Nitrate (as N) (mg/L)	0.063	<0.030	<0.030	<0.030	<0.030
	Nitrite (as N) (mg/L)	<0.020	<0.020	<0.020	<0.020	<0.020
	Phosphorus (P)-Total (mg/L)	0.0245	<0.0050	<0.0050	0.0063	0.0068
	Sulfate (SO4) (mg/L)	0.30	<0.30	<0.30	2.88	2.86
<b>Cyanides</b>	Cyanide, Weak Acid Diss (mg/L)	<0.0020	<0.0020	<0.0020	<0.0020	<0.0020
	Cyanide, Total (mg/L)	<0.0020	<0.0020	<0.0020	<0.0020	<0.0020
	Cyanide, Free (mg/L)	<0.0050	<0.0050	<0.0050	<0.0050	<0.0050
<b>Total Metals</b>	Aluminum (Al)-Total (mg/L)	0.350	<0.0030	<0.0030	0.0141	0.0171
	Antimony (Sb)-Total (mg/L)	<0.00010	0.00033 <sup>RRV</sup>	<0.00010	<0.00010	<0.00010
	Arsenic (As)-Total (mg/L)	0.00097	<0.00010	<0.00010	0.00033	0.00036
	Barium (Ba)-Total (mg/L)	0.00690	<0.000050	<0.000050	0.00898	0.00909
	Beryllium (Be)-Total (mg/L)	<0.00050	<0.00050	<0.00050	<0.00050	<0.00050
	Bismuth (Bi)-Total (mg/L)	<0.000050	<0.000050	<0.000050	<0.000050	<0.000050
	Boron (B)-Total (mg/L)	<0.010	<0.010	<0.010	<0.010	<0.010
	Cadmium (Cd)-Total (mg/L)	0.000027	<0.000010	<0.000010	<0.000010	<0.000010
	Calcium (Ca)-Total (mg/L)	4.50	<0.020	<0.020	14.6	14.4
	Cesium (Cs)-Total (mg/L)	<0.00010	<0.00010	<0.00010	<0.00010	<0.00010
	Chromium (Cr)-Total (mg/L)	0.00101	<0.00010	<0.00010	0.00022	0.00014
	Cobalt (Co)-Total (mg/L)	0.00043	<0.00010	<0.00010	<0.00010	<0.00010
	Copper (Cu)-Total (mg/L)	0.00033	<0.00010	<0.00010	0.00096	0.00096
	Iron (Fe)-Total (mg/L)	1.49	<0.010	<0.010	0.028	0.027
	Lead (Pb)-Total (mg/L)	0.000543	<0.000050	<0.000050	<0.000050	<0.000050
	Lithium (Li)-Total (mg/L)	<0.0050	<0.0050	<0.0050	<0.0050	<0.0050
	Magnesium (Mg)-Total (mg/L)	0.971	<0.0050	<0.0050	2.89	2.68
	Manganese (Mn)-Total (mg/L)	0.0371	<0.000050	<0.000050	0.00603	0.00480
	Mercury (Hg)-Total (mg/L)	<0.000010	<0.000010	<0.000010	<0.000010	<0.000010
	Molybdenum (Mo)-Total (mg/L)	<0.000050	<0.000050	<0.000050	0.000167	0.000165
Nickel (Ni)-Total (mg/L)	0.00090	<0.00010	<0.00010	0.00053	0.00053	
Potassium (K)-Total (mg/L)	0.075	<0.050	<0.050	1.06	1.01	

\* Please refer to the Reference Information section for an explanation of any qualifiers detected.

# ALS ENVIRONMENTAL ANALYTICAL REPORT

Sample ID Description Sampled Date Sampled Time Client ID	L1386380-16 WATER 30-OCT-13 12:00 DUPLICATE				
Grouping	Analyte				
<b>WATER</b>					
<b>Physical Tests</b>	Conductivity (EC) (uS/cm)	123			
	Hardness (as CaCO3) (mg/L)	48.1			
	pH (pH)	7.48			
	Total Suspended Solids (mg/L)	<2.0			
<b>Anions and Nutrients</b>	Acidity (as CaCO3) (mg/L)	4.0			
	Alkalinity, Total (as CaCO3) (mg/L)	44.8			
	Ammonia, Total (as N) (mg/L)	0.098			
	Chloride (Cl) (mg/L)	9.07			
	Nitrate (as N) (mg/L)	0.041			
	Nitrite (as N) (mg/L)	<0.020			
	Phosphorus (P)-Total (mg/L)	0.0128			
	Sulfate (SO4) (mg/L)	1.96			
<b>Cyanides</b>	Cyanide, Weak Acid Diss (mg/L)	<0.0020			
	Cyanide, Total (mg/L)	<0.0020			
	Cyanide, Free (mg/L)	<0.0050			
<b>Total Metals</b>	Aluminum (Al)-Total (mg/L)	0.0454			
	Antimony (Sb)-Total (mg/L)	<0.00010			
	Arsenic (As)-Total (mg/L)	0.00048			
	Barium (Ba)-Total (mg/L)	0.0102			
	Beryllium (Be)-Total (mg/L)	<0.00050			
	Bismuth (Bi)-Total (mg/L)	<0.000050			
	Boron (B)-Total (mg/L)	<0.010			
	Cadmium (Cd)-Total (mg/L)	<0.000010			
	Calcium (Ca)-Total (mg/L)	14.2			
	Cesium (Cs)-Total (mg/L)	<0.00010			
	Chromium (Cr)-Total (mg/L)	0.00030			
	Cobalt (Co)-Total (mg/L)	<0.00010			
	Copper (Cu)-Total (mg/L)	0.00078			
	Iron (Fe)-Total (mg/L)	0.179			
	Lead (Pb)-Total (mg/L)	<0.000050			
	Lithium (Li)-Total (mg/L)	<0.0050			
	Magnesium (Mg)-Total (mg/L)	3.00			
	Manganese (Mn)-Total (mg/L)	0.0123			
	Mercury (Hg)-Total (mg/L)	<0.000010			
	Molybdenum (Mo)-Total (mg/L)	0.000152			
	Nickel (Ni)-Total (mg/L)	0.00054			
	Potassium (K)-Total (mg/L)	1.10			

\* Please refer to the Reference Information section for an explanation of any qualifiers detected.



## ALS ENVIRONMENTAL ANALYTICAL REPORT

		Sample ID	L1386380-1	L1386380-2	L1386380-3	L1386380-4	L1386380-5
		Description	WATER	WATER	WATER	WATER	WATER
		Sampled Date	30-OCT-13	30-OCT-13	30-OCT-13	30-OCT-13	30-OCT-13
		Sampled Time	12:00	12:00	12:00	12:00	12:00
		Client ID	SW1	SW2	SW3	TL3	JCTA
Grouping	Analyte						
<b>WATER</b>							
<b>Total Metals</b>	Rubidium (Rb)-Total (mg/L)		0.0014	0.0010	0.0019	0.0015	0.0015
	Selenium (Se)-Total (mg/L)		<0.00010	<0.00010	<0.00010	<0.00010	<0.00010
	Silicon (Si)-Total (mg/L)		4.93	3.28	2.32	4.26	3.99
	Silver (Ag)-Total (mg/L)		<0.000010	<0.000010	<0.000010	<0.000010	<0.000010
	Sodium (Na)-Total (mg/L)		1.55	2.13	5.70	2.04	1.79
	Strontium (Sr)-Total (mg/L)		0.0309	0.0284	0.0337	0.0344	0.0300
	Tellurium (Te)-Total (mg/L)		<0.00060	<0.00060	<0.00060	<0.00060	<0.00060
	Thallium (Tl)-Total (mg/L)		<0.000050	<0.000050	<0.000050	<0.000050	<0.000050
	Tin (Sn)-Total (mg/L)		<0.00010	<0.00010	<0.00010	0.00012	<0.00010
	Titanium (Ti)-Total (mg/L)		0.00242	0.00590	0.00094	0.00558	0.00233
	Uranium (U)-Total (mg/L)		0.000056	0.000094	0.000095	0.000069	0.000049
	Vanadium (V)-Total (mg/L)		0.00031	0.00080	0.00043	0.00084	0.00062
	Zinc (Zn)-Total (mg/L)		<0.0050	<0.0050	<0.0050	<0.0050	<0.0050
	Zirconium (Zr)-Total (mg/L)		<0.0050	<0.0050	<0.0050	<0.0050	<0.0050
<b>Dissolved Metals</b>	Aluminum (Al)-Dissolved (mg/L)		0.0108	0.0740	0.0432	0.0365	0.0407
	Antimony (Sb)-Dissolved (mg/L)		<0.00010	<0.00010	<0.00010	<0.00010	<0.00010
	Arsenic (As)-Dissolved (mg/L)		0.00029	0.00040	0.00040	0.00049	0.00051
	Barium (Ba)-Dissolved (mg/L)		0.00785	0.00843	0.00971	0.00645	0.00601
	Beryllium (Be)-Dissolved (mg/L)		<0.00050	<0.00050	<0.00050	<0.00050	<0.00050
	Bismuth (Bi)-Dissolved (mg/L)		<0.000050	<0.000050	<0.000050	<0.000050	<0.000050
	Boron (B)-Dissolved (mg/L)		<0.010	<0.010	<0.010	<0.010	<0.010
	Cadmium (Cd)-Dissolved (mg/L)		0.000011	0.000010	<0.000010	<0.000010	<0.000010
	Calcium (Ca)-Dissolved (mg/L)		18.2	15.9	14.4	16.4	13.4
	Cesium (Cs)-Dissolved (mg/L)		<0.00010	<0.00010	<0.00010	<0.00010	<0.00010
	Chromium (Cr)-Dissolved (mg/L)		0.00010	0.00040	0.00028	0.00030	0.00030
	Cobalt (Co)-Dissolved (mg/L)		<0.00010	0.00014	<0.00010	0.00010	0.00021
	Copper (Cu)-Dissolved (mg/L)		0.00044	0.00114	0.00051	0.00022	0.00081
	Iron (Fe)-Dissolved (mg/L)		0.137	0.387	0.153	0.535	0.729
	Lead (Pb)-Dissolved (mg/L)		<0.000050	0.000083	<0.000050	0.000059	<0.000050
	Lithium (Li)-Dissolved (mg/L)		<0.0050	<0.0050	<0.0050	<0.0050	<0.0050
	Magnesium (Mg)-Dissolved (mg/L)		2.89	4.55	3.07	4.40	3.68
	Manganese (Mn)-Dissolved (mg/L)		0.0180	0.0131	0.0105	0.0268	0.115
	Mercury (Hg)-Dissolved (mg/L)		<0.000010	<0.000010	<0.000010	<0.000010	<0.000010
	Molybdenum (Mo)-Dissolved (mg/L)		0.000215	0.000119	0.000158	0.000141	0.000133
	Nickel (Ni)-Dissolved (mg/L)		0.00032	0.00105	0.00048	0.00070	0.00061
	Potassium (K)-Dissolved (mg/L)		1.05	1.04	1.07	0.918	0.830
	Rubidium (Rb)-Dissolved (mg/L)		0.0013	<0.0010	0.0017	0.0014	0.0014

\* Please refer to the Reference Information section for an explanation of any qualifiers detected.

# ALS ENVIRONMENTAL ANALYTICAL REPORT

		Sample ID	L1386380-6	L1386380-7	L1386380-8	L1386380-9	L1386380-10
		Description	WATER	WATER	WATER	WATER	WATER
		Sampled Date	30-OCT-13	30-OCT-13	30-OCT-13	30-OCT-13	30-OCT-13
		Sampled Time	12:00	12:00	12:00	12:00	12:00
		Client ID	TL1A	SW10	SW7	SW8	SW9
Grouping	Analyte						
<b>WATER</b>							
<b>Total Metals</b>	Rubidium (Rb)-Total (mg/L)		0.0011	0.0015	0.0016	0.0015	0.0018
	Selenium (Se)-Total (mg/L)		<0.00010	<0.00010	<0.00010	<0.00010	<0.00010
	Silicon (Si)-Total (mg/L)		4.25	6.59	5.91	3.86	6.22
	Silver (Ag)-Total (mg/L)		<0.000010	<0.000010	<0.000010	<0.000010	0.000028
	Sodium (Na)-Total (mg/L)		1.19	1.48	1.39	1.25	2.80
	Strontium (Sr)-Total (mg/L)		0.0172	0.0276	0.0290	0.0376	0.0514
	Tellurium (Te)-Total (mg/L)		<0.00060	<0.00060	<0.00060	<0.00060	<0.00060
	Thallium (Tl)-Total (mg/L)		<0.000050	<0.000050	<0.000050	<0.000050	<0.000050
	Tin (Sn)-Total (mg/L)		<0.00010	<0.00010	<0.00010	<0.00010	<0.00010
	Titanium (Ti)-Total (mg/L)		0.00122	0.00359	0.00292	0.00067	0.00150
	Uranium (U)-Total (mg/L)		0.000012	0.000029	0.000058	0.000072	0.000052
	Vanadium (V)-Total (mg/L)		0.00076	0.00119	0.00090	0.00024	0.00038
	Zinc (Zn)-Total (mg/L)		<0.0050	<0.0050	<0.0050	<0.0050	<0.0050
	Zirconium (Zr)-Total (mg/L)		<0.0050	<0.0050	<0.0050	<0.0050	<0.0050
<b>Dissolved Metals</b>	Aluminum (Al)-Dissolved (mg/L)		0.0465	0.0637	0.0851	0.0041	0.0257
	Antimony (Sb)-Dissolved (mg/L)		<0.00010	<0.00010	<0.00010	<0.00010	<0.00010
	Arsenic (As)-Dissolved (mg/L)		0.00037	0.00054	0.00069	0.00030	0.00022
	Barium (Ba)-Dissolved (mg/L)		0.00537	0.0112	0.00895	0.0171	0.0164
	Beryllium (Be)-Dissolved (mg/L)		<0.00050	<0.00050	<0.00050	<0.00050	<0.00050
	Bismuth (Bi)-Dissolved (mg/L)		<0.000050	<0.000050	<0.000050	<0.000050	<0.000050
	Boron (B)-Dissolved (mg/L)		<0.010	<0.010	<0.010	<0.010	<0.010
	Cadmium (Cd)-Dissolved (mg/L)		<0.000010	<0.000010	<0.000010	<0.000010	<0.000010
	Calcium (Ca)-Dissolved (mg/L)		7.66	15.9	14.9	25.6	29.1
	Cesium (Cs)-Dissolved (mg/L)		<0.00010	<0.00010	<0.00010	<0.00010	<0.00010
	Chromium (Cr)-Dissolved (mg/L)		0.00024	0.00059	0.00051	<0.00010	0.00022
	Cobalt (Co)-Dissolved (mg/L)		0.00047	0.00030	0.00015	<0.00010	<0.00010
	Copper (Cu)-Dissolved (mg/L)		<0.00010	<0.00010	0.00036	<0.00010	<0.00010
	Iron (Fe)-Dissolved (mg/L)		0.831	1.36	0.865	0.351	0.120
	Lead (Pb)-Dissolved (mg/L)		<0.000050	0.000089	0.000093	<0.000050	<0.000050
	Lithium (Li)-Dissolved (mg/L)		<0.0050	<0.0050	<0.0050	<0.0050	<0.0050
	Magnesium (Mg)-Dissolved (mg/L)		1.99	2.27	2.85	2.23	5.55
	Manganese (Mn)-Dissolved (mg/L)		0.150	0.149	0.0314	0.115	0.0980
	Mercury (Hg)-Dissolved (mg/L)		<0.000010	<0.000010	<0.000010	<0.000010	<0.000010
	Molybdenum (Mo)-Dissolved (mg/L)		0.000063	0.000234	0.000210	0.000070	0.000172
	Nickel (Ni)-Dissolved (mg/L)		0.00048	0.00033	0.00061	0.00030	0.00035
	Potassium (K)-Dissolved (mg/L)		0.324	0.571	0.660	0.627	1.30
	Rubidium (Rb)-Dissolved (mg/L)		0.0010	0.0014	0.0014	0.0014	0.0016

\* Please refer to the Reference Information section for an explanation of any qualifiers detected.

## ALS ENVIRONMENTAL ANALYTICAL REPORT

		Sample ID	L1386380-11	L1386380-12	L1386380-13	L1386380-14	L1386380-15
		Description	WATER	WATER	WATER	WATER	WATER
		Sampled Date	30-OCT-13	30-OCT-13	30-OCT-13	30-OCT-13	30-OCT-13
		Sampled Time	12:00	12:00	12:00	12:00	12:00
		Client ID	SW11	FIELD BLANK	TRAVEL BLANK	SW5	SW6
Grouping	Analyte						
<b>WATER</b>							
<b>Total Metals</b>	Rubidium (Rb)-Total (mg/L)	<0.0010	<0.0010	<0.0010	0.0018	0.0017	
	Selenium (Se)-Total (mg/L)	0.00013	<0.00010	<0.00010	<0.00010	<0.00010	
	Silicon (Si)-Total (mg/L)	6.48	<0.050	<0.050	1.48	1.44	
	Silver (Ag)-Total (mg/L)	<0.000010	<0.000010	<0.000010	<0.000010	<0.000010	
	Sodium (Na)-Total (mg/L)	1.04	<0.050	<0.050	3.28	3.15	
	Strontium (Sr)-Total (mg/L)	0.0114	<0.00010	<0.00010	0.0285	0.0275	
	Tellurium (Te)-Total (mg/L)	<0.00060	<0.00060	<0.00060	<0.00060	<0.00060	
	Thallium (Tl)-Total (mg/L)	<0.000050	<0.000050	<0.000050	<0.000050	<0.000050	
	Tin (Sn)-Total (mg/L)	<0.00010	<0.00010	<0.00010	<0.00010	<0.00010	
	Titanium (Ti)-Total (mg/L)	0.00844	<0.00030	<0.00030	0.00050	0.00060	
	Uranium (U)-Total (mg/L)	0.000021	<0.000010	<0.000010	0.000031	0.000029	
	Vanadium (V)-Total (mg/L)	0.00085	<0.00010	<0.00010	0.00035	0.00033	
	Zinc (Zn)-Total (mg/L)	0.0059	<0.0050	<0.0050	<0.0050	<0.0050	
	Zirconium (Zr)-Total (mg/L)	<0.0050	<0.0050	<0.0050	<0.0050	<0.0050	
<b>Dissolved Metals</b>	Aluminum (Al)-Dissolved (mg/L)	0.350	<0.0010	<0.0010	0.0042	0.0041	
	Antimony (Sb)-Dissolved (mg/L)	<0.00010	0.00034 <sup>RRV</sup>	<0.00010	<0.00010	<0.00010	
	Arsenic (As)-Dissolved (mg/L)	0.00092	<0.00010	<0.00010	0.00030	0.00032	
	Barium (Ba)-Dissolved (mg/L)	0.00672	<0.000050	<0.000050	0.00787	0.00790	
	Beryllium (Be)-Dissolved (mg/L)	<0.00050	<0.00050	<0.00050	<0.00050	<0.00050	
	Bismuth (Bi)-Dissolved (mg/L)	<0.000050	<0.000050	<0.000050	<0.000050	<0.000050	
	Boron (B)-Dissolved (mg/L)	<0.010	<0.010	<0.010	<0.010	<0.010	
	Cadmium (Cd)-Dissolved (mg/L)	0.000026	<0.000010	<0.000010	<0.000010	<0.000010	
	Calcium (Ca)-Dissolved (mg/L)	4.41	<0.020	<0.020	14.0	14.1	
	Cesium (Cs)-Dissolved (mg/L)	<0.00010	<0.00010	<0.00010	<0.00010	<0.00010	
	Chromium (Cr)-Dissolved (mg/L)	0.00093	<0.00010	<0.00010	<0.00010	<0.00010	
	Cobalt (Co)-Dissolved (mg/L)	0.00043	<0.00010	<0.00010	<0.00010	<0.00010	
	Copper (Cu)-Dissolved (mg/L)	0.00013	<0.00010	<0.00010	0.00048	0.00050	
	Iron (Fe)-Dissolved (mg/L)	1.47	<0.010	<0.010	0.011	<0.010	
	Lead (Pb)-Dissolved (mg/L)	0.000433	<0.000050	<0.000050	<0.000050	0.000065	
	Lithium (Li)-Dissolved (mg/L)	<0.0050	<0.0050	<0.0050	<0.0050	<0.0050	
	Magnesium (Mg)-Dissolved (mg/L)	1.09	<0.0050	<0.0050	3.11	2.99	
	Manganese (Mn)-Dissolved (mg/L)	0.0389	<0.000050	<0.000050	0.000590	0.000548	
	Mercury (Hg)-Dissolved (mg/L)	<0.000010	<0.000010	<0.000010	<0.000010	<0.000010	
	Molybdenum (Mo)-Dissolved (mg/L)	<0.000050	<0.000050	<0.000050	0.000152	0.000156	
	Nickel (Ni)-Dissolved (mg/L)	0.00090	<0.00010	<0.00010	0.00040	0.00037	
	Potassium (K)-Dissolved (mg/L)	0.086	<0.050	<0.050	0.988	1.00	
	Rubidium (Rb)-Dissolved (mg/L)	<0.0010	<0.0010	<0.0010	0.0016	0.0016	

\* Please refer to the Reference Information section for an explanation of any qualifiers detected.

# ALS ENVIRONMENTAL ANALYTICAL REPORT

Sample ID	L1386380-16	
Description	WATER	
Sampled Date	30-OCT-13	
Sampled Time	12:00	
Client ID	DUPLICATE	
Grouping	Analyte	
<b>WATER</b>		
<b>Total Metals</b>	Rubidium (Rb)-Total (mg/L)	0.0017
	Selenium (Se)-Total (mg/L)	<0.00010
	Silicon (Si)-Total (mg/L)	2.24
	Silver (Ag)-Total (mg/L)	<0.000010
	Sodium (Na)-Total (mg/L)	5.64
	Strontium (Sr)-Total (mg/L)	0.0337
	Tellurium (Te)-Total (mg/L)	<0.00060
	Thallium (Tl)-Total (mg/L)	<0.000050
	Tin (Sn)-Total (mg/L)	<0.00010
	Titanium (Ti)-Total (mg/L)	0.00089
	Uranium (U)-Total (mg/L)	0.000093
	Vanadium (V)-Total (mg/L)	0.00044
	Zinc (Zn)-Total (mg/L)	<0.0050
	Zirconium (Zr)-Total (mg/L)	<0.0050
<b>Dissolved Metals</b>	Aluminum (Al)-Dissolved (mg/L)	0.0415
	Antimony (Sb)-Dissolved (mg/L)	<0.00010
	Arsenic (As)-Dissolved (mg/L)	0.00041
	Barium (Ba)-Dissolved (mg/L)	0.00938
	Beryllium (Be)-Dissolved (mg/L)	<0.00050
	Bismuth (Bi)-Dissolved (mg/L)	<0.000050
	Boron (B)-Dissolved (mg/L)	<0.010
	Cadmium (Cd)-Dissolved (mg/L)	<0.000010
	Calcium (Ca)-Dissolved (mg/L)	14.1
	Cesium (Cs)-Dissolved (mg/L)	<0.00010
	Chromium (Cr)-Dissolved (mg/L)	0.00028
	Cobalt (Co)-Dissolved (mg/L)	<0.00010
	Copper (Cu)-Dissolved (mg/L)	0.00061
	Iron (Fe)-Dissolved (mg/L)	0.160
	Lead (Pb)-Dissolved (mg/L)	0.000055
	Lithium (Li)-Dissolved (mg/L)	<0.0050
	Magnesium (Mg)-Dissolved (mg/L)	3.15
	Manganese (Mn)-Dissolved (mg/L)	0.0106
	Mercury (Hg)-Dissolved (mg/L)	<0.000010
	Molybdenum (Mo)-Dissolved (mg/L)	0.000143
	Nickel (Ni)-Dissolved (mg/L)	0.00046
	Potassium (K)-Dissolved (mg/L)	1.06
	Rubidium (Rb)-Dissolved (mg/L)	0.0017

\* Please refer to the Reference Information section for an explanation of any qualifiers detected.

# ALS ENVIRONMENTAL ANALYTICAL REPORT

	Sample ID Description Sampled Date Sampled Time Client ID	L1386380-1 WATER 30-OCT-13 12:00 SW1	L1386380-2 WATER 30-OCT-13 12:00 SW2	L1386380-3 WATER 30-OCT-13 12:00 SW3	L1386380-4 WATER 30-OCT-13 12:00 TL3	L1386380-5 WATER 30-OCT-13 12:00 JCTA
Grouping	Analyte					
<b>WATER</b>						
<b>Dissolved Metals</b>	Selenium (Se)-Dissolved (mg/L)	<0.00010	0.00011	<0.00010	<0.00010	<0.00010
	Silicon (Si)-Dissolved (mg/L)	5.01	3.43	2.43	4.41	4.37
	Silver (Ag)-Dissolved (mg/L)	<0.000010	<0.000010	<0.000010	<0.000010	<0.000010
	Sodium (Na)-Dissolved (mg/L)	1.61	2.06	5.84	2.18	1.78
	Strontium (Sr)-Dissolved (mg/L)	0.0325	0.0295	0.0344	0.0369	0.0300
	Tellurium (Te)-Dissolved (mg/L)	<0.00060	<0.00060	<0.00060	<0.00060	<0.00060
	Thallium (Tl)-Dissolved (mg/L)	<0.000050	<0.000050	<0.000050	<0.000050	<0.000050
	Tin (Sn)-Dissolved (mg/L)	0.00024	<0.00010	0.00015	<0.00010	0.00012
	Titanium (Ti)-Dissolved (mg/L)	<0.00030	0.00235	0.00070	0.00106	0.00135
	Uranium (U)-Dissolved (mg/L)	0.000051	0.000083	0.000091	0.000060	0.000043
	Vanadium (V)-Dissolved (mg/L)	0.00015	0.00042	0.00030	0.00039	0.00041
	Zinc (Zn)-Dissolved (mg/L)	<0.0050	<0.0050	<0.0050	<0.0050	<0.0050
	Zirconium (Zr)-Dissolved (mg/L)	<0.0050	<0.0050	<0.0050	<0.0050	<0.0050
<b>Aggregate Organics</b>	Oil and Grease, Total (mg/L)	<2.0	<2.0	<2.0	<2.0	<2.0

\* Please refer to the Reference Information section for an explanation of any qualifiers detected.

# ALS ENVIRONMENTAL ANALYTICAL REPORT

	Sample ID Description Sampled Date Sampled Time Client ID	L1386380-6 WATER 30-OCT-13 12:00 TL1A	L1386380-7 WATER 30-OCT-13 12:00 SW10	L1386380-8 WATER 30-OCT-13 12:00 SW7	L1386380-9 WATER 30-OCT-13 12:00 SW8	L1386380-10 WATER 30-OCT-13 12:00 SW9
Grouping	Analyte					
<b>WATER</b>						
<b>Dissolved Metals</b>	Selenium (Se)-Dissolved (mg/L)	<0.00010	<0.00010	<0.00010	<0.00010	<0.00010
	Silicon (Si)-Dissolved (mg/L)	4.52	7.27	6.04	4.15	6.61
	Silver (Ag)-Dissolved (mg/L)	<0.000010	<0.000010	<0.000010	<0.000010	<0.000010
	Sodium (Na)-Dissolved (mg/L)	1.17	1.55	1.39	1.12	2.84
	Strontium (Sr)-Dissolved (mg/L)	0.0182	0.0290	0.0301	0.0371	0.0523
	Tellurium (Te)-Dissolved (mg/L)	<0.00060	<0.00060	<0.00060	<0.00060	<0.00060
	Thallium (Tl)-Dissolved (mg/L)	<0.000050	<0.000050	<0.000050	<0.000050	<0.000050
	Tin (Sn)-Dissolved (mg/L)	<0.00010	<0.00010	<0.00010	<0.00010	<0.00010
	Titanium (Ti)-Dissolved (mg/L)	0.00075	0.00129	0.00186	<0.00030	0.00048
	Uranium (U)-Dissolved (mg/L)	0.000011	0.000023	0.000056	0.000070	0.000049
	Vanadium (V)-Dissolved (mg/L)	0.00033	0.00075	0.00063	<0.00010	0.00021
	Zinc (Zn)-Dissolved (mg/L)	<0.0050	<0.0050	<0.0050	<0.0050	<0.0050
	Zirconium (Zr)-Dissolved (mg/L)	<0.0050	<0.0050	<0.0050	<0.0050	<0.0050
<b>Aggregate Organics</b>	Oil and Grease, Total (mg/L)	<2.0	<2.0	<2.0	<2.0	<2.0

\* Please refer to the Reference Information section for an explanation of any qualifiers detected.

## ALS ENVIRONMENTAL ANALYTICAL REPORT

Sample ID Description Sampled Date Sampled Time Client ID	L1386380-11 WATER 30-OCT-13 12:00 SW11	L1386380-12 WATER 30-OCT-13 12:00 FIELD BLANK	L1386380-13 WATER 30-OCT-13 12:00 TRAVEL BLANK	L1386380-14 WATER 30-OCT-13 12:00 SW5	L1386380-15 WATER 30-OCT-13 12:00 SW6
Grouping	Analyte				
<b>WATER</b>					
<b>Dissolved Metals</b>	Selenium (Se)-Dissolved (mg/L)				
	0.00017	<0.00010	<0.00010	<0.00010	<0.00010
	Silicon (Si)-Dissolved (mg/L)				
	7.11	<0.050	<0.050	1.57	1.53
	Silver (Ag)-Dissolved (mg/L)				
	<0.000010	<0.000010	<0.000010	<0.000010	<0.000010
	Sodium (Na)-Dissolved (mg/L)				
	1.10	<0.050	0.090 <sup>RRV</sup>	3.16	3.21
	Strontium (Sr)-Dissolved (mg/L)				
	0.0117	<0.00010	<0.00010	0.0286	0.0294
	Tellurium (Te)-Dissolved (mg/L)				
	<0.00060	<0.00060	<0.00060	<0.00060	<0.00060
	Thallium (Tl)-Dissolved (mg/L)				
	<0.000050	<0.000050	<0.000050	<0.000050	<0.000050
	Tin (Sn)-Dissolved (mg/L)				
	0.00011	<0.00010	<0.00010	<0.00010	<0.00010
	Titanium (Ti)-Dissolved (mg/L)				
	0.00769	<0.00030	<0.00030	<0.00030	<0.00030
	Uranium (U)-Dissolved (mg/L)				
	0.000020	<0.000010	<0.000010	0.000028	0.000029
	Vanadium (V)-Dissolved (mg/L)				
	0.00064	<0.00010	<0.00010	0.00016	0.00017
	Zinc (Zn)-Dissolved (mg/L)				
	0.0051	<0.0050	<0.0050	<0.0050	<0.0050
	Zirconium (Zr)-Dissolved (mg/L)				
	<0.0050	<0.0050	<0.0050	<0.0050	<0.0050
<b>Aggregate Organics</b>	Oil and Grease, Total (mg/L)				
	<2.0	<2.0	<2.0	<2.0	<2.0

\* Please refer to the Reference Information section for an explanation of any qualifiers detected.

# ALS ENVIRONMENTAL ANALYTICAL REPORT

	Sample ID	L1386380-16			
	Description	WATER			
	Sampled Date	30-OCT-13			
	Sampled Time	12:00			
	Client ID	DUPLICATE			
Grouping	Analyte				
<b>WATER</b>					
<b>Dissolved Metals</b>	Selenium (Se)-Dissolved (mg/L)	0.00010			
	Silicon (Si)-Dissolved (mg/L)	2.44			
	Silver (Ag)-Dissolved (mg/L)	<0.000010			
	Sodium (Na)-Dissolved (mg/L)	5.79			
	Strontium (Sr)-Dissolved (mg/L)	0.0357			
	Tellurium (Te)-Dissolved (mg/L)	<0.00060			
	Thallium (Tl)-Dissolved (mg/L)	<0.000050			
	Tin (Sn)-Dissolved (mg/L)	0.00016			
	Titanium (Ti)-Dissolved (mg/L)	0.00075			
	Uranium (U)-Dissolved (mg/L)	0.000093			
	Vanadium (V)-Dissolved (mg/L)	0.00028			
	Zinc (Zn)-Dissolved (mg/L)	<0.0050			
	Zirconium (Zr)-Dissolved (mg/L)	<0.0050			
<b>Aggregate Organics</b>	Oil and Grease, Total (mg/L)	<2.0			

\* Please refer to the Reference Information section for an explanation of any qualifiers detected.



## Reference Information

### QC Samples with Qualifiers & Comments:

QC Type Description	Parameter	Qualifier	Applies to Sample Number(s)
Duplicate	Ammonia, Total (as N)	DLM	L1386380-13
Matrix Spike	Ammonia, Total (as N)	MS-B	L1386380-1, -10, -11, -12, -14, -15, -16, -2, -3, -4, -5, -6, -7, -8, -9
Matrix Spike	Ammonia, Total (as N)	MS-B	L1386380-1, -10, -11, -12, -14, -15, -16, -2, -3, -4, -5, -6, -7, -8, -9

### Qualifiers for Individual Parameters Listed:

Qualifier	Description
DLM	Detection Limit Adjusted due to sample matrix effects.
MS-B	Matrix Spike recovery could not be accurately calculated due to high analyte background in sample.
RRV	Reported Result Verified By Repeat Analysis

### Test Method References:

ALS Test Code	Matrix	Test Description	Method Reference**
<b>ACIDITY-TB</b>	Water	Acidity (as CaCO <sub>3</sub> )	APHA 2310 B-POTENTIOMETRIC TITRATION
Aqueous matrices are analyzed by potentiometry. Acidity reported includes acidity caused by hydrolyzable metals present in the sample.			
<b>ALK-TOT-CL</b>	Water	Alkalinity, Total	APHA 2320 B-Auto-Pot. Titration
<b>CL-IC-TB</b>	Water	Anions by Ion Chromatography	EPA 300.1 (modified)
Anions in aqueous matrices are analyzed using ion chromatography with conductivity and/or UV absorbance detectors.			
<b>CN-FREE-CFA-TB</b>	Water	Free Cyanide by Continuous Flow Analyzer	ASTM D7237-10 (modified)
This analysis is carried out using procedures adapted from ASTM Method 7237 "Free Cyanide with Flow Injection Analysis (FIA) Utilizing Gas Diffusion Separation and Amperometric Detection". Free cyanide is determined by in-line gas diffusion at pH 6 with final determination by colourimetric analysis.			
<b>CN-T-CFA-TB</b>	Water	Total Cyanide by CFA	ISO 14403:2002 (modified)
This analysis is carried out using procedures adapted from ISO Method 14403:2002 "Determination of Total Cyanide using Flow Analysis (FIA and CFA)". Total or strong acid dissociable (SAD) cyanide is determined by in-line UV digestion along with sample distillation and final determination by colourimetric analysis.			
Method Limitation: This method is susceptible to interference from thiocyanate (SCN). If SCN is present in the sample, there could be a positive interference with this method, but it would be less than 1% and could be as low as zero.			
<b>CN-WAD-CFA-TB</b>	Water	Weak Acid Dissociable Cyanide by CFA	APHA 4500-CN CYANIDE (modified)
This analysis is carried out using procedures adapted from APHA Method 4500-CN I. "Weak Acid Dissociable Cyanide". Weak Acid Dissociable (WAD) cyanide is determined by in-line sample distillation with final determination by colourimetric analysis.			
<b>EC-CAP-TB</b>	Water	Conductivity (EC)	APHA 2510 B-ELECTRODE
This analysis is carried out using procedures adapted from APHA Method 2510 "Conductivity". Conductivity is determined using a conductivity electrode.			
<b>HARDNESS-CALC-CL</b>	Water	Hardness	CALCULATION
<b>HG-D-CVAF-TB</b>	Water	Dissolved Mercury in Water by CVAFS	Modified from EPA1631 E
<b>HG-T-CVAF-TB</b>	Water	Total Mercury in Water by CVAFS	Modified from EPA1631 E
<b>MET-D-CCMS-CL</b>	Water	Dissolved Metals in Water by CRC ICPMS	APHA 3030 B&E / EPA SW-846 6020A
This analysis is carried out using procedures adapted from "Standard Methods for the Examination of Water and Wastewater" published by the American Public Health Association, and with procedures adapted from "Test Methods for Evaluating Solid Waste" SW-846 published by the United States Environmental Protection Agency (EPA). The procedure involves filtration (EPA Method 3005A) and analysis by inductively coupled plasma - mass spectrometry (EPA Method 6020A).			
<b>MET-T-CCMS-CL</b>	Water	Total Metals in Water by CRC ICPMS	APHA 3030 B&E / EPA SW-846 6020A
This analysis is carried out using procedures adapted from "Standard Methods for the Examination of Water and Wastewater" published by the American Public Health Association, and with procedures adapted from "Test Methods for Evaluating Solid Waste" SW-846 published by the United States Environmental Protection Agency (EPA). The procedure involves filtration (EPA Method 3005A) and analysis by inductively coupled plasma - mass spectrometry (EPA Method 6020A).			
<b>NH3-COL-TB</b>	Water	Ammonia by Discrete Analyzer	APHA 4500-NH3 G. (modified)
Ammonia in aqueous matrices is analyzed using discrete analyzer with colourimetric detection.			
<b>NO2-IC-TB</b>	Water	Anions by Ion Chromatography	EPA 300.1 (modified)
Anions in aqueous matrices are analyzed using ion chromatography with conductivity and/or UV absorbance detectors.			
<b>NO3-IC-TB</b>	Water	Anions by Ion Chromatography	EPA 300.1 (modified)

## Reference Information

Anions in aqueous matrices are analyzed using ion chromatography with conductivity and/or UV absorbance detectors.

<b>OGG-TOT-WT</b>	Water	Oil and Grease, Total	APHA 5520 B
Sample is extracted with hexane, extract is then evaporated and the residue is weighed to determine total oil and grease.			
<b>P-T-COL-TB</b>	Water	Total Phosphorus by Discrete Analyzer	APHA 4500-P B, F, G (modified)
Phosphorus in aqueous matrices is analyzed using discrete Analyzer with colourimetric detection.			
<b>PH-CAP-TB</b>	Water	pH	APHA 4500-H-ELECTRODE
<b>SO4-IC-TB</b>	Water	Anions by Ion Chromatography	EPA 300.1 (modified)
Anions in aqueous matrices are analyzed using ion chromatography with conductivity and/or UV absorbance detectors.			
<b>SOLIDS-TOTSUS-TB</b>	Water	Total Suspended Solids	APHA 2540 D (modified)
Aqueous matrices are analyzed using gravimetry			

\*\* ALS test methods may incorporate modifications from specified reference methods to improve performance.

*The last two letters of the above test code(s) indicate the laboratory that performed analytical analysis for that test. Refer to the list below:*

Laboratory Definition Code	Laboratory Location
TB	ALS ENVIRONMENTAL - THUNDER BAY, ONTARIO, CANADA
WT	ALS ENVIRONMENTAL - WATERLOO, ONTARIO, CANADA
CL	ALS ENVIRONMENTAL - CALGARY, ALBERTA, CANADA

### Chain of Custody Numbers:

#### GLOSSARY OF REPORT TERMS

*Surrogate - A compound that is similar in behaviour to target analyte(s), but that does not occur naturally in environmental samples. For applicable tests, surrogates are added to samples prior to analysis as a check on recovery.*

*mg/kg - milligrams per kilogram based on dry weight of sample.*

*mg/kg wwt - milligrams per kilogram based on wet weight of sample.*

*mg/kg lwt - milligrams per kilogram based on lipid-adjusted weight of sample.*

*mg/L - milligrams per litre.*

*< - Less than.*

*D.L. - The reported Detection Limit, also known as the Limit of Reporting (LOR).*

*N/A - Result not available. Refer to qualifier code and definition for explanation.*

*Test results reported relate only to the samples as received by the laboratory.*

**UNLESS OTHERWISE STATED, ALL SAMPLES WERE RECEIVED IN ACCEPTABLE CONDITION.**

*Analytical results in unsigned test reports with the DRAFT watermark are subject to change, pending final QC review.*



## Quality Control Report

Workorder: L1386380

Report Date: 20-NOV-13

Page 1 of 19

Client: TREASURY METALS INC.  
P.O. Box 789  
Dryden ON P8N 2Z4  
Contact: Mac Potter

Test	Matrix	Reference	Result	Qualifier	Units	RPD	Limit	Analyzed
<b>ACIDITY-TB</b>		<b>Water</b>						
<b>Batch R2732803</b>								
<b>WG1781494-3</b>	<b>DUP</b>	<b>L1386380-2</b>						
Acidity (as CaCO3)		5.0	5.0		mg/L	0.0	20	04-NOV-13
<b>WG1781494-6</b>	<b>DUP</b>	<b>L1386380-9</b>						
Acidity (as CaCO3)		4.0	4.0		mg/L	0.0	20	04-NOV-13
<b>WG1781494-2</b>	<b>LCS</b>							
Acidity (as CaCO3)			104.0		%		85-115	04-NOV-13
<b>WG1781494-5</b>	<b>LCS</b>							
Acidity (as CaCO3)			106.0		%		85-115	04-NOV-13
<b>WG1781494-1</b>	<b>MB</b>							
Acidity (as CaCO3)			<2.0		mg/L		2	04-NOV-13
<b>WG1781494-4</b>	<b>MB</b>							
Acidity (as CaCO3)			<2.0		mg/L		2	04-NOV-13
<b>Batch R2734882</b>								
<b>WG1783324-2</b>	<b>LCS</b>							
Acidity (as CaCO3)			106.0		%		85-115	06-NOV-13
<b>WG1783324-1</b>	<b>MB</b>							
Acidity (as CaCO3)			<2.0		mg/L		2	06-NOV-13
<b>ALK-TOT-CL</b>		<b>Water</b>						
<b>Batch R2739060</b>								
<b>WG1786583-6</b>	<b>DUP</b>	<b>L1386380-12</b>						
Alkalinity, Total (as CaCO3)		<5.0	<5.0	RPD-NA	mg/L	N/A	20	11-NOV-13
<b>WG1786583-1</b>	<b>LCS</b>							
Alkalinity, Total (as CaCO3)			96.2		%		85-115	11-NOV-13
<b>WG1786583-2</b>	<b>LCS</b>							
Alkalinity, Total (as CaCO3)			93.1		%		85-115	11-NOV-13
<b>WG1786583-3</b>	<b>LCS</b>							
Alkalinity, Total (as CaCO3)			95.0		%		85-115	11-NOV-13
<b>WG1786583-4</b>	<b>LCS</b>							
Alkalinity, Total (as CaCO3)			94.5		%		85-115	11-NOV-13
<b>WG1786583-5</b>	<b>LCS</b>							
Alkalinity, Total (as CaCO3)			97.8		%		85-115	11-NOV-13
<b>CL-IC-TB</b>		<b>Water</b>						
<b>Batch R2732911</b>								
<b>WG1780275-3</b>	<b>DUP</b>	<b>L1386380-3</b>						
Chloride (Cl)		9.41	9.04		mg/L	4.0	20	01-NOV-13
<b>WG1780275-10</b>	<b>LCS</b>							
Chloride (Cl)			102.0		%		90-110	01-NOV-13
<b>WG1780275-14</b>	<b>LCS</b>							



## Quality Control Report

Workorder: L1386380

Report Date: 20-NOV-13

Page 2 of 19

Test	Matrix	Reference	Result	Qualifier	Units	RPD	Limit	Analyzed
<b>CL-IC-TB</b>		<b>Water</b>						
<b>Batch</b>	<b>R2732911</b>							
<b>WG1780275-14</b>	<b>LCS</b>							
Chloride (Cl)			101.1		%		90-110	01-NOV-13
<b>WG1780275-2</b>	<b>LCS</b>							
Chloride (Cl)			102.6		%		90-110	01-NOV-13
<b>WG1780275-6</b>	<b>LCS</b>							
Chloride (Cl)			102.3		%		90-110	01-NOV-13
<b>WG1780275-1</b>	<b>MB</b>							
Chloride (Cl)			<0.10		mg/L		0.1	01-NOV-13
<b>WG1780275-5</b>	<b>MB</b>							
Chloride (Cl)			<0.10		mg/L		0.1	01-NOV-13
<b>WG1780275-9</b>	<b>MB</b>							
Chloride (Cl)			<0.10		mg/L		0.1	01-NOV-13
<b>WG1780275-4</b>	<b>MS</b>	<b>L1386380-3</b>						
Chloride (Cl)			99.1		%		75-125	01-NOV-13
<b>WG1780275-8</b>	<b>MS</b>	<b>L1386047-1</b>						
Chloride (Cl)			99.8		%		75-125	01-NOV-13
<b>CN-FREE-CFA-TB</b>		<b>Water</b>						
<b>Batch</b>	<b>R2736121</b>							
<b>WG1783674-7</b>	<b>DUP</b>	<b>L1386380-1</b>						
Cyanide, Free		<0.0050	<0.0050	RPD-NA	mg/L	N/A	20	06-NOV-13
<b>WG1783674-2</b>	<b>LCS</b>							
Cyanide, Free			100.4		%		80-120	06-NOV-13
<b>WG1783674-6</b>	<b>LCS</b>							
Cyanide, Free			101.5		%		80-120	06-NOV-13
<b>WG1783674-1</b>	<b>MB</b>							
Cyanide, Free			<0.0050		mg/L		0.005	06-NOV-13
<b>WG1783674-5</b>	<b>MB</b>							
Cyanide, Free			<0.0050		mg/L		0.005	06-NOV-13
<b>WG1783674-4</b>	<b>MS</b>	<b>L1385023-1</b>						
Cyanide, Free			100.3		%		70-130	06-NOV-13
<b>WG1783674-8</b>	<b>MS</b>	<b>L1386380-1</b>						
Cyanide, Free			100.8		%		70-130	06-NOV-13
<b>CN-T-CFA-TB</b>		<b>Water</b>						
<b>Batch</b>	<b>R2736061</b>							
<b>WG1783632-7</b>	<b>DUP</b>	<b>L1386380-1</b>						
Cyanide, Total		<0.0020	<0.0020	RPD-NA	mg/L	N/A	20	06-NOV-13
<b>WG1783632-2</b>	<b>LCS</b>							
Cyanide, Total			97.4		%		80-120	06-NOV-13

## Quality Control Report

Workorder: L1386380

Report Date: 20-NOV-13

Page 3 of 19

Test	Matrix	Reference	Result	Qualifier	Units	RPD	Limit	Analyzed
<b>CN-T-CFA-TB</b>								
	<b>Water</b>							
<b>Batch</b>	<b>R2736061</b>							
<b>WG1783632-6</b>	<b>LCS</b>							
Cyanide, Total			99.9		%		80-120	06-NOV-13
<b>WG1783632-1</b>	<b>MB</b>							
Cyanide, Total			<0.0020		mg/L		0.002	06-NOV-13
<b>WG1783632-5</b>	<b>MB</b>							
Cyanide, Total			<0.0020		mg/L		0.002	06-NOV-13
<b>WG1783632-4</b>	<b>MS</b>	<b>L1385023-1</b>						
Cyanide, Total			98.7		%		70-130	06-NOV-13
<b>WG1783632-8</b>	<b>MS</b>	<b>L1386380-1</b>						
Cyanide, Total			97.2		%		70-130	06-NOV-13
<b>CN-WAD-CFA-TB</b>								
	<b>Water</b>							
<b>Batch</b>	<b>R2736074</b>							
<b>WG1783665-7</b>	<b>DUP</b>	<b>L1386380-1</b>						
Cyanide, Weak Acid Diss		<0.0020	<0.0020	RPD-NA	mg/L	N/A	20	06-NOV-13
<b>WG1783665-2</b>	<b>LCS</b>							
Cyanide, Weak Acid Diss			98.4		%		80-120	06-NOV-13
<b>WG1783665-6</b>	<b>LCS</b>							
Cyanide, Weak Acid Diss			97.0		%		80-120	06-NOV-13
<b>WG1783665-1</b>	<b>MB</b>							
Cyanide, Weak Acid Diss			<0.0020		mg/L		0.002	06-NOV-13
<b>WG1783665-5</b>	<b>MB</b>							
Cyanide, Weak Acid Diss			<0.0020		mg/L		0.002	06-NOV-13
<b>WG1783665-4</b>	<b>MS</b>	<b>L1385023-1</b>						
Cyanide, Weak Acid Diss			96.9		%		70-130	06-NOV-13
<b>WG1783665-8</b>	<b>MS</b>	<b>L1386380-1</b>						
Cyanide, Weak Acid Diss			95.0		%		70-130	06-NOV-13
<b>EC-CAP-TB</b>								
	<b>Water</b>							
<b>Batch</b>	<b>R2731839</b>							
<b>WG1780562-6</b>	<b>DUP</b>	<b>L1386380-5</b>						
Conductivity (EC)		96.8	99.8		uS/cm	3.1	10	02-NOV-13
<b>WG1780562-11</b>	<b>LCS</b>							
Conductivity (EC)			98.0		%		90-110	02-NOV-13
<b>WG1780562-14</b>	<b>LCS</b>							
Conductivity (EC)			98.0		%		90-110	02-NOV-13
<b>WG1780562-2</b>	<b>LCS</b>							
Conductivity (EC)			95.7		%		90-110	02-NOV-13
<b>WG1780562-5</b>	<b>LCS</b>							
Conductivity (EC)			97.8		%		90-110	02-NOV-13



## Quality Control Report

Workorder: L1386380

Report Date: 20-NOV-13

Page 4 of 19

Test	Matrix	Reference	Result	Qualifier	Units	RPD	Limit	Analyzed
<b>EC-CAP-TB</b>								
<b>Water</b>								
<b>Batch</b>	<b>R2731839</b>							
<b>WG1780562-8</b>	<b>LCS</b>							
Conductivity (EC)			98.0		%		90-110	02-NOV-13
<b>WG1780562-1</b>	<b>MB</b>							
Conductivity (EC)			<3.0		uS/cm		3	02-NOV-13
<b>WG1780562-10</b>	<b>MB</b>							
Conductivity (EC)			<3.0		uS/cm		3	02-NOV-13
<b>WG1780562-13</b>	<b>MB</b>							
Conductivity (EC)			<3.0		uS/cm		3	02-NOV-13
<b>WG1780562-4</b>	<b>MB</b>							
Conductivity (EC)			<3.0		uS/cm		3	02-NOV-13
<b>WG1780562-7</b>	<b>MB</b>							
Conductivity (EC)			<3.0		uS/cm		3	02-NOV-13
<b>HG-D-CVAF-TB</b>								
<b>Water</b>								
<b>Batch</b>	<b>R2735688</b>							
<b>WG1783457-11</b>	<b>DUP</b>	<b>L1386380-9</b>						
Mercury (Hg)-Dissolved		<0.000010	<0.000010	RPD-NA	mg/L	N/A	20	06-NOV-13
<b>WG1783457-10</b>	<b>LCS</b>							
Mercury (Hg)-Dissolved			105.3		%		80-120	06-NOV-13
<b>WG1783457-2</b>	<b>LCS</b>							
Mercury (Hg)-Dissolved			102.4		%		80-120	06-NOV-13
<b>WG1783457-6</b>	<b>LCS</b>							
Mercury (Hg)-Dissolved			102.4		%		80-120	06-NOV-13
<b>WG1783457-1</b>	<b>MB</b>							
Mercury (Hg)-Dissolved			<0.000010		mg/L		0.00001	06-NOV-13
<b>WG1783457-5</b>	<b>MB</b>							
Mercury (Hg)-Dissolved			<0.000010		mg/L		0.00001	06-NOV-13
<b>WG1783457-9</b>	<b>MB</b>							
Mercury (Hg)-Dissolved			<0.000010		mg/L		0.00001	06-NOV-13
<b>WG1783457-12</b>	<b>MS</b>	<b>L1386380-9</b>						
Mercury (Hg)-Dissolved			91.0		%		70-130	06-NOV-13
<b>WG1783457-4</b>	<b>MS</b>	<b>L1385861-18</b>						
Mercury (Hg)-Dissolved			70.4		%		70-130	06-NOV-13
<b>WG1783457-8</b>	<b>MS</b>	<b>L1386299-16</b>						
Mercury (Hg)-Dissolved			84.8		%		70-130	06-NOV-13
<b>HG-T-CVAF-TB</b>								
<b>Water</b>								

## Quality Control Report

Workorder: L1386380

Report Date: 20-NOV-13

Page 5 of 19

Test	Matrix	Reference	Result	Qualifier	Units	RPD	Limit	Analyzed
<b>HG-T-CVAF-TB</b>								
<b>Water</b>								
<b>Batch</b>	<b>R2735006</b>							
<b>WG1782004-15</b>	<b>DUP</b>	<b>L1386380-14</b>						
Mercury (Hg)-Total		<0.000010	<0.000010	RPD-NA	mg/L	N/A	20	06-NOV-13
<b>WG1782004-14</b>	<b>LCS</b>							
Mercury (Hg)-Total			100.3		%		80-120	06-NOV-13
<b>WG1782004-13</b>	<b>MB</b>							
Mercury (Hg)-Total			<0.000010		mg/L		0.00001	06-NOV-13
<b>WG1782004-12</b>	<b>MS</b>	<b>L1385063-2</b>						
Mercury (Hg)-Total			80.9		%		70-130	06-NOV-13
<b>WG1782004-16</b>	<b>MS</b>	<b>L1386380-14</b>						
Mercury (Hg)-Total			95.4		%		70-130	06-NOV-13
<b>MET-D-CCMS-CL</b>								
<b>Water</b>								
<b>Batch</b>	<b>R2740508</b>							
<b>WG1787714-2</b>	<b>CRM</b>	<b>CVS</b>						
Aluminum (Al)-Dissolved			105.8		%		85-115	13-NOV-13
Antimony (Sb)-Dissolved			99.4		%		85-115	13-NOV-13
Arsenic (As)-Dissolved			107.2		%		85-115	13-NOV-13
Barium (Ba)-Dissolved			108.4		%		85-115	13-NOV-13
Beryllium (Be)-Dissolved			106.5		%		85-115	13-NOV-13
Bismuth (Bi)-Dissolved			95.1		%		85-115	13-NOV-13
Boron (B)-Dissolved			105.1		%		85-115	13-NOV-13
Cadmium (Cd)-Dissolved			97.3		%		85-115	13-NOV-13
Calcium (Ca)-Dissolved			105.6		%		85-115	13-NOV-13
Chromium (Cr)-Dissolved			101.4		%		85-115	13-NOV-13
Cobalt (Co)-Dissolved			104.2		%		85-115	13-NOV-13
Copper (Cu)-Dissolved			102.2		%		85-115	13-NOV-13
Lead (Pb)-Dissolved			102.4		%		85-115	13-NOV-13
Lithium (Li)-Dissolved			103.6		%		85-115	13-NOV-13
Magnesium (Mg)-Dissolved			103.0		%		85-115	13-NOV-13
Manganese (Mn)-Dissolved			103.0		%		85-115	13-NOV-13
Molybdenum (Mo)-Dissolved			106.7		%		85-115	13-NOV-13
Nickel (Ni)-Dissolved			105.8		%		85-115	13-NOV-13
Potassium (K)-Dissolved			99.5		%		85-115	13-NOV-13
Selenium (Se)-Dissolved			101.5		%		85-115	13-NOV-13
Silver (Ag)-Dissolved			101.3		%		85-115	13-NOV-13
Sodium (Na)-Dissolved			100.0		%		85-115	13-NOV-13
Strontium (Sr)-Dissolved			110.1		%		85-115	13-NOV-13



## Quality Control Report

Workorder: L1386380

Report Date: 20-NOV-13

Page 6 of 19

Test	Matrix	Reference	Result	Qualifier	Units	RPD	Limit	Analyzed
<b>MET-D-CCMS-CL</b>								
	<b>Water</b>							
<b>Batch</b>	<b>R2740508</b>							
<b>WG1787714-2</b>	<b>CRM</b>	<b>CVS</b>						
Thallium (Tl)-Dissolved			96.6		%		85-115	13-NOV-13
Titanium (Ti)-Dissolved			103.5		%		85-115	13-NOV-13
Tin (Sn)-Dissolved			97.3		%		85-115	13-NOV-13
Uranium (U)-Dissolved			92.7		%		85-115	13-NOV-13
Vanadium (V)-Dissolved			102.7		%		85-115	13-NOV-13
Zinc (Zn)-Dissolved			101.2		%		85-115	13-NOV-13
<b>WG1787714-6</b>	<b>DUP</b>	<b>L1386380-13</b>						
Aluminum (Al)-Dissolved		<0.0010	<0.0010	RPD-NA	mg/L	N/A	25	13-NOV-13
Antimony (Sb)-Dissolved		<0.00010	<0.00010	RPD-NA	mg/L	N/A	25	13-NOV-13
Arsenic (As)-Dissolved		<0.00010	<0.00010	RPD-NA	mg/L	N/A	25	13-NOV-13
Barium (Ba)-Dissolved		<0.000050	<0.000050	RPD-NA	mg/L	N/A	25	13-NOV-13
Beryllium (Be)-Dissolved		<0.00050	<0.00050	RPD-NA	mg/L	N/A	25	13-NOV-13
Bismuth (Bi)-Dissolved		<0.000050	<0.000050	RPD-NA	mg/L	N/A	25	13-NOV-13
Boron (B)-Dissolved		<0.010	<0.010	RPD-NA	mg/L	N/A	25	13-NOV-13
Cadmium (Cd)-Dissolved		<0.000010	<0.000010	RPD-NA	mg/L	N/A	25	13-NOV-13
Calcium (Ca)-Dissolved		<0.020	<0.020	RPD-NA	mg/L	N/A	25	13-NOV-13
Cesium (Cs)-Dissolved		<0.00010	<0.00010	RPD-NA	mg/L	N/A	25	13-NOV-13
Chromium (Cr)-Dissolved		<0.00010	<0.00010	RPD-NA	mg/L	N/A	25	13-NOV-13
Cobalt (Co)-Dissolved		<0.00010	<0.00010	RPD-NA	mg/L	N/A	25	13-NOV-13
Copper (Cu)-Dissolved		<0.00010	<0.00010	RPD-NA	mg/L	N/A	25	13-NOV-13
Iron (Fe)-Dissolved		<0.010	<0.010	RPD-NA	mg/L	N/A	25	13-NOV-13
Lead (Pb)-Dissolved		<0.000050	<0.000050	RPD-NA	mg/L	N/A	25	13-NOV-13
Lithium (Li)-Dissolved		<0.0050	<0.0050	RPD-NA	mg/L	N/A	25	13-NOV-13
Magnesium (Mg)-Dissolved		<0.0050	<0.0050	RPD-NA	mg/L	N/A	25	13-NOV-13
Manganese (Mn)-Dissolved		<0.000050	<0.000050	RPD-NA	mg/L	N/A	25	13-NOV-13
Molybdenum (Mo)-Dissolved		<0.000050	<0.000050	RPD-NA	mg/L	N/A	25	13-NOV-13
Nickel (Ni)-Dissolved		<0.00010	<0.00010	RPD-NA	mg/L	N/A	25	13-NOV-13
Potassium (K)-Dissolved		<0.050	<0.050	RPD-NA	mg/L	N/A	25	13-NOV-13
Rubidium (Rb)-Dissolved		<0.0010	<0.0010	RPD-NA	mg/L	N/A	25	13-NOV-13
Selenium (Se)-Dissolved		<0.00010	<0.00010	RPD-NA	mg/L	N/A	25	13-NOV-13
Silicon (Si)-Dissolved		<0.050	<0.050	RPD-NA	mg/L	N/A	25	13-NOV-13
Silver (Ag)-Dissolved		<0.000010	<0.000010	RPD-NA	mg/L	N/A	25	13-NOV-13
Sodium (Na)-Dissolved		0.090	0.083		mg/L	8.1	25	13-NOV-13
Strontium (Sr)-Dissolved		<0.00010	<0.00010	RPD-NA	mg/L	N/A	25	13-NOV-13



## Quality Control Report

Workorder: L1386380

Report Date: 20-NOV-13

Page 7 of 19

Test	Matrix	Reference	Result	Qualifier	Units	RPD	Limit	Analyzed
<b>MET-D-CCMS-CL</b>								
	<b>Water</b>							
<b>Batch</b>	<b>R2740508</b>							
<b>WG1787714-6</b>	<b>DUP</b>	<b>L1386380-13</b>						
Tellurium (Te)-Dissolved		<0.00060	<0.00060	RPD-NA	mg/L	N/A	25	13-NOV-13
Thallium (Tl)-Dissolved		<0.000050	<0.000050	RPD-NA	mg/L	N/A	25	13-NOV-13
Titanium (Ti)-Dissolved		<0.00030	<0.00030	RPD-NA	mg/L	N/A	25	13-NOV-13
Tin (Sn)-Dissolved		<0.00010	<0.00010	RPD-NA	mg/L	N/A	25	13-NOV-13
Uranium (U)-Dissolved		<0.000010	<0.000010	RPD-NA	mg/L	N/A	25	13-NOV-13
Vanadium (V)-Dissolved		<0.00010	<0.00010	RPD-NA	mg/L	N/A	25	13-NOV-13
Zinc (Zn)-Dissolved		<0.0050	<0.0050	RPD-NA	mg/L	N/A	25	13-NOV-13
Zirconium (Zr)-Dissolved		<0.0050	<0.0050	RPD-NA	mg/L	N/A	25	13-NOV-13
<b>WG1787714-7</b>	<b>DUP</b>	<b>L1386380-16</b>						
Aluminum (Al)-Dissolved		0.0415	0.0431		mg/L	3.6	25	13-NOV-13
Antimony (Sb)-Dissolved		<0.00010	<0.00010	RPD-NA	mg/L	N/A	25	13-NOV-13
Arsenic (As)-Dissolved		0.00041	0.00041		mg/L	0.5	25	13-NOV-13
Barium (Ba)-Dissolved		0.00938	0.00922		mg/L	1.8	25	13-NOV-13
Beryllium (Be)-Dissolved		<0.00050	<0.00050	RPD-NA	mg/L	N/A	25	13-NOV-13
Bismuth (Bi)-Dissolved		<0.000050	<0.000050	RPD-NA	mg/L	N/A	25	13-NOV-13
Boron (B)-Dissolved		<0.010	<0.010	RPD-NA	mg/L	N/A	25	13-NOV-13
Cadmium (Cd)-Dissolved		<0.000010	<0.000010	RPD-NA	mg/L	N/A	25	13-NOV-13
Calcium (Ca)-Dissolved		14.1	14.2		mg/L	0.5	25	13-NOV-13
Cesium (Cs)-Dissolved		<0.00010	<0.00010	RPD-NA	mg/L	N/A	25	13-NOV-13
Chromium (Cr)-Dissolved		0.00028	0.00027		mg/L	3.1	25	13-NOV-13
Cobalt (Co)-Dissolved		<0.00010	<0.00010	RPD-NA	mg/L	N/A	25	13-NOV-13
Copper (Cu)-Dissolved		0.00061	0.00062		mg/L	1.9	25	13-NOV-13
Iron (Fe)-Dissolved		0.160	0.159		mg/L	0.6	25	13-NOV-13
Lead (Pb)-Dissolved		0.000055	0.000054		mg/L	3.0	25	13-NOV-13
Lithium (Li)-Dissolved		<0.0050	<0.0050	RPD-NA	mg/L	N/A	25	13-NOV-13
Magnesium (Mg)-Dissolved		3.15	3.21		mg/L	1.9	25	13-NOV-13
Manganese (Mn)-Dissolved		0.0106	0.0106		mg/L	0.4	25	13-NOV-13
Molybdenum (Mo)-Dissolved		0.000143	0.000145		mg/L	1.3	25	13-NOV-13
Nickel (Ni)-Dissolved		0.00046	0.00049		mg/L	5.8	25	13-NOV-13
Potassium (K)-Dissolved		1.06	1.06		mg/L	0.4	25	13-NOV-13
Rubidium (Rb)-Dissolved		0.0017	0.0018		mg/L	3.3	25	13-NOV-13
Selenium (Se)-Dissolved		0.00010	<0.00010	RPD-NA	mg/L	N/A	25	13-NOV-13
Silicon (Si)-Dissolved		2.44	2.42		mg/L	0.8	25	13-NOV-13
Silver (Ag)-Dissolved		<0.000010	<0.000010	RPD-NA	mg/L	N/A	25	13-NOV-13



## Quality Control Report

Workorder: L1386380

Report Date: 20-NOV-13

Page 8 of 19

Test	Matrix	Reference	Result	Qualifier	Units	RPD	Limit	Analyzed
<b>MET-D-CCMS-CL</b>								
	<b>Water</b>							
<b>Batch</b>	<b>R2740508</b>							
<b>WG1787714-7</b>	<b>DUP</b>	<b>L1386380-16</b>						
Sodium (Na)-Dissolved		5.79	5.79		mg/L	0.1	25	13-NOV-13
Strontium (Sr)-Dissolved		0.0357	0.0352		mg/L	1.2	25	13-NOV-13
Tellurium (Te)-Dissolved		<0.00060	<0.00060	RPD-NA	mg/L	N/A	25	13-NOV-13
Thallium (Tl)-Dissolved		<0.000050	<0.000050	RPD-NA	mg/L	N/A	25	13-NOV-13
Titanium (Ti)-Dissolved		0.00075	0.00076		mg/L	1.3	25	13-NOV-13
Tin (Sn)-Dissolved		0.00016	0.00015		mg/L	2.3	25	13-NOV-13
Uranium (U)-Dissolved		0.000093	0.000087		mg/L	6.3	25	13-NOV-13
Vanadium (V)-Dissolved		0.00028	0.00031		mg/L	9.1	25	13-NOV-13
Zinc (Zn)-Dissolved		<0.0050	<0.0050	RPD-NA	mg/L	N/A	25	13-NOV-13
Zirconium (Zr)-Dissolved		<0.0050	<0.0050	RPD-NA	mg/L	N/A	25	13-NOV-13
<b>WG1787714-1</b>	<b>MB</b>							
Aluminum (Al)-Dissolved			<0.0010		mg/L		0.001	13-NOV-13
Antimony (Sb)-Dissolved			<0.00010		mg/L		0.0001	13-NOV-13
Arsenic (As)-Dissolved			<0.00010		mg/L		0.0001	13-NOV-13
Barium (Ba)-Dissolved			<0.000050		mg/L		0.00005	13-NOV-13
Beryllium (Be)-Dissolved			<0.00050		mg/L		0.0005	13-NOV-13
Bismuth (Bi)-Dissolved			<0.000050		mg/L		0.00005	13-NOV-13
Boron (B)-Dissolved			<0.010		mg/L		0.01	13-NOV-13
Cadmium (Cd)-Dissolved			<0.000010		mg/L		0.00001	13-NOV-13
Calcium (Ca)-Dissolved			<0.020		mg/L		0.02	13-NOV-13
Cesium (Cs)-Dissolved			<0.00010		mg/L		0.0001	13-NOV-13
Chromium (Cr)-Dissolved			<0.00010		mg/L		0.0001	13-NOV-13
Cobalt (Co)-Dissolved			<0.00010		mg/L		0.0001	13-NOV-13
Copper (Cu)-Dissolved			<0.00010		mg/L		0.0001	13-NOV-13
Iron (Fe)-Dissolved			<0.010		mg/L		0.01	13-NOV-13
Lead (Pb)-Dissolved			<0.000050		mg/L		0.00005	13-NOV-13
Lithium (Li)-Dissolved			<0.0050		mg/L		0.005	13-NOV-13
Magnesium (Mg)-Dissolved			<0.0050		mg/L		0.005	13-NOV-13
Manganese (Mn)-Dissolved			<0.000050		mg/L		0.00005	13-NOV-13
Molybdenum (Mo)-Dissolved			<0.000050		mg/L		0.00005	13-NOV-13
Nickel (Ni)-Dissolved			<0.00010		mg/L		0.0001	13-NOV-13
Potassium (K)-Dissolved			<0.050		mg/L		0.05	13-NOV-13
Rubidium (Rb)-Dissolved			<0.0010		mg/L		0.001	13-NOV-13
Selenium (Se)-Dissolved			<0.00010		mg/L		0.0001	13-NOV-13



## Quality Control Report

Workorder: L1386380

Report Date: 20-NOV-13

Page 9 of 19

Test	Matrix	Reference	Result	Qualifier	Units	RPD	Limit	Analyzed
<b>MET-D-CCMS-CL</b>								
	<b>Water</b>							
<b>Batch</b>	<b>R2740508</b>							
<b>WG1787714-1</b>	<b>MB</b>							
Silicon (Si)-Dissolved			<0.050		mg/L		0.05	13-NOV-13
Silver (Ag)-Dissolved			<0.000010		mg/L		0.00001	13-NOV-13
Sodium (Na)-Dissolved			<0.050		mg/L		0.05	13-NOV-13
Strontium (Sr)-Dissolved			<0.00010		mg/L		0.0001	13-NOV-13
Tellurium (Te)-Dissolved			<0.00060		mg/L		0.0006	13-NOV-13
Thallium (Tl)-Dissolved			<0.000050		mg/L		0.00005	13-NOV-13
Titanium (Ti)-Dissolved			<0.00030		mg/L		0.0003	13-NOV-13
Tin (Sn)-Dissolved			<0.00010		mg/L		0.0001	13-NOV-13
Uranium (U)-Dissolved			<0.000010		mg/L		0.00001	13-NOV-13
Vanadium (V)-Dissolved			<0.00010		mg/L		0.0001	13-NOV-13
Zinc (Zn)-Dissolved			<0.0050		mg/L		0.005	13-NOV-13
Zirconium (Zr)-Dissolved			<0.0050		mg/L		0.005	13-NOV-13
<b>MET-T-CCMS-CL</b>								
	<b>Water</b>							
<b>Batch</b>	<b>R2741667</b>							
<b>WG1787693-2</b>	<b>CRM</b>	<b>TMRM</b>						
Aluminum (Al)-Total			101.8		%		80-120	14-NOV-13
Antimony (Sb)-Total			113.2		%		80-120	14-NOV-13
Arsenic (As)-Total			113.8		%		80-120	14-NOV-13
Barium (Ba)-Total			116.1		%		80-120	14-NOV-13
Beryllium (Be)-Total			99.2		%		80-120	14-NOV-13
Bismuth (Bi)-Total			98.8		%		80-120	14-NOV-13
Boron (B)-Total			82.9		%		80-120	14-NOV-13
Cadmium (Cd)-Total			101.1		%		80-120	14-NOV-13
Calcium (Ca)-Total			105.5		%		80-120	14-NOV-13
Chromium (Cr)-Total			106.5		%		80-120	14-NOV-13
Cobalt (Co)-Total			103.0		%		80-120	14-NOV-13
Copper (Cu)-Total			101.5		%		80-120	14-NOV-13
Iron (Fe)-Total			102.5		%		80-120	14-NOV-13
Lead (Pb)-Total			101.7		%		80-120	14-NOV-13
Lithium (Li)-Total			92.4		%		80-120	14-NOV-13
Magnesium (Mg)-Total			89.4		%		80-120	14-NOV-13
Manganese (Mn)-Total			105.1		%		80-120	14-NOV-13
Molybdenum (Mo)-Total			106.4		%		80-120	14-NOV-13
Nickel (Ni)-Total			105.1		%		80-120	14-NOV-13



## Quality Control Report

Workorder: L1386380

Report Date: 20-NOV-13

Page 10 of 19

Test	Matrix	Reference	Result	Qualifier	Units	RPD	Limit	Analyzed
<b>MET-T-CCMS-CL</b>								
	<b>Water</b>							
<b>Batch</b>	<b>R2741667</b>							
<b>WG1787693-2</b>	<b>CRM</b>	<b>TMRM</b>						
Potassium (K)-Total			106.6		%		80-120	14-NOV-13
Selenium (Se)-Total			97.7		%		80-120	14-NOV-13
Silicon (Si)-Total			114.9		%		80-120	14-NOV-13
Silver (Ag)-Total			106.6		%		80-120	14-NOV-13
Sodium (Na)-Total			98.8		%		80-120	14-NOV-13
Strontium (Sr)-Total			98.4		%		80-120	14-NOV-13
Thallium (Tl)-Total			99.8		%		80-120	14-NOV-13
Tin (Sn)-Total			105.6		%		80-120	14-NOV-13
Titanium (Ti)-Total			103.8		%		80-120	14-NOV-13
Uranium (U)-Total			95.0		%		80-120	14-NOV-13
Vanadium (V)-Total			110.5		%		80-120	14-NOV-13
Zinc (Zn)-Total			100.7		%		80-120	14-NOV-13
<b>WG1787693-4</b>	<b>DUP</b>	<b>L1386380-8</b>						
Aluminum (Al)-Total		0.0995	0.0998		mg/L	0.2	20	14-NOV-13
Antimony (Sb)-Total		<0.00010	<0.00010	RPD-NA	mg/L	N/A	20	14-NOV-13
Arsenic (As)-Total		0.00078	0.00082		mg/L	4.4	20	14-NOV-13
Barium (Ba)-Total		0.00927	0.00947		mg/L	2.1	20	14-NOV-13
Beryllium (Be)-Total		<0.00050	<0.00050	RPD-NA	mg/L	N/A	20	14-NOV-13
Bismuth (Bi)-Total		<0.000050	<0.000050	RPD-NA	mg/L	N/A	20	14-NOV-13
Boron (B)-Total		<0.010	<0.010	RPD-NA	mg/L	N/A	20	14-NOV-13
Cadmium (Cd)-Total		<0.000010	<0.000010	RPD-NA	mg/L	N/A	20	14-NOV-13
Calcium (Ca)-Total		15.2	15.0		mg/L	1.4	20	14-NOV-13
Cesium (Cs)-Total		<0.00010	<0.00010	RPD-NA	mg/L	N/A	25	14-NOV-13
Chromium (Cr)-Total		0.00055	0.00053		mg/L	3.3	20	14-NOV-13
Cobalt (Co)-Total		0.00016	0.00017		mg/L	8.4	20	14-NOV-13
Copper (Cu)-Total		0.00075	0.00076		mg/L	1.2	20	14-NOV-13
Iron (Fe)-Total		1.03	1.03		mg/L	0.1	25	14-NOV-13
Lead (Pb)-Total		0.000085	0.000093		mg/L	9.4	20	14-NOV-13
Lithium (Li)-Total		<0.0050	<0.0050	RPD-NA	mg/L	N/A	20	14-NOV-13
Magnesium (Mg)-Total		2.56	2.55		mg/L	0.6	20	14-NOV-13
Manganese (Mn)-Total		0.0350	0.0342		mg/L	2.2	20	14-NOV-13
Molybdenum (Mo)-Total		0.000208	0.000213		mg/L	2.3	20	14-NOV-13
Nickel (Ni)-Total		0.00063	0.00059		mg/L	7.8	20	14-NOV-13
Potassium (K)-Total		0.679	0.662		mg/L	2.5	20	14-NOV-13



## Quality Control Report

Workorder: L1386380

Report Date: 20-NOV-13

Page 11 of 19

Test	Matrix	Reference	Result	Qualifier	Units	RPD	Limit	Analyzed
<b>MET-T-CCMS-CL</b>								
	<b>Water</b>							
<b>Batch</b>	<b>R2741667</b>							
<b>WG1787693-4</b>	<b>DUP</b>	<b>L1386380-8</b>						
Rubidium (Rb)-Total		0.0016	0.0015		mg/L	3.7	25	14-NOV-13
Selenium (Se)-Total		<0.00010	<0.00010	RPD-NA	mg/L	N/A	20	14-NOV-13
Silicon (Si)-Total		5.91	5.84		mg/L	1.3	25	14-NOV-13
Silver (Ag)-Total		<0.000010	<0.000010	RPD-NA	mg/L	N/A	20	14-NOV-13
Sodium (Na)-Total		1.39	1.37		mg/L	1.5	20	14-NOV-13
Strontium (Sr)-Total		0.0290	0.0295		mg/L	1.6	20	14-NOV-13
Tellurium (Te)-Total		<0.00060	<0.00060	RPD-NA	mg/L	N/A	25	14-NOV-13
Thallium (Tl)-Total		<0.000050	<0.000050	RPD-NA	mg/L	N/A	20	14-NOV-13
Tin (Sn)-Total		<0.00010	<0.00010	RPD-NA	mg/L	N/A	20	14-NOV-13
Titanium (Ti)-Total		0.00292	0.00283		mg/L	2.8	20	14-NOV-13
Uranium (U)-Total		0.000058	0.000061		mg/L	5.1	20	14-NOV-13
Vanadium (V)-Total		0.00090	0.00089		mg/L	1.3	20	14-NOV-13
Zinc (Zn)-Total		<0.0050	<0.0050	RPD-NA	mg/L	N/A	20	14-NOV-13
Zirconium (Zr)-Total		<0.0050	<0.0050	RPD-NA	mg/L	N/A	25	14-NOV-13
<b>Batch</b>	<b>R2744610</b>							
<b>WG1790419-1</b>	<b>MB</b>							
Aluminum (Al)-Total			<0.0030		mg/L		0.003	18-NOV-13
Antimony (Sb)-Total			<0.00010		mg/L		0.0001	18-NOV-13
Arsenic (As)-Total			<0.00010		mg/L		0.0001	18-NOV-13
Barium (Ba)-Total			<0.000050		mg/L		0.00005	18-NOV-13
Beryllium (Be)-Total			<0.00050		mg/L		0.0005	18-NOV-13
Bismuth (Bi)-Total			<0.000050		mg/L		0.00005	18-NOV-13
Boron (B)-Total			<0.010		mg/L		0.01	18-NOV-13
Cadmium (Cd)-Total			<0.000010		mg/L		0.00001	18-NOV-13
Calcium (Ca)-Total			<0.020		mg/L		0.02	18-NOV-13
Cesium (Cs)-Total			<0.00010		mg/L		0.0001	18-NOV-13
Chromium (Cr)-Total			<0.00010		mg/L		0.0001	18-NOV-13
Cobalt (Co)-Total			<0.00010		mg/L		0.0001	18-NOV-13
Copper (Cu)-Total			<0.00010		mg/L		0.0001	18-NOV-13
Iron (Fe)-Total			<0.010		mg/L		0.01	18-NOV-13
Lead (Pb)-Total			<0.000050		mg/L		0.00005	18-NOV-13
Lithium (Li)-Total			<0.0050		mg/L		0.005	18-NOV-13
Magnesium (Mg)-Total			<0.0050		mg/L		0.005	18-NOV-13
Manganese (Mn)-Total			<0.000050		mg/L		0.00005	18-NOV-13



## Quality Control Report

Workorder: L1386380

Report Date: 20-NOV-13

Page 12 of 19

Test	Matrix	Reference	Result	Qualifier	Units	RPD	Limit	Analyzed
<b>MET-T-CCMS-CL</b>								
	<b>Water</b>							
<b>Batch</b>	<b>R2744610</b>							
<b>WG1790419-1</b>	<b>MB</b>							
Molybdenum (Mo)-Total			<0.000050		mg/L		0.00005	18-NOV-13
Nickel (Ni)-Total			<0.00010		mg/L		0.0001	18-NOV-13
Potassium (K)-Total			<0.050		mg/L		0.05	18-NOV-13
Rubidium (Rb)-Total			<0.0010		mg/L		0.001	18-NOV-13
Selenium (Se)-Total			<0.00010		mg/L		0.0001	18-NOV-13
Silicon (Si)-Total			<0.050		mg/L		0.05	18-NOV-13
Silver (Ag)-Total			<0.000010		mg/L		0.00001	18-NOV-13
Sodium (Na)-Total			<0.050		mg/L		0.05	18-NOV-13
Strontium (Sr)-Total			<0.00010		mg/L		0.0001	18-NOV-13
Tellurium (Te)-Total			<0.00060		mg/L		0.0006	18-NOV-13
Thallium (Tl)-Total			<0.000050		mg/L		0.00005	18-NOV-13
Tin (Sn)-Total			<0.00010		mg/L		0.0001	18-NOV-13
Titanium (Ti)-Total			<0.00030		mg/L		0.0003	18-NOV-13
Uranium (U)-Total			<0.000010		mg/L		0.00001	18-NOV-13
Vanadium (V)-Total			<0.00010		mg/L		0.0001	18-NOV-13
Zinc (Zn)-Total			<0.0050		mg/L		0.005	18-NOV-13
Zirconium (Zr)-Total			<0.0050		mg/L		0.005	18-NOV-13
<b>NH3-COL-TB</b>								
	<b>Water</b>							
<b>Batch</b>	<b>R2737972</b>							
<b>WG1784768-16</b>	<b>DUP</b>	<b>L1386380-2</b>						
Ammonia, Total (as N)		<0.020	<0.020	RPD-NA	mg/L	N/A	20	08-NOV-13
<b>WG1784768-10</b>	<b>LCS</b>							
Ammonia, Total (as N)			102.5		%		85-115	08-NOV-13
<b>WG1784768-14</b>	<b>LCS</b>							
Ammonia, Total (as N)			101.5		%		85-115	08-NOV-13
<b>WG1784768-18</b>	<b>LCS</b>							
Ammonia, Total (as N)			103.0		%		85-115	08-NOV-13
<b>WG1784768-2</b>	<b>LCS</b>							
Ammonia, Total (as N)			101.3		%		85-115	08-NOV-13
<b>WG1784768-26</b>	<b>LCS</b>							
Ammonia, Total (as N)			102.7		%		85-115	08-NOV-13
<b>WG1784768-6</b>	<b>LCS</b>							
Ammonia, Total (as N)			102.1		%		85-115	08-NOV-13
<b>WG1784768-1</b>	<b>MB</b>							
Ammonia, Total (as N)			<0.020		mg/L		0.02	08-NOV-13
<b>WG1784768-13</b>	<b>MB</b>							

## Quality Control Report

Workorder: L1386380

Report Date: 20-NOV-13

Page 13 of 19

Test	Matrix	Reference	Result	Qualifier	Units	RPD	Limit	Analyzed
<b>NH3-COL-TB</b>								
<b>Water</b>								
<b>Batch</b>	<b>R2737972</b>							
<b>WG1784768-13 MB</b>								
Ammonia, Total (as N)			<0.020		mg/L		0.02	08-NOV-13
<b>WG1784768-17 MB</b>								
Ammonia, Total (as N)			<0.020		mg/L		0.02	08-NOV-13
<b>WG1784768-25 MB</b>								
Ammonia, Total (as N)			<0.020		mg/L		0.02	08-NOV-13
<b>WG1784768-5 MB</b>								
Ammonia, Total (as N)			<0.020		mg/L		0.02	08-NOV-13
<b>WG1784768-9 MB</b>								
Ammonia, Total (as N)			<0.020		mg/L		0.02	08-NOV-13
<b>WG1784768-12 MS</b>		<b>L1386299-33</b>						
Ammonia, Total (as N)			N/A	MS-B	%		-	08-NOV-13
<b>WG1784768-15 MS</b>		<b>L1386380-2</b>						
Ammonia, Total (as N)			86.2		%		75-125	08-NOV-13
<b>WG1784768-19 MS</b>		<b>L1386428-2</b>						
Ammonia, Total (as N)			102.0		%		75-125	08-NOV-13
<b>WG1784768-27 MS</b>		<b>L1387313-1</b>						
Ammonia, Total (as N)			N/A	MS-B	%		-	08-NOV-13
<b>WG1784768-4 MS</b>		<b>L1385684-5</b>						
Ammonia, Total (as N)			89.1		%		75-125	08-NOV-13
<b>WG1784768-8 MS</b>		<b>L1386299-16</b>						
Ammonia, Total (as N)			96.6		%		75-125	08-NOV-13
<b>Batch</b>	<b>R2739997</b>							
<b>WG1786515-10 LCS</b>								
Ammonia, Total (as N)			108.8		%		85-115	12-NOV-13
<b>WG1786515-14 LCS</b>								
Ammonia, Total (as N)			111.3		%		85-115	12-NOV-13
<b>WG1786515-18 LCS</b>								
Ammonia, Total (as N)			104.3		%		85-115	12-NOV-13
<b>WG1786515-2 LCS</b>								
Ammonia, Total (as N)			104.3		%		85-115	12-NOV-13
<b>WG1786515-6 LCS</b>								
Ammonia, Total (as N)			105.4		%		85-115	12-NOV-13
<b>WG1786515-1 MB</b>								
Ammonia, Total (as N)			<0.020		mg/L		0.02	12-NOV-13
<b>WG1786515-13 MB</b>								
Ammonia, Total (as N)			<0.020		mg/L		0.02	12-NOV-13
<b>WG1786515-17 MB</b>								
Ammonia, Total (as N)			<0.020		mg/L		0.02	12-NOV-13

## Quality Control Report

Workorder: L1386380

Report Date: 20-NOV-13

Page 14 of 19

Test	Matrix	Reference	Result	Qualifier	Units	RPD	Limit	Analyzed
<b>NH3-COL-TB</b>								
	<b>Water</b>							
<b>Batch</b>	<b>R2739997</b>							
<b>WG1786515-5 MB</b>								
Ammonia, Total (as N)			<0.020		mg/L		0.02	12-NOV-13
<b>WG1786515-9 MB</b>								
Ammonia, Total (as N)			<0.020		mg/L		0.02	12-NOV-13
<b>WG1786515-12 MS</b>		<b>L1387750-2</b>						
Ammonia, Total (as N)			94.6		%		75-125	12-NOV-13
<b>WG1786515-16 MS</b>		<b>L1388079-3</b>						
Ammonia, Total (as N)			88.6		%		75-125	12-NOV-13
<b>WG1786515-20 MS</b>		<b>L1389014-2</b>						
Ammonia, Total (as N)			82.6		%		75-125	12-NOV-13
<b>WG1786515-4 MS</b>		<b>L1387732-2</b>						
Ammonia, Total (as N)			84.5		%		75-125	12-NOV-13
<b>WG1786515-8 MS</b>		<b>L1387750-3</b>						
Ammonia, Total (as N)			81.0		%		75-125	12-NOV-13
<b>NO2-IC-TB</b>								
	<b>Water</b>							
<b>Batch</b>	<b>R2732911</b>							
<b>WG1780275-3 DUP</b>		<b>L1386380-3</b>						
Nitrite (as N)		<0.020	<0.020	RPD-NA	mg/L	N/A	20	01-NOV-13
<b>WG1780275-10 LCS</b>								
Nitrite (as N)			100.8		%		90-110	01-NOV-13
<b>WG1780275-14 LCS</b>								
Nitrite (as N)			99.4		%		90-110	01-NOV-13
<b>WG1780275-2 LCS</b>								
Nitrite (as N)			98.9		%		90-110	01-NOV-13
<b>WG1780275-6 LCS</b>								
Nitrite (as N)			101.0		%		90-110	01-NOV-13
<b>WG1780275-1 MB</b>								
Nitrite (as N)			<0.020		mg/L		0.02	01-NOV-13
<b>WG1780275-5 MB</b>								
Nitrite (as N)			<0.020		mg/L		0.02	01-NOV-13
<b>WG1780275-9 MB</b>								
Nitrite (as N)			<0.020		mg/L		0.02	01-NOV-13
<b>WG1780275-4 MS</b>		<b>L1386380-3</b>						
Nitrite (as N)			98.6		%		75-115	01-NOV-13
<b>WG1780275-8 MS</b>		<b>L1386047-1</b>						
Nitrite (as N)			97.5		%		75-115	01-NOV-13
<b>NO3-IC-TB</b>								
	<b>Water</b>							





## Quality Control Report

Workorder: L1386380

Report Date: 20-NOV-13

Page 15 of 19

Test	Matrix	Reference	Result	Qualifier	Units	RPD	Limit	Analyzed
<b>NO3-IC-TB</b>								
<b>Water</b>								
<b>Batch</b>	<b>R2732911</b>							
<b>WG1780275-3</b>	<b>DUP</b>	<b>L1386380-3</b>						
Nitrate (as N)		0.045	0.037		mg/L	20	20	01-NOV-13
<b>WG1780275-10</b>	<b>LCS</b>							
Nitrate (as N)			101.4		%		90-110	01-NOV-13
<b>WG1780275-14</b>	<b>LCS</b>							
Nitrate (as N)			100.8		%		90-110	01-NOV-13
<b>WG1780275-2</b>	<b>LCS</b>							
Nitrate (as N)			101.9		%		90-110	01-NOV-13
<b>WG1780275-6</b>	<b>LCS</b>							
Nitrate (as N)			101.5		%		90-110	01-NOV-13
<b>WG1780275-1</b>	<b>MB</b>							
Nitrate (as N)			<0.030		mg/L		0.03	01-NOV-13
<b>WG1780275-5</b>	<b>MB</b>							
Nitrate (as N)			<0.030		mg/L		0.03	01-NOV-13
<b>WG1780275-9</b>	<b>MB</b>							
Nitrate (as N)			<0.030		mg/L		0.03	01-NOV-13
<b>WG1780275-4</b>	<b>MS</b>	<b>L1386380-3</b>						
Nitrate (as N)			98.6		%		75-125	01-NOV-13
<b>WG1780275-8</b>	<b>MS</b>	<b>L1386047-1</b>						
Nitrate (as N)			99.6		%		75-125	01-NOV-13
<b>OGG-TOT-WT</b>								
<b>Water</b>								
<b>Batch</b>	<b>R2737001</b>							
<b>WG1783910-2</b>	<b>LCS</b>							
Oil and Grease, Total			94.7		%		70-130	07-NOV-13
<b>WG1783910-3</b>	<b>LCSD</b>	<b>WG1783910-2</b>						
Oil and Grease, Total		94.7	91		%	4.4	40	07-NOV-13
<b>WG1783910-1</b>	<b>MB</b>							
Oil and Grease, Total			<2.0		mg/L		2	07-NOV-13
<b>Batch</b>	<b>R2740392</b>							
<b>WG1784318-2</b>	<b>LCS</b>							
Oil and Grease, Total			87.4		%		70-130	07-NOV-13
<b>WG1784318-3</b>	<b>LCSD</b>	<b>WG1784318-2</b>						
Oil and Grease, Total		87.4	90		%	2.5	40	07-NOV-13
<b>WG1784318-1</b>	<b>MB</b>							
Oil and Grease, Total			<2.0		mg/L		2	07-NOV-13
<b>P-T-COL-TB</b>								
<b>Water</b>								

## Quality Control Report

Workorder: L1386380

Report Date: 20-NOV-13

Page 16 of 19

Test	Matrix	Reference	Result	Qualifier	Units	RPD	Limit	Analyzed
<b>P-T-COL-TB</b>								
<b>Water</b>								
<b>Batch</b>	<b>R2735105</b>							
<b>WG1781649-15</b>	<b>DUP</b>	<b>L1386380-11</b>						
Phosphorus (P)-Total		0.0245	0.0237		mg/L	3.5	20	06-NOV-13
<b>WG1781649-10</b>	<b>LCS</b>							
Phosphorus (P)-Total			101.0		%		80-120	06-NOV-13
<b>WG1781649-14</b>	<b>LCS</b>							
Phosphorus (P)-Total			100.5		%		80-120	06-NOV-13
<b>WG1781649-2</b>	<b>LCS</b>							
Phosphorus (P)-Total			104.4		%		80-120	06-NOV-13
<b>WG1781649-6</b>	<b>LCS</b>							
Phosphorus (P)-Total			100.5		%		80-120	06-NOV-13
<b>WG1781649-1</b>	<b>MB</b>							
Phosphorus (P)-Total			<0.0050		mg/L		0.005	06-NOV-13
<b>WG1781649-13</b>	<b>MB</b>							
Phosphorus (P)-Total			<0.0050		mg/L		0.005	06-NOV-13
<b>WG1781649-5</b>	<b>MB</b>							
Phosphorus (P)-Total			<0.0050		mg/L		0.005	06-NOV-13
<b>WG1781649-9</b>	<b>MB</b>							
Phosphorus (P)-Total			<0.0050		mg/L		0.005	06-NOV-13
<b>WG1781649-16</b>	<b>MS</b>	<b>L1386380-11</b>						
Phosphorus (P)-Total			104.1		%		70-130	06-NOV-13
<b>WG1781649-4</b>	<b>MS</b>	<b>L1385856-1</b>						
Phosphorus (P)-Total			96.8		%		70-130	06-NOV-13
<b>WG1781649-8</b>	<b>MS</b>	<b>L1386047-1</b>						
Phosphorus (P)-Total			99.4		%		70-130	06-NOV-13
<b>PH-CAP-TB</b>								
<b>Water</b>								
<b>Batch</b>	<b>R2731839</b>							
<b>WG1780562-6</b>	<b>DUP</b>	<b>L1386380-5</b>						
pH		7.49	7.47	J	pH	0.02	0.2	02-NOV-13
<b>WG1780562-11</b>	<b>LCS</b>							
pH			6.02		pH		5.9-6.1	02-NOV-13
<b>WG1780562-14</b>	<b>LCS</b>							
pH			6.02		pH		5.9-6.1	02-NOV-13
<b>WG1780562-2</b>	<b>LCS</b>							
pH			6.01		pH		5.9-6.1	02-NOV-13
<b>WG1780562-5</b>	<b>LCS</b>							
pH			6.02		pH		5.9-6.1	02-NOV-13
<b>WG1780562-8</b>	<b>LCS</b>							
pH			6.01		pH		5.9-6.1	02-NOV-13



## Quality Control Report

Workorder: L1386380

Report Date: 20-NOV-13

Page 17 of 19

Test	Matrix	Reference	Result	Qualifier	Units	RPD	Limit	Analyzed
<b>SO4-IC-TB</b>								
<b>Water</b>								
<b>Batch</b>	<b>R2732911</b>							
<b>WG1780275-3</b>	<b>DUP</b>	<b>L1386380-3</b>						
Sulfate (SO4)		2.08	1.93		mg/L	7.2	20	01-NOV-13
<b>WG1780275-10</b>	<b>LCS</b>							
Sulfate (SO4)			102.9		%		90-110	01-NOV-13
<b>WG1780275-14</b>	<b>LCS</b>							
Sulfate (SO4)			102.4		%		90-110	01-NOV-13
<b>WG1780275-2</b>	<b>LCS</b>							
Sulfate (SO4)			103.5		%		90-110	01-NOV-13
<b>WG1780275-6</b>	<b>LCS</b>							
Sulfate (SO4)			103.4		%		90-110	01-NOV-13
<b>WG1780275-1</b>	<b>MB</b>							
Sulfate (SO4)			<0.30		mg/L		0.3	01-NOV-13
<b>WG1780275-5</b>	<b>MB</b>							
Sulfate (SO4)			<0.30		mg/L		0.3	01-NOV-13
<b>WG1780275-9</b>	<b>MB</b>							
Sulfate (SO4)			<0.30		mg/L		0.3	01-NOV-13
<b>WG1780275-4</b>	<b>MS</b>	<b>L1386380-3</b>						
Sulfate (SO4)			100.2		%		75-125	01-NOV-13
<b>WG1780275-8</b>	<b>MS</b>	<b>L1386047-1</b>						
Sulfate (SO4)			100.7		%		75-125	01-NOV-13
<b>SOLIDS-TOTSUS-TB</b>								
<b>Water</b>								
<b>Batch</b>	<b>R2733603</b>							
<b>WG1781450-3</b>	<b>DUP</b>	<b>L1386380-11</b>						
Total Suspended Solids		<2.0	<2.0	RPD-NA	mg/L	N/A	20	04-NOV-13
<b>WG1781450-2</b>	<b>LCS</b>							
Total Suspended Solids			102.7		%		85-115	04-NOV-13
<b>WG1781450-1</b>	<b>MB</b>							
Total Suspended Solids			<2.0		mg/L		2	04-NOV-13
<b>Batch</b>	<b>R2733968</b>							
<b>WG1781617-3</b>	<b>DUP</b>	<b>L1386380-16</b>						
Total Suspended Solids		<2.0	<2.0	RPD-NA	mg/L	N/A	20	04-NOV-13
<b>WG1781617-2</b>	<b>LCS</b>							
Total Suspended Solids			95.6		%		85-115	04-NOV-13
<b>WG1781617-1</b>	<b>MB</b>							
Total Suspended Solids			<2.0		mg/L		2	04-NOV-13

# Quality Control Report

Workorder: L1386380

Report Date: 20-NOV-13

Page 18 of 19

## Legend:

---

Limit	ALS Control Limit (Data Quality Objectives)
DUP	Duplicate
RPD	Relative Percent Difference
N/A	Not Available
LCS	Laboratory Control Sample
SRM	Standard Reference Material
MS	Matrix Spike
MSD	Matrix Spike Duplicate
ADE	Average Desorption Efficiency
MB	Method Blank
IRM	Internal Reference Material
CRM	Certified Reference Material
CCV	Continuing Calibration Verification
CVS	Calibration Verification Standard
LCSD	Laboratory Control Sample Duplicate

## Sample Parameter Qualifier Definitions:

---

Qualifier	Description
J	Duplicate results and limits are expressed in terms of absolute difference.
MS-B	Matrix Spike recovery could not be accurately calculated due to high analyte background in sample.
RPD-NA	Relative Percent Difference Not Available due to result(s) being less than detection limit.

---

# Quality Control Report

Workorder: L1386380

Report Date: 20-NOV-13

Page 19 of 19

## Hold Time Exceedances:

---

ALS Product Description	Sample ID	Sampling Date	Date Processed	Rec. HT	Actual HT	Units	Qualifier
<b>Anions and Nutrients</b>							
Ammonia by Discrete Analyzer	13	30-OCT-13 12:00	12-NOV-13 12:46	10	13	days	EHT

## Legend & Qualifier Definitions:

---

EHTR-FM: Exceeded ALS recommended hold time prior to sample receipt. Field Measurement recommended.  
EHTR: Exceeded ALS recommended hold time prior to sample receipt.  
EHTL: Exceeded ALS recommended hold time prior to analysis. Sample was received less than 24 hours prior to expiry.  
EHT: Exceeded ALS recommended hold time prior to analysis.  
Rec. HT: ALS recommended hold time (see units).

### Notes\*:

Where actual sampling date is not provided to ALS, the date (& time) of receipt is used for calculation purposes.  
Where actual sampling time is not provided to ALS, the earlier of 12 noon on the sampling date or the time (& date) of receipt is used for calculation purposes. Samples for L1386380 were received on 01-NOV-13 10:30.

ALS recommended hold times may vary by province. They are assigned to meet known provincial and/or federal government requirements. In the absence of regulatory hold times, ALS establishes recommendations based on guidelines published by the US EPA, APHA Standard Methods, or Environment Canada (where available). For more information, please contact ALS.

---

The ALS Quality Control Report is provided to ALS clients upon request. ALS includes comprehensive QC checks with every analysis to ensure our high standards of quality are met. Each QC result has a known or expected target value, which is compared against pre-determined data quality objectives to provide confidence in the accuracy of associated test results.

Please note that this report may contain QC results from anonymous Sample Duplicates and Matrix Spikes that do not originate from this Work Order.

L1386380

<b>Company:</b> Treasury Metals		<b>Regulatory Information</b>				<b>Both questions below must answered for water samples</b>																															
<b>Contact:</b> Mac Potter		<input checked="" type="checkbox"/> O. Reg 153 (O. Reg 511 Amend) Table				Are any samples taken from a regulated DW System? <input type="checkbox"/> Yes <input checked="" type="checkbox"/> No																															
<b>Address:</b> 899 Tree Nursery Rd		Record of Site Condition <input type="checkbox"/> Yes <input type="checkbox"/> No				If yes, an authorized DW COC must be used.																															
Wabigoon ON P0V 2W0		PWQO <input checked="" type="checkbox"/> MISA <input type="checkbox"/> MMER <input type="checkbox"/> CCME <input type="checkbox"/>				Is the water sampled intended for human consumption? <input type="checkbox"/> Yes <input checked="" type="checkbox"/> No																															
<b>Phone:</b> 807-938-6961 <b>Fax:</b>		Guideline Required:				<b>Analysis Request</b> Please indicate below Filtered, Preserved or both (F, P, F/P)																															
<b>Email:</b> mac@treasurymetals.com		ICLP Regulation 558 <input type="checkbox"/> Other																																			
<b>Project:</b>		<b>Service Requested</b>				<table border="1" style="width:100%; border-collapse: collapse;"> <thead> <tr> <th></th> <th>Alk, pH Conductivity</th> <th>Cl, NO2, NO3, SO4</th> <th>Acidity, TSS</th> <th>Total, WAD, Free Cyanide</th> <th>WAD Cyanide</th> <th>Ammonia, Total Phosphorus</th> <th>OGG</th> <th>Total Metals +Hg</th> <th>Dissolved Metals + Hg</th> <th>Hardness</th> <th>Number of Containers</th> </tr> </thead> <tbody> <tr> <td></td> <td></td> <td></td> <td></td> <td>P</td> <td>P</td> <td>P</td> <td>P</td> <td>P</td> <td>F/P</td> <td></td> <td></td> </tr> </tbody> </table>									Alk, pH Conductivity	Cl, NO2, NO3, SO4	Acidity, TSS	Total, WAD, Free Cyanide	WAD Cyanide	Ammonia, Total Phosphorus	OGG	Total Metals +Hg	Dissolved Metals + Hg	Hardness	Number of Containers					P	P	P	P	P	F/P		
	Alk, pH Conductivity	Cl, NO2, NO3, SO4	Acidity, TSS	Total, WAD, Free Cyanide	WAD Cyanide									Ammonia, Total Phosphorus	OGG	Total Metals +Hg	Dissolved Metals + Hg	Hardness	Number of Containers																		
				P	P									P	P	P	F/P																				
<b>Quote #:</b>		<input checked="" type="checkbox"/> Regular TAT (7 Days)																																			
<b>Invoice To:</b>		<input type="checkbox"/> Priority TAT 50% Surcharge (3-5 Days)																																			
<b>Company:</b>		<input type="checkbox"/> Emergency TAT 100% Surcharge (1-2 Days)																																			
<b>Contact:</b>		Specify Date Required:																																			
<b>Address:</b>		All TAT quoted material is in business days which exclude statutory holidays and weekends. Samples received past 3:00pm or Saturday/Sunday begin the next day.																																			
<b>Email:</b>																																					
<b>Account Manager:</b> Bobbie		<b>Sampler:</b> M. P P. T																																			
<b>Sample #</b>		<b>Sample Identification</b> (This description will appear on the report)			<b>Date</b>	<b>Time</b>	<b>Sample Type</b>																														
1	SW1				30/10/13	1200	WATER	X	X	X	X	X	X	X	X	X	X	8																			
2	SW2							X	X	X	X	X	X	X	X	X	X																				
3	SW8							X	X	X	X	X	X	X	X	X	X																				
4	TL3							X	X	X	X	X	X	X	X	X	X																				
5	ICTA							X	X	X	X	X	X	X	X	X	X																				
6	TL1a							X	X	X	X	X	X	X	X	X	X																				
7	SW10							X	X	X	X	X	X	X	X	X	X																				
8	SW7							X	X	X	X	X	X	X	X	X	X																				
9	SW8							X	X	X	X	X	X	X	X	X	X																				
10	SW9							X	X	X	X	X	X	X	X	X	X																				
11	SW11							X	X	X	X	X	X	X	X	X	X																				
<b>Special Instructions / Comments</b>																																					
<b>SHIPMENT RELEASE (client use)</b>						<b>SHIPMENT RECEPTION (lab use only)</b>						<b>SHIPMENT VERIFICATION (lab use only)</b>																									
Released by:		Date & Time: 12:00 PM CST 31/10/13		Received by: BS		Date & Time: NOV/13 10:30		Temp: 10.9		Cooling Initiated: <input checked="" type="checkbox"/> Yes <input type="checkbox"/> No		Verified by: BS		Date & Time: NOV 1/13 10:30		Observations: Yes / No If Yes add SIF																					



**\*\*Failure to complete all portions of this form may delay analysis.\*\*** TAT may vary dependant on complexity of analysis and lab workload at time of submission. Please contact the lab to confirm TATs. Any known or suspected hazards relating to a sample must be noted on the chain of custody in the comments section. By

Company: Treasury Metals		Regulatory Information			Both questions below must answered for water samples															
Contact: Mac Potter		<input checked="" type="checkbox"/> Reg 153 (O. Reg 511 Amend) Table:			Are any samples taken from a regulated DW System? <input type="checkbox"/> Yes <input checked="" type="checkbox"/> No															
Address: 899 Tree Nursery Rd		Record of Site Condition: <input type="checkbox"/> Yes <input type="checkbox"/> No			If yes, an authorized DW COC must be used.															
Wabigoon ON P0V 2W0		PW00 <input checked="" type="checkbox"/> MISA <input type="checkbox"/> MMER <input type="checkbox"/> CCME <input type="checkbox"/>			Is the water sampled intended for human consumption? <input type="checkbox"/> Yes <input checked="" type="checkbox"/> No															
Phone: 807-938-6961	Fax:	Guideline Required			Analysis Request															
Email: mac@treasurymetals.com		TCLP Regulation 558 <input type="checkbox"/> Other:																		
Project:	PO:	Service Requested			Please indicate below Filtered, Preserved or both (F, P, F/P)															
Quote #		<input checked="" type="checkbox"/> Regular TAT (7 Days)																		
Invoice To:	Same as Report: <input checked="" type="checkbox"/> Yes <input type="checkbox"/> No	<input type="checkbox"/> Priority TAT 50% Surcharge (3-5 Days)																		
Company:		<input type="checkbox"/> Emergency TAT 100% Surcharge (1-2 Days)																		
Contact:		Specify Date Required:																		
Address:		All TAT quoted material is in business days which																		
Email:		exclude statutory holidays and weekends. Samples																		
Account Manager: Bobbie	Sampler: m.p A.T	received past 3:00pm or Saturday/Sunday begin the																		
		next day.																		
Sample #	Sample Identification (This description will appear on the report)	Date	Time	Sample Type	Alk, pH Conductivity	Cl, NO2, NO3, SO4	Acidity, TSS	Total, WAD, Free Cyanide	WAD Cyanide	Ammonia, Total Phosphorus	OGG	Total Metals +Hg	Dissolved Metals + Hg	Hardness	Number of Containers					
12	Field Blank	30/10/13	12:00	WATER	X	X	X	X	X	X	X	X	X	X	0					
13	Travel Blank	1	↓	↓	X	X	X	X	X	X	X	X	X	X	1					
14	SW5	31/10/13	↓	↓	X	X	X	X	X	X	X	X	X	X	1					
15	SW6	1	↓	↓	X	X	X	X	X	X	X	X	X	X	1					
16	Duplicate	30/10/13	↓	↓	X	X	X	X	X	X	X	X	X	X	1					
					X	X	X	X	X	X	X	X	X	X						
					X	X	X	X	X	X	X	X	X	X						
					X	X	X	X	X	X	X	X	X	X						
					X	X	X	X	X	X	X	X	X	X						
					X	X	X	X	X	X	X	X	X	X						
					X	X	X	X	X	X	X	X	X	X						
					X	X	X	X	X	X	X	X	X	X						
Instructions / Comments																				
SHIPMENT RELEASE (client use)				SHIPMENT RECEPTION (lab use only)				SHIPMENT VERIFICATION (lab use only)												
Released by: <i>MP</i>	Date & Time: 12:00 PM CST 31/10/13	Received by: <i>RS</i>	Date & Time: NOV 1/13 10:30	Temp: 10.9	Cooling Initiated: <input checked="" type="checkbox"/> Yes <input type="checkbox"/> No	Verified by: <i>RS</i>	Date & Time: NOV 1/13 10:30	Observations: Yes / No <input checked="" type="checkbox"/> No If Yes add SIF												



L1386380-COFC

\*\*Failure to complete all portions of this form may delay analysis.\*\*TAT may vary dependant on complexity of analysis and lab workload at time of submission. Please contact the lab to confirm TATs. Any known or suspected hazards relating to a sample must be noted on the chain of custody in the comments section. By



TREASURY METALS INC.  
ATTN: Mac Potter  
P.O. Box 789  
Dryden ON P8N 2Z4

Date Received: 25-OCT-12  
Report Date: 28-MAR-13 13:48 (MT)  
Version: FINAL

Client Phone: 807-938-6961

## Certificate of Analysis

**Lab Work Order #:** L1228910  
**Project P.O. #:** NOT SUBMITTED  
**Job Reference:** GOLIATH GOLD PROJECT  
**C of C Numbers:**  
**Legal Site Desc:**

Tricia Sampson  
Account Manager Supervisor

[This report shall not be reproduced except in full without the written authority of the Laboratory.]

ADDRESS: 1081 Barton Street, Thunder Bay, ON P7B 5N3 Canada | Phone: +1 807 623 6463 | Fax: +1 807 623 7598  
ALS CANADA LTD Part of the ALS Group A Campbell Brothers Limited Company



# ALS ENVIRONMENTAL ANALYTICAL REPORT

		Sample ID	L1228910-1	L1228910-2	L1228910-3	L1228910-4	L1228910-5
		Description	soil	soil	soil	soil	soil
		Sampled Date	22-OCT-12	22-OCT-12	22-OCT-12	22-OCT-12	22-OCT-12
		Sampled Time					
		Client ID	SB12-4A	SB12-5A	SB12-2A	SB12-22	SB12-23
Grouping	Analyte						
<b>SOIL</b>							
<b>Physical Tests</b>	% Moisture (%)		22.8	22.1	17.5	57.5	67.2
<b>Particle Size</b>	% Gravel (>2mm) (%)		<0.10	<0.10	3.53	<0.10	<0.10
	% Sand (2.0mm - 0.063mm) (%)		84.3	91.6	72.2	9.92	5.56
	% Silt (0.063mm - 4um) (%)		12.8	6.65	22.1	62.8	63.6
	% Clay (<4um) (%)		2.91	1.78	2.20	27.2	30.8
	Texture		Sand	Sand	Loamy sand	Silt loam	Silt loam
<b>Leachable Anions &amp; Nutrients</b>	Ammonia as N (mg/kg)		14.3	10.8	79.3	304	380
	Bromide (mg/kg)		<1.0	<1.0	<1.0	<1.0	<1.0
	Chloride (mg/kg)		<20	<20	<20	<20	<20
	Fluoride (mg/kg)		<1.0	<1.0	<1.0	1.3	2.8
	Nitrate-N (mg/kg)		<1.0	<1.0	<1.0	<1.0	<1.0
	Nitrite-N (mg/kg)		<1.0	<1.0	<1.0	<1.0	<1.0
	Total Kjeldahl Nitrogen (mg/kg)		210	<200	940	4010	4740
	Sulphate (mg/kg)		21	<20	<20	189	55
<b>Anions and Nutrients</b>	Phosphorus, Total (mg/kg)		154	114	240	388	504
<b>Saturated Paste Extractables</b>	Nitrate+Nitrite-N (mg/L)		<1.0	<1.0	<1.0	<1.0	1.3
<b>Taxonomy</b>	Benthic Invertebrates		See attached.	See attached.	See attached.	See attached.	See attached.
<b>Metals</b>	Mercury (Hg) (mg/kg)		<0.010	<0.010	<0.010	0.050	0.034
	Zirconium (Zr) (mg/kg)		<5.0	<5.0	<5.0	6.0	9.3

# ALS ENVIRONMENTAL ANALYTICAL REPORT

	Sample ID Description Sampled Date Sampled Time Client ID	L1228910-6 soil 22-OCT-12 SB12-24	L1228910-7 soil 22-OCT-12 SB12-25	L1228910-8 soil 22-OCT-12 SB12-26	L1228910-9 soil 23-OCT-12 SB12-17	L1228910-10 soil 23-OCT-12 SB12-18
<b>Grouping</b>	<b>Analyte</b>					
<b>SOIL</b>						
<b>Physical Tests</b>	% Moisture (%)	53.0	54.9	62.0	47.7	23.4
<b>Particle Size</b>	% Gravel (>2mm) (%)	<0.10	<0.10	<0.10	<0.10	<0.10
	% Sand (2.0mm - 0.063mm) (%)	21.8	25.0	11.9	59.1	82.5
	% Silt (0.063mm - 4um) (%)	57.9	30.3	33.5	38.7	16.7
	% Clay (<4um) (%)	20.3	44.8	54.7	2.17	0.81
	Texture	Silt loam	Clay loam	Silty clay / Clay	Sandy loam	Sand
<b>Leachable Anions &amp; Nutrients</b>	Ammonia as N (mg/kg)	96.9	81.3	106	104	28.2
	Bromide (mg/kg)	<1.0	<1.0	<1.0	<1.0	<1.0
	Chloride (mg/kg)	<20	<20	<20	<20	<20
	Fluoride (mg/kg)	<1.0	<1.0	1.1	<1.0	<1.0
	Nitrate-N (mg/kg)	<1.0	1.9	2.2	<1.0	<1.0
	Nitrite-N (mg/kg)	<1.0	<1.0	<1.0	<1.0	<1.0
	Total Kjeldahl Nitrogen (mg/kg)	2140	1420	1480	1570	270
	Sulphate (mg/kg)	29	22	37	49	<20
<b>Anions and Nutrients</b>	Phosphorus, Total (mg/kg)	644	853	793	403	192
<b>Saturated Paste Extractables</b>	Nitrate+Nitrite-N (mg/L)	<1.0	1.0	<1.0	<1.0	<1.0
<b>Taxonomy</b>	Benthic Invertebrates	See attached.	See attached.	See attached.	See attached.	See attached.
<b>Metals</b>	Mercury (Hg) (mg/kg)	0.033	0.039	0.044	0.011	<0.010
	Zirconium (Zr) (mg/kg)	6.2	8.3	11.7	<5.0	<5.0

# ALS ENVIRONMENTAL ANALYTICAL REPORT

		Sample ID	L1228910-11	L1228910-12	L1228910-13	L1228910-14	L1228910-15
		Description	soil	soil	soil	soil	soil
		Sampled Date	23-OCT-12	23-OCT-12	22-OCT-12	22-OCT-12	22-OCT-12
		Sampled Time					
		Client ID	SB12-19	SB12-20	SB12-15A	SB12-16	SB12-14
Grouping	Analyte						
<b>SOIL</b>							
<b>Physical Tests</b>	% Moisture (%)		24.0	26.0	30.0	36.0	20.2
<b>Particle Size</b>	% Gravel (>2mm) (%)		<0.10	<0.10	<0.10	<0.10	2.32
	% Sand (2.0mm - 0.063mm) (%)		97.0	95.7	47.9	39.8	78.7
	% Silt (0.063mm - 4um) (%)		2.20	3.63	34.6	32.6	14.5
	% Clay (<4um) (%)		0.80	0.66	17.5	27.7	4.44
	Texture		Sand	Sand	Loam	Loam	Loamy sand
<b>Leachable Anions &amp; Nutrients</b>	Ammonia as N (mg/kg)		14.3	25.6	105	107	39.9
	Bromide (mg/kg)		<1.0	<1.0	1.2	<1.0	<1.0
	Chloride (mg/kg)		<20	<20	<20	<20	<20
	Fluoride (mg/kg)		<1.0	<1.0	<1.0	1.0	<1.0
	Nitrate-N (mg/kg)		<1.0	<1.0	<1.0	<1.0	<1.0
	Nitrite-N (mg/kg)		<1.0	<1.0	<1.0	<1.0	<1.0
	Total Kjeldahl Nitrogen (mg/kg)		260	440	1300	1340	650
	Sulphate (mg/kg)		<20	<20	44	<20	<20
<b>Anions and Nutrients</b>	Phosphorus, Total (mg/kg)		341	155	391	438	255
<b>Saturated Paste Extractables</b>	Nitrate+Nitrite-N (mg/L)		<1.0	<1.0	<1.0	<1.0	<1.0
<b>Taxonomy</b>	Benthic Invertebrates		See attached.	See attached.	See attached.	See attached.	See attached.
<b>Metals</b>	Mercury (Hg) (mg/kg)		<0.010	<0.010	0.020	0.025	0.011
	Zirconium (Zr) (mg/kg)		<5.0	<5.0	<5.0	8.5	<5.0

# ALS ENVIRONMENTAL ANALYTICAL REPORT

Sample ID	Description	Sampled Date	Sampled Time	Client ID	L1228910-16	L1228910-17	L1228910-18	L1228910-19
	soil	22-OCT-12		SB12-13				
	soil	22-OCT-12		SB12-11A				
	soil	22-OCT-12		SB12-12				
	soil	22-OCT-12		SB12-3				
Grouping	Analyte							
<b>SOIL</b>								
<b>Physical Tests</b>	% Moisture (%)	18.6	36.8	68.5	19.0			
<b>Particle Size</b>	% Gravel (>2mm) (%)	4.85	0.61	29.9	77.8			
	% Sand (2.0mm - 0.063mm) (%)	78.4	26.2	12.7	21.8			
	% Silt (0.063mm - 4um) (%)	12.4	48.5	37.9	0.23			
	% Clay (<4um) (%)	4.28	24.8	19.5	0.16			
	Texture	Loamy sand	Silt loam	Silt loam	Sand			
<b>Leachable Anions &amp; Nutrients</b>	Ammonia as N (mg/kg)	47.7	70.1	384	20.7			
	Bromide (mg/kg)	<1.0	<1.0	3.6	<1.0			
	Chloride (mg/kg)	<20	<20	<20	<20			
	Fluoride (mg/kg)	<1.0	1.4	4.3	<1.0			
	Nitrate-N (mg/kg)	<1.0	<1.0	4.6	<1.0			
	Nitrite-N (mg/kg)	<1.0	<1.0	<1.0	<1.0			
	Total Kjeldahl Nitrogen (mg/kg)	410	810	4470	320			
	Sulphate (mg/kg)	<20	<20	406	<20			
<b>Anions and Nutrients</b>	Phosphorus, Total (mg/kg)	270	459	575	680			
<b>Saturated Paste Extractables</b>	Nitrate+Nitrite-N (mg/L)	<1.0	<1.0	<1.0	2.8			
<b>Taxonomy</b>	Benthic Invertebrates	See attached.	See attached.	See attached.	See attached.			
<b>Metals</b>	Mercury (Hg) (mg/kg)	<0.010	0.031	0.042	<0.010			
	Zirconium (Zr) (mg/kg)	<5.0	<5.0	7.1	<5.0			

## Reference Information

### Additional Comments for Sample Listed:

Samplenum	Matrix	Report Remarks	Sample Comments
L1228910-1	Soil	Note: Entire sample sorted.	
L1228910-10	Soil	Note: Entire sample sorted.	
L1228910-11	Soil	Note: Entire sample sorted.	
L1228910-12	Soil	Note: Entire sample sorted.	
L1228910-13	Soil	Note: Entire sample sorted.	
L1228910-14	Soil	Note: Entire sample sorted.	
L1228910-15	Soil	Note: Entire sample sorted.	
L1228910-16	Soil	Note: Entire sample sorted.	
L1228910-17	Soil	Note: Entire sample sorted.	
L1228910-18	Soil	Note: Entire sample sorted.	
L1228910-19	Soil	Note: 1/2 sample sorted. Results adjusted.	
L1228910-2	Soil	Note: Entire sample sorted.	
L1228910-3	Soil	Note: Entire sample sorted.	
L1228910-4	Soil	Note: 1/2 sample sorted. Results adjusted.	
L1228910-5	Soil	Note: Entire sample sorted.	
L1228910-6	Soil	Note: Entire sample sorted.	
L1228910-7	Soil	Note: Entire sample sorted.	
L1228910-8	Soil	Note: Entire sample sorted.	
L1228910-9	Soil	Note: Entire sample sorted.	

### Test Method References:

ALS Test Code	Matrix	Test Description	Method Reference**
<b>BENTHOS-WP</b>	Soil	Benthic Invertebrates	STANDARD METHODS 10500
<p>The benthic macroinvertebrates method is a procedure for identifying those organisms inhabiting the substrates of freshwater lakes and rivers. The organisms contained in large samples must be sorted to varying degrees in the laboratory before identification is performed. Samples are sorted and identified using compound and stereoscopic microscopes. Benthic organisms are identified to species where possible, enumerated and reported.</p>			
<b>HG-WT</b>	Soil	Mercury by CVAA	EPA 7471
<b>MOISTURE-WT</b>	Soil	% Moisture	Gravimetric: Oven Dried
<b>N2N3-SAR-SK</b>	Soil	Nitrate-N & Nitrite-N in saturated soil	APHA 4500 NO3H-Colorimetry
<b>NH3-WT</b>	Soil	Ammonia as N	EPA 350.1
<p>Sample is distilled into a solution of boric acid and measured colorimetrically.</p>			
<b>P-TOTAL-WT</b>	Soil	Phosphorous, Total	APHA 4500-P B E
<p>A homogenized soil sample is digested to convert the total phosphorus to orthophosphate. The orthophosphate reacts with ammonium molybdate and potassium antimonyl tartrate to form a antimonyl-phosphomolybdate complex. This complex is measured colorimetrically and reported as phosphorus.</p>			
<b>PSA-PIPET+GRAVEL-SK</b>	Soil	Particle size - Sieve and Pipette	SSIR-51 METHOD 3.2.1
<p>Particle size distribution is determined by a combination of techniques. Dry sieving is performed for coarse particles, wet sieving for sand particles and the pipette sedimentation method for clay particles.</p>			
<p>Reference:</p> <p>Burt, R. (2009). Soil Survey Field and Laboratory Methods Manual. Soil Survey Investigations Report No. 5. Method 3.2.1.2.2. United States Department of Agriculture Natural Resources Conservation Service.</p>			
<b>TKN-WT</b>	Soil	Total Kjeldahl Nitrogen	APHA 4500-N
<p>A homogenized soil sample is digested to convert the TKN to ammonium sulphate. The ammonia ions are heated to produce a colour complex. The absorbance measured by the instrument is proportional to the concentration of ammonium sulphate in the sample and is reported as TKN.</p>			
<b>ZR-200.2-MS-ED</b>	Soil	Zirconium in Soil by ICPMS	EPA 200.2/6020A
<p>Zirconium is not typically present in most natural soils in a strong-acid leachable form. Therefore recovery in terms of total zirconium is generally low, sometimes less than 1%.</p>			

\*\* ALS test methods may incorporate modifications from specified reference methods to improve performance.

The last two letters of the above test code(s) indicate the laboratory that performed analytical analysis for that test. Refer to the list below:

Laboratory Definition Code	Laboratory Location
ED	ALS ENVIRONMENTAL - EDMONTON, ALBERTA, CANADA
	ALS ENVIRONMENTAL - WATERLOO, ONTARIO, CANADA

## Reference Information

WT	SK	
		ALS ENVIRONMENTAL - SASKATOON, SASKATCHEWAN, CANADA
WP		ALS ENVIRONMENTAL - WINNIPEG, MANITOBA, CANADA

---

### Chain of Custody Numbers:

---

#### GLOSSARY OF REPORT TERMS

*Surrogate* - A compound that is similar in behaviour to target analyte(s), but that does not occur naturally in environmental samples. For applicable tests, surrogates are added to samples prior to analysis as a check on recovery.

*mg/kg* - milligrams per kilogram based on dry weight of sample.

*mg/kg wwt* - milligrams per kilogram based on wet weight of sample.

*mg/kg lwt* - milligrams per kilogram based on lipid-adjusted weight of sample.

*mg/L* - milligrams per litre.

*<* - Less than.

*D.L.* - The reported Detection Limit, also known as the Limit of Reporting (LOR).

*N/A* - Result not available. Refer to qualifier code and definition for explanation.

*Test results reported relate only to the samples as received by the laboratory.*

*UNLESS OTHERWISE STATED, ALL SAMPLES WERE RECEIVED IN ACCEPTABLE CONDITION.*

*Analytical results in unsigned test reports with the DRAFT watermark are subject to change, pending final QC review.*



## Quality Control Report

Workorder: L1228910

Report Date: 28-MAR-13

Page 1 of 5

Client: TREASURY METALS INC.  
 P.O. Box 789  
 Dryden ON P8N 2Z4

Contact: Mac Potter

Test	Matrix	Reference	Result	Qualifier	Units	RPD	Limit	Analyzed
<b>ANIONS-WT</b>		<b>Soil</b>						
<b>Batch</b>	<b>R2465661</b>							
<b>WG1574987-3</b>	<b>DUP</b>	<b>L1228910-1</b>						
Chloride		<20	<20	RPD-NA	mg/kg	N/A	30	29-OCT-12
Bromide		<1.0	<1.0	RPD-NA	mg/kg	N/A	35	29-OCT-12
Fluoride		<1.0	<1.0	RPD-NA	mg/kg	N/A	30	29-OCT-12
Nitrite-N		<1.0	<1.0	RPD-NA	mg/kg	N/A	30	29-OCT-12
Nitrate-N		<1.0	1.2	RPD-NA	mg/kg	N/A	30	29-OCT-12
Sulphate		21	<20	RPD-NA	mg/kg	N/A	30	29-OCT-12
<b>WG1574987-2</b>	<b>LCS</b>							
Chloride			100.9		%		70-130	29-OCT-12
Bromide			92.4		%		75-125	29-OCT-12
Fluoride			96.4		%		60-140	29-OCT-12
Nitrite-N			91.7		%		60-140	29-OCT-12
Nitrate-N			99.1		%		60-140	29-OCT-12
Sulphate			103.1		%		70-130	29-OCT-12
<b>WG1574987-1</b>	<b>MB</b>							
Chloride			<20		mg/kg		20	29-OCT-12
Bromide			<1.0		mg/kg		1	29-OCT-12
Fluoride			<1.0		mg/kg		1	29-OCT-12
Nitrite-N			<1.0		mg/kg		1	29-OCT-12
Nitrate-N			<1.0		mg/kg		1	29-OCT-12
Sulphate			<20		mg/kg		20	29-OCT-12
<b>HG-WT</b>		<b>Soil</b>						
<b>Batch</b>	<b>R2464565</b>							
<b>WG1575410-2</b>	<b>CRM</b>	<b>WT-SS-1</b>						
Mercury (Hg)			108.8		%		70-130	29-OCT-12
<b>WG1575410-7</b>	<b>LCS</b>							
Mercury (Hg)			97.5		%		70-130	29-OCT-12
<b>WG1575410-1</b>	<b>MB</b>							
Mercury (Hg)			<0.010		mg/kg		0.01	29-OCT-12
<b>WG1575410-5</b>	<b>MS</b>	<b>WG1575410-3</b>						
Mercury (Hg)			77.3		%		70-130	29-OCT-12
<b>MOISTURE-WT</b>		<b>Soil</b>						
<b>Batch</b>	<b>R2463624</b>							
<b>WG1574734-3</b>	<b>DUP</b>	<b>L1228910-7</b>						
% Moisture		54.9	53.3		%	2.9	30	26-OCT-12
<b>WG1574734-2</b>	<b>LCS</b>							
% Moisture			95.3		%		70-130	26-OCT-12

## Quality Control Report

Workorder: L1228910

Report Date: 28-MAR-13

Page 2 of 5

Test	Matrix	Reference	Result	Qualifier	Units	RPD	Limit	Analyzed
<b>MOISTURE-WT</b>		<b>Soil</b>						
Batch	R2463624							
WG1574734-1	MB							
% Moisture			<0.10		%		0.1	26-OCT-12
Batch	R2464736							
WG1575571-2	LCS							
% Moisture			94.9		%		70-130	29-OCT-12
WG1575571-1	MB							
% Moisture			<0.10		%		0.1	29-OCT-12
<b>N2N3-SAR-SK</b>		<b>Soil</b>						
Batch	R2467960							
WG1579451-1	MB							
Nitrate+Nitrite-N			<1.0		mg/L		1	02-NOV-12
<b>NH3-WT</b>		<b>Soil</b>						
Batch	R2464744							
WG1575744-2	CVS							
Ammonia as N			100.1		%		80-120	29-OCT-12
WG1575412-3	DUP	L1228910-1						
Ammonia as N		14.3	12.6		mg/kg	12	20	29-OCT-12
WG1575412-2	LCS							
Ammonia as N			112.0		%		70-130	29-OCT-12
WG1575412-1	MB							
Ammonia as N			<5.0		mg/kg		5	29-OCT-12
Batch	R2465151							
WG1576340-2	CVS							
Ammonia as N			104.5		%		80-120	30-OCT-12
WG1576164-3	DUP	L1228910-10						
Ammonia as N		28.2	27.1		mg/kg	3.8	20	30-OCT-12
WG1576164-2	LCS							
Ammonia as N			111.1		%		70-130	30-OCT-12
WG1576164-1	MB							
Ammonia as N			<5.0		mg/kg		5	30-OCT-12
Batch	R2465711							
WG1577229-2	CVS							
Ammonia as N			98.4		%		80-120	31-OCT-12
WG1577090-3	DUP	L1228910-14						
Ammonia as N		107	111		mg/kg	3.0	20	31-OCT-12
WG1577090-2	LCS							





## Quality Control Report

Workorder: L1228910

Report Date: 28-MAR-13

Page 3 of 5

Test	Matrix	Reference	Result	Qualifier	Units	RPD	Limit	Analyzed	
<b>NH3-WT</b>	<b>Soil</b>								
Batch	R2465711								
<b>WG1577090-2</b>	<b>LCS</b>								
Ammonia as N			109.4		%		70-130	31-OCT-12	
<b>WG1577090-1</b>	<b>MB</b>								
Ammonia as N			<5.0		mg/kg		5	31-OCT-12	
<b>P-TOTAL-WT</b>	<b>Soil</b>								
Batch	R2467226								
<b>WG1578007-3</b>	<b>CRM</b>	<b>ERA542</b>							
Phosphorus, Total			107		%		80-120	01-NOV-12	
<b>WG1578171-1</b>	<b>CVS</b>								
Phosphorus, Total			102.8		%		80-120	01-NOV-12	
<b>WG1578007-2</b>	<b>DUP</b>	<b>L1228910-1</b>							
Phosphorus, Total		154	177		mg/kg	14	20	01-NOV-12	
<b>WG1578007-1</b>	<b>MB</b>								
Phosphorus, Total			<50		mg/kg		50	01-NOV-12	
Batch	R2467534								
<b>WG1578801-3</b>	<b>CRM</b>	<b>ERA542</b>							
Phosphorus, Total			111		%		80-120	02-NOV-12	
<b>WG1578847-1</b>	<b>CVS</b>								
Phosphorus, Total			97.0		%		80-120	02-NOV-12	
<b>WG1578801-2</b>	<b>DUP</b>	<b>L1228910-19</b>							
Phosphorus, Total		680	565		mg/kg	18	20	02-NOV-12	
<b>WG1578801-1</b>	<b>MB</b>								
Phosphorus, Total			<50		mg/kg		50	02-NOV-12	
<b>PSA-PIPET+GRAVEL-SK</b>	<b>Soil</b>								
Batch	R2465323								
<b>WG1574769-1</b>	<b>DUP</b>	<b>L1228910-6</b>							
% Gravel (>2mm)			<0.10	<0.10	RPD-NA	%	N/A	25	30-OCT-12
% Sand (2.0mm - 0.063mm)			21.8	19.9	J	%	1.93	5	30-OCT-12
% Silt (0.063mm - 4um)			57.9	59.0	J	%	1.15	5	30-OCT-12
% Clay (<4um)			20.3	21.1	J	%	0.78	5	30-OCT-12
<b>WG1574769-2</b>	<b>IRM</b>	<b>FARM2009</b>							
% Sand (2.0mm - 0.063mm)				43.6		%		40-50	30-OCT-12
% Silt (0.063mm - 4um)				37.1		%		30-40	30-OCT-12
% Clay (<4um)				19.2		%		13-23	30-OCT-12
<b>TKN-WT</b>	<b>Soil</b>								

## Quality Control Report

Workorder: L1228910

Report Date: 28-MAR-13

Page 4 of 5

Test	Matrix	Reference	Result	Qualifier	Units	RPD	Limit	Analyzed
<b>TKN-WT</b>								
<b>Soil</b>								
<b>Batch</b>	<b>R2466680</b>							
<b>WG1578007-3</b>	<b>CRM</b>	<b>ERA542</b>						
Total Kjeldahl Nitrogen			98		%		80-120	01-NOV-12
<b>WG1578170-1</b>	<b>CVS</b>							
Total Kjeldahl Nitrogen			99.4		%		80-120	01-NOV-12
<b>WG1578007-2</b>	<b>DUP</b>	<b>L1228910-1</b>						
Total Kjeldahl Nitrogen		210	220		mg/kg	3.2	20	01-NOV-12
<b>WG1578007-1</b>	<b>MB</b>							
Total Kjeldahl Nitrogen			<200		mg/kg		200	01-NOV-12
<b>Batch</b>	<b>R2467455</b>							
<b>WG1578801-3</b>	<b>CRM</b>	<b>ERA542</b>						
Total Kjeldahl Nitrogen			97		%		80-120	02-NOV-12
<b>WG1578846-1</b>	<b>CVS</b>							
Total Kjeldahl Nitrogen			102.0		%		80-120	02-NOV-12
<b>WG1578801-2</b>	<b>DUP</b>	<b>L1228910-19</b>						
Total Kjeldahl Nitrogen		320	270		mg/kg	19	20	02-NOV-12
<b>WG1578801-1</b>	<b>MB</b>							
Total Kjeldahl Nitrogen			<200		mg/kg		200	02-NOV-12
<b>ZR-200.2-MS-ED</b>								
<b>Soil</b>								
<b>Batch</b>	<b>R2465363</b>							
<b>WG1576038-6</b>	<b>DUP</b>	<b>L1228910-13</b>						
Zirconium (Zr)		<5.0	<5.0	RPD-NA	mg/kg	N/A	25	30-OCT-12
<b>WG1576038-1</b>	<b>MB</b>							
Zirconium (Zr)			<5.0		mg/kg		5	30-OCT-12
<b>WG1576038-2</b>	<b>MB</b>							
Zirconium (Zr)			<5.0		mg/kg		5	30-OCT-12

# Quality Control Report

Workorder: L1228910

Report Date: 28-MAR-13

Page 5 of 5

## Legend:

---

Limit	ALS Control Limit (Data Quality Objectives)
DUP	Duplicate
RPD	Relative Percent Difference
N/A	Not Available
LCS	Laboratory Control Sample
SRM	Standard Reference Material
MS	Matrix Spike
MSD	Matrix Spike Duplicate
ADE	Average Desorption Efficiency
MB	Method Blank
IRM	Internal Reference Material
CRM	Certified Reference Material
CCV	Continuing Calibration Verification
CVS	Calibration Verification Standard
LCSD	Laboratory Control Sample Duplicate

## Sample Parameter Qualifier Definitions:

---

Qualifier	Description
J	Duplicate results and limits are expressed in terms of absolute difference.
RPD-NA	Relative Percent Difference Not Available due to result(s) being less than detection limit.

---

## Hold Time Exceedances:

All test results reported with this submission were conducted within ALS recommended hold times.

ALS recommended hold times may vary by province. They are assigned to meet known provincial and/or federal government requirements. In the absence of regulatory hold times, ALS establishes recommendations based on guidelines published by the US EPA, APHA Standard Methods, or Environment Canada (where available). For more information, please contact ALS.

---

The ALS Quality Control Report is provided to ALS clients upon request. ALS includes comprehensive QC checks with every analysis to ensure our high standards of quality are met. Each QC result has a known or expected target value, which is compared against pre-determined data quality objectives to provide confidence in the accuracy of associated test results.

Please note that this report may contain QC results from anonymous Sample Duplicates and Matrix Spikes that do not originate from this Work Order.



ALS Laboratory Group  
 Manitoba Technology Centre  
 12-1329 Niakwa Road E  
 Winnipeg, Manitoba R2J 3T4  
 (204) 255-9720

# Benthic Sample Results

Lab Number:

Work Order:

Date Sampled:

Submitter: MP/JP

Sample Type: soil

Station No

Source: DC

WQ Site #: SB12-4A

Sample ID

Class	Order	Family/Suborder	Genus	Species	Larva	Adult	Pupa	Total
ANNELIDA	HIRUDINEA	GLOSSIPHONIIDAE			<input type="checkbox"/>	<input type="checkbox"/>	<input type="checkbox"/>	<input type="checkbox"/>
ANNELIDA	OLIGOCHAETA	LUMBRICULIDAE			<input type="checkbox"/>	<input type="checkbox"/>	<input type="checkbox"/>	<input type="checkbox"/>
ANNELIDA	OLIGOCHAETA	NAIDIDAE			<input type="checkbox"/>	<input type="checkbox"/>	<input type="checkbox"/>	<input type="checkbox"/>
ANNELIDA	OLIGOCHAETA	TUBIFICIDAE			<input type="checkbox"/>	<input type="checkbox"/>	<input type="checkbox"/>	<input type="checkbox"/>
CRUSTACEA	COPEPODA	CYCLOPOIDA			<input type="checkbox"/>	<input type="checkbox"/>	<input type="checkbox"/>	<input type="checkbox"/>
INSECTA	COLEOPTERA	ELMIDAE			<input type="checkbox"/>	<input type="checkbox"/>	<input type="checkbox"/>	<input type="checkbox"/>
INSECTA	COLEOPTERA	HALIPLIDAE			<input type="checkbox"/>	<input type="checkbox"/>	<input type="checkbox"/>	<input type="checkbox"/>
INSECTA	DIPTERA	CERATOPOGONIDAE			<input type="checkbox"/>	<input type="checkbox"/>	<input type="checkbox"/>	<input type="checkbox"/>
INSECTA	DIPTERA	CHIRONOMIDAE			<input type="checkbox"/>	<input type="checkbox"/>	<input type="checkbox"/>	<input type="checkbox"/>
INSECTA	DIPTERA	SIMULIDAE			<input type="checkbox"/>	<input type="checkbox"/>	<input type="checkbox"/>	<input type="checkbox"/>
INSECTA	DIPTERA	TABANIDAE			<input type="checkbox"/>	<input type="checkbox"/>	<input type="checkbox"/>	<input type="checkbox"/>
INSECTA	DIPTERA	TIPULIDAE			<input type="checkbox"/>	<input type="checkbox"/>	<input type="checkbox"/>	<input type="checkbox"/>
INSECTA	EPHEMEROPTERA	BAETIDAE			<input type="checkbox"/>	<input type="checkbox"/>	<input type="checkbox"/>	<input type="checkbox"/>
INSECTA	EPHEMEROPTERA	HEPTAGENIIDAE			<input type="checkbox"/>	<input type="checkbox"/>	<input type="checkbox"/>	<input type="checkbox"/>
INSECTA	EPHEMEROPTERA	LEPTOPHLEBIIDAE			<input type="checkbox"/>	<input type="checkbox"/>	<input type="checkbox"/>	<input type="checkbox"/>
INSECTA	HOMOPTERA		unidentified	terrestrial	<input type="checkbox"/>	<input type="checkbox"/>	<input type="checkbox"/>	<input type="checkbox"/>
INSECTA	LEPIDOPTERA	NOCTUIDAE			<input type="checkbox"/>	<input type="checkbox"/>	<input type="checkbox"/>	<input type="checkbox"/>
INSECTA	ODONATA-ANISOP	AESHNIDAE			<input type="checkbox"/>	<input type="checkbox"/>	<input type="checkbox"/>	<input type="checkbox"/>
INSECTA	ODONATA-ANISOP	GOMPHIDAE			<input type="checkbox"/>	<input type="checkbox"/>	<input type="checkbox"/>	<input type="checkbox"/>
INSECTA	PLECOPTERA		unidentified nymph	too young to ID	<input type="checkbox"/>	<input type="checkbox"/>	<input type="checkbox"/>	<input type="checkbox"/>
INSECTA	PLECOPTERA	CAPNIIDAE			<input type="checkbox"/>	<input type="checkbox"/>	<input type="checkbox"/>	<input type="checkbox"/>



ALS Laboratory Group  
 Manitoba Technology Centre  
 12-1329 Niakwa Road E  
 Winnipeg, Manitoba R2J 3T4  
 (204) 255-9720

## Benthic Sample Results

Lab Number:

Work Order:

Date Sampled:

Submitter: MP/JP

Sample Type: soil

Station No

Source: DC

WQ Site #: SB12-4A

Sample ID

Class	Order	Family/Suborder	Genus	Species	Larva	Adult	Pupa	Total
INSECTA	PLECOPTERA	LEUCTRIDAE			<input type="checkbox"/>	<input type="checkbox"/>	<input type="checkbox"/>	<input type="checkbox"/>
INSECTA	PLECOPTERA	PERLODIDAE			<input type="checkbox"/>	<input type="checkbox"/>	<input type="checkbox"/>	<input type="checkbox"/>
INSECTA	PLECOPTERA	TAENIOPTERYGIDAE			<input type="checkbox"/>	<input type="checkbox"/>	<input type="checkbox"/>	<input type="checkbox"/>
INSECTA	TRICHOPTERA	GLOSSOSOMATIDAE			<input type="checkbox"/>	<input type="checkbox"/>	<input type="checkbox"/>	<input type="checkbox"/>
INSECTA	TRICHOPTERA	HYDROPTILIDAE			<input type="checkbox"/>	<input type="checkbox"/>	<input type="checkbox"/>	<input type="checkbox"/>
INSECTA	TRICHOPTERA	LEPIDOSTOMATIDAE			<input type="checkbox"/>	<input type="checkbox"/>	<input type="checkbox"/>	<input type="checkbox"/>
INSECTA	TRICHOPTERA	LIMNEPHILIDAE			<input type="checkbox"/>	<input type="checkbox"/>	<input type="checkbox"/>	<input type="checkbox"/>
INSECTA	TRICHOPTERA	PHILOPOTAMIDAE			<input type="checkbox"/>	<input type="checkbox"/>	<input type="checkbox"/>	<input type="checkbox"/>
INSECTA	TRICHOPTERA	PHRYGANEIDAE			<input type="checkbox"/>	<input type="checkbox"/>	<input type="checkbox"/>	<input type="checkbox"/>
INSECTA	TRICHOPTERA	POLYCENTROPODIDA			<input type="checkbox"/>	<input type="checkbox"/>	<input type="checkbox"/>	<input type="checkbox"/>
PELECYPODA	VENEROIDA	PISIIDAE			<input type="checkbox"/>	<input type="checkbox"/>	<input type="checkbox"/>	<input type="checkbox"/>



ALS Laboratory Group  
 Manitoba Technology Centre  
 12-1329 Niakwa Road E  
 Winnipeg, Manitoba R2J 3T4  
 (204) 255-9720

# Benthic Sample Results

Lab Number:

Work Order:

Date Sampled:

Submitter: MP/JP

Sample Type: soil

Station No

Source: DC

WQ Site #: SB12-18

Sample ID

Class	Order	Family/Suborder	Genus	Species	Larva	Adult	Pupa	Total
GASTROPODA	NEOTAENIOGLOSS	HYDROBIIDAE			<input type="checkbox"/>	<input type="checkbox"/>	<input type="checkbox"/>	<input type="checkbox"/>
ANNELIDA	OLIGOCHAETA	NAIDIDAE			<input type="checkbox"/>	<input type="checkbox"/>	<input type="checkbox"/>	<input type="checkbox"/>
ANNELIDA	OLIGOCHAETA	TUBIFICIDAE			<input type="checkbox"/>	<input type="checkbox"/>	<input type="checkbox"/>	<input type="checkbox"/>
ARACHNOIDEA	ARANEAE			<i>unidentified spider</i>	<input type="checkbox"/>	<input type="checkbox"/>	<input type="checkbox"/>	<input type="checkbox"/>
ARACHNOIDEA	TROMBIDIFORMES				<input type="checkbox"/>	<input type="checkbox"/>	<input type="checkbox"/>	<input type="checkbox"/>
ARACHNOIDEA	TROMBIDIFORMES	LEBERTIIDAE			<input type="checkbox"/>	<input type="checkbox"/>	<input type="checkbox"/>	<input type="checkbox"/>
CRUSTACEA	CLADOCERA				<input type="checkbox"/>	<input type="checkbox"/>	<input type="checkbox"/>	<input type="checkbox"/>
CRUSTACEA	COPEPODA	CALANOIDA			<input type="checkbox"/>	<input type="checkbox"/>	<input type="checkbox"/>	<input type="checkbox"/>
CRUSTACEA	COPEPODA	CYCLOPOIDA			<input type="checkbox"/>	<input type="checkbox"/>	<input type="checkbox"/>	<input type="checkbox"/>
CRUSTACEA	COPEPODA	HARPACTICOIDA			<input type="checkbox"/>	<input type="checkbox"/>	<input type="checkbox"/>	<input type="checkbox"/>
CRUSTACEA	OSTRACODA				<input type="checkbox"/>	<input type="checkbox"/>	<input type="checkbox"/>	<input type="checkbox"/>
GASTROPODA	BASOMMATOPHOR	PHYSIDAE			<input type="checkbox"/>	<input type="checkbox"/>	<input type="checkbox"/>	<input type="checkbox"/>
INSECTA	COLEOPTERA			<i>unidentified</i>	<input type="checkbox"/>	<input type="checkbox"/>	<input type="checkbox"/>	<input type="checkbox"/>
INSECTA	COLEOPTERA	HALIPLIDAE			<input type="checkbox"/>	<input type="checkbox"/>	<input type="checkbox"/>	<input type="checkbox"/>
INSECTA	COLLEMBOLA	ISOTOMIDAE			<input type="checkbox"/>	<input type="checkbox"/>	<input type="checkbox"/>	<input type="checkbox"/>
INSECTA	DIPTERA	CERATOPOGONIDAE			<input type="checkbox"/>	<input type="checkbox"/>	<input type="checkbox"/>	<input type="checkbox"/>
INSECTA	DIPTERA	CHIRONOMIDAE			<input type="checkbox"/>	<input type="checkbox"/>	<input type="checkbox"/>	<input type="checkbox"/>
INSECTA	DIPTERA	EMPIDIDAE			<input type="checkbox"/>	<input type="checkbox"/>	<input type="checkbox"/>	<input type="checkbox"/>
INSECTA	DIPTERA	SIMULIDAE			<input type="checkbox"/>	<input type="checkbox"/>	<input type="checkbox"/>	<input type="checkbox"/>
INSECTA	DIPTERA	TIPULIDAE			<input type="checkbox"/>	<input type="checkbox"/>	<input type="checkbox"/>	<input type="checkbox"/>
INSECTA	HOMOPTERA			<i>unidentified</i>	<input type="checkbox"/>	<input type="checkbox"/>	<input type="checkbox"/>	<input type="checkbox"/>
				<i>terrestrial</i>	<input type="checkbox"/>	<input type="checkbox"/>	<input type="checkbox"/>	<input type="checkbox"/>



ALS Laboratory Group  
 Manitoba Technology Centre  
 12-1329 Niakwa Road E  
 Winnipeg, Manitoba R2J 3T4  
 (204) 255-9720

## Benthic Sample Results

**Lab Number:**

**Work Order:**

**Date Sampled**

**Submitter** MP/JP

**Sample Type** soil


**Station No**

**Source:** DC

**WQ Site #:** SB12-18

**Sample ID**

Class	Order	Family/Suborder	Genus	Species	Larva	Adult	Pupa	Total
<i>INSECTA</i>	<i>TRICHOPTERA</i>	<i>LIMNEPHILIDAE</i>			<input type="checkbox"/>	<input type="checkbox"/>	<input type="checkbox"/>	<input type="checkbox"/>
<i>PELECYPODA</i>	<i>VENEROIDA</i>	<i>PISIIDAE</i>			<input type="checkbox"/>	<input type="checkbox"/>	<input type="checkbox"/>	<input type="checkbox"/>



ALS Laboratory Group  
 Manitoba Technology Centre  
 12-1329 Niakwa Road E  
 Winnipeg, Manitoba R2J 3T4  
 (204) 255-9720

# Benthic Sample Results

Lab Number:

Work Order:

Date Sampled:

Submitter: MP/JP

Sample Type: soil

Station No

Source: DC

WQ Site #: SB12-19

Sample ID

Class	Order	Family/Suborder	Genus	Species	Larva	Adult	Pupa	Total
GASTROPODA	NEOTAENIOGLOSS	HYDROBIIDAE			<input type="checkbox"/>	<input type="checkbox"/>	<input type="checkbox"/>	<input type="checkbox"/>
ANNELIDA	HIRUDINEA	ERPOBDELLIDAE			<input type="checkbox"/>	<input type="checkbox"/>	<input type="checkbox"/>	<input type="checkbox"/>
ANNELIDA	OLIGOCHAETA	NAIDIDAE			<input type="checkbox"/>	<input type="checkbox"/>	<input type="checkbox"/>	<input type="checkbox"/>
ANNELIDA	OLIGOCHAETA	TUBIFICIDAE			<input type="checkbox"/>	<input type="checkbox"/>	<input type="checkbox"/>	<input type="checkbox"/>
ARACHNOIDEA	TROMBIDIFORMES		<i>unidentified</i>	<i>nymph</i>	<input type="checkbox"/>	<input type="checkbox"/>	<input type="checkbox"/>	<input type="checkbox"/>
CRUSTACEA	AMPHIPODA	HYALELLIDAE			<input type="checkbox"/>	<input type="checkbox"/>	<input type="checkbox"/>	<input type="checkbox"/>
CRUSTACEA	COPEPODA	CALANOIDA			<input type="checkbox"/>	<input type="checkbox"/>	<input type="checkbox"/>	<input type="checkbox"/>
GASTROPODA	BASOMMATOPHOR	LYMNAEIDAE			<input type="checkbox"/>	<input type="checkbox"/>	<input type="checkbox"/>	<input type="checkbox"/>
GASTROPODA	BASOMMATOPHOR	PLANORBIIDAE			<input type="checkbox"/>	<input type="checkbox"/>	<input type="checkbox"/>	<input type="checkbox"/>
GASTROPODA	PROSOBRANCHIA	VALVATIDAE			<input type="checkbox"/>	<input type="checkbox"/>	<input type="checkbox"/>	<input type="checkbox"/>
INSECTA	COLEOPTERA	ELMIDAE			<input type="checkbox"/>	<input type="checkbox"/>	<input type="checkbox"/>	<input type="checkbox"/>
INSECTA	DIPTERA	CERATOPOGONIDAE			<input type="checkbox"/>	<input type="checkbox"/>	<input type="checkbox"/>	<input type="checkbox"/>
INSECTA	DIPTERA	CHIRONOMIDAE			<input type="checkbox"/>	<input type="checkbox"/>	<input type="checkbox"/>	<input type="checkbox"/>
INSECTA	EPHEMEROPTERA	CAENIDAE			<input type="checkbox"/>	<input type="checkbox"/>	<input type="checkbox"/>	<input type="checkbox"/>
INSECTA	EPHEMEROPTERA	EPHEMERIDAE			<input type="checkbox"/>	<input type="checkbox"/>	<input type="checkbox"/>	<input type="checkbox"/>
INSECTA	TRICHOPTERA	DIPSEUDOPSIDAE			<input type="checkbox"/>	<input type="checkbox"/>	<input type="checkbox"/>	<input type="checkbox"/>
INSECTA	TRICHOPTERA	LEPTOCERIDAE			<input type="checkbox"/>	<input type="checkbox"/>	<input type="checkbox"/>	<input type="checkbox"/>
PELECYPODA	VENEROIDA	PISIIDAE			<input type="checkbox"/>	<input type="checkbox"/>	<input type="checkbox"/>	<input type="checkbox"/>





ALS Laboratory Group  
 Manitoba Technology Centre  
 12-1329 Niakwa Road E  
 Winnipeg, Manitoba R2J 3T4  
 (204) 255-9720

# Benthic Sample Results

Lab Number:

Work Order:

Date Sampled:

Submitter: MP/JP

Sample Type: soil

Station No

Source: DC

WQ Site #: SB12-20

Sample ID

Class	Order	Family/Suborder	Genus	Species	Larva	Adult	Pupa	Total
GASTROPODA	NEOTAENIOGLOSS	HYDROBIIDAE			<input type="checkbox"/>	<input type="checkbox"/>	<input type="checkbox"/>	<input type="checkbox"/>
ANNELIDA	OLIGOCHAETA	TUBIFICIDAE			<input type="checkbox"/>	<input type="checkbox"/>	<input type="checkbox"/>	<input type="checkbox"/>
ARACHNOIDEA	TROMBIDIFORMES	LEBERTIIDAE			<input type="checkbox"/>	<input type="checkbox"/>	<input type="checkbox"/>	<input type="checkbox"/>
CRUSTACEA	AMPHIPODA	HYALELLIDAE			<input type="checkbox"/>	<input type="checkbox"/>	<input type="checkbox"/>	<input type="checkbox"/>
CRUSTACEA	CLADOCERA				<input type="checkbox"/>	<input type="checkbox"/>	<input type="checkbox"/>	<input type="checkbox"/>
CRUSTACEA	COPEPODA	CALANOIDA			<input type="checkbox"/>	<input type="checkbox"/>	<input type="checkbox"/>	<input type="checkbox"/>
GASTROPODA	BASOMMATOPHOR	LYMNAEIDAE			<input type="checkbox"/>	<input type="checkbox"/>	<input type="checkbox"/>	<input type="checkbox"/>
GASTROPODA	BASOMMATOPHOR	PLANORBIIDAE			<input type="checkbox"/>	<input type="checkbox"/>	<input type="checkbox"/>	<input type="checkbox"/>
GASTROPODA	PROSOBRANCHIA	VALVATIDAE			<input type="checkbox"/>	<input type="checkbox"/>	<input type="checkbox"/>	<input type="checkbox"/>
INSECTA	DIPTERA	CERATOPOGONIDAE			<input type="checkbox"/>	<input type="checkbox"/>	<input type="checkbox"/>	<input type="checkbox"/>
INSECTA	DIPTERA	CHIRONOMIDAE			<input type="checkbox"/>	<input type="checkbox"/>	<input type="checkbox"/>	<input type="checkbox"/>
INSECTA	EPHEMEROPTERA	CAENIDAE			<input type="checkbox"/>	<input type="checkbox"/>	<input type="checkbox"/>	<input type="checkbox"/>
INSECTA	EPHEMEROPTERA	EPHEMERIDAE			<input type="checkbox"/>	<input type="checkbox"/>	<input type="checkbox"/>	<input type="checkbox"/>
INSECTA	TRICHOPTERA	LEPTOCERIDAE			<input type="checkbox"/>	<input type="checkbox"/>	<input type="checkbox"/>	<input type="checkbox"/>
INSECTA	TRICHOPTERA	MOLANNIDAE			<input type="checkbox"/>	<input type="checkbox"/>	<input type="checkbox"/>	<input type="checkbox"/>
PELECYPODA	VENEROIDA	PISIIDAE			<input type="checkbox"/>	<input type="checkbox"/>	<input type="checkbox"/>	<input type="checkbox"/>
TURBELLARIA	TRICLADIDA				<input type="checkbox"/>	<input type="checkbox"/>	<input type="checkbox"/>	<input type="checkbox"/>



ALS Laboratory Group  
 Manitoba Technology Centre  
 12-1329 Niakwa Road E  
 Winnipeg, Manitoba R2J 3T4  
 (204) 255-9720

# Benthic Sample Results

Lab Number:

Work Order:

Date Sampled:

Submitter: MP/JP

Sample Type: soil

Station No

Source: DC

WQ Site #: SB12-15A

Sample ID

Class	Order	Family/Suborder	Genus	Species	Larva	Adult	Pupa	Total
ANNELIDA	OLIGOCHAETA	NAIDIDAE			<input type="checkbox"/>	<input type="checkbox"/>	<input type="checkbox"/>	<input type="checkbox"/>
ANNELIDA	OLIGOCHAETA	TUBIFICIDAE			<input type="checkbox"/>	<input type="checkbox"/>	<input type="checkbox"/>	<input type="checkbox"/>
ARACHNOIDEA	TROMBIDIFORMES	HYGROBATIDAE			<input type="checkbox"/>	<input type="checkbox"/>	<input type="checkbox"/>	<input type="checkbox"/>
ARACHNOIDEA	TROMBIDIFORMES	LEBERTIIDAE			<input type="checkbox"/>	<input type="checkbox"/>	<input type="checkbox"/>	<input type="checkbox"/>
COELENTERATA		HYDRIDAE			<input type="checkbox"/>	<input type="checkbox"/>	<input type="checkbox"/>	<input type="checkbox"/>
CRUSTACEA	AMPHIPODA	HYALELLIDAE			<input type="checkbox"/>	<input type="checkbox"/>	<input type="checkbox"/>	<input type="checkbox"/>
CRUSTACEA	CLADOCERA				<input type="checkbox"/>	<input type="checkbox"/>	<input type="checkbox"/>	<input type="checkbox"/>
CRUSTACEA	COPEPODA	CYCLOPOIDA			<input type="checkbox"/>	<input type="checkbox"/>	<input type="checkbox"/>	<input type="checkbox"/>
GASTROPODA	BASOMMATOPHOR	PLANORBIIDAE			<input type="checkbox"/>	<input type="checkbox"/>	<input type="checkbox"/>	<input type="checkbox"/>
INSECTA	COLEOPTERA	ELMIDAE			<input type="checkbox"/>	<input type="checkbox"/>	<input type="checkbox"/>	<input type="checkbox"/>
INSECTA	DIPTERA			<i>unidentified pupa</i>	<input type="checkbox"/>	<input type="checkbox"/>	<input type="checkbox"/>	<input type="checkbox"/>
INSECTA	DIPTERA	CERATOPOGONIDAE			<input type="checkbox"/>	<input type="checkbox"/>	<input type="checkbox"/>	<input type="checkbox"/>
INSECTA	DIPTERA	CHIRONOMIDAE			<input type="checkbox"/>	<input type="checkbox"/>	<input type="checkbox"/>	<input type="checkbox"/>
INSECTA	DIPTERA	TABANIDAE			<input type="checkbox"/>	<input type="checkbox"/>	<input type="checkbox"/>	<input type="checkbox"/>
INSECTA	DIPTERA	TIPULIDAE			<input type="checkbox"/>	<input type="checkbox"/>	<input type="checkbox"/>	<input type="checkbox"/>
INSECTA	EPHEMEROPTERA	CAENIDAE			<input type="checkbox"/>	<input type="checkbox"/>	<input type="checkbox"/>	<input type="checkbox"/>
INSECTA	EPHEMEROPTERA	LEPTOPHLEBIIDAE			<input type="checkbox"/>	<input type="checkbox"/>	<input type="checkbox"/>	<input type="checkbox"/>
INSECTA	HEMIPTERA	SALDIDAE			<input type="checkbox"/>	<input type="checkbox"/>	<input type="checkbox"/>	<input type="checkbox"/>
INSECTA	LEPIDOPTERA	PYRALIDAE			<input type="checkbox"/>	<input type="checkbox"/>	<input type="checkbox"/>	<input type="checkbox"/>
INSECTA	ODONATA - ZYGOP	CALOPTERYGIDAE			<input type="checkbox"/>	<input type="checkbox"/>	<input type="checkbox"/>	<input type="checkbox"/>
INSECTA	TRICHOPTERA	HYDROPTILIDAE			<input type="checkbox"/>	<input type="checkbox"/>	<input type="checkbox"/>	<input type="checkbox"/>



ALS Laboratory Group  
 Manitoba Technology Centre  
 12-1329 Niakwa Road E  
 Winnipeg, Manitoba R2J 3T4  
 (204) 255-9720

## Benthic Sample Results

Lab Number:

Work Order:

Date Sampled:

Submitter: MP/JP

Sample Type: soil

Station No:

Source: DC

WQ Site #: SB12-15A

Sample ID:

Class	Order	Family/Suborder	Genus	Species	Larva	Adult	Pupa	Total
INSECTA	TRICHOPTERA	LIMNEPHILIDAE			<input type="checkbox"/>	<input type="checkbox"/>	<input type="checkbox"/>	<input type="checkbox"/>
INSECTA	TRICHOPTERA	PHRYGANEIDAE			<input type="checkbox"/>	<input type="checkbox"/>	<input type="checkbox"/>	<input type="checkbox"/>
PELECYPODA	VENEROIDA	PISIIDAE			<input type="checkbox"/>	<input type="checkbox"/>	<input type="checkbox"/>	<input type="checkbox"/>



ALS Laboratory Group  
 Manitoba Technology Centre  
 12-1329 Niakwa Road E  
 Winnipeg, Manitoba R2J 3T4  
 (204) 255-9720

# Benthic Sample Results

Lab Number:

Work Order:

Date Sampled:

Submitter: MP/JP

Sample Type: soil

Station No

Source: DC

WQ Site #: SB12-16

Sample ID

Class	Order	Family/Suborder	Genus	Species	Larva	Adult	Pupa	Total
ANNELIDA	OLIGOCHAETA	LUMBRICULIDAE			<input type="checkbox"/>	<input type="checkbox"/>	<input type="checkbox"/>	<input type="checkbox"/>
ANNELIDA	OLIGOCHAETA	NAIDIDAE			<input type="checkbox"/>	<input type="checkbox"/>	<input type="checkbox"/>	<input type="checkbox"/>
ANNELIDA	OLIGOCHAETA	TUBIFICIDAE			<input type="checkbox"/>	<input type="checkbox"/>	<input type="checkbox"/>	<input type="checkbox"/>
ARACHNOIDEA	TROMBIDIFORMES	HYGROBATIDAE			<input type="checkbox"/>	<input type="checkbox"/>	<input type="checkbox"/>	<input type="checkbox"/>
CRUSTACEA	AMPHIPODA	HYALELLIDAE			<input type="checkbox"/>	<input type="checkbox"/>	<input type="checkbox"/>	<input type="checkbox"/>
CRUSTACEA	CLADOCERA				<input type="checkbox"/>	<input type="checkbox"/>	<input type="checkbox"/>	<input type="checkbox"/>
CRUSTACEA	COPEPODA	CALANOIDA			<input type="checkbox"/>	<input type="checkbox"/>	<input type="checkbox"/>	<input type="checkbox"/>
CRUSTACEA	COPEPODA	CYCLOPOIDA			<input type="checkbox"/>	<input type="checkbox"/>	<input type="checkbox"/>	<input type="checkbox"/>
CRUSTACEA	OSTRACODA				<input type="checkbox"/>	<input type="checkbox"/>	<input type="checkbox"/>	<input type="checkbox"/>
INSECTA	COLEOPTERA	ELMIDAE			<input type="checkbox"/>	<input type="checkbox"/>	<input type="checkbox"/>	<input type="checkbox"/>
INSECTA	DIPTERA	CERATOPOGONIDAE			<input type="checkbox"/>	<input type="checkbox"/>	<input type="checkbox"/>	<input type="checkbox"/>
INSECTA	DIPTERA	CHIRONOMIDAE			<input type="checkbox"/>	<input type="checkbox"/>	<input type="checkbox"/>	<input type="checkbox"/>
INSECTA	DIPTERA	TIPULIDAE			<input type="checkbox"/>	<input type="checkbox"/>	<input type="checkbox"/>	<input type="checkbox"/>
INSECTA	EPHEMEROPTERA	CAENIDAE			<input type="checkbox"/>	<input type="checkbox"/>	<input type="checkbox"/>	<input type="checkbox"/>
INSECTA	EPHEMEROPTERA	LEPTOPHLEBIIDAE			<input type="checkbox"/>	<input type="checkbox"/>	<input type="checkbox"/>	<input type="checkbox"/>
INSECTA	HOMOPTERA		unidentified	terrestrial	<input type="checkbox"/>	<input type="checkbox"/>	<input type="checkbox"/>	<input type="checkbox"/>
INSECTA	TRICHOPTERA	HYDROPSYCHIDAE			<input type="checkbox"/>	<input type="checkbox"/>	<input type="checkbox"/>	<input type="checkbox"/>
PELECYPODA	VENEROIDA	PISIIDAE			<input type="checkbox"/>	<input type="checkbox"/>	<input type="checkbox"/>	<input type="checkbox"/>



ALS Laboratory Group  
 Manitoba Technology Centre  
 12-1329 Niakwa Road E  
 Winnipeg, Manitoba R2J 3T4  
 (204) 255-9720

# Benthic Sample Results

Lab Number:

Work Order:

Date Sampled:

Submitter: MP/JP

Sample Type: soil

Station No

Source: DC

WQ Site #: SB12-14

Sample ID

Class	Order	Family/Suborder	Genus	Species	Larva	Adult	Pupa	Total
ANNELIDA	HIRUDINEA	ERPOBDELLIDAE			<input type="checkbox"/>	<input type="checkbox"/>	<input type="checkbox"/>	<input type="checkbox"/>
ANNELIDA	HIRUDINEA	GLOSSIPHONIIDAE			<input type="checkbox"/>	<input type="checkbox"/>	<input type="checkbox"/>	<input type="checkbox"/>
ANNELIDA	OLIGOCHAETA	NAIDIDAE			<input type="checkbox"/>	<input type="checkbox"/>	<input type="checkbox"/>	<input type="checkbox"/>
ANNELIDA	OLIGOCHAETA	TUBIFICIDAE			<input type="checkbox"/>	<input type="checkbox"/>	<input type="checkbox"/>	<input type="checkbox"/>
ARACHNOIDEA	TROMBIDIFORMES	HYGROBATIDAE			<input type="checkbox"/>	<input type="checkbox"/>	<input type="checkbox"/>	<input type="checkbox"/>
CRUSTACEA	CLADOCERA				<input type="checkbox"/>	<input type="checkbox"/>	<input type="checkbox"/>	<input type="checkbox"/>
CRUSTACEA	COPEPODA	CALANOIDA			<input type="checkbox"/>	<input type="checkbox"/>	<input type="checkbox"/>	<input type="checkbox"/>
CRUSTACEA	COPEPODA	CYCLOPOIDA			<input type="checkbox"/>	<input type="checkbox"/>	<input type="checkbox"/>	<input type="checkbox"/>
CRUSTACEA	OSTRACODA				<input type="checkbox"/>	<input type="checkbox"/>	<input type="checkbox"/>	<input type="checkbox"/>
INSECTA	COLEOPTERA	ELMIDAE			<input type="checkbox"/>	<input type="checkbox"/>	<input type="checkbox"/>	<input type="checkbox"/>
INSECTA	DIPTERA		<i>unidentified pupa</i>		<input type="checkbox"/>	<input type="checkbox"/>	<input type="checkbox"/>	<input type="checkbox"/>
INSECTA	DIPTERA	CERATOPOGONIDAE			<input type="checkbox"/>	<input type="checkbox"/>	<input type="checkbox"/>	<input type="checkbox"/>
INSECTA	DIPTERA	CHIRONOMIDAE			<input type="checkbox"/>	<input type="checkbox"/>	<input type="checkbox"/>	<input type="checkbox"/>
INSECTA	DIPTERA	EMPIDIDAE			<input type="checkbox"/>	<input type="checkbox"/>	<input type="checkbox"/>	<input type="checkbox"/>
INSECTA	DIPTERA	PSYCHODIDAE			<input type="checkbox"/>	<input type="checkbox"/>	<input type="checkbox"/>	<input type="checkbox"/>
INSECTA	DIPTERA	PTYCHOPTERIDAE			<input type="checkbox"/>	<input type="checkbox"/>	<input type="checkbox"/>	<input type="checkbox"/>
INSECTA	DIPTERA	TABANIDAE			<input type="checkbox"/>	<input type="checkbox"/>	<input type="checkbox"/>	<input type="checkbox"/>
INSECTA	DIPTERA	TIPULIDAE			<input type="checkbox"/>	<input type="checkbox"/>	<input type="checkbox"/>	<input type="checkbox"/>
INSECTA	EPHEMEROPTERA	LEPTOPHLEBIIDAE			<input type="checkbox"/>	<input type="checkbox"/>	<input type="checkbox"/>	<input type="checkbox"/>
INSECTA	ODONATA-ANISOP	CORDULIDAE			<input type="checkbox"/>	<input type="checkbox"/>	<input type="checkbox"/>	<input type="checkbox"/>
PELECYPODA	VENEROIDA	PISIIDAE			<input type="checkbox"/>	<input type="checkbox"/>	<input type="checkbox"/>	<input type="checkbox"/>



ALS Laboratory Group  
 Manitoba Technology Centre  
 12-1329 Niakwa Road E  
 Winnipeg, Manitoba R2J 3T4  
 (204) 255-9720

# Benthic Sample Results

Lab Number:

Work Order:

Date Sampled:

Submitter: MP/JP

Sample Type: soil

Station No:

Source:  D  C

WQ Site #: SB12-13

Sample ID:

Class	Order	Family/Suborder	Genus	Species	Larva	Adult	Pupa	Total
ANNELIDA	HIRUDINEA	ERPOBDELLIDAE			<input type="checkbox"/>	<input type="checkbox"/>	<input type="checkbox"/>	<input type="checkbox"/>
ANNELIDA	OLIGOCHAETA	NAIDIDAE			<input type="checkbox"/>	<input type="checkbox"/>	<input type="checkbox"/>	<input type="checkbox"/>
ANNELIDA	OLIGOCHAETA	TUBIFICIDAE			<input type="checkbox"/>	<input type="checkbox"/>	<input type="checkbox"/>	<input type="checkbox"/>
ARACHNOIDEA	TROMBIDIFORMES		<i>unidentified</i>	<i>nymph</i>	<input type="checkbox"/>	<input type="checkbox"/>	<input type="checkbox"/>	<input type="checkbox"/>
ARACHNOIDEA	TROMBIDIFORMES	ARRENURIDAE			<input type="checkbox"/>	<input type="checkbox"/>	<input type="checkbox"/>	<input type="checkbox"/>
ARACHNOIDEA	TROMBIDIFORMES	HYGROBATIDAE			<input type="checkbox"/>	<input type="checkbox"/>	<input type="checkbox"/>	<input type="checkbox"/>
ARACHNOIDEA	TROMBIDIFORMES	LEBERTIIDAE			<input type="checkbox"/>	<input type="checkbox"/>	<input type="checkbox"/>	<input type="checkbox"/>
CRUSTACEA	CLADOCERA				<input type="checkbox"/>	<input type="checkbox"/>	<input type="checkbox"/>	<input type="checkbox"/>
CRUSTACEA	COPEPODA	CALANOIDA			<input type="checkbox"/>	<input type="checkbox"/>	<input type="checkbox"/>	<input type="checkbox"/>
CRUSTACEA	COPEPODA	CYCLOPOIDA			<input type="checkbox"/>	<input type="checkbox"/>	<input type="checkbox"/>	<input type="checkbox"/>
CRUSTACEA	OSTRACODA				<input type="checkbox"/>	<input type="checkbox"/>	<input type="checkbox"/>	<input type="checkbox"/>
INSECTA	DIPTERA		<i>unidentified pupa</i>		<input type="checkbox"/>	<input type="checkbox"/>	<input type="checkbox"/>	<input type="checkbox"/>
INSECTA	DIPTERA	CERATOPOGONIDAE			<input type="checkbox"/>	<input type="checkbox"/>	<input type="checkbox"/>	<input type="checkbox"/>
INSECTA	DIPTERA	CHIRONOMIDAE			<input type="checkbox"/>	<input type="checkbox"/>	<input type="checkbox"/>	<input type="checkbox"/>
INSECTA	DIPTERA	PTYCHOPTERIDAE			<input type="checkbox"/>	<input type="checkbox"/>	<input type="checkbox"/>	<input type="checkbox"/>
INSECTA	DIPTERA	SIMULIDAE			<input type="checkbox"/>	<input type="checkbox"/>	<input type="checkbox"/>	<input type="checkbox"/>
INSECTA	DIPTERA	TABANIDAE			<input type="checkbox"/>	<input type="checkbox"/>	<input type="checkbox"/>	<input type="checkbox"/>
INSECTA	DIPTERA	TIPULIDAE			<input type="checkbox"/>	<input type="checkbox"/>	<input type="checkbox"/>	<input type="checkbox"/>
INSECTA	EPHEMEROPTERA	LEPTOPHLEBIIDAE			<input type="checkbox"/>	<input type="checkbox"/>	<input type="checkbox"/>	<input type="checkbox"/>
INSECTA	HOMOPTERA		<i>unidentified</i>	<i>terrestrial</i>	<input type="checkbox"/>	<input type="checkbox"/>	<input type="checkbox"/>	<input type="checkbox"/>
INSECTA	LEPIDOPTERA		<i>unidentified</i>		<input type="checkbox"/>	<input type="checkbox"/>	<input type="checkbox"/>	<input type="checkbox"/>



ALS Laboratory Group  
 Manitoba Technology Centre  
 12-1329 Niakwa Road E  
 Winnipeg, Manitoba R2J 3T4  
 (204) 255-9720

## Benthic Sample Results

Lab Number:

Work Order:

Date Sampled:

Submitter: MP/JP

Sample Type: soil

Station No:

Source:

WQ Site #: SB12-13

Sample ID:

Class	Order	Family/Suborder	Genus	Species	Larva	Adult	Pupa	Total
INSECTA	TRICHOPTERA	LEPIDOSTOMATIDAE			<input type="checkbox"/>	<input type="checkbox"/>	<input type="checkbox"/>	<input type="checkbox"/>
INSECTA	TRICHOPTERA	PHRYGANEIDAE			<input type="checkbox"/>	<input type="checkbox"/>	<input type="checkbox"/>	<input type="checkbox"/>
PELECYPODA	VENEROIDA	PISIIDAE			<input type="checkbox"/>	<input type="checkbox"/>	<input type="checkbox"/>	<input type="checkbox"/>



ALS Laboratory Group  
 Manitoba Technology Centre  
 12-1329 Niakwa Road E  
 Winnipeg, Manitoba R2J 3T4  
 (204) 255-9720

# Benthic Sample Results

Lab Number:

Work Order:

Date Sampled:

Submitter: MP/JP

Sample Type: soil

Station No

Source: DC

WQ Site #: SB12-11A

Sample ID

Class	Order	Family/Suborder	Genus	Species	Larva	Adult	Pupa	Total
ANNELIDA	OLIGOCHAETA	TUBIFICIDAE			<input type="checkbox"/>	<input type="checkbox"/>	<input type="checkbox"/>	<input type="checkbox"/>
ARACHNOIDEA	ORBATIDA		<i>unidentified</i>		<input type="checkbox"/>	<input type="checkbox"/>	<input type="checkbox"/>	<input type="checkbox"/>
ARACHNOIDEA	TROMBIDIFORMES	HYGROBATIDAE			<input type="checkbox"/>	<input type="checkbox"/>	<input type="checkbox"/>	<input type="checkbox"/>
ARACHNOIDEA	TROMBIDIFORMES	SPERCHONIDAE			<input type="checkbox"/>	<input type="checkbox"/>	<input type="checkbox"/>	<input type="checkbox"/>
ARACHNOIDEA	TROMBIDIFORMES	UNIONICOLIDAE			<input type="checkbox"/>	<input type="checkbox"/>	<input type="checkbox"/>	<input type="checkbox"/>
CRUSTACEA	COPEPODA	CYCLOPOIDA			<input type="checkbox"/>	<input type="checkbox"/>	<input type="checkbox"/>	<input type="checkbox"/>
CRUSTACEA	COPEPODA	HARPACTICOIDA			<input type="checkbox"/>	<input type="checkbox"/>	<input type="checkbox"/>	<input type="checkbox"/>
CRUSTACEA	OSTRACODA				<input type="checkbox"/>	<input type="checkbox"/>	<input type="checkbox"/>	<input type="checkbox"/>
INSECTA	COLEOPTERA	HALIPLIDAE			<input type="checkbox"/>	<input type="checkbox"/>	<input type="checkbox"/>	<input type="checkbox"/>
INSECTA	COLLEMBOLA	HYPOGASTRURIDAE			<input type="checkbox"/>	<input type="checkbox"/>	<input type="checkbox"/>	<input type="checkbox"/>
INSECTA	DIPTERA	CERATOPOGONIDAE			<input type="checkbox"/>	<input type="checkbox"/>	<input type="checkbox"/>	<input type="checkbox"/>
INSECTA	DIPTERA	CHIRONOMIDAE			<input type="checkbox"/>	<input type="checkbox"/>	<input type="checkbox"/>	<input type="checkbox"/>
INSECTA	DIPTERA	TIPULIDAE			<input type="checkbox"/>	<input type="checkbox"/>	<input type="checkbox"/>	<input type="checkbox"/>
INSECTA	Ephemeroptera	LEPTOPHLEBIIDAE			<input type="checkbox"/>	<input type="checkbox"/>	<input type="checkbox"/>	<input type="checkbox"/>
INSECTA	HEMIPTERA	CORIXIDAE			<input type="checkbox"/>	<input type="checkbox"/>	<input type="checkbox"/>	<input type="checkbox"/>
INSECTA	ODONATA-ANISOP	AESHNIDAE			<input type="checkbox"/>	<input type="checkbox"/>	<input type="checkbox"/>	<input type="checkbox"/>
INSECTA	ODONATA-ANISOP	CORDULIDAE			<input type="checkbox"/>	<input type="checkbox"/>	<input type="checkbox"/>	<input type="checkbox"/>
PELECYPODA	VENEROIDA	PISIIDAE			<input type="checkbox"/>	<input type="checkbox"/>	<input type="checkbox"/>	<input type="checkbox"/>





ALS Laboratory Group  
 Manitoba Technology Centre  
 12-1329 Niakwa Road E  
 Winnipeg, Manitoba R2J 3T4  
 (204) 255-9720

## Benthic Sample Results

Lab Number:

Work Order:

Date Sampled:

Submitter: MP/JP

Sample Type: soil

Station No

Source: DC

WQ Site #: SB12-12

Sample ID

Class	Order	Family/Suborder	Genus	Species	Larva	Adult	Pupa	Total
ANNELIDA	OLIGOCHAETA	NAIDIDAE			<input type="checkbox"/>	<input type="checkbox"/>	<input type="checkbox"/>	<input type="checkbox"/>
ANNELIDA	OLIGOCHAETA	TUBIFICIDAE			<input type="checkbox"/>	<input type="checkbox"/>	<input type="checkbox"/>	<input type="checkbox"/>
CRUSTACEA	AMPHIPODA	HYALELLIDAE			<input type="checkbox"/>	<input type="checkbox"/>	<input type="checkbox"/>	<input type="checkbox"/>
CRUSTACEA	COPEPODA	CYCLOPOIDA			<input type="checkbox"/>	<input type="checkbox"/>	<input type="checkbox"/>	<input type="checkbox"/>
CRUSTACEA	OSTRACODA				<input type="checkbox"/>	<input type="checkbox"/>	<input type="checkbox"/>	<input type="checkbox"/>
INSECTA	DIPTERA	CERATOPOGONIDAE			<input type="checkbox"/>	<input type="checkbox"/>	<input type="checkbox"/>	<input type="checkbox"/>
INSECTA	DIPTERA	CHIRONOMIDAE			<input type="checkbox"/>	<input type="checkbox"/>	<input type="checkbox"/>	<input type="checkbox"/>
INSECTA	DIPTERA	TIPULIDAE			<input type="checkbox"/>	<input type="checkbox"/>	<input type="checkbox"/>	<input type="checkbox"/>
INSECTA	EPHEMEROPTERA	CAENIDAE			<input type="checkbox"/>	<input type="checkbox"/>	<input type="checkbox"/>	<input type="checkbox"/>
INSECTA	TRICHOPTERA	LEPTOCERIDAE			<input type="checkbox"/>	<input type="checkbox"/>	<input type="checkbox"/>	<input type="checkbox"/>
PELECYPODA	VENEROIDA	PISIIDAE			<input type="checkbox"/>	<input type="checkbox"/>	<input type="checkbox"/>	<input type="checkbox"/>



ALS Laboratory Group  
 Manitoba Technology Centre  
 12-1329 Niakwa Road E  
 Winnipeg, Manitoba R2J 3T4  
 (204) 255-9720

# Benthic Sample Results

Lab Number:

Work Order:

Date Sampled:

Submitter: MP/JP

Sample Type: soil

Station No:

Source: DC

WQ Site #: SB12-3

Sample ID:

Class	Order	Family/Suborder	Genus	Species	Larva	Adult	Pupa	Total
ANNELIDA	HIRUDINEA	ERPOBDELLIDAE			<input type="checkbox"/>	<input type="checkbox"/>	<input type="checkbox"/>	<input type="checkbox"/>
ANNELIDA	OLIGOCHAETA	NAIDIDAE			<input type="checkbox"/>	<input type="checkbox"/>	<input type="checkbox"/>	<input type="checkbox"/>
ANNELIDA	OLIGOCHAETA	TUBIFICIDAE			<input type="checkbox"/>	<input type="checkbox"/>	<input type="checkbox"/>	<input type="checkbox"/>
INSECTA	COLEOPTERA	ELMIDAE			<input type="checkbox"/>	<input type="checkbox"/>	<input type="checkbox"/>	<input type="checkbox"/>
INSECTA	COLLEMBOLA	ISOTOMIDAE			<input type="checkbox"/>	<input type="checkbox"/>	<input type="checkbox"/>	<input type="checkbox"/>
INSECTA	DIPTERA	CERATOPOGONIDAE			<input type="checkbox"/>	<input type="checkbox"/>	<input type="checkbox"/>	<input type="checkbox"/>
INSECTA	DIPTERA	CHIRONOMIDAE			<input type="checkbox"/>	<input type="checkbox"/>	<input type="checkbox"/>	<input type="checkbox"/>
INSECTA	DIPTERA	EMPIDIDAE			<input type="checkbox"/>	<input type="checkbox"/>	<input type="checkbox"/>	<input type="checkbox"/>
INSECTA	DIPTERA	SIMULIDAE			<input type="checkbox"/>	<input type="checkbox"/>	<input type="checkbox"/>	<input type="checkbox"/>
INSECTA	EPHEMEROPTERA	BAETIDAE			<input type="checkbox"/>	<input type="checkbox"/>	<input type="checkbox"/>	<input type="checkbox"/>
INSECTA	EPHEMEROPTERA	HEPTAGENIIDAE			<input type="checkbox"/>	<input type="checkbox"/>	<input type="checkbox"/>	<input type="checkbox"/>
INSECTA	EPHEMEROPTERA	LEPTOPHLEBIIDAE			<input type="checkbox"/>	<input type="checkbox"/>	<input type="checkbox"/>	<input type="checkbox"/>
INSECTA	HEMIPTERA	SALDIDAE			<input type="checkbox"/>	<input type="checkbox"/>	<input type="checkbox"/>	<input type="checkbox"/>
INSECTA	ODONATA-ANISOP	GOMPHIDAE			<input type="checkbox"/>	<input type="checkbox"/>	<input type="checkbox"/>	<input type="checkbox"/>
INSECTA	PLECOPTERA	CAPNIIDAE			<input type="checkbox"/>	<input type="checkbox"/>	<input type="checkbox"/>	<input type="checkbox"/>
INSECTA	PLECOPTERA	LEUCTRIDAE			<input type="checkbox"/>	<input type="checkbox"/>	<input type="checkbox"/>	<input type="checkbox"/>
INSECTA	PLECOPTERA	PERLODIDAE			<input type="checkbox"/>	<input type="checkbox"/>	<input type="checkbox"/>	<input type="checkbox"/>
INSECTA	TRICHOPTERA	HYDROPSYCHIDAE			<input type="checkbox"/>	<input type="checkbox"/>	<input type="checkbox"/>	<input type="checkbox"/>
INSECTA	TRICHOPTERA	LEPIDOSTOMATIDAE			<input type="checkbox"/>	<input type="checkbox"/>	<input type="checkbox"/>	<input type="checkbox"/>
INSECTA	TRICHOPTERA	LIMNAPHILIDAE			<input type="checkbox"/>	<input type="checkbox"/>	<input type="checkbox"/>	<input type="checkbox"/>
INSECTA	TRICHOPTERA	PHILOPOTAMIDAE			<input type="checkbox"/>	<input type="checkbox"/>	<input type="checkbox"/>	<input type="checkbox"/>



ALS Laboratory Group  
 Manitoba Technology Centre  
 12-1329 Niakwa Road E  
 Winnipeg, Manitoba R2J 3T4  
 (204) 255-9720

## Benthic Sample Results

**Lab Number:** □□□□□□□□□□

**Work Order:** □□□□□□□□

**Date Sampled** □□□□□□□□□□

**Submitter** MP/JP

**Sample Type** soil


**Station No**

**Source:** □□□□□□□□□□D□□□□□□C□

**WQ Site #:** SB12-3

**Sample ID**

Class	Order	Family/Suborder	Genus	Species	Larva	Adult	Pupa	Total
<i>PELECYPODA</i>	<i>VENEROIDA</i>	<i>PISIIDAE</i>			□	□	□	□□□



ALS Laboratory Group  
 Manitoba Technology Centre  
 12-1329 Niakwa Road E  
 Winnipeg, Manitoba R2J 3T4  
 (204) 255-9720

# Benthic Sample Results

Lab Number:

Work Order:

Date Sampled:

Submitter: MP/JP

Sample Type: soil

Station No:

Source: DC

WQ Site #: SB12-5A

Sample ID:

Class	Order	Family/Suborder	Genus	Species	Larva	Adult	Pupa	Total
GASTROPODA	NEOTAENIOGLOSS	HYDROBIIDAE			<input type="checkbox"/>	<input type="checkbox"/>	<input type="checkbox"/>	<input type="checkbox"/>
ANNELIDA	OLIGOCHAETA	NAIDIDAE			<input type="checkbox"/>	<input type="checkbox"/>	<input type="checkbox"/>	<input type="checkbox"/>
ARACHNOIDEA	ARANEAE			<i>unidentified spider</i>	<input type="checkbox"/>	<input type="checkbox"/>	<input type="checkbox"/>	<input type="checkbox"/>
ARACHNOIDEA	TROMBIDIFORMES	SPERCHONIDAE			<input type="checkbox"/>	<input type="checkbox"/>	<input type="checkbox"/>	<input type="checkbox"/>
INSECTA	COLEOPTERA	ELMIDAE			<input type="checkbox"/>	<input type="checkbox"/>	<input type="checkbox"/>	<input type="checkbox"/>
INSECTA	COLLEMBOLA	ISOTOMIDAE			<input type="checkbox"/>	<input type="checkbox"/>	<input type="checkbox"/>	<input type="checkbox"/>
INSECTA	DIPTERA	CERATOPOGONIDAE			<input type="checkbox"/>	<input type="checkbox"/>	<input type="checkbox"/>	<input type="checkbox"/>
INSECTA	DIPTERA	CHIRONOMIDAE			<input type="checkbox"/>	<input type="checkbox"/>	<input type="checkbox"/>	<input type="checkbox"/>
INSECTA	DIPTERA	EMPIDIDAE			<input type="checkbox"/>	<input type="checkbox"/>	<input type="checkbox"/>	<input type="checkbox"/>
INSECTA	DIPTERA	SIMULIDAE			<input type="checkbox"/>	<input type="checkbox"/>	<input type="checkbox"/>	<input type="checkbox"/>
INSECTA	DIPTERA	TABANIDAE			<input type="checkbox"/>	<input type="checkbox"/>	<input type="checkbox"/>	<input type="checkbox"/>
INSECTA	DIPTERA	TIPULIDAE			<input type="checkbox"/>	<input type="checkbox"/>	<input type="checkbox"/>	<input type="checkbox"/>
INSECTA	EPHEMEROPTERA	BAETIDAE			<input type="checkbox"/>	<input type="checkbox"/>	<input type="checkbox"/>	<input type="checkbox"/>
INSECTA	EPHEMEROPTERA	HEPTAGENIIDAE			<input type="checkbox"/>	<input type="checkbox"/>	<input type="checkbox"/>	<input type="checkbox"/>
INSECTA	HYMENOPTERA			<i>terrestrial</i>	<input type="checkbox"/>	<input type="checkbox"/>	<input type="checkbox"/>	<input type="checkbox"/>
INSECTA	ODONATA-ANISOP	CORDULEGASTRIDAE			<input type="checkbox"/>	<input type="checkbox"/>	<input type="checkbox"/>	<input type="checkbox"/>
INSECTA	PLECOPTERA			<i>unidentified nymph</i>	<input type="checkbox"/>	<input type="checkbox"/>	<input type="checkbox"/>	<input type="checkbox"/>
INSECTA	PLECOPTERA	CAPNIIDAE		<i>too young to ID</i>	<input type="checkbox"/>	<input type="checkbox"/>	<input type="checkbox"/>	<input type="checkbox"/>
INSECTA	PLECOPTERA	PERLODIDAE			<input type="checkbox"/>	<input type="checkbox"/>	<input type="checkbox"/>	<input type="checkbox"/>
INSECTA	PLECOPTERA	TAENIOPTERYGIDAE			<input type="checkbox"/>	<input type="checkbox"/>	<input type="checkbox"/>	<input type="checkbox"/>
INSECTA	TRICHOPTERA	DIPSEUDOPSIDAE			<input type="checkbox"/>	<input type="checkbox"/>	<input type="checkbox"/>	<input type="checkbox"/>



ALS Laboratory Group  
 Manitoba Technology Centre  
 12-1329 Niakwa Road E  
 Winnipeg, Manitoba R2J 3T4  
 (204) 255-9720

## Benthic Sample Results

Lab Number: □□□□□□□□

Work Order: □□□□□□□□

Date Sampled: □□□□□□□□□□

Submitter: MP/JP

Sample Type: soil

Station No

Source: □□□□□□□□D□□□□□C□

WQ Site #: SB12-5A

Sample ID

Class	Order	Family/Suborder	Genus	Species	Larva	Adult	Pupa	Total
INSECTA	TRICHOPTERA	HYDROPSYCHIDAE			□	□	□	□
INSECTA	TRICHOPTERA	LEPIDOSTOMATIDAE			□□	□	□	□□
INSECTA	TRICHOPTERA	LIMNEPHILIDAE			□	□	□	□
INSECTA	TRICHOPTERA	PHILOPOTAMIDAE			□	□	□	□
INSECTA	TRICHOPTERA	POLYCENTROPODIDA			□	□	□	□
PELECYPODA	VENEROIDA	PISIIDAE			□	□	□	□



ALS Laboratory Group  
 Manitoba Technology Centre  
 12-1329 Niakwa Road E  
 Winnipeg, Manitoba R2J 3T4  
 (204) 255-9720

# Benthic Sample Results

Lab Number:

Work Order:

Date Sampled:

Submitter: MP/JP

Sample Type: soil

Station No:

Source: DC

WQ Site #: SB12-2A

Sample ID:

Class	Order	Family/Suborder	Genus	Species	Larva	Adult	Pupa	Total
ANNELIDA	OLIGOCHAETA	NAIDIDAE			<input type="checkbox"/>	<input type="checkbox"/>	<input type="checkbox"/>	<input type="checkbox"/>
ANNELIDA	OLIGOCHAETA	TUBIFICIDAE			<input type="checkbox"/>	<input type="checkbox"/>	<input type="checkbox"/>	<input type="checkbox"/>
ARACHNOIDEA	TROMBIDIFORMES		<i>unidentified</i>	<i>nymph</i>	<input type="checkbox"/>	<input type="checkbox"/>	<input type="checkbox"/>	<input type="checkbox"/>
ARACHNOIDEA	TROMBIDIFORMES	SPERCHONIDAE			<input type="checkbox"/>	<input type="checkbox"/>	<input type="checkbox"/>	<input type="checkbox"/>
CRUSTACEA	COPEPODA	CYCLOPOIDA			<input type="checkbox"/>	<input type="checkbox"/>	<input type="checkbox"/>	<input type="checkbox"/>
CRUSTACEA	OSTRACODA				<input type="checkbox"/>	<input type="checkbox"/>	<input type="checkbox"/>	<input type="checkbox"/>
GASTROPODA	BASOMMATOPHOR	LYMNAEIDAE			<input type="checkbox"/>	<input type="checkbox"/>	<input type="checkbox"/>	<input type="checkbox"/>
INSECTA	COLEOPTERA	DYTISCIDAE			<input type="checkbox"/>	<input type="checkbox"/>	<input type="checkbox"/>	<input type="checkbox"/>
INSECTA	COLEOPTERA	ELMIDAE			<input type="checkbox"/>	<input type="checkbox"/>	<input type="checkbox"/>	<input type="checkbox"/>
INSECTA	DIPTERA	CERATOPOGONIDAE			<input type="checkbox"/>	<input type="checkbox"/>	<input type="checkbox"/>	<input type="checkbox"/>
INSECTA	DIPTERA	CHIRONOMIDAE			<input type="checkbox"/>	<input type="checkbox"/>	<input type="checkbox"/>	<input type="checkbox"/>
INSECTA	DIPTERA	PSYCHODIDAE			<input type="checkbox"/>	<input type="checkbox"/>	<input type="checkbox"/>	<input type="checkbox"/>
INSECTA	DIPTERA	TABANIDAE			<input type="checkbox"/>	<input type="checkbox"/>	<input type="checkbox"/>	<input type="checkbox"/>
INSECTA	DIPTERA	TIPULIDAE			<input type="checkbox"/>	<input type="checkbox"/>	<input type="checkbox"/>	<input type="checkbox"/>
INSECTA	EPHEMEROPTERA	BAETIDAE			<input type="checkbox"/>	<input type="checkbox"/>	<input type="checkbox"/>	<input type="checkbox"/>
INSECTA	HOMOPTERA		<i>unidentified</i>	<i>terrestrial</i>	<input type="checkbox"/>	<input type="checkbox"/>	<input type="checkbox"/>	<input type="checkbox"/>
INSECTA	HYMENOPTERA			<i>terrestrial</i>	<input type="checkbox"/>	<input type="checkbox"/>	<input type="checkbox"/>	<input type="checkbox"/>
INSECTA	PLECOPTERA		<i>unidentified nymph</i>	<i>too young to ID</i>	<input type="checkbox"/>	<input type="checkbox"/>	<input type="checkbox"/>	<input type="checkbox"/>
INSECTA	PLECOPTERA	CAPNIIDAE			<input type="checkbox"/>	<input type="checkbox"/>	<input type="checkbox"/>	<input type="checkbox"/>
INSECTA	PLECOPTERA	LEUCTRIDAE			<input type="checkbox"/>	<input type="checkbox"/>	<input type="checkbox"/>	<input type="checkbox"/>
INSECTA	PLECOPTERA	PERLODIDAE			<input type="checkbox"/>	<input type="checkbox"/>	<input type="checkbox"/>	<input type="checkbox"/>



ALS Laboratory Group  
 Manitoba Technology Centre  
 12-1329 Niakwa Road E  
 Winnipeg, Manitoba R2J 3T4  
 (204) 255-9720

## Benthic Sample Results

Lab Number: □□□□□□□□□□

Work Order: □□□□□□□□

Date Sampled: □□□□□□□□□□

Submitter: MP/JP

Sample Type: soil

Station No

Source: □□□□□□□□□□D□□□□□□C□

WQ Site #: SB12-2A

Sample ID

Class	Order	Family/Suborder	Genus	Species	Larva	Adult	Pupa	Total
INSECTA	PLECOPTERA	TAENIOPTERYGIDAE			□□	□	□	□□
INSECTA	TRICHOPTERA	LEPIDOSTOMATIDAE			□□	□	□	□□
INSECTA	TRICHOPTERA	LIMNEPHILIDAE			□	□	□	□
INSECTA	TRICHOPTERA	POLYCENTROPODIDA			□	□	□	□



ALS Laboratory Group  
 Manitoba Technology Centre  
 12-1329 Niakwa Road E  
 Winnipeg, Manitoba R2J 3T4  
 (204) 255-9720

# Benthic Sample Results

Lab Number: □□□□□□□□

Work Order: □□□□□□□□

Date Sampled: □□□□□□□□□□

Submitter: MP/JP

Sample Type: soil

Station No


Source: □□□□□□□□□□D□□□□□□C□

WQ Site #: SB12-22

Sample ID

Class	Order	Family/Suborder	Genus	Species	Larva	Adult	Pupa	Total
GASTROPODA	NEOTAENIOGLOSS	HYDROBIIDAE			□	□	□	□
ANNELIDA	OLIGOCHAETA	LUMBRICULIDAE			□	□	□	□
ANNELIDA	OLIGOCHAETA	NAIDIDAE			□	□	□	□□
ANNELIDA	OLIGOCHAETA	TUBIFICIDAE			□	□	□	□□
ARACHNOIDEA	TROMBIDIFORMES				□	□	□	□
ARACHNOIDEA	TROMBIDIFORMES	UNIONICOLIDAE			□	□	□	□
CRUSTACEA	AMPHIPODA	HYALELLIDAE			□	□	□	□□
CRUSTACEA	CLADOCERA				□	□	□	□
CRUSTACEA	COPEPODA	CYCLOPOIDA			□	□	□	□□
GASTROPODA	BASOMMATOPHOR	ANCYLIDAE			□□	□	□	□□
INSECTA	DIPTERA	CERATOPOGONIDAE			□	□	□	□
INSECTA	DIPTERA	CHIRONOMIDAE			□□□	□	□	□□□
INSECTA	EPHEMEROPTERA	CAENIDAE			□	□	□	□
INSECTA	EPHEMEROPTERA	EPHEMERIDAE			□□	□	□	□□
PELECYPODA	VENEROIDA	PISIIDAE			□	□	□	□





ALS Laboratory Group  
 Manitoba Technology Centre  
 12-1329 Niakwa Road E  
 Winnipeg, Manitoba R2J 3T4  
 (204) 255-9720

## Benthic Sample Results

Lab Number:

Work Order:

Date Sampled:

Submitter: MP/JP

Sample Type: soil

Station No

Source: DC

WQ Site #: SB12-23

Sample ID

Class	Order	Family/Suborder	Genus	Species	Larva	Adult	Pupa	Total
GASTROPODA	NEOTAENIOGLOSS	HYDROBIIDAE			<input type="checkbox"/>	<input type="checkbox"/>	<input type="checkbox"/>	<input type="checkbox"/>
ANNELIDA	OLIGOCHAETA	NAIDIDAE			<input type="checkbox"/>	<input type="checkbox"/>	<input type="checkbox"/>	<input type="checkbox"/>
ANNELIDA	OLIGOCHAETA	TUBIFICIDAE			<input type="checkbox"/>	<input type="checkbox"/>	<input type="checkbox"/>	<input type="checkbox"/>
ARACHNOIDEA	TROMBIDIFORMES	ARRENURIDAE			<input type="checkbox"/>	<input type="checkbox"/>	<input type="checkbox"/>	<input type="checkbox"/>
CRUSTACEA	CLADOCERA				<input type="checkbox"/>	<input type="checkbox"/>	<input type="checkbox"/>	<input type="checkbox"/>
CRUSTACEA	COPEPODA	CALANOIDA			<input type="checkbox"/>	<input type="checkbox"/>	<input type="checkbox"/>	<input type="checkbox"/>
CRUSTACEA	COPEPODA	CYCLOPOIDA			<input type="checkbox"/>	<input type="checkbox"/>	<input type="checkbox"/>	<input type="checkbox"/>
GASTROPODA	PROSOBRANCHIA	VALVATIDAE			<input type="checkbox"/>	<input type="checkbox"/>	<input type="checkbox"/>	<input type="checkbox"/>
INSECTA	DIPTERA	CERATOPOGONIDAE			<input type="checkbox"/>	<input type="checkbox"/>	<input type="checkbox"/>	<input type="checkbox"/>
INSECTA	DIPTERA	CHIRONOMIDAE			<input type="checkbox"/>	<input type="checkbox"/>	<input type="checkbox"/>	<input type="checkbox"/>
INSECTA	EPHEMEROPTERA	EPHEMERIDAE			<input type="checkbox"/>	<input type="checkbox"/>	<input type="checkbox"/>	<input type="checkbox"/>
INSECTA	HEMIPTERA	CORIXIDAE			<input type="checkbox"/>	<input type="checkbox"/>	<input type="checkbox"/>	<input type="checkbox"/>
PELECYPODA	VENEROIDA	PISIIDAE			<input type="checkbox"/>	<input type="checkbox"/>	<input type="checkbox"/>	<input type="checkbox"/>



ALS Laboratory Group  
 Manitoba Technology Centre  
 12-1329 Niakwa Road E  
 Winnipeg, Manitoba R2J 3T4  
 (204) 255-9720

# Benthic Sample Results

Lab Number:

Work Order:

Date Sampled:

Submitter: MP/JP

Sample Type: soil

Station No

Source: DC

WQ Site #: SB12-24

Sample ID

Class	Order	Family/Suborder	Genus	Species	Larva	Adult	Pupa	Total
ANNELIDA	OLIGOCHAETA	NAIDIDAE			<input type="checkbox"/>	<input type="checkbox"/>	<input type="checkbox"/>	<input type="checkbox"/>
ANNELIDA	OLIGOCHAETA	TUBIFICIDAE			<input type="checkbox"/>	<input type="checkbox"/>	<input type="checkbox"/>	<input type="checkbox"/>
CRUSTACEA	CLADOCERA				<input type="checkbox"/>	<input type="checkbox"/>	<input type="checkbox"/>	<input type="checkbox"/>
CRUSTACEA	COPEPODA	CYCLOPOIDA			<input type="checkbox"/>	<input type="checkbox"/>	<input type="checkbox"/>	<input type="checkbox"/>
GASTROPODA	PROSOBRANCHIA	VALVATIDAE			<input type="checkbox"/>	<input type="checkbox"/>	<input type="checkbox"/>	<input type="checkbox"/>
INSECTA	COLEOPTERA	ELMIDAE			<input type="checkbox"/>	<input type="checkbox"/>	<input type="checkbox"/>	<input type="checkbox"/>
INSECTA	DIPTERA	CHAOBORIDAE			<input type="checkbox"/>	<input type="checkbox"/>	<input type="checkbox"/>	<input type="checkbox"/>
INSECTA	DIPTERA	CHIRONOMIDAE			<input type="checkbox"/>	<input type="checkbox"/>	<input type="checkbox"/>	<input type="checkbox"/>
INSECTA	EPHEMEROPTERA	CAENIDAE			<input type="checkbox"/>	<input type="checkbox"/>	<input type="checkbox"/>	<input type="checkbox"/>
INSECTA	EPHEMEROPTERA	EPHEMERIDAE			<input type="checkbox"/>	<input type="checkbox"/>	<input type="checkbox"/>	<input type="checkbox"/>
INSECTA	MEGALOPTERA	SIALIDAE			<input type="checkbox"/>	<input type="checkbox"/>	<input type="checkbox"/>	<input type="checkbox"/>
INSECTA	TRICHOPTERA	HYDROPSYCHIDAE			<input type="checkbox"/>	<input type="checkbox"/>	<input type="checkbox"/>	<input type="checkbox"/>
PELECYPODA	VENEROIDA	PISIIDAE			<input type="checkbox"/>	<input type="checkbox"/>	<input type="checkbox"/>	<input type="checkbox"/>



ALS Laboratory Group  
 Manitoba Technology Centre  
 12-1329 Niakwa Road E  
 Winnipeg, Manitoba R2J 3T4  
 (204) 255-9720

## Benthic Sample Results

Lab Number: □□□□□□□□

Work Order: □□□□□□□□

Date Sampled: □□□□□□□□□□

Submitter: MP/JP

Sample Type: soil


Station No

Source: □□□□□□□□□□D□□□□□□C□

WQ Site #: SB12-25

Sample ID

Class	Order	Family/Suborder	Genus	Species	Larva	Adult	Pupa	Total
ANNELIDA	OLIGOCHAETA	TUBIFICIDAE			□	□	□	□
ARACHNOIDEA	TROMBIDIFORMES	UNIONICOLIDAE			□	□	□	□
CRUSTACEA	CLADOCERA				□	□	□	□
CRUSTACEA	COPEPODA	CYCLOPOIDA			□	□	□	□□
INSECTA	DIPTERA	CHAOBORIDAE			□□	□	□	□□
INSECTA	DIPTERA	CHIRONOMIDAE			□□	□	□	□□
INSECTA	EPHEMEROPTERA	EPHEMERIDAE			□□□	□	□	□□□
INSECTA	MEGALOPTERA	SIALIDAE			□	□	□	□
INSECTA	TRICHOPTERA	LEPTOCERIDAE			□	□	□	□
PELECYPODA	VENEROIDA	PISIIDAE			□	□	□	□



ALS Laboratory Group  
 Manitoba Technology Centre  
 12-1329 Niakwa Road E  
 Winnipeg, Manitoba R2J 3T4  
 (204) 255-9720

## Benthic Sample Results

Lab Number: □□□□□□□□

Work Order: □□□□□□□□

Date Sampled: □□□□□□□□□□

Submitter: MP/JP

Sample Type: soil


Station No

Source: □□□□□□□□□□D□□□□□□C□

WQ Site #: SB12-26

Sample ID

Class	Order	Family/Suborder	Genus	Species	Larva	Adult	Pupa	Total
ANNELIDA	OLIGOCHAETA	TUBIFICIDAE			□	□	□	□
CRUSTACEA	COPEPODA	CYCLOPOIDA			□	□	□	□
INSECTA	DIPTERA	CHAOBORIDAE			□□	□	□	□□
INSECTA	DIPTERA	CHIRONOMIDAE			□□	□	□	□□
INSECTA	EPHEMEROPTERA	EPHEMERIDAE			□□□	□	□	□□□
INSECTA	MEGALOPTERA	SIALIDAE			□	□	□	□
INSECTA	TRICHOPTERA	LEPTOCERIDAE			□	□	□	□
PELECYPODA	VENEROIDA	PISIIDAE			□	□	□	□



ALS Laboratory Group  
 Manitoba Technology Centre  
 12-1329 Niakwa Road E  
 Winnipeg, Manitoba R2J 3T4  
 (204) 255-9720

# Benthic Sample Results

Lab Number:

Work Order:

Date Sampled:

Submitter: MP/JP

Sample Type: soil

Station No:

Source:  D  C

WQ Site #: SB12-17

Sample ID:

Class	Order	Family/Suborder	Genus	Species	Larva	Adult	Pupa	Total
GASTROPODA	NEOTAENIOGLOSS	HYDROBIIDAE			<input type="checkbox"/>	<input type="checkbox"/>	<input type="checkbox"/>	<input type="checkbox"/>
ANNELIDA	OLIGOCHAETA	NAIDIDAE			<input type="checkbox"/>	<input type="checkbox"/>	<input type="checkbox"/>	<input type="checkbox"/>
ANNELIDA	OLIGOCHAETA	TUBIFICIDAE			<input type="checkbox"/>	<input type="checkbox"/>	<input type="checkbox"/>	<input type="checkbox"/>
ARACHNOIDEA	TROMBIDIFORMES	ARRENURIDAE			<input type="checkbox"/>	<input type="checkbox"/>	<input type="checkbox"/>	<input type="checkbox"/>
ARACHNOIDEA	TROMBIDIFORMES	LIMNESIIDAE			<input type="checkbox"/>	<input type="checkbox"/>	<input type="checkbox"/>	<input type="checkbox"/>
ARACHNOIDEA	TROMBIDIFORMES	UNIONICOLIDAE			<input type="checkbox"/>	<input type="checkbox"/>	<input type="checkbox"/>	<input type="checkbox"/>
CRUSTACEA	AMPHIPODA	HYALELLIDAE			<input type="checkbox"/>	<input type="checkbox"/>	<input type="checkbox"/>	<input type="checkbox"/>
CRUSTACEA	OSTRACODA				<input type="checkbox"/>	<input type="checkbox"/>	<input type="checkbox"/>	<input type="checkbox"/>
GASTROPODA	BASOMMATOPHOR	PLANORBIIDAE			<input type="checkbox"/>	<input type="checkbox"/>	<input type="checkbox"/>	<input type="checkbox"/>
GASTROPODA	PROSOBRANCHIA	VALVATIDAE			<input type="checkbox"/>	<input type="checkbox"/>	<input type="checkbox"/>	<input type="checkbox"/>
INSECTA	COLEOPTERA	ELMIDAE			<input type="checkbox"/>	<input type="checkbox"/>	<input type="checkbox"/>	<input type="checkbox"/>
INSECTA	DIPTERA	CERATOPOGONIDAE			<input type="checkbox"/>	<input type="checkbox"/>	<input type="checkbox"/>	<input type="checkbox"/>
INSECTA	DIPTERA	CHAOBORIDAE			<input type="checkbox"/>	<input type="checkbox"/>	<input type="checkbox"/>	<input type="checkbox"/>
INSECTA	DIPTERA	CHIRONOMIDAE			<input type="checkbox"/>	<input type="checkbox"/>	<input type="checkbox"/>	<input type="checkbox"/>
INSECTA	DIPTERA	TIPULIDAE			<input type="checkbox"/>	<input type="checkbox"/>	<input type="checkbox"/>	<input type="checkbox"/>
INSECTA	EPHEMEROPTERA	CAENIDAE			<input type="checkbox"/>	<input type="checkbox"/>	<input type="checkbox"/>	<input type="checkbox"/>
INSECTA	EPHEMEROPTERA	EPHEMERIDAE			<input type="checkbox"/>	<input type="checkbox"/>	<input type="checkbox"/>	<input type="checkbox"/>
INSECTA	EPHEMEROPTERA	LEPTOPHLEBIIDAE			<input type="checkbox"/>	<input type="checkbox"/>	<input type="checkbox"/>	<input type="checkbox"/>
INSECTA	MEGALOPTERA	SIALIDAE			<input type="checkbox"/>	<input type="checkbox"/>	<input type="checkbox"/>	<input type="checkbox"/>
INSECTA	ODONATA-ANISOP	GOMPHIDAE			<input type="checkbox"/>	<input type="checkbox"/>	<input type="checkbox"/>	<input type="checkbox"/>
INSECTA	TRICHOPTERA	LEPTOCERIDAE			<input type="checkbox"/>	<input type="checkbox"/>	<input type="checkbox"/>	<input type="checkbox"/>



ALS Laboratory Group  
 Manitoba Technology Centre  
 12-1329 Niakwa Road E  
 Winnipeg, Manitoba R2J 3T4  
 (204) 255-9720

## Benthic Sample Results

**Lab Number:** □□□□□□□□□□

**Work Order:** □□□□□□□□

**Date Sampled** □□□□□□□□□□

**Submitter** MP/JP

**Sample Type** soil

**Station No**

**Source:** □□□□□□□□□□D□□□□□□C□

**WQ Site #:** SB12-17

**Sample ID**

Class	Order	Family/Suborder	Genus	Species	Larva	Adult	Pupa	Total
<i>PELECYPODA</i>	<i>VENEROIDA</i>	<i>PISIIDAE</i>			□	□	□	□□



Company: Treasury Metals Inc		regulatory information				Both questions below must answered for water samples											
Contact: Mac Potter		<input type="checkbox"/> O. Reg 153 (O. Reg 511 Amend) Table:				Are any samples taken from a regulated DW System? <input type="checkbox"/> Yes <input type="checkbox"/> No											
Address: PO Box 783		Record of Site Condition <input type="checkbox"/> Yes <input type="checkbox"/> No				If yes, an authorized DW COC must be used.											
Dryden, ON P8N2Z4		PWQO: <input type="checkbox"/> MISA <input type="checkbox"/> MMR <input checked="" type="checkbox"/> CGME <input type="checkbox"/>				Is the water sampled intended for human consumption? <input type="checkbox"/> Yes <input type="checkbox"/> No											
Phone: 807-938-6961 Fax: 807-938-6499		Guideline Required:															
Email: mac@treasurymetals.com		TCLP Regulation 558 <input type="checkbox"/> Other:				Analysis Request											
Project: Goliath Gold Project PO:		Service Requested				Please indicate below Filtered, Preserved or both (F, P, F/P)											
Quote #: Q34478		<input checked="" type="checkbox"/> Regular TAT (7 Days)															
Invoice To: Same as Report: <input type="checkbox"/> Yes <input type="checkbox"/> No		<input type="checkbox"/> Priority TAT 50% Surcharge (3-5 Days)															
Company:		<input type="checkbox"/> Emergency TAT 100% Surcharge (1-2 Days)															
Contact:		Specify Date Required:															
Address:		All TAT quoted material is in business days which exclude statutory holidays and weekends. Samples received past 3:00pm or Saturday/Sunday begin the next day.															
Email:																	
Account Manager: KAREN R. Sampler: M.P. + J.B.																	
Sample #	Sample Identification (This description will appear on the report)			Date	Time	Sample Type	ANIONS-WT	HG-WT	NH3-WT	TKN, TP-P-WT	N2N3-SAR-SK	PSA-PIPET+Gravel-SK	ZR-200.2-MS-ED	Number of Containers			
9	SB12-17			23/10/12	N/A		X	X	X	X	X	X	X	7			
10	SB12-18																
11	SB12-19																
12	SB12-20																
13	SB12-15a			22/10/12													
14	SB12-16																
15	SB12-14																
16	SB12-13																
17	SB12-11a																
18	SB12-12																
19	SB12-3																
Special Instructions/Comments																	
FORMALIN ADDED TO ALL BENTHOS SAMPLES																	
SHIPMENT RELEASE (client use)				SHIPMENT RECEPTION (lab use only)				SHIPMENT VERIFICATION (lab use only)									
Released by: MACKENZIE POTTER		Date & Time: 24/10/12 8:30 AM		Received by: [Signature]		Date & Time: 25/12 9:00		Temp: 4.6		Cooling Initiated: <input checked="" type="checkbox"/> Yes <input type="checkbox"/> No		Verified by:		Date & Time		Observations: Yes / No? If Yes add sig	

\*\*Failure to complete all portions of this form may delay analysis. \*\*TAT may vary dependant on complexity of analysis and lab workload at time of submission. Please contact the lab to confirm TATs. Any known or suspected hazards relating to a sample must be noted on the chain of custody in the comments section. By use of the form the user acknowledges and agrees with the Terms and Conditions as specified on the back page.





L1228910-COFC

Company:				Laboratory Information				Both questions below must answered for water samples									
Treasury Metals Inc				<input type="checkbox"/> O. Reg 153 (O. Reg 511 Amend) Table: _____				Are any samples taken from a regulated DW System? <input type="checkbox"/> Yes <input type="checkbox"/> No									
Mac Potter				Record of Site Condition <input type="checkbox"/> Yes <input type="checkbox"/> No				If yes, an authorized DW COC must be used.									
PO Box 783				PWQO <input type="checkbox"/> MISA <input type="checkbox"/> MMR <input type="checkbox"/> CCME <input type="checkbox"/>				Is the water sampled intended for human consumption? <input type="checkbox"/> Yes <input type="checkbox"/> No									
Dryden, ON P8N2Z4				Guideline Required:													
Phone: 807-938-6961		Fax: 807-938-6499		TCLP Regulation: 558 <input type="checkbox"/> Other:				Analysis Request									
Email: mac@treasurymetals.com				Service Requested				Please indicate below Filtered, Preserved or both (F, P, F/P)									
Project: Goliath Gold Project PO: _____				<input checked="" type="checkbox"/> Regular TAT (7 Days)													
Quote #: Q34478				<input type="checkbox"/> Priority TAT 50% Surcharge (3-5 Days)													
Invoice To:		Same as Report: <input type="checkbox"/> Yes <input type="checkbox"/> No		<input type="checkbox"/> Emergency TAT 100% Surcharge (1-2 Days)													
Company:				Specify Date Required:													
Contact:				All TAT quoted material is in business days which exclude statutory holidays and weekends. Samples received past 3:00pm or Saturday/Sunday begin the next day.													
Address:																	
Email:																	
Account Manager: KAREN R.		Sampler: M.P. J.B.															
Sample #	Sample Identification (This description will appear on the report)			Date	Time	Sample Type	ANIONS-WT	HG-WT	NH3-WT	TKN, TP-P-WT	N2N3-SAR-SK	PSA-PIPET+Gravel-SK	ZR-200.2-MS-ED	Number of Containers			
1	SB12-4a			22110112	N/A		X	X	X	X	X	X	X	7			
2	SB12-5a			↓	↓		↓	↓	↓	↓	↓	↓	↓	↓			
3	SB12-2a			↓	↓		↓	↓	↓	↓	↓	↓	↓	↓			
4	SB12-22			23110112	↓		↓	↓	↓	↓	↓	↓	↓	↓			
5	SB12-23			↓	↓		↓	↓	↓	↓	↓	↓	↓	↓			
6	SB12-24			↓	↓		↓	↓	↓	↓	↓	↓	↓	↓			
7	SB12-25			↓	↓		↓	↓	↓	↓	↓	↓	↓	↓			
8	SB12-26			↓	↓		↓	↓	↓	↓	↓	↓	↓	↓			
Special Instructions/Comments																	
FORMALIN ADDED TO ALL BENTHOS SAMPLES 3.2, 4.6, 4.6																	
SHIPMENT RELEASE (client use)				SHIPMENT RECEPTION (lab use only)				SHIPMENT VERIFICATION (lab use only)									
Released by: MACKENZIE POTTER M.P.		Date & Time: 24/10/12 8:30 AM		Received by: [Signature]		Date & Time: Oct 25/12 9:00 AM		Temp: 4.6		Cooling Initiated: <input checked="" type="checkbox"/> Yes <input type="checkbox"/> No		Verified by: _____		Date & Time: _____		Observations: Yes / No? If Yes add SIF	

\*\*Failure to complete all portions of this form may delay analysis. \*TAT may vary dependant on complexity of analysis and lab workload at time of submission. Please contact the lab to confirm TATs. Any known or suspected hazards relating to a sample must be noted on the chain of custody in the comments section. By use of the form the user acknowledges and agrees with the Terms and Conditions as specified on the back page.



## **APPENDIX B**

### **Relative Percent Differences**

Parameter	SW1		RPD	SW3		RPD	SW4		RPD	SW6		RPD	SW7		RPD	TL1A		RPD	TL2A		RPD
	March	(Apr 4)		15	15		26	26		21	21		23	23		29	29		31	31	
	(Apr 4)	Duplicate	Duplicate	Duplicate	Jan.	Jan.	June	June	July	July	Jan	Jan	Oct.	Oct.							
Alkalinity (Total as CaCO3)	20.6	21.2	-2.87081	53.4	53.2	0.3752	54.8	54.9	-0.1823	44.3	44.3	0	49.4	50.1	-1.40704	56.4	57.2	-1.4085	63.5	62.9	0.94937
Conductivity	59	58.5	0.851064	182	182	0	120	118	1.68067	115	115	0	111	110	0.90498	135	136	-0.738	142	141	0.70671
Dissolved Chloride (Cl)	0.36	0.38	-5.40541	16.9	17	-0.59	3.68	3.71	-0.8119	4.20	4.22	-0.48	0.28	0.17	48.8889	3.1	2.68	14.5329	0.93	0.94	-1.0695
Dissolved Sulphate (SO4)	1.96	1.97	-0.50891	3.56	3.55	0.2813	2.19	2.20	-0.4556	2.85	2.80	1.77	3.8	3.75	1.3245	5.58	4.57	19.9015	2.08	2.08	0
Hardness (CaCO3)	24.9	25	-0.4008	67.6	67.6	0	54.9	57	-3.7534	48	47	2.105	57.7	58.5	-1.37694	75	71	5.47945	66.4	67.5	-1.643
Nitrate (N)	0.169	0.132	24.58472	<0.030	<0.030		<0.030	<0.030		<0.030	<0.030		0.099	0.095	4.12371	0.056	<0.030		<0.030	<0.030	
Nitrite (N)	<0.020	<0.020		<0.020	<0.020		<0.020	<0.020		<0.020	<0.020		<0.020	<0.020		<0.020	<0.020		<0.020	<0.020	
pH	7.08	7.11	-0.42283	7.71	7.62	1.1742	7.49	7.5	-0.1334	7.76	7.75	0.129	7.27	7.3	-0.41181	6.77	6.83	-0.8824	7.12	7.13	-0.1404
Total Ammonia-N	<0.020	<0.020		<0.020	<0.020		0.027	0.026	3.77358	<0.020	<0.020		0.021	<0.020		0.552	0.545	1.27621	0.04	0.033	19.1781
Total Phosphorus	0.0176	0.0172	2.298851	0.0191	0.0071	91.603	0.0278	0.0284	-2.1352	0.0068	0.0071	-4.32	0.0155	0.0154	0.64725	0.0636	0.0574	10.2479	0.0423	0.0483	-13.245
Total Suspended Solids	2.6	<2.0		5.9	4.5	26.923	3.7	2.6	34.9206	2.6	<2.0		2.4	<2.0		12	11.7	2.53165	6.9	14.4	-70.423
Acidity (as CaCO3)	4	3.6	10.52632	2.8	2.4	15.385	2	2.6	-26.087	4	3.4	16.22	3	4	-28.5714	22.4	21	6.45161	7	8	-13.333
Oil and Grease	<2.0	<2.0		<2.0	<2.0		<2.0	<2.0		<2.0	<2.0		<2.0	<2.0		<2.0	<2.0		<2.0	<2.0	
Cyanide, Weak Acid Diss	<0.0020	<0.0020		<0.0020	<0.0020		<0.0020	<0.0020		<0.0020	<0.0020		<0.0020	<0.0020		<0.0020	<0.0020		<0.0020	<0.0020	
Cyanide, Total	<0.0020	<0.0020		<0.0020	<0.0020		<0.0020	0.0030		0.0059	0.0049	18.52	<0.0020	<0.0020		<0.0020	<0.0020		<0.0020	<0.0020	
Cyanide, Free	<0.0050	<0.0050		<0.0050	<0.0050		<0.0050	<0.0050		<0.0050	<0.0050		<0.0050	<0.0050		<0.0050	<0.0050		<0.0050	<0.0050	

Dissolved Metals																					
Parameter	SW1		RPD	SW3		RPD	SW4		RPD	SW6		RPD	SW7		RPD	TL1A		RPD	TL2A		RPD
	March	April		May	June		July	Jan.		June	July		Jan	Jan		Oct.					
	(Apr 4)	(Apr 4)		15	21		23	26		21	23		29	29		31					
	Duplicate		Duplicate		Duplicate		Duplicate		Duplicate		Duplicate		Duplicate		Duplicate		Duplicate		Duplicate		
Dissolved Aluminum (Al)	0.0583	0.0577	1.034483	0.0130	0.0130	0	0.0147	0.0217	-38.462	<0.010	<0.010		0.0483	0.0501	-3.65854	0.176	0.183	-3.8997	0.0678	0.0705	-3.9046
Dissolved Antimony (Sb)	<0.00060	<0.00060		<0.00060	<0.00060		<0.00060	<0.00060		<0.0050	<0.0050		<0.00060	<0.00060		<0.00050	<0.00050		<0.00060	<0.00060	
Dissolved Arsenic (As)	<0.0010	<0.0010		<0.0010	<0.0010		<0.0010	<0.0010		<0.0010	<0.0010		0.0012	0.0012	0	0.0011	0.0011	0	<0.0010	<0.0010	
Dissolved Barium (Ba)	<0.010	<0.010		<0.010	<0.010		<0.010	<0.010		<0.010	<0.010		0.011	0.011	0	0.02	0.0199	0.50125	0.012	0.012	0
Dissolved Beryllium (Be)	<0.0010	<0.0010		<0.0010	<0.0010		<0.0010	<0.0010		<0.0010	<0.0010		<0.0010	<0.0010		<0.00050	<0.00050		<0.0010	<0.0010	
Dissolved Bismuth (Bi)	<0.0010	<0.0010		<0.0010	<0.0010		<0.0010	<0.0010		<0.0010	<0.0010		<0.0010	<0.0010		<0.0010	<0.0010		<0.0010	<0.0010	
Dissolved Boron (B)	<0.050	<0.050		<0.050	<0.050		<0.050	<0.050		<0.050	<0.050		<0.050	<0.050		<0.010	<0.010		<0.050	<0.050	
Dissolved Cadmium (Cd)	<0.000017	<0.000017		<0.000017	<0.000017		<0.000017	<0.000017		<0.000090	<0.000090		<0.000017	<0.000017		<0.000090	<0.000090		<0.000017	<0.000017	
Dissolved Calcium (Ca)	7.35	7.41	-0.81301	19.5	19.4	0.5141	16.8	17.4	-3.5088	13.9	13.6	2.182	17.8	18.0	-1.11732	19.50	19.20	1.55039	17.5	17.8	-1.6997
Dissolved Cesium (Ce)	-																				
Dissolved Chromium (Cr)	<0.0010	<0.0010		<0.0010	<0.0010		<0.0010	<0.0010		<0.00050	<0.00050		<0.0010	<0.0010		<0.00050	<0.00050		<0.0010	<0.0010	
Dissolved Cobalt (Co)	<0.00050	<0.00050		<0.00050	<0.00050		<0.00050	<0.00050		<0.00050	<0.00050		<0.00050	<0.00050		0.00593	0.00601	-1.34	<0.00050	<0.00050	
Dissolved Copper (Cu)	<0.0010	<0.0010		0.0011	0.0010	9.5238	0.0017	0.0019	-11.111	<0.0010	<0.0010		0.0165	0.0011	175	<0.0010	0.0011		<0.0010	<0.0010	
Dissolved Iron (Fe)	0.134	0.130	3.030303	<0.020	0.048		<0.020	<0.020		<0.050	<0.050		0.684	0.717	-4.71092	6.670	6.640	0.45079	0.421	0.413	1.91847
Dissolved Lead (Pb)	<0.0010	<0.0010		<0.0010	<0.0010		<0.0010	<0.0010		<0.0010	<0.0010		<0.0010	<0.0010		<0.00050	<0.00050		<0.0010	<0.0010	
Dissolved Lithium (Li)	<0.050	<0.050		<0.050	<0.050		<0.050	<0.050					<0.050	<0.050		<0.10	<0.10		<0.050	<0.050	
Dissolved Magnesium (Mg)	1.59	1.58	0.630915	4.60	4.66	-1.296	3.12	3.31	-5.9098	3.18	3.05	4.173	3.23	3.28	-1.5361	4.60	4.65	-1.0811	5.48	5.63	-2.7003
Dissolved Manganese (Mn)	0.0096	0.0100	-4.08163	0.0093	0.0104	-11.17	0.0022	0.0023	-4.4444	0.0025	0.0021	17.39	0.007	0.007	-9.92908	1.76	1.76	0	0.0431	0.0406	5.97372
Dissolved Mercury (Hg)	<0.00010	<0.00010		<0.000010	<0.000010		<0.00010	<0.00010		<0.000010	<0.000010		<0.000010	<0.000010		<0.000010	<0.000010		<0.000010	<0.000010	
Dissolved Molybdenum (Mo)	<0.0010	<0.0010		<0.0010	<0.0010		<0.0010	<0.0010		<0.0010	<0.0010		<0.0010	<0.0010		<0.00050	<0.00050		<0.0010	<0.0010	
Dissolved Nickel (Ni)	<0.0020	<0.0020		<0.0020	<0.0020		<0.0020	<0.0020		<0.0020	<0.0020		<0.0020	<0.0020		0.0012	0.0012	0	<0.0020	<0.0020	
Dissolved Phosphorus (P)										<0.050	<0.050					<0.050	<0.050				
Dissolved Potassium (K)	0.94	0.93	1.069519	1.33	1.33	0	0.86	0.94	-8.8889	<1.0	<1.0		0.79	0.80	-1.25786	<1.0	<1.0		2.92	2.98	-2.0339
Dissolved Rubidium (Rb)																					
Dissolved Selenium (Se)	<0.0010	<0.0010		<0.0010	<0.0010		<0.0010	<0.0010		<0.00040	<0.00040		<0.0010	<0.0010		<0.00040	<0.00040		<0.0010	<0.0010	
Dissolved Silicon (Si)	-									<1.0	<1.0					7.4	7.5	-1.3423			
Dissolved Silver (Ag)	<0.00010	<0.00010		<0.00010	<0.00010		<0.00010	<0.00010		<0.00010	<0.00010		<0.00010	<0.00010		<0.00010	<0.00010		<0.00010	<0.00010	
Dissolved Sodium (Na)	1.07	1.14	-6.33484	10.5	10.6	-0.948	3.35	3.45	-2.9412	3.27	3.23	1.231	1.59	1.61	-1.25	2.34	2.35	-0.4264	2.69	2.77	-2.9304
Dissolved Strontium (Sr)	0.0132	0.0133	-0.75472	0.0466	0.0464	0.4301	0.0291	0.0315	-7.9208	0.0274	0.0264	3.717	0.0343	0.0343	0	0.0407	0.0410	-0.7344	0.0402	0.0401	0.24907
Dissolved Tellurium (Te)	<0.0010	<0.0010		<0.0010	<0.0010		<0.0010	<0.0010		<0.0010	<0.0010		<0.0010	<0.0010		<0.0010	<0.0010		<0.0010	<0.0010	
Dissolved Thallium (Tl)	<0.00030	<0.00030		<0.00030	<0.00030		<0.00030	<0.00030		<0.00030	<0.00030		<0.00030	<0.00030		<0.00030	<0.00030		<0.00030	<0.00030	
Dissolved Tin (Sn)	<0.0010	<0.0010		<0.0010	<0.0010		<0.0010	<0.0010		<0.0010	<0.0010		<0.0010	<0.0010		<0.0010	<0.0010		<0.0010	<0.0010	
Dissolved Titanium (Ti)	<0.0020	<0.0020		<0.0020	<0.0020		<0.0020	<0.0020		<0.0020	<0.0020		0.0025	0.0025	0	0.0059	0.0059	0	<0.0020	<0.0020	
Dissolved Tungsten (W)	<0.010	<0.010		<0.010	<0.010		<0.010	<0.010		<0.010	<0.010		<0.010	<0.010		<0.010	<0.010		<0.010	<0.010	
Dissolved Uranium (U)	<0.0050	<0.0050		<0.0050	<0.0050		<0.0050	<0.0050		<0.0050	<0.0050		<0.0050	<0.0050		<0.0010	<0.0010		<0.0050	<0.0050	
Dissolved Vanadium (V)	<0.0010	<0.0010		<0.0010	<0.0010		<0.0010	<0.0010		<0.0010	<0.0010		0.001	0.001	0	0.00197	0.00199	-1.0101	<0.0010	<0.0010	
Dissolved Zinc (Zn)	<0.0030	0.0062		0.0031	<0.0030		<0.0030	<0.0030		<0.0030	<0.0030		0.0109	<0.0030		0.0084	0.0070	18.1818	<0.0030	<0.0030	
Dissolved Zirconium (Zr)	<0.0010	<0.0010		<0.0010	<0.0010		<0.0010	<0.0010		<0.0040	<0.0040		<0.0010	<0.0010		<0.0040	<0.0040		<0.0010	<0.0010	

Parameter	SW1		RPD	SW3		RPD	SW4		RPD	SW6		RPD	SW7		RPD	TL1A		RPD	TL2A		RPD
	March			May			Jan.			June			July			Jan			Oct.		
	(Apr 4)	(Apr 4)		15	15		26	26		21	21		23	23		29	29		31	31	
Total Aluminum (Al)	0.107	0.113	-5.45455	0.0915	0.0901	1.5419	0.415	0.403	2.93399	0.024	0.021	13.33	0.0978	0.1010	-3.21932	0.428	0.453	-5.6754	0.243	0.588	-83.032
Total Antimony (Sb)	<0.00060	<0.00060		<0.00060	<0.00060		<0.00060	<0.00060		<0.0050	<0.0050		<0.00060	<0.00060		<0.00050	<0.00050		<0.0060	<0.0060	
Total Arsenic (As)	<0.0010	<0.0010		<0.0010	<0.0010		<0.0010	<0.0010		<0.0010	<0.0010		0.0014	0.0014	0	0.0014	0.0013	7.40741	<0.010	<0.010	
Total Barium (Ba)	<0.010	<0.010		<0.010	<0.010		0.012	0.011	8.69565	<0.010	<0.010		0.012	0.012	0	0.0258	0.0247	4.35644	<0.10	<0.10	
Total Beryllium (Be)	<0.0010	<0.0010		<0.0010	<0.0010		<0.0010	<0.0010		<0.0010	<0.0010		<0.0010	<0.0010		<0.00050	<0.00050		<0.010	<0.010	
Total Bismuth (Bi)	<0.0010	<0.0010		<0.0010	<0.0010		<0.0010	<0.0010		<0.0010	0.0012		<0.0010	<0.0010		<0.0010	<0.0010		<0.010	<0.010	
Total Boron (B)	<0.050	<0.050		<0.050	<0.050		<0.050	<0.050		<0.050	<0.050		<0.050	<0.050		<0.010	<0.010		<0.50	<0.50	
Total Cadmium (Cd)	<0.000017	<0.000017		<0.000017	<0.000017		<0.000017	<0.000017		<0.000090	<0.000090		<0.000017	<0.000017		<0.000090	<0.000090		<0.00017	<0.00017	
Total Calcium (Ca)	6.21	7.76	-22.1904	18.8	17.5	7.1625	18.1	17.4	3.94366	13.5	12.9	4.545	18.9	19.5	-3.125	21.50	20.30	5.74163	19.0	20.7	-8.5642
Total Cesium (Cs)																					
Total Chromium (Cr)	<0.0010	<0.0010		<0.0010	<0.0010		<0.0010	<0.0010		<0.00050	<0.00050		<0.0010	<0.0010		0.00123	0.00129	-4.7619	<0.010	<0.010	
Total Cobalt (Co)	<0.00050	<0.00050		<0.00050	<0.00050		<0.00050	<0.00050		<0.00050	<0.00050		<0.00050	<0.00050		0.00723	0.00691	4.52617	<0.0050	<0.0050	
Total Copper (Cu)	<0.0010	<0.0010		0.0013	0.0013	0	0.0026	0.0025	3.92157	0.0011	0.0010	9.524	0.0011	0.0011	0	0.0013	0.0016	-20.69	<0.010	<0.010	
Total Iron (Fe)	0.234	0.205	13.21185	0.212	0.193	9.3827	0.460	0.447	2.86659	<0.050	<0.050		1.170	1.190	-1.69492	10.40	9.81	5.83869	0.76	1.11	-37.433
Total Lead (Pb)	<0.0010	<0.0010		<0.0010	<0.0010		<0.0010	<0.0010		<0.0010	<0.0010		<0.0010	<0.0010		<0.00050	<0.00050		<0.010	<0.010	
Total Lithium (Li)	<0.050	<0.050		<0.050	<0.050		<0.050	<0.050					<0.050	<0.050		<0.10	<0.10		<0.50	<0.50	
Total Magnesium (Mg)	1.43	1.74	-19.5584	3.79	4.28	-12.14	3.40	3.30	2.98507	2.70	2.55	5.714	3.17	3.19	-0.62893	5.13	4.95	3.57143	6.05	6.64	-9.2987
Total Manganese (Mn)	0.0105	0.0083	23.40426	0.0167	0.0163	2.4242	0.0092	0.0122	-28.037	0.0038	0.0037	2.667	0.0296	0.0305	-2.99501	2.140	2.020	5.76923	0.056	0.068	-19.355
Total Mercury (Hg)	<0.00010	<0.00010		0.000017	<0.000010		<0.00010	<0.00010		<0.000010	<0.000010		<0.000010	<0.000010		<0.000010	<0.000010		<0.000010	<0.000010	
Total Molybdenum (Mo)	<0.0010	<0.0010		<0.0010	<0.0010		<0.0010	<0.0010		<0.0010	<0.0010		<0.0010	<0.0010		<0.00050	<0.00050		<0.010	<0.010	
Total Nickel (Ni)	<0.0020	<0.0020		<0.0020	<0.0020		<0.0020	<0.0020		<0.0020	<0.0020		<0.0020	<0.0020		0.0015	0.0015	0	<0.020	<0.020	
Total Phosphorus (P)	-															0.09	0.091	-1.105			
Total Potassium (K)	0.83	0.69	18.42105	1.13	1.19	-5.172	1.08	1.05	2.8169	<1.0	<1.0		0.82	0.82	0	<1.0	<1.0		<5.0	<5.0	
Total Rubidium (Rb)	-																				
Total Selenium (Se)	<0.0010	<0.0010		<0.0010	<0.0010		<0.0010	<0.0010		<0.00040	<0.00040		<0.0010	<0.0010		<0.00040	<0.00040		<0.010	<0.010	
Total Silicon (Si)	-									<1.0	<1.0					8.70	8.30	4.70588			
Total Silver (Ag)	<0.00010	<0.00010		<0.00010	<0.00010		<0.00010	<0.00010		<0.00010	<0.00010		<0.00010	<0.00010		<0.00010	<0.00010		<0.0010	<0.0010	
Total Sodium (Na)	0.89	1.11	-22	9.03	9.79	-8.077	3.51	3.49	0.57143	2.85	2.70	5.405	1.55	1.54	0.64725	2.61	2.49	4.70588	2.9	3.1	-6.6667
Total Strontium (Sr)	0.0117	0.0144	-20.6897	0.0384	0.0445	-14.72	0.0320	0.0301	6.11916	0.0276	0.0271	1.828	0.0375	0.0382	-1.84941	0.051	0.048	5.62249	0.041	0.047	-13.636
Total Tellurium (Te)	<0.0010	<0.0010		<0.0010	<0.0010		<0.0010	<0.0010					<0.0010	<0.0010					<0.010	<0.010	
Total Thallium (Tl)	<0.00030	<0.00030		<0.00030	<0.00030		<0.00030	<0.00030		<0.00030	<0.00030		<0.00030	<0.00030		<0.00030	<0.00030		<0.0030	<0.0030	
Total Tin (Sn)	<0.0010	<0.0010		<0.0010	<0.0010		<0.0010	<0.0010		<0.0010	<0.0010		<0.0010	<0.0010		<0.0010	<0.0010		<0.010	<0.010	
Total Titanium (Ti)	0.0033	0.0039	-16.6667	0.0041	0.0037	10.256	0.0141	0.0131	7.35294	<0.0020	<0.0020		0.0047	0.0049	-4.16667	0.0147	0.0164	-10.932	<0.020	0.021	
Total Tungsten (W)	<0.010	<0.010		<0.010	<0.010		<0.010	<0.010		<0.010	<0.010		<0.010	<0.010		<0.010	<0.010		<0.10	<0.10	
Total Uranium (U)	<0.0050	<0.0050		<0.0050	<0.0050		<0.0050	<0.0050		<0.0050	<0.0050		<0.0050	<0.0050		<0.0010	<0.0010		<0.050	<0.050	
Total Vanadium (V)	<0.0010	<0.0010		<0.0010	<0.0010		0.0011	0.0011	0	<0.0010	<0.0010		0.0015	0.0015	0	0.00362	0.0034	6.26781	<0.010	<0.010	
Total Zinc (Zn)	<0.0030	<0.0030		<0.0030	<0.0030		0.0031	<0.0030		<0.0030	<0.0030		<0.0030	<0.0030		0.0045	0.0051	-12.5	<0.030	<0.030	
Total Zirconium (Zr)	<0.0010	<0.0010		<0.0010	<0.0010		<0.0010	<0.0010		<0.0040	<0.0040		<0.0010	<0.0010		<0.0040	<0.0040		<0.010	<0.010	

## **APPENDIX C**

### **Limitations of the Report**