



2019 Offsite Groundwater Monitoring Report

Prepared By:

New Gold Inc.
Rainy River Mine
5967 HWY 11/71, P.O. Box 5
Emo, ON P0W 1E0

T 807-482-0900

F 807-482-2834

www.newgold.com

December 2019

Introduction

New Gold Inc. (New Gold) is currently operating and will eventually reclaim an open pit and underground gold mine, the Rainy River Mine (RRM). Through the Environmental Assessment process for construction and operation of the RRM, New Gold committed to an offsite well water quality program. The condition states:

A groundwater level (flow) and quality monitoring program of regular sampling and dipping of dedicated monitoring wells will be implemented to confirm that no area wells are affected by the mine. Furthermore, local well owners will be asked to participate in a well water quality program to monitor water quality in their wells.

The 2019 offsite groundwater sampling program was completed by the New Gold Environment Team in October with thirteen local wells participating.

Water Level Measurement

To date, water level data has not been gathered as a part of the offsite groundwater monitoring program. When the program started in 2017, New Gold asked the monitoring program participants if they would consent to New Gold measuring the water level in their wells. The general response was to decline, due to concern of well contamination. New Gold Rainy River has since invested in a sonic water level meter that uses sound waves to measure well water level, which does not require any equipment to be placed in the well to record the water level. Access to the well will be necessary to complete a water level measurement. New Gold will contact you to obtain your consent for a well water level measurement in 2020.

Water Chemistry Summary

The 13 participating local wells were sampled and analyzed for the same parameters that New Gold RRM analyzes for their Regulatory site groundwater monitoring network. Where possible, samples were collected at a location representative of the water quality directly in the local well (pre-treatment) after 20 litres of water (one pail) was purged from each well/tap.

The 2019 offsite groundwater sample results are compared against 2017 and 2018 sample results, where available. The results are also compared to the Ontario Provincial Water Quality Objectives (PWQO) and Ontario Drinking Water Standards (ODWS), where a limit exists for the parameters tested. The Ontario PWQO were established to protect aquatic life, water resources, and recreational water users. For more information about the Ontario PWQO, call or visit the website for the Ontario Ministry of Environment, Conservation and Parks (MECP). The ODWS, under Ontario Regulation 169/03, are a set of standards to ensure the safety of drinking water. For more information about the ODWS, call or visit the website for the Ontario MECP.

All groundwater results were within the Ontario PWQO standards apart from elevated results for copper (9), iron (8), lead (5), silver (1) and zinc (5). Results highlighted in yellow exceeded the PWQO. All groundwater results were within the ODWS apart from elevated results for arsenic (2). Results highlighted in red exceeded the ODWS.

Table 1 displays the offsite groundwater well water chemistry results for 2019. Where the dissolved metals value is higher than the total metals value, the value was confirmed by re-analysis. Figures 1 through 6 show each parameter that measured higher than the PWQO or CDWG. Individual well result summaries are available in Table 2.

Table 1: Off Site Groundwater 2019 Water Chemistry Sample Results

Client Sample ID					OF01-1	OF01-2	OF01-3	OF02	OF03
Parameter	Lowest Detection Limit	Units	PWQO	ODWS	3-Oct-2019	3-Oct-2019	3-Oct-2019	4-Oct-2019	3-Oct-2019
Alkalinity, Total (as CaCO3)	2	mg/L			473	470	461	537	464
Ammonia, Total (as N)	0.02	mg/L			0.496	0.482	0.012	0.090	0.06
Chloride (Cl)	0.1	mg/L			8.18	9.79	0.83	3.65	7.63
Conductivity (EC)	1	uS/cm			950	921	767	917	832
Cyanide, Free	0.002	mg/L		0.2	<0.0001	<0.0001	<0.0001	<0.0001	<0.0001
Cyanide, Total	0.002	mg/L	0.005	0.2	0.0006	<0.0002	0.0008	0.0006	0.0006
Cyanide, Weak Acid Dissociative	0.002	mg/L			<0.0001	<0.0001	0.0002	<0.0001	0.0002
Field Temperature	NA	°C			7	8	7	13	17
Hardness (as CaCO3)	0.51	mg/L			478	451	430	498	445
Nitrate (as N)	0.02	mg/L		10	<0.001	<0.001	<0.001	0.024	0.049
Nitrite (as N)	0.01	mg/L		1	0.002	0.001	0.0005	0.009	0.001
pH	0.1	pH	6.5-8.5	6.5-8.5	7.66	7.6	8.24	8.05	7.43
Sulfate (SO4)	0.3	mg/L			62.6	47.9	12.1	18.1	14.3
Total Dissolved Solids	20	mg/L			552	526	408	498	470
Aluminum (Al)-Dissolved	0.005	mg/L			0.0006	0.0004	0.001	0.001	0.002
Aluminum (Al)-Total	0.005	mg/L	0.075	0.1	<0.0002	0.001	0.0128	0.005	0.0074
Antimony (Sb)-Dissolved	0.0006	mg/L			0.00001	0.00001	0.00002	0.00013	0.00011
Antimony (Sb)-Total	0.0006	mg/L	0.02	0.006	<0.00002	<0.00002	<0.00002	0.00012	0.0001
Arsenic (As)-Dissolved	0.001	mg/L			0.0186	0.0211	0.0015	0.0011	0.0009
Arsenic (As)-Total	0.001	mg/L	0.005	0.01	0.0182	0.0217	0.0018	0.0018	0.0019
Barium (Ba)-Dissolved	0.01	mg/L			0.051	0.088	0.048	0.074	0.075
Barium (Ba)-Total	0.01	mg/L		1.0	0.05	0.087	0.051	0.077	0.076
Beryllium (Be)-Dissolved	0.001	mg/L			<0.000002	<0.000002	<0.000002	<0.000002	<0.000002
Beryllium (Be)-Total	0.001	mg/L	0.0011		<0.000001	<0.000001	<0.000001	<0.000001	<0.000001
Bismuth (Bi)-Dissolved	0.001	mg/L			<0.000002	<0.000002	<0.000002	<0.000002	<0.000002
Bismuth (Bi)-Total	0.001	mg/L			0.000002	<0.000002	<0.000002	<0.000002	<0.000002
Boron (B)-Dissolved	0.05	mg/L			0.142	0.136	0.037	0.113	0.034
Boron (B)-Total	0.05	mg/L	0.2	5.0	0.165	0.154	0.044	0.127	0.038
Cadmium (Cd)-Dissolved	0.000017	mg/L			<0.0000005	<0.0000005	<0.0000005	0.000004	0.000004
Cadmium (Cd)-Total	0.000017	mg/L	0.0001	0.005	<0.000001	<0.000001	<0.000001	0.000004	0.000001
Calcium (Ca)-Dissolved	0.2	mg/L			113	109	80.6	92.3	107
Calcium (Ca)-Total	0.2	mg/L			111	109	82.1	91.4	105
Cesium (Cs)-Dissolved	0.00001	mg/L			0.000018	0.000016	0.000003	0.000009	0.000005
Cesium (Cs)-Total	0.00001	mg/L			0.000015	0.000015	0.000003	0.00001	0.000007
Chromium (Cr)-Dissolved	0.001	mg/L			0.00002	0.0001	0.00004	0.00006	0.00006
Chromium (Cr)-Total	0.001	mg/L	0.001	0.05	0.0002	0.0006	0.0002	0.0001	0.0002
Cobalt (Co)-Dissolved	0.0005	mg/L			0.00007	0.00004	0.00004	0.00011	0.00011
Cobalt (Co)-Total	0.0005	mg/L	0.0009		0.00007	0.00004	0.00002	0.00012	0.00012
Copper (Cu)-Dissolved	0.001	mg/L			0.0003	0.0001	0.0007	0.005	0.037
Copper (Cu)-Total	0.001	mg/L	0.005	1	0.00002	0.0011	0.001	0.01	0.0426
Iron (Fe)-Dissolved	0.02	mg/L			1.62	1.51	0.0008	0.303	0.459
Iron (Fe)-Total	0.02	mg/L	0.3		1.64	1.54	0.461	1.17	1.06
Lead (Pb)-Dissolved	0.00005	mg/L			<0.000005	<0.000005	<0.000005	<0.000005	<0.000005
Lead (Pb)-Total	0.00005	mg/L	0.001	0.01	<0.000005	<0.000005	<0.000005	0.000105	0.00003
Lithium (Li)-Dissolved	0.05	mg/L			0.053	0.045	0.034	0.049	0.026
Lithium (Li)-Total	0.05	mg/L			0.05	0.045	0.034	0.048	0.025

Table 2: Off Site Groundwater 2019 Water Chemistry Sample Results continued

Client Sample ID					OF01-1	OF01-2	OF01-3	OF02	OF03
Parameter	Lowest Detection Limit	Units	PWQO	ODWS	3-Oct-2019	3-Oct-2019	3-Oct-2019	4-Oct-2019	3-Oct-2019
Magnesium (Mg)-Dissolved	0.02	mg/L			47.3	43.8	55.5	64.9	43.1
Magnesium (Mg)-Total	0.02	mg/L			47	42.3	54.7	62.9	42.2
Manganese (Mn)-Dissolved	0.001	mg/L			0.341	0.366	0.0094	0.0892	0.105
Manganese (Mn)-Total	0.001	mg/L			0.324	0.351	0.0115	0.0842	0.102
Mercury (Hg)-Dissolved	0.00003	mg/L			<0.000005	<0.000005	0.000005	<0.000005	<0.000005
Mercury (Hg)-Total	0.00003	mg/L	0.0002	0.001	<0.000005	<0.000005	<0.000005	<0.000005	<0.000005
Molybdenum (Mo)-Dissolved	0.001	mg/L			0.0028	0.0027	0.0034	0.0024	0.002
Molybdenum (Mo)-Total	0.001	mg/L	0.04		0.0031	0.0028	0.0034	0.0027	0.0021
Nickel (Ni)-Dissolved	0.002	mg/L			0.0002	0.0002	0.0001	0.0014	0.0012
Nickel (Ni)-Total	0.002	mg/L	0.025		0.0002	0.0003	0.0002	0.0015	0.001
Phosphorus (P)-Dissolved	0.05	mg/L			0.004	0.014	<0.002	<0.002	<0.002
Phosphorus (P)-Total	0.05	mg/L	0.03		<0.005	0.01	<0.005	0.01	<0.005
Potassium (K)-Dissolved	0.5	mg/L			5.49	5.35	4.64	4.64	3.06
Potassium (K)-Total	0.5	mg/L			5.31	5.17	4.36	4.33	2.89
Rubidium (Rb)-Dissolved	0.0002	mg/L			0.00145	0.00123	0.00168	0.00288	0.00099
Rubidium (Rb)-Total	0.0002	mg/L			0.0015	0.0013	0.00168	0.00268	0.00103
Selenium (Se)-Dissolved	0.00005	mg/L			0.00007	0.00021	0.00003	0.000385	0.000135
Selenium (Se)-Total	0.00005	mg/L	0.1	0.05	0.000015	0.00004	0.00002	0.00031	0.00012
Silicon (Si)-Dissolved	0.05	mg/L			10.5	11	8.46	9.91	11.6
Silicon (Si)-Total	0.1	mg/L			10.4	11	8.3	9.82	11.6
Silver (Ag)-Dissolved	0.0001	mg/L			<0.0000005	<0.0000005	<0.0000005	0.000001	<0.0000005
Silver (Ag)-Total	0.0001	mg/L	0.0001		<0.000001	<0.000001	<0.000001	<0.000001	<0.000001
Sodium (Na)-Dissolved	0.1	mg/L			31.3	28.8	10.9	20.3	13.4
Sodium (Na)-Total	0.1	mg/L			30.7	29.1	10.7	19.8	13.2
Strontium (Sr)-Dissolved	0.001	mg/L			1.01	0.959	0.333	0.543	0.307
Strontium (Sr)-Total	0.001	mg/L			1	0.962	0.334	0.536	0.308
Sulfur (S)-Dissolved	0.5	mg/L			24	17.9	4.7	7.1	5.5
Sulfur (S)-Total	0.5	mg/L			23.3	17.4	4.6	6.9	5.5
Tellurium (Te)-Dissolved	0.001	mg/L			0.000045	0.00007	<0.000005	<0.000005	0.00002
Tellurium (Te)-Total	0.001	mg/L			0.0001	0.00004	0.00001	0.00002	0.00001
Thallium (Tl)-Dissolved	0.0003	mg/L			<0.0000001	<0.0000001	<0.0000001	<0.0000001	<0.0000001
Thallium (Tl)-Total	0.0003	mg/L	0.0003		<0.0000002	<0.0000002	<0.0000002	<0.0000002	<0.0000002
Thorium (Th)-Dissolved	0.0001	mg/L			<0.000002	<0.000002	0.00008	<0.000002	<0.000002
Thorium (Th)-Total	0.0001	mg/L			<0.000001	<0.000001	<0.000001	<0.000001	<0.000001
Tin (Sn)-Dissolved	0.001	mg/L			0.000005	<0.000005	<0.000005	<0.000005	0.00001
Tin (Sn)-Total	0.001	mg/L			0.00001	<0.00001	0.00002	0.0022	<0.00001
Titanium (Ti)-Dissolved	0.002	mg/L			<0.00002	<0.00002	<0.00002	<0.00002	<0.00002
Titanium (Ti)-Total	0.002	mg/L			<0.00002	0.00008	0.0004	0.0002	0.0003
Tungsten (W)-Dissolved	0.01	mg/L			0.000064	0.000068	0.00009	0.00002	0.000018
Tungsten (W)-Total	0.01	mg/L			0.000064	0.000064	0.000022	0.000014	0.000012
Uranium (U)-Dissolved	0.005	mg/L			0.0014	0.0015	0.0011	0.0043	0.0031
Uranium (U)-Total	0.005	mg/L	0.005	0.02	0.0019	0.0016	0.0012	0.0049	0.0034
Vanadium (V)-Dissolved	0.001	mg/L			0.00004	0.00004	0.0005	0.0003	0.0015
Vanadium (V)-Total	0.001	mg/L	0.006		<0.00005	0.00005	0.0001	0.0003	0.0003
Zinc (Zn)-Dissolved	0.003	mg/L			0.0172	0.0106	0.139	0.177	0.904
Zinc (Zn)-Total	0.003	mg/L	0.02		0.0004	0.0104	0.002	0.017	0.0586
Zirconium (Zr)-Dissolved	0.001	mg/L			0.0002	0.0002	0.0001	0.0002	0.0001
Zirconium (Zr)-Total	0.001	mg/L	0.004		0.0002	0.0002	0.0001	0.0002	0.0002

Table 3: Off Site Groundwater 2019 Water Chemistry Sample Results continued

Client Sample ID					OF04	OF05	OF06	OF07
Parameter	Lowest Detection Limit	Units	PWQO	ODWS	3-Oct-2019	3-Oct-2019	3-Oct-2019	2-Oct-2019
Alkalinity, Total (as CaCO3)	2	mg/L			515	484	383	533
Ammonia, Total (as N)	0.02	mg/L			0.06	0.064	0.012	0.036
Chloride (Cl)	0.1	mg/L			55.9	4.03	84.10	8.73
Conductivity (EC)	1	uS/cm			1100	862	1000	1110
Cyanide, Free	0.002	mg/L		0.2	0.0004	0.0006	<0.0001	0.0006
Cyanide, Total	0.002	mg/L	0.005	0.2	0.001	0.001	<0.0002	0.001
Cyanide, Weak Acid Dissociative	0.002	mg/L			0.0009	0.0005	<0.0001	0.001
Field Temperature	NA	°C			12	11	12	9
Hardness (as CaCO3)	0.51	mg/L			530	467	1.48	5.28
Nitrate (as N)	0.02	mg/L		10	0.515	0.001	1.810	<0.001
Nitrite (as N)	0.01	mg/L		1	0.003	0.004	0.009	0.002
pH	0.1	pH	6.5-8.5	6.5-8.5	7.46	7.38	7.39	7.59
Sulfate (SO4)	0.3	mg/L			19.9	21.7	9.0	72.3
Total Dissolved Solids	20	mg/L			602	474	604	682
Aluminum (Al)-Dissolved	0.005	mg/L			0.001	<0.0002	0.006	0.008
Aluminum (Al)-Total	0.005	mg/L	0.075	0.1	0.001	0.0032	0.0096	0.017
Antimony (Sb)-Dissolved	0.0006	mg/L			0.00072	0.00009	0.00019	0.00002
Antimony (Sb)-Total	0.0006	mg/L	0.02	0.006	0.0007	0.00002	0.0002	0.00002
Arsenic (As)-Dissolved	0.001	mg/L			0.001	0.001	0.0007	0.0004
Arsenic (As)-Total	0.001	mg/L	0.005	0.01	0.0024	0.002	0.0007	0.0005
Barium (Ba)-Dissolved	0.01	mg/L			0.086	0.087	0.0006	0.00038
Barium (Ba)-Total	0.01	mg/L		1.0	0.088	0.086	0.00044	0.00049
Beryllium (Be)-Dissolved	0.001	mg/L			<0.000002	<0.000002	<0.000002	<0.000002
Beryllium (Be)-Total	0.001	mg/L	0.0011		<0.000001	<0.000001	<0.000001	<0.000001
Bismuth (Bi)-Dissolved	0.001	mg/L			0.000004	0.000006	0.000008	<0.000002
Bismuth (Bi)-Total	0.001	mg/L			<0.000002	<0.000002	0.00005	<0.000002
Boron (B)-Dissolved	0.05	mg/L			0.12	0.036	0.032	0.066
Boron (B)-Total	0.05	mg/L	0.2	5.0	0.14	0.044	0.037	0.075
Cadmium (Cd)-Dissolved	0.000017	mg/L			0.000006	0.000003	0.000003	<0.0000005
Cadmium (Cd)-Total	0.000017	mg/L	0.0001	0.005	0.000011	0.000005	0.000005	0.000003
Calcium (Ca)-Dissolved	0.2	mg/L			112	109	0.44	1.66
Calcium (Ca)-Total	0.2	mg/L			116	104	0.43	1.66
Cesium (Cs)-Dissolved	0.00001	mg/L			0.000157	0.000021	0.000003	0.00001
Cesium (Cs)-Total	0.00001	mg/L			0.000155	0.000017	0.000003	0.0000095
Chromium (Cr)-Dissolved	0.001	mg/L			0.0001	0.00004	0.0001	0.00006
Chromium (Cr)-Total	0.001	mg/L	0.001	0.05	0.0002	0.00006	0.0002	0.00006
Cobalt (Co)-Dissolved	0.0005	mg/L			0.00014	0.00043	0.00008	0.00004
Cobalt (Co)-Total	0.0005	mg/L	0.0009		0.00035	0.00047	0.00008	0.00007
Copper (Cu)-Dissolved	0.001	mg/L			0.0325	0.0057	0.309	0.0044
Copper (Cu)-Total	0.001	mg/L	0.005	1	0.0453	0.0154	0.354	0.0162
Iron (Fe)-Dissolved	0.02	mg/L			0.005	0.166	0.019	0.014
Iron (Fe)-Total	0.02	mg/L	0.3		0.304	0.723	0.04	0.234
Lead (Pb)-Dissolved	0.00005	mg/L			0.000175	<0.000005	0.00316	0.00007
Lead (Pb)-Total	0.00005	mg/L	0.001	0.01	0.000785	0.000385	0.00484	0.00239
Lithium (Li)-Dissolved	0.05	mg/L			0.013	0.032	0.0006	0.008
Lithium (Li)-Total	0.05	mg/L			0.013	0.029	0.001	0.008

Table 4: Off Site Groundwater 2019 Water Chemistry Sample Results continued

Client Sample ID					OF04	OF05	OF06	OF07
Parameter	Lowest Detection Limit	Units	PWQO	ODWS	3-Oct-2019	3-Oct-2019	3-Oct-2019	2-Oct-2019
Magnesium (Mg)-Dissolved	0.02	mg/L			60.6	47.4	0.094	0.274
Magnesium (Mg)-Total	0.02	mg/L			60.5	47.5	0.084	0.263
Manganese (Mn)-Dissolved	0.001	mg/L			0.0288	0.198	0.0004	0.0044
Manganese (Mn)-Total	0.001	mg/L			0.0693	0.194	0.0008	0.0057
Mercury (Hg)-Dissolved	0.00003	mg/L			<0.000005	<0.000005	<0.000005	<0.000005
Mercury (Hg)-Total	0.00003	mg/L	0.0002	0.001	<0.000005	<0.000005	0.000005	<0.000005
Molybdenum (Mo)-Dissolved	0.001	mg/L			0.0028	0.0034	0.0041	0.0012
Molybdenum (Mo)-Total	0.001	mg/L	0.04		0.0027	0.0032	0.0042	0.0012
Nickel (Ni)-Dissolved	0.002	mg/L			0.0046	0.00096	0.0045	0.0002
Nickel (Ni)-Total	0.002	mg/L	0.025		0.0059	0.0011	0.0037	0.0003
Phosphorus (P)-Dissolved	0.05	mg/L			<0.002	<0.002	0.036	<0.002
Phosphorus (P)-Total	0.05	mg/L	0.03		<0.005	<0.005	0.025	<0.005
Potassium (K)-Dissolved	0.5	mg/L			2.82	4.32	0.63	0.83
Potassium (K)-Total	0.5	mg/L			2.6	4.26	0.59	0.77
Rubidium (Rb)-Dissolved	0.0002	mg/L			0.00122	0.00642	0.00078	0.00025
Rubidium (Rb)-Total	0.0002	mg/L			0.00115	0.00631	0.00071	0.00026
Selenium (Se)-Dissolved	0.00005	mg/L			0.00244	0.00008	0.0011	0.00002
Selenium (Se)-Total	0.00005	mg/L	0.1	0.05	0.00197	0.00007	0.00106	0.000025
Silicon (Si)-Dissolved	0.05	mg/L			8.6	9.39	7.75	9.47
Silicon (Si)-Total	0.1	mg/L			8.61	9.16	7.78	9.45
Silver (Ag)-Dissolved	0.0001	mg/L			0.0000005	0.0000015	0.000006	<0.0000005
Silver (Ag)-Total	0.0001	mg/L	0.0001		0.000001	0.000004	0.00011	<0.000001
Sodium (Na)-Dissolved	0.1	mg/L			37.8	12	243	293
Sodium (Na)-Total	0.1	mg/L			37.2	11.5	242	290
Strontium (Sr)-Dissolved	0.001	mg/L			0.866	0.347	0.0011	0.0035
Strontium (Sr)-Total	0.001	mg/L			0.879	0.332	0.0009	0.0033
Sulfur (S)-Dissolved	0.5	mg/L			8.5	8.1	3.4	25.6
Sulfur (S)-Total	0.5	mg/L			8.3	7.9	3.5	25.4
Tellurium (Te)-Dissolved	0.001	mg/L			0.000035	0.00001	<0.000005	<0.000005
Tellurium (Te)-Total	0.001	mg/L			0.00005	<0.00001	<0.00001	<0.00001
Thallium (Tl)-Dissolved	0.0003	mg/L			<0.0000001	0.0000025	<0.0000001	<0.0000001
Thallium (Tl)-Total	0.0003	mg/L	0.0003		<0.0000002	<0.0000002	<0.0000002	<0.0000002
Thorium (Th)-Dissolved	0.0001	mg/L			0.00006	0.000008	<0.000002	<0.000002
Thorium (Th)-Total	0.0001	mg/L			<0.000001	<0.000001	<0.000001	<0.000001
Tin (Sn)-Dissolved	0.001	mg/L			0.000015	<0.000005	0.0002	0.0001
Tin (Sn)-Total	0.001	mg/L			0.00003	0.0002	0.0022	0.0004
Titanium (Ti)-Dissolved	0.002	mg/L			0.00004	<0.00002	0.0002	0.00002
Titanium (Ti)-Total	0.002	mg/L			<0.00002	0.00002	0.0005	0.0002
Tungsten (W)-Dissolved	0.01	mg/L			0.000286	0.000122	0.000008	0.00001
Tungsten (W)-Total	0.01	mg/L			0.000112	0.00001	<0.000002	0.000006
Uranium (U)-Dissolved	0.005	mg/L			0.0017	0.004	0.0064	0.0039
Uranium (U)-Total	0.005	mg/L	0.005	0.02	0.0019	0.004	0.007	0.0044
Vanadium (V)-Dissolved	0.001	mg/L			0.0003	0.00004	0.0013	0.00008
Vanadium (V)-Total	0.001	mg/L	0.006		0.0006	0.0001	0.0007	0.0001
Zinc (Zn)-Dissolved	0.003	mg/L			0.0312	0.0066	0.397	0.0068
Zinc (Zn)-Total	0.003	mg/L	0.02		0.049	0.0066	0.107	0.0126
Zirconium (Zr)-Dissolved	0.001	mg/L			0.0005	0.0002	0.0003	0.000038
Zirconium (Zr)-Total	0.001	mg/L	0.004		0.0004	0.0002	0.0002	0.000048

Table 5: Off Site Groundwater 2019 Water Chemistry Sample Results continued

Client Sample ID					OF08	OF09	OF10	OF11
Parameter	Lowest Detection Limit	Units	PWQO	ODWS	2-Oct-2019	4-Oct-2019	4-Oct-2019	2-Oct-2019
Alkalinity, Total (as CaCO3)	2	mg/L			421	558	458	327
Ammonia, Total (as N)	0.02	mg/L			0.09	0.196	0.006	0.01
Chloride (Cl)	0.1	mg/L			29.7	1.12	16.5	3.48
Conductivity (EC)	1	uS/cm			859	958	838	725
Cyanide, Free	0.002	mg/L		0.2	<0.0001	<0.0001	<0.0001	<0.0001
Cyanide, Total	0.002	mg/L	0.005	0.2	0.0002	0.0004	0.0006	0.0008
Cyanide, Weak Acid Dissociative	0.002	mg/L			0.0002	<0.0001	<0.0001	0.0004
Field Temperature	NA	°C			14	13	13	11
Hardness (as CaCO3)	0.51	mg/L			10.3	523	390	405
Nitrate (as N)	0.02	mg/L		10	<0.001	<0.001	0.425	0.015
Nitrite (as N)	0.01	mg/L		1	0.002	0.002	0.004	<0.0005
pH	0.1	pH	6.5-8.5	6.5-8.5	7.28	8.04	7.81	7.5
Sulfate (SO4)	0.3	mg/L			10.4	30.5	7.76	1.9
Total Dissolved Solids	20	mg/L			516	536	468	412
Aluminum (Al)-Dissolved	0.005	mg/L			0.0024	0.0004	0.0018	0.0022
Aluminum (Al)-Total	0.005	mg/L	0.075	0.1	0.0002	0.003	0.009	0.011
Antimony (Sb)-Dissolved	0.0006	mg/L			0.00003	0.00008	0.00021	0.00033
Antimony (Sb)-Total	0.0006	mg/L	0.02	0.006	0.00002	0.00008	0.00022	0.00034
Arsenic (As)-Dissolved	0.001	mg/L			0.0003	0.0039	0.0005	0.0005
Arsenic (As)-Total	0.001	mg/L	0.005	0.01	0.0003	0.0043	0.0005	0.0006
Barium (Ba)-Dissolved	0.01	mg/L			0.002	0.102	0.084	0.067
Barium (Ba)-Total	0.01	mg/L		1.0	0.002	0.106	0.085	0.075
Beryllium (Be)-Dissolved	0.001	mg/L			<0.000002	<0.000002	<0.000002	<0.000002
Beryllium (Be)-Total	0.001	mg/L	0.0011		<0.000001	<0.000001	<0.000001	<0.000001
Bismuth (Bi)-Dissolved	0.001	mg/L			<0.000002	<0.000002	<0.000002	0.000004
Bismuth (Bi)-Total	0.001	mg/L			0.000024	0.000002	<0.000002	0.000014
Boron (B)-Dissolved	0.05	mg/L			0.025	0.055	0.046	0.066
Boron (B)-Total	0.05	mg/L	0.2	5.0	0.026	0.062	0.052	0.073
Cadmium (Cd)-Dissolved	0.000017	mg/L			<0.0000005	<0.0000005	0.000037	0.00007
Cadmium (Cd)-Total	0.000017	mg/L	0.0001	0.005	<0.000001	0.000003	0.000039	0.000088
Calcium (Ca)-Dissolved	0.2	mg/L			1.97	101	86.3	94.8
Calcium (Ca)-Total	0.2	mg/L			1.97	101	84.5	96.6
Cesium (Cs)-Dissolved	0.00001	mg/L			0.000021	0.000012	0.000002	0.000002
Cesium (Cs)-Total	0.00001	mg/L			0.00002	0.000011	0.0000005	0.000004
Chromium (Cr)-Dissolved	0.001	mg/L			0.0001	0.00008	0.0003	0.0001
Chromium (Cr)-Total	0.001	mg/L	0.001	0.05	0.0003	0.0001	0.0004	0.0002
Cobalt (Co)-Dissolved	0.0005	mg/L			0.00012	0.00009	0.00043	0.00031
Cobalt (Co)-Total	0.0005	mg/L	0.0009		0.00012	0.00012	0.00043	0.0006
Copper (Cu)-Dissolved	0.001	mg/L			0.0036	0.0026	0.245	0.0578
Copper (Cu)-Total	0.001	mg/L	0.005	1	0.0116	0.0029	0.25	0.127
Iron (Fe)-Dissolved	0.02	mg/L			0.048	0.837	0.008	0.04
Iron (Fe)-Total	0.02	mg/L	0.3		0.056	0.979	0.038	0.19
Lead (Pb)-Dissolved	0.00005	mg/L			0.000225	<0.000005	0.00123	0.000625
Lead (Pb)-Total	0.00005	mg/L	0.001	0.01	0.00163	0.000005	0.00155	0.0019
Lithium (Li)-Dissolved	0.05	mg/L			0.012	0.052	0.015	0.014
Lithium (Li)-Total	0.05	mg/L			0.012	0.05	0.015	0.015

Table 6: Off Site Groundwater 2019 Water Chemistry Sample Results continued

Client Sample ID					OF08	OF09	OF10	OF11
Parameter	Lowest Detection Limit	Units	PWQO	ODWS	2-Oct-2019	4-Oct-2019	4-Oct-2019	2-Oct-2019
Magnesium (Mg)-Dissolved	0.02	mg/L			1.3	65.6	42.5	40.8
Magnesium (Mg)-Total	0.02	mg/L			1.23	64.6	41.8	43.3
Manganese (Mn)-Dissolved	0.001	mg/L			0.0132	0.317	0.0021	0.0182
Manganese (Mn)-Total	0.001	mg/L			0.0131	0.302	0.0024	0.0358
Mercury (Hg)-Dissolved	0.00003	mg/L			<0.000005	<0.000005	<0.000005	<0.000005
Mercury (Hg)-Total	0.00003	mg/L	0.0002	0.001	<0.000005	<0.000005	<0.000005	<0.000005
Molybdenum (Mo)-Dissolved	0.001	mg/L			0.0014	0.0054	0.0031	0.0018
Molybdenum (Mo)-Total	0.001	mg/L	0.04		0.0014	0.0054	0.0031	0.0022
Nickel (Ni)-Dissolved	0.002	mg/L			0.0014	0.0006	0.0055	0.0057
Nickel (Ni)-Total	0.002	mg/L	0.025		0.0019	0.0008	0.0056	0.0082
Phosphorus (P)-Dissolved	0.05	mg/L			<0.002	<0.002	0.002	0.008
Phosphorus (P)-Total	0.05	mg/L	0.03		<0.005	<0.005	<0.005	<0.005
Potassium (K)-Dissolved	0.5	mg/L			7.78	5.13	3.23	0.96
Potassium (K)-Total	0.5	mg/L			7.54	5.02	3.07	1.01
Rubidium (Rb)-Dissolved	0.0002	mg/L			0.00247	0.00148	0.00063	0.00063
Rubidium (Rb)-Total	0.0002	mg/L			0.00256	0.00148	0.00053	0.00077
Selenium (Se)-Dissolved	0.00005	mg/L			0.00008	0.000055	0.00125	0.00034
Selenium (Se)-Total	0.00005	mg/L	0.1	0.05	0.000075	0.00006	0.00119	0.00044
Silicon (Si)-Dissolved	0.05	mg/L			8.75	11.6	10.9	8.76
Silicon (Si)-Total	0.1	mg/L			8.74	11.6	10.6	9
Silver (Ag)-Dissolved	0.0001	mg/L			<0.0000005	<0.0000005	0.0000005	0.000001
Silver (Ag)-Total	0.0001	mg/L	0.0001		<0.000001	<0.000001	0.000005	0.000002
Sodium (Na)-Dissolved	0.1	mg/L			214	15.1	38.1	4.22
Sodium (Na)-Total	0.1	mg/L			207	15.4	37.8	4.44
Strontium (Sr)-Dissolved	0.001	mg/L			0.0035	0.504	0.139	0.169
Strontium (Sr)-Total	0.001	mg/L			0.0033	0.514	0.14	0.176
Sulfur (S)-Dissolved	0.5	mg/L			3.3	11.3	3	0.8
Sulfur (S)-Total	0.5	mg/L			3.5	10.7	2.9	0.8
Tellurium (Te)-Dissolved	0.001	mg/L			<0.000005	0.00001	0.00001	<0.000005
Tellurium (Te)-Total	0.001	mg/L			<0.00001	0.00004	<0.00001	<0.00001
Thallium (Tl)-Dissolved	0.0003	mg/L			<0.0000001	<0.0000001	<0.0000001	<0.0000001
Thallium (Tl)-Total	0.0003	mg/L	0.0003		<0.0000002	<0.0000002	<0.0000002	0.0000034
Thorium (Th)-Dissolved	0.0001	mg/L			<0.000002	<0.000002	<0.000002	<0.000002
Thorium (Th)-Total	0.0001	mg/L			<0.000001	<0.000001	<0.000001	0.000001
Tin (Sn)-Dissolved	0.001	mg/L			0.000005	<0.000005	<0.000005	<0.000005
Tin (Sn)-Total	0.001	mg/L			0.0001	0.0002	0.00007	0.00004
Titanium (Ti)-Dissolved	0.002	mg/L			0.00002	<0.00002	<0.00002	0.00006
Titanium (Ti)-Total	0.002	mg/L			<0.00002	0.0001	0.0003	0.0004
Tungsten (W)-Dissolved	0.01	mg/L			0.000028	0.000066	0.000006	<0.000002
Tungsten (W)-Total	0.01	mg/L			0.00002	0.000064	<0.000002	0.000006
Uranium (U)-Dissolved	0.005	mg/L			0.0008	0.0043	0.0016	0.0019
Uranium (U)-Total	0.005	mg/L	0.005	0.02	0.0009	0.0047	0.0017	0.0021
Vanadium (V)-Dissolved	0.001	mg/L			0.00008	0.0001	0.0007	0.0005
Vanadium (V)-Total	0.001	mg/L	0.006		0.00005	0.0002	0.0008	0.0005
Zinc (Zn)-Dissolved	0.003	mg/L			0.0114	0.0138	0.0614	0.244
Zinc (Zn)-Total	0.003	mg/L	0.02		0.0134	0.0138	0.0616	0.336
Zirconium (Zr)-Dissolved	0.001	mg/L			0.000014	0.0002	0.0001	0.0003
Zirconium (Zr)-Total	0.001	mg/L	0.004		0.000026	0.0002	0.0001	0.0003

Figure 1: Arsenic Concentration in Offsite Wells

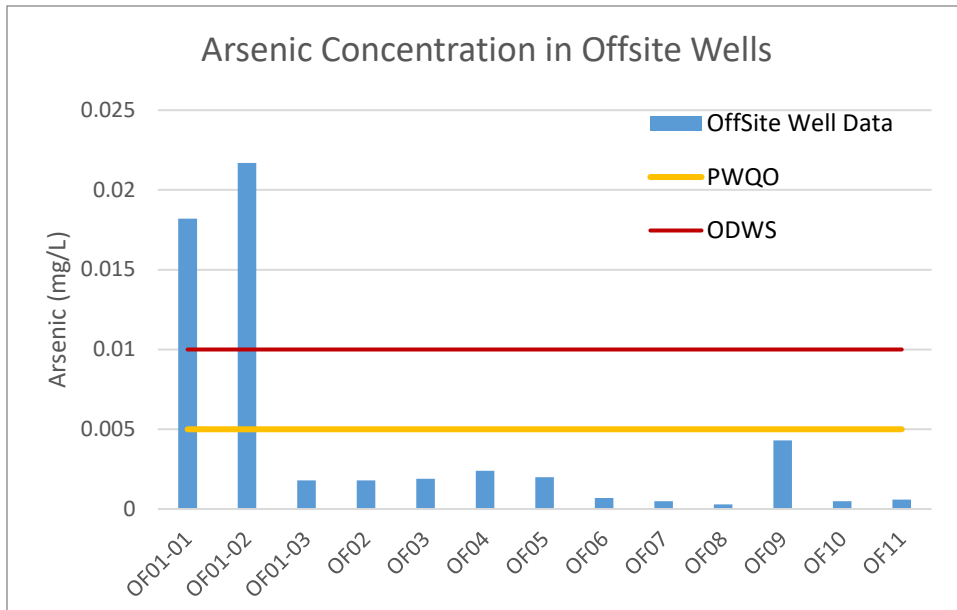


Figure 2: Copper Concentration in Offsite Wells

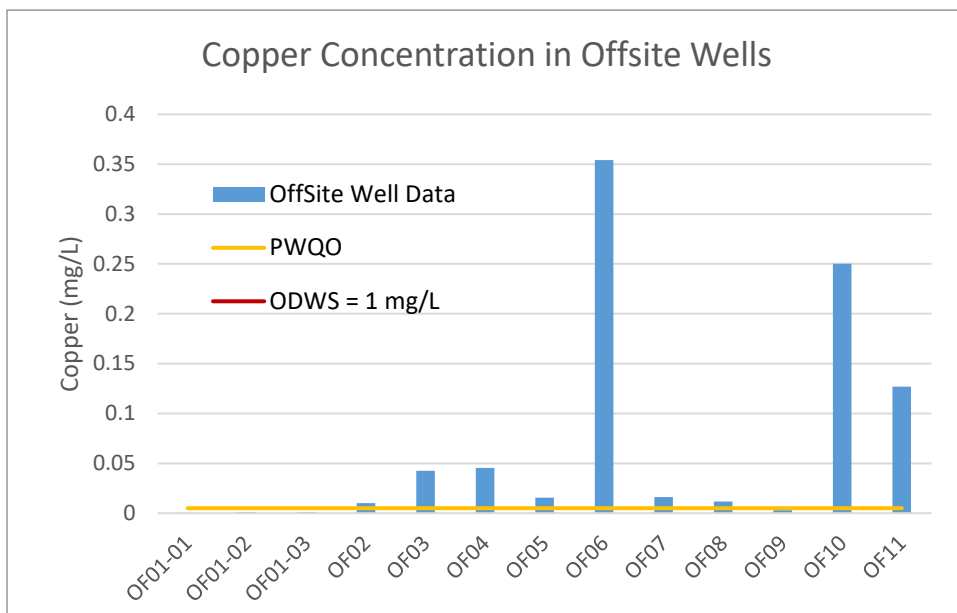


Figure 3: Iron Concentration in Offsite Wells

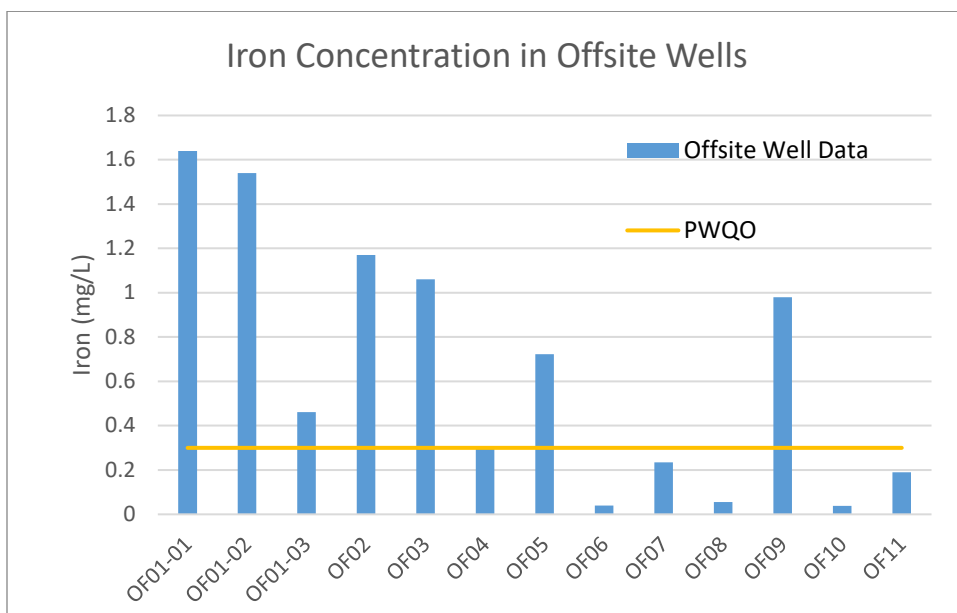


Figure 4: Iron Concentration in Offsite Wells

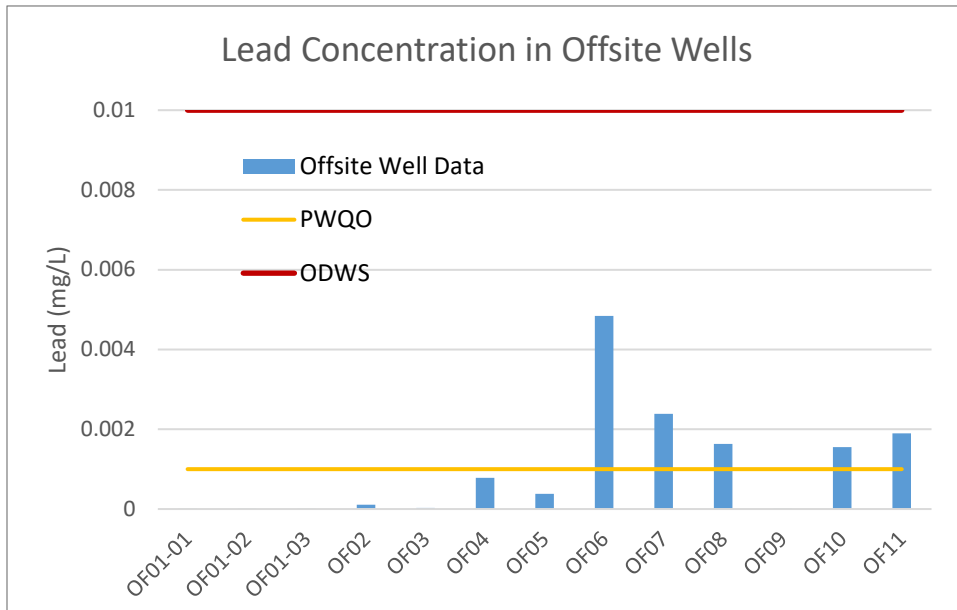


Figure 5: Silver Concentration in Offsite Wells

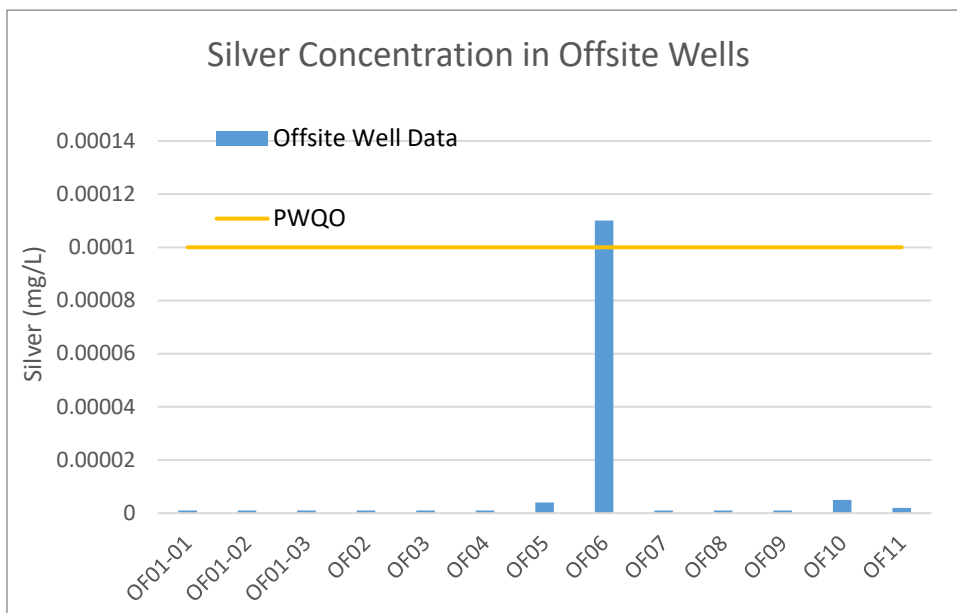


Figure 6: Zinc Concentration in Offsite Wells

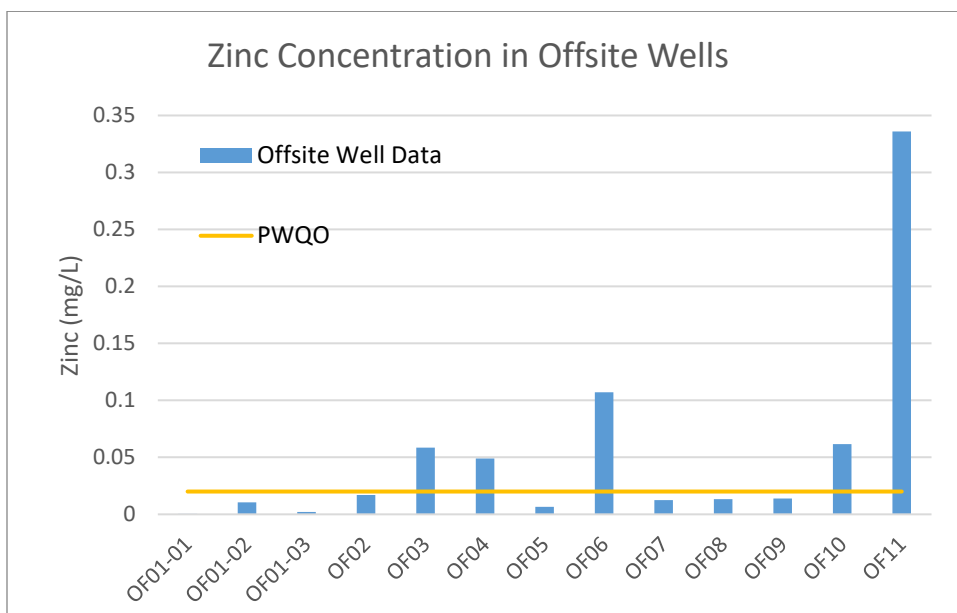


Table 2: Off Site Groundwater Water Chemistry Sample Results Summary by Well

Client Sample ID	Date Sampled	Alkalinity, Total (as CaCO3)	Ammonia, Total (as N)	Chloride (Cl)	Conductivity (EC)	Cyanide, Free	Cyanide, Total	Cyanide, Weak Acid Dissolved	Hardness (as CaCO3)	Nitrate (as N)	Nitrite (as N)	pH	Sulfate (SO4)	Total Dissolved Solids	Aluminum (Al)- Dissolved	Aluminum (Al)-Total	Antimony (Sb)- Dissolved	Antimony (Sb)-Total	Arsenic (As) Dissolved	Arsenic (As)-Total	Barium (Ba)- Dissolved	Barium (Ba) Total	Beryllium (Be)- Dissolved	Beryllium (Be)-Total	Bismuth (Bi)- Dissolved	Bismuth (Bi)-Total	Boron (B)- Dissolved	Boron (B)- Total
Unit		mg/L	mg/L	mg/L	uS/cm	mg/L	mg/L	mg/L	mg/L	mg/L	mg/L	pH	mg/L	mg/L	mg/L	mg/L	mg/L	mg/L	mg/L	mg/L	mg/L	mg/L	mg/L	mg/L	mg/L	mg/L	mg/L	mg/L
	PWQO						0.0050					6.5-8.5			0.0750		0.020		0.10				0.0011				0.20	
	ODWG					0.20	0.20			10	1.00	6.5-8.5			0.100		0.006		0.01			1.00					5.00	
OF01-01)	11-Oct-2017	506	0.658	9.37	958	0.0001	0.0002	0.0001	476	0.005		7.87	70.4	555	0.001	0.0010	0.00001	0.00001	0.0188	0.0192	0.050	0.052	0.00001	0.00001	0.00002	0.00002	0.171	0.202
OF01-01)	26-Sep-2018	476	0.022	9.43	1060	0.0002	0.0002	0.0001	11.6	0.015	0.002	7.94	72.1	666	0.0018	0.0012	0.00064	0.00078	0.0107	0.0099	0.004	0.004	0.000002	0.000001	0.000002	0.000004	0.213	0.187
OF01-01	3-Oct-2019	473	0.496	8.18	950	0.0001	0.0006	0.0001	478	0.001	0.002	7.66	62.6	552	0.0006	<0.0002	0.00001	0.00002	0.0186	0.0182	0.051	0.05	0.000002	0.000001	0.000002	0.000002	0.142	0.165
OF01-01	Average	485	0.392	8.99	989	0.0001	0.0003	0.0001	322	0.007	0.002	7.82	68.4	591	0.0011	0.0011	0.00022	0.00027	0.01603	0.0158	0.035	0.035	0.000005	0.000004	0.000008	0.000009	0.175	0.185
OF01-2	3-Oct-2019	470	0.482	9.79	921	0.0001	0.0002	0.0001	451	0.001	0.001	7.60	47.9	526	0.0004	0.001	0.00001	0.00002	0.0211	0.0217	0.088	0.087	0.000002	0.000001	0.000002	0.000002	0.136	0.154
OF01-3	3-Oct-2019	461	0.012	0.83	767	0.0001	0.0008	0.0002	430	0.001	0.0005	8.24	12.1	408	0.001	0.0128	0.00002	0.00002	0.0015	0.0018	0.048	0.051	0.000002	0.000001	0.000002	0.000002	0.037	0.044
OF01-02,03	Average	466	0.247	5.31	844	0.0001	0.0005	0.0002	441	0.001	0.0008	7.92	30.0	467	0.0007	0.00690	0.00002	0.00002	0.0113	0.0118	0.068	0.069000	0.000002	0.000001	0.000002	0.000002	0.087	0.099
OF02	11-Oct-2017	526	0.674	3.77	905	0.0001	0.0002	0.0001	474	0.005		8.10	35.7	525	0.001	0.0015	0.00001	0.00002	0.00490	0.0052	0.071	0.070	0.00001	0.00001	0.00002	0.00002	0.192	0.210
OF02	25-Sep-2018	481	0.762	4.27	909	0.0002	0.0002	0.0001	450	0.020	0.004	7.62	39.3	524	0.0006	0.0008	0.000005	0.00006	0.0076	0.0072	0.067	0.068	0.000002	0.000002	0.000002	0.000003	0.174	0.159
OF02	4-Oct-2019	537	0.090	3.65	917	0.0001	0.0006	0.0001	498	0.024	0.009	8.05	18.1	498	0.001	0.005	0.00013	0.00012	0.0011	0.0018	0.074	0.077	0.000002	0.000001	0.000002	0.000002	0.113	0.127
OF02	Average	515	0.509	3.90	910	0.0001	0.0003	0.0001	474	0.016	0.007	7.92	31.0	516	0.0009	0.0024	0.00005	0.00007	0.00453	0.0047	0.071	0.072	0.000005	0.000004	0.000008	0.000017	0.160	0.165
OF03	11-Oct-2017	460	0.256	7.67	796	0.0002	0.0002	0.0001	424	0.005		7.85	17.3	455	0.001	0.0020	0.00005	0.00006	0.00190	0.0024	0.077	0.081	0.00001	0.00001	0.00002	0.00002	0.049	0.047
OF03	27-Sep-2018	318	0.086	18.9	615	0.0003	0.0002	0.0001	320	0.045	0.003	7.78	6.12	346	0.0014	0.0362	0.0002	0.00026	0.0007	0.0014	0.054	0.053	0.000002	0.000001	0.000002	0.000002	0.033	0.030
OF03	3-Oct-2019	464	0.06	7.63	832	0.0001	0.0006	0.0002	445	0.049	0.001	7.43	14.3	470	0.002	0.0074	0.00011	0.0001	0.0009	0.0019	0.075	0.076	0.000002	0.000001	0.000002	0.000002	0.034	0.038
OF03	Average	414	0.134	11.40	748	0.0002	0.0003	0.0001	396	0.033	0.002	7.69	12.6	424	0.0015	0.0152	0.00012	0.00014	0.00117	0.0019	0.069	0.070	0.000005	0.000004	0.000008	0.000008	0.039	0.038
OF04	11-Oct-2017	541	0.054	103	1270	0.0001	0.0002	0.0001	612	0.760		7.42	36.6	825	0.001	0.0015	0.00043	0.00049	0.00070	0.0009	0.116	0.120	0.00001	0.00001	0.00002	0.00002	0.167	0.197
OF04	26-Sep-2018	521	0.234	107	1310	0.0001	0.0002	0.0001	617	0.65	0.004	7.80	37.7	754	0.0014	0.0002	0.00038	0.00042	0.0007	0.0007	0.12	0.118	0.000002	0.000001	0.000006	0.000002	0.162	0.151
OF04	3-Oct-2019	515	0.06	55.9	1100	0.0004	0.001	0.0009	530	0.515	0.003	7.46	19.9	602	0.001	0.001	0.00072	0.0007	0.001	0.0024	0.086	0.088	0.000002	0.000001	0.000004	0.000002	0.12	0.14
OF04	Average	526	0.116	88.6	1227	0.0002	0.0005	0.0004	586.3	0.642	0.004	7.56	31.4	727	0.0011	0.0009	0.00051	0.00054	0.00080	0.0013	0.107	0.109	0.000005	0.000004	0.000010	0.000008	0.150	0.163
OF05	12-Oct-2017	498	0.086	5.74	865	0.0002	0.0002	0.0001	484	0.005		7.65	23.4	490	0.0030	0.0010	0.00001	0.00003	0.00190	0.0019	0.096	0.098	0.00001	0.00001	0.00002	0.00002	0.046	0.056
OF05	27-Sep-2018	466	0.098	3.62	883	0.0003	0.0002	0.0001	479	0.015	0.003	7.70	22.9	492	0.0008	0.0012	0.00002	0.00006	0.0027	0.0023	0.092	0.095	0.000002	0.000001	0.000002	0.00002	0.049	0.043
OF05	3-Oct-2019	484	0.064	4.03	862	0.0006	0.001	0.0005	467	0.001	0.004	7.38	21.7	474	0.0002	0.0032	0.00009	0.00002	0.001	0.002	0.087	0.086	0.000002	0.000001	0.000006	0.000002	0.036	0.044
OF05	Average	483	0.083	4.46	870	0.0004	0.0005	0.0002	477	0.007	0.004	7.58	22.7	485	0.0013	0.0018	0.00004	0.00004	0.00187	0.0021	0.092	0.093	0.000005	0.000004	0.000006	0.000014	0.044	0.048
OF06	12-Oct-2017	598	0.116	3.47	977	0.0001	0.0002	0.0001	549	0.155		7.33	19.0	565	0.0020	0.0020	0.00007	0.0001	0.00098	0.0009	0.085	0.087	0.00001	0.00001	0.00002	0.00002	0.055	0.069
OF06	2018	No sample																										
OF06	3-Oct-2019	383	0.012	84.1	1000	0.0001	0.0002	0.0001	1.48	1.810	0.009	7.39	9.0	604	0.0060	0.0096	0.00019	0.0002	0.0007	0.0007	0.0006	0.00044	0.000002	0.000001	0.000008	0.00005	0.032	0.037
OF06	Average	491	0.064	43.79	989	0.0001	0.0002	0.0001	275.24	0.983	0.009	7.36	14.0	585	0.0040	0.0058	0.00013	0.00015	0.00084	0.0008	0.043	0.044	0.000006	0.000006	0.000014	0.000035	0.044	0.053
OF07	12-Oct-2017	552	0.332	8.74	1040	0.0001	0.0002	0.0001	549	0.005		7.32	77.0	630	0.001	0.0010	0.00001	0.00002	0.00060	0.0005	0.022	0.022	0.00001	0.00001	0.00002	0.00002	0.072	0.080
OF07	19-Oct-2018	523	0.282	8.36	1060	0.0001	0.0002	0.0002	594	0.01	0.008	7.36	76.7	600	0.0006	0.0016	0.000005	0.00002	0.0005	0.0005	0.024	0.023	0.000002	0.000001	0.000002	0.000002	0.085	0.079
OF07	2-Oct-2019	533	0.036	8.73	1110	0.0006	0.001	0.001	5.28	0.001	0.002	7.59	72.3	682	0.0080	0.017	0.00002	0.00002	0.0004	0.0005	0.00038	0.00049	0.000002	0.000001	0.000002	0.000002	0.066	0.075
OF07	Average	536	0.217	8.61	1070	0.0003	0.0005	0.0004	382.8	0.005	0.005	7.42	75.3	637	0.0032	0.0065	0.00001	0.00002	0.00050	0.0005	0.015	0.015	0.000005	0.000004	0.000008	0.000008	0.074	0.078
OF08	13-Oct-2017	429	0.076	19.9	790	0.0001	0.0002	0.0001	405	0.005		7.28	9.44	475	0.0020	0.0035	0.00004	0.00001	0.00040	0.0005	0.092	0.091	0.00001	0.00001	0.00002	0.00002	0.027	0.026
OF08	19-Oct-2018	425	0.12	25.5	836	0.0001	0.0002	0.0003	445	0.015	0.004	7.29	9.68	440	0.0024	0.0002	0.000005	0.00002	0.0004	0.0005	0.092	0.089	0.000002	0.000001	0.000002	0.000002	0.034	0.031
OF08	2-Oct-2019	421	0.09	29.7	859	0.0001	0.0002	0.0002	10.3	0.001	0.002	7.28	10.4	516	0.0024	0.0002	0.00003	0.00002	0.0003	0.0003	0.002	0.002	0.000002	0.000001	0.000002	0.000024	0.025	0.026
OF08	Average	425	0.095	25.03	828	0																						

Table 2: Off Site Groundwater Water Chemistry Sample Results Summary by Well Continued

Client Sample ID	Date Sampled	Cadmium (Cd)-Dissolved	Cadmium (Cd)-Total	Calcium (Ca)-Dissolved	Calcium (Ca)-Total	Cesium (Cs)-Dissolved	Cesium (Cs)-Total	Chromium (Cr)-Dissolved	Chromium (Cr)-Total	Cobalt (Co)-Dissolved	Cobalt (Co)-Total	Copper (Cu)-Dissolved	Copper (Cu)-Total	Iron (Fe)-Dissolved	Iron (Fe)-Total	Lead (Pb)-Dissolved	Lead (Pb)-Total	Lithium (Li)-Dissolved	Lithium (Li)-Total	Magnesium (Mg)-Dissolved	Magnesium (Mg)-Total	Manganese (Mn)-Dissolved	Manganese (Mn)-Total	Mercury (Hg)-Dissolved	Mercury (Hg)-Total	Molybdenum (Mo)-Dissolved	Molybdenum (Mo)-Total	
Unit		mg/L	mg/L	mg/L	mg/L	mg/L	mg/L	mg/L	mg/L	mg/L	mg/L	mg/L	mg/L	mg/L	mg/L	mg/L	mg/L	mg/L	mg/L	mg/L	mg/L	mg/L	mg/L	mg/L	mg/L	mg/L	mg/L	
	PWQO		0.0001						0.0010		0.0009		0.0050		0.30		0.0010								0.00020		0.040	
	ODWG		0.0050						0.050				1.00				0.010								0.0010			
OF01-01	11-Oct-2017	0.000005	0.000005	113	111			0.0001	0.0001	0.00007	0.00007	0.0001	0.0001	1.54	1.79	0.00001	0.00001	0.051	0.059	47.2	46.9	0.337	0.357	0.000002	0.000002	0.0029	0.0032	
OF01-01	26-Sep-2018	0.000103	0.000122	3.88	3.92	0.000002	0.000002	0.0001	0.00008	0.00002	0.00002	0.0289	0.0441	0.047	0.065	0.0314	0.0365	0.015	0.015	0.5	0.4	0.0116	0.0115	0.000001	0.000001	0.0031	0.0028	
OF01-01	3-Oct-2019	0.0000005	0.000001	113	111	0.000018	0.000015	0.00002	0.00002	0.00007	0.00007	0.0003	0.00002	1.62	1.64	0.000005	0.000005	0.053	0.05	47.3	47	0.341	0.324	0.000005	0.000005	0.0028	0.0031	
OF01-01	Average	0.000036	0.000043	77	75	0.000010	0.000009	0.00007	0.00013	0.00005	0.00005	0.0098	0.0147	1.07	1.17	0.01047	0.0122	0.040	0.041	31.7	31.4	0.230	0.231	0.000003	0.000003	0.0029	0.0030	
OF01-2	3-Oct-2019	0.0000005	0.000001	109	109	0.000016	0.000015	0.0001	0.0006	0.00004	0.00004	0.0001	0.0011	1.51	1.54	0.000005	0.000005	0.045	0.045	43.8	42.3	0.366	0.351	0.000005	0.000005	0.0027	0.0028	
OF01-3	3-Oct-2019	0.0000005	0.000001	80.6	82.1	0.000003	0.000003	0.00004	0.0002	0.00004	0.00002	0.0007	0.001	0.0008	0.46	0.000005	0.000005	0.034	0.034	55.5	54.7	0.0094	0.0115	0.000005	0.000005	0.0034	0.0034	
OF01-02, 03	Average	0.000001	0.000001	95	96	0.000010	0.00001	0.00007	0.00040	0.00004	0.00003	0.0004	0.001	0.76	1.00	0.00001	0.00001	0.040	0.04	49.7	48.5	0.19	0.18	0.000005	0.000005	0.0031	0.0031	
OF02	11-Oct-2017	0.000005	0.000005	98.9	97.3			0.0003	0.0006	0.00004	0.00004	0.0001	0.0035	2.81	3.35	0.00001	0.00001	0.051	0.053	55.1	51.4	0.193	0.192	0.000002	0.000002	0.0023	0.0023	
OF02	25-Sep-2018	0.0000005	0.000002	101	101	0.000004	0.000007	0.00002	0.00006	0.00003	0.00003	0.00002	0.0047	4.27	4.37	0.000005	0.000020	0.036	0.041	48.2	47.2	0.231	0.224	0.000001	0.000001	0.0018	0.0017	
OF02	4-Oct-2019	0.000004	0.000004	92.3	91.4	0.000009	0.00001	0.00006	0.0001	0.00011	0.00012	0.005	0.01	0.303	1.17	0.000005	0.000105	0.049	0.048	64.9	62.9	0.0892	0.0842	0.000005	0.000005	0.0024	0.0027	
OF02	Average	0.000003	0.000004	97	97	0.000007	0.000009	0.00013	0.00025	0.00006	0.00006	0.0017	0.0061	2.461	2.96	0.00001	0.00011	0.045	0.047	56.1	53.8	0.171	0.167	0.000003	0.000003	0.0022	0.0022	
OF03	11-Oct-2017	0.000005	0.000005	102	102			0.0001	0.0001	0.00024	0.00024	0.0063	0.0212	2.04	2.72	0.00001	0.00006	0.025	0.024	40.9	39.2	0.349	0.350	0.000002	0.000002	0.0022	0.0024	
OF03	27-Sep-2018	0.000002	0.000007	75.2	74.7	0.000002	0.000005	0.0001	0.0002	0.00009	0.00014	0.0191	0.0565	0.363	0.93	0.00001	0.00010	0.017	0.016	32.0	31.4	0.0583	0.0639	0.000001	0.000002	0.0038	0.0035	
OF03	3-Oct-2019	0.000004	0.000001	107	105	0.000005	0.000007	0.00006	0.0002	0.00011	0.00012	0.037	0.0426	0.459	1.06	0.000005	0.00003	0.026	0.025	43.1	42.2	0.105	0.102	0.000005	0.000005	0.002	0.0021	
OF03	Average	0.000004	0.000004	95	94	0.0000157	0.0000161	0.00009	0.00017	0.00015	0.00017	0.0208	0.0401	0.954	1.57	0.00001	0.00006	0.023	0.022	38.7	37.6	0.171	0.172	0.000003	0.000003	0.0027	0.0027	
OF04	11-Oct-2017	0.000005	0.000010	131	136			0.0001	0.0002	0.00036	0.00044	0.0257	0.0297	0.020	0.080	0.0002	0.0004	0.013	0.016	69.3	69.4	0.0451	0.0619	0.000002	0.000002	0.0034	0.0039	
OF04	26-Sep-2018	0.000006	0.000008	129	133	0.000156	0.000166	0.0001	0.0002	0.00033	0.00037	0.0446	0.0448	0.024	0.037	0.00096	0.0011	0.013	0.015	71.7	71.1	0.046	0.0477	0.000001	0.000001	0.0035	0.0035	
OF04	3-Oct-2019	0.000006	0.000011	112	116	0.000157	0.000155	0.0001	0.0002	0.00014	0.00035	0.0325	0.0453	0.005	0.304	0.000175	0.00079	0.013	0.013	60.6	60.5	0.0288	0.0693	0.000005	0.000005	0.0028	0.0027	
OF04	Average	0.000006	0.000010	124	128	0.000157	0.000161	0.00010	0.00020	0.00028	0.00039	0.0343	0.0399	0.016	0.140	0.00045	0.00076	0.013	0.015	67.2	67.0	0.040	0.060	0.000003	0.000003	0.0032	0.0034	
OF05	12-Oct-2017	0.000005	0.000005	111	108			0.0001	0.0002	0.00047	0.00049	0.0003	0.0024	0.680	0.72	0.00001	0.00003	0.030	0.032	50.0	49.3	0.226	0.235	0.000002	0.000002	0.0029	0.0033	
OF05	27-Sep-2018	0.000005	0.000008	107	109	0.000019	0.00002	0.0001	0.0003	0.00049	0.00052	0.0117	0.0613	0.785	0.743	0.0002	0.0027	0.029	0.031	51.3	48.7	0.22	0.217	0.000001	0.000001	0.0034	0.0032	
OF05	3-Oct-2019	0.000003	0.000005	109	104	0.000021	0.000017	0.00004	0.00006	0.00043	0.00047	0.0057	0.0154	0.166	0.723	0.000005	0.00039	0.032	0.029	47.4	47.5	0.198	0.194	0.000005	0.000005	0.0034	0.0032	
OF05	Average	0.000004	0.000006	109	107	0.000020	0.000019	0.00008	0.00019	0.00046	0.00049	0.0059	0.0264	0.544	0.73	0.00007	0.000104	0.030	0.031	49.6	48.5	0.215	0.215	0.000003	0.000003	0.0032	0.0032	
OF06	12-Oct-2017	0.000010	0.000010	114	117			0.0001	0.0001	0.00003	0.00003	0.350	0.364	0.010	0.010	0.0017	0.00180	0.043	0.045	64.6	64.7	0.0084	0.0087	0.000004	0.000006	0.0047	0.0052	
OF06	2018																											
OF06	3-Oct-2019	0.000003	0.000005	0.44	0.43	0.000003	0.000003	0.0001	0.0002	0.00008	0.00008	0.309	0.354	0.019	0.040	0.00316	0.00484	0.0006	0.001	0.094	0.084	0.0004	0.0008	0.000005	0.000005	0.0041	0.0042	
OF06	Average	0.000007	0.000008	57.2	58.7	0.000003	0.000003	0.00010	0.00015	0.00006	0.00006	0.3295	0.359	0.015	0.025	0.00243	0.00332	0.022	0.023	32.35	32.39	0.0044	0.0048	0.000005	0.000006	0.0044	0.0047	
OF07	12-Oct-2017	0.000035	0.000035	124	128			0.0001	0.0001	0.00199	0.00206	0.0010	0.0039	0.350	0.41	0.00001	0.00004	0.057	0.058	58.4	59.0	0.898	0.914	0.000002	0.000002	0.0011	0.0013	
OF07	19-Oct-2018	0.000045	0.000046	131	133	0.000056	0.000057	0.00002	0.0001	0.00219	0.00232	0.0035	0.0037	0.393	0.43	0.0002	0.0002	0.06	0.059	64.9	70.1	1	1.02	0.000001	0.000001	0.0012	0.0014	
OF07	2-Oct-2019	0.0000005	0.000003	1.66	1.66	0.00001	0.0000095	0.00006	0.00006	0.00004	0.00007	0.0044	0.0162	0.014	0.234	0.00007	0.00024	0.008	0.008	0.274	0.263	0.0044	0.0057	0.000005	0.000005	0.0012	0.0012	
OF07	Average	0.000027	0.000028	86	88	0.000033	0.000033	0.00006	0.00009	0.00141	0.00148	0.0030	0.0079	0.252	0.36	0.00009	0.00088	0.042	0.042	41.19	43.12	0.634	0.647	0.000003	0.000003	0.001167	0.0013	
OF08	13-Oct-2017	0.000005	0.000005	108	110			0.0001	0.0001	0.00285	0.00289	0.0001	0.0005	2.03	2.09	0.00009	0.0002	0.009	0.009	32.9	32.2	0.465	0.454	0.000002	0.000002	0.0009	0.0098000	
OF08	19-Oct-2018	0.000004	0.00001	118	122	0.000046	0.000047	0.00006	0.00006	0.00281	0.0030	0.0008	0.0029	1.82	2.04	0.0001	0.0003	0.01	0.009	36.3	38.3	0.501	0.519	0.000001	0.000001	0.001	0.0011	
OF08	2-Oct-2019	0.0000005	0.000001	1.97	1.97	0.000021	0.00002	0.0001	0.0003	0.00012	0.00012	0.0036	0.0116	0.048	0.056	0.000225	0.0016	0.012	0.012	1.3	1.23	0.0132	0.0131	0.000005	0.000005	0.0014	0.0014	
OF08	Average	0.000003																										

Table 2: Off Site Groundwater Water Chemistry Sample Results Summary by Well Continued

Client Sample ID	Date Sampled	Nickel (Ni)-Dissolved	Nickel (Ni)-Total	Phosphorus (P)-Dissolved	Phosphorus (P)-Total	Potassium (K)-Dissolved	Potassium (K)-Total	Rubidium (Rb)-Dissolved	Rubidium (Rb)-Total	Selenium (Se)-Dissolved	Selenium (Se)-Total	Silicon (Si)-Dissolved	Silicon (Si)-Total	Silver (Ag)-Dissolved	Silver (Ag)-Total	Sodium (Na)-Dissolved	Sodium (Na)-Total	Strontium (Sr)-Dissolved	Strontium (Sr)-Total	Sulfur (S)-Dissolved	Sulfur (S)-Total	Tellurium (Te)-Dissolved	Tellurium (Te)-Total	Thallium (Tl)-Dissolved	Thallium (Tl)-Total	Thorium (Th)-Dissolved	Thorium (Th)-Total
Unit		mg/L	mg/L	mg/L	mg/L	mg/L	mg/L	mg/L	mg/L	mg/L	mg/L	mg/L	mg/L	mg/L	mg/L	mg/L	mg/L	mg/L	mg/L	mg/L	mg/L	mg/L	mg/L	mg/L	mg/L	mg/L	mg/L
	PWQO		0.025		0.03						0.10				0.00010										0.00030		
	ODWG										0.050																
OF01-01	11-Oct-2017	0.0002	0.0003		0.0083	5.26	5.25			0.0002	0.0002			0.00001	0.00001	29.5	28.6	0.972	1.05			0.00003	0.0001	0.000002	0.000002		
OF01-01	26-Sep-2018	0.0005	0.0005		0.139	1.73	1.67	0.00051	0.00048	0.000025	0.00004	10.3	10.3	0.0000005	0.000007	252	260	0.0162	0.0144	23.3	25.3	0.000005	0.00002	0.0000001	0.0000002	0.000002	0.000002
OF01-01	3-Oct-2019	0.0002	0.0002	0.004	0.005	5.49	5.31	0.00145	0.0015	0.00007	0.000015	10.5	10.4	0.0000005	0.000001	31.3	30.7	1.01	1	24	23.3	0.000045	0.0001	0.0000001	0.0000002	0.000002	0.000001
OF01-01	Average	0.0003	0.0003	0.0040	0.051	4.16	4.08	0.00098	0.00099	0.00010	0.00009	10.40	10.35	0.000004	0.000006	104.3	106.4	0.666	0.688	23.7	24.3	0.00003	0.00007	0.0000007	0.0000008	0.000002	0.000002
OF01-2	3-Oct-2019	0.0002	0.0003	0.014	0.010	5.35	5.17	0.00123	0.0013	0.00021	0.00004	11	11	0.0000005	0.000001	28.8	29.1	0.959	0.962	17.9	17.4	0.00007	0.00004	0.0000001	0.0000002	0.000002	0.000001
OF01-3	3-Oct-2019	0.0001	0.0002	0.002	0.005	4.64	4.36	0.00168	0.00168	0.00003	0.00002	8.46	8.3	0.0000005	0.000001	10.9	10.7	0.333	0.334	4.7	4.6	0.000005	0.00001	0.0000001	0.0000002	0.000008	0.000001
OF01-02, 03	Average	0.0002	0.0003	0.0080	0.0075	5.00	4.77	0.00146	0.00149	0.00012	0.00003	9.73	9.65	0.000001	0.000001	19.9	19.9	0.646	0.648	11.3	11.00	0.00004	0.0000250	0.0000001	0.0000002	0.000041	0.000001
OF02	11-Oct-2017	0.0004	0.0004		0.03	5.52	5.28			0.0002	0.0002			0.00001	0.00001	30.9	26.6	0.713	0.701			0.00002	0.00007	0.000002	0.000002		
OF02	25-Sep-2018	0.0002	0.0002		0.0645	6.05	5.7	0.00113	0.00111	0.00003	0.00006	10.7	10.6	0.0000005	0.000003	30.5	31.9	0.821	0.752	12.4	13.7	0.00004	0.00008	0.0000001	0.00003	0.000002	0.00002
OF02	4-Oct-2019	0.0014	0.0015	0.002	0.010	4.64	4.33	0.00288	0.00268	0.000385	0.00031	9.91	9.82	0.000001	0.000001	20.3	19.8	0.543	0.536	7.1	6.9	0.000005	0.00002	0.0000001	0.0000002	0.000002	0.000001
OF02	Average	0.0007	0.0007	0.0020	0.035	5.40	5.10	0.00201	0.00190	0.00021	0.00019	10.31	10.21	0.000004	0.000005	27.2	26.1	0.692	0.663	9.8	10.3	0.00002	0.00006	0.0000007	0.0000017	0.000002	0.000011
OF03	11-Oct-2017	0.0008	0.0008		0.0081	3.15	3.18			0.0002	0.0002			0.00001	0.00001	13.7	12.3	0.276	0.306			0.00001	0.00003	0.000002	0.000002		
OF03	27-Sep-2018	0.0016	0.0019		0.009	1.57	1.54	0.00057	0.0006	0.0003	0.0003	8.92	8.85	0.0000005	0.000001	7.74	8.25	0.233	0.22	2.1	2.1	0.000005	0.00006	0.0000002	0.0000014	0.000002	0.00001
OF03	3-Oct-2019	0.0012	0.001	0.002	0.005	3.06	2.89	0.00099	0.00103	0.000135	0.00012	11.6	11.6	0.0000005	0.000001	13.4	13.2	0.307	0.308	5.5	5.5	0.00002	0.00001	0.0000001	0.0000002	0.000002	0.000001
OF03	Average	0.0012	0.0012	0.0020	0.0074	2.59	2.54	0.00078	0.00082	0.00021	0.00021	10.26	10.23	0.000004	0.000004	11.6	11.3	0.272	0.278	3.8	3.8	0.00001	0.00003	0.0000008	0.0000012	0.000002	0.000006
OF04	11-Oct-2017	0.0052	0.0058		0.0018	3.33	3.40			0.0018	0.0016			0.00001	0.00001	48.3	45.9	0.934	1.05			0.00002	0.0001	0.000002	0.000002		
OF04	26-Sep-2018	0.0055	0.0059		0.0030	3.53	3.44	0.00121	0.00115	0.0018	0.0017	8.45	8.81	0.0000015	0.000003	46.6	48.3	0.983	0.959	12.3	13.7	0.00003	0.0001	0.0000013	0.0000016	0.000002	0.000001
OF04	3-Oct-2019	0.0046	0.0059	0.002	0.005	2.82	2.6	0.00122	0.00115	0.00244	0.00197	8.6	8.61	0.0000005	0.000001	37.8	37.2	0.866	0.879	8.5	8.3	0.000035	0.00005	0.0000001	0.0000002	0.000006	0.000001
OF04	Average	0.0051	0.0059	0.0020	0.0033	3.23	3.15	0.00122	0.00115	0.00201	0.00176	8.53	8.71	0.000004	0.000005	44.2	43.8	0.928	0.963	10.4	11.0	0.00003	0.00008	0.0000001	0.0000002	0.000031	0.000001
OF05	12-Oct-2017	0.0010	0.0011		0.0085	4.52	4.66			0.0002	0.0002			0.00001	0.00001	13.6	12.7	0.345	0.368			0.00001	0.00004	0.000002	0.000008		
OF05	27-Sep-2018	0.0012	0.0015		0.0035	4.48	4.28	0.00631	0.00612	0.00005	0.000045	9.71	9.82	0.0000005	0.000002	11.4	11.5	0.364	0.341	7.5	8.5	0.000025	0.00004	0.0000043	0.0000036	0.000002	0.000001
OF05	3-Oct-2019	0.00096	0.0011	0.002	0.005	4.32	4.26	0.00642	0.00631	0.00008	0.00007	9.39	9.16	0.0000015	0.000004	12	11.5	0.347	0.332	8.1	7.9	0.00001	0.00001	0.00000025	0.0000002	0.000008	0.000001
OF05	Average	0.0011	0.0012	0.0020	0.0057	4.44	4.40	0.00637	0.00622	0.00011	0.00011	9.55	9.49	0.000004	0.000011	12.3	11.9	0.352	0.347	7.8	8.2	0.00002	0.00003	0.0000009	0.0000039	0.000005	0.000001
OF06	12-Oct-2017	0.0032	0.0033		0.0458	4.70	4.88			0.0002	0.0002			0.00008	0.00027	12.0	12.1	0.384	0.393			0.00002	0.00004	0.000006	0.000008		
OF06	2018																										
OF06	3-Oct-2019	0.0045	0.0037	0.036	0.025	0.63	0.59	0.00078	0.00071	0.0011	0.00106	7.75	7.78	0.000006	0.00011	243	242	0.0011	0.0009	3.4	3.5	0.000005	0.00001	0.0000001	0.0000002	0.000002	0.000001
OF06	Average	0.0039	0.0035	0.0360	0.0354	2.67	2.74	0.00078	0.00071	0.00065	0.00063	7.75	7.78	0.000043	0.000190	127.5	127.1	0.193	0.197	3.4	3.5	0.00001	0.00003	0.0000031	0.0000041	0.000002	0.000001
OF07	12-Oct-2017	0.0004	0.0004		0.0001	4.33	4.34			0.0002	0.0002			0.00001	0.00001	16.5	16.7	0.687	0.719			0.00003	0.0001	0.000002	0.000002		
OF07	19-Oct-2018	0.0004	0.0004		0.0005	4.38	4.53	0.00154	0.00156	0.00003	0.000035	10.4	10.5	0.0000005	0.000001	17.5	18.4	0.667	0.705	28.6	29.7	0.00003	0.00007	0.0000002	0.000001	0.000002	0.000001
OF07	2-Oct-2019	0.0002	0.0003	0.002	0.005	0.83	0.77	0.00025	0.00026	0.00002	0.000025	9.47	9.45	0.0000005	0.000001	293	290	0.0035	0.0033	25.6	25.4	0.000005	0.00001	0.0000001	0.0000002	0.000002	0.000001
OF07	Average	0.0003	0.0004	0.0020	0.0019	3.18	3.21	0.00090	0.00091	0.00008	0.00009	9.94	9.98	0.000004	0.000004	109.0	108.4	0.453	0.476	27.1	27.6	0.00002	0.00006	0.0000008	0.0000011	0.000002	0.000001
OF08	13-Oct-2017	0.0022	0.0022		0.0029	2.74	2.74			0.0002	0.0002			0.00001	0.00001	10.7	10.4	0.207	0.219			0.00003	0.00003	0.000002	0.000002		
OF08	19-Oct-2018	0.0022	0.0022		0.0005	2.81	2.89	0.00295	0.00323	0.000035	0.00007	9.98	10	0.0000005	0.000001	11	11.8	0.213	0.223	3.5	3.8	0.000015	0.00004	0.0000001	0.0000002	0.000002	0.000001
OF08	2-Oct-2019	0.0014	0.0019	0.002	0.005	7.78	7.54	0.00247	0.00256	0.00008	0.000075	8.75	8.74	0.0000005	0.000001	214	207	0.0035	0.0033	3.3	3.5	0.000005	0.00001	0.0000001	0.0000002	0.000002	0.000001
OF08	Average	0.0019	0.0021	0.0020	0.0028	4.44	4.39	0.00271	0.00290	0.00011	0.00012	9.37	9.37	0.000004	0.000004	78.6	76.4	0.141	0.148	3.4	3.7	0.00002	0.00003	0.0000007	0.0000008	0.000002	0.000001
OF09	13-Oct-2017	0.0003	0.0004		0.0168	5.39	5.50			0.0002	0.0002			0.00001	0.00001	15.1	15.6	0.									

Table 2: Off Site Groundwater Water Chemistry Sample Results Summary by Well Continued

Client Sample ID	Date Sampled	Tin (Sn)-Dissolved	Tin (Sn)-Total	Titanium (Ti)-Dissolved	Titanium (Ti)-Total	Tungsten (W)-Dissolved	Tungsten (W)-Total	Uranium (U)-Dissolved	Uranium (U)-Total	Vanadium (V)-Dissolved	Vanadium (V)-Total	Zinc (Zn)-Dissolved	Zinc (Zn)-Total	Zirconium (Zr)-Dissolved	Zirconium (Zr)-Total
Unit	PWQO	mg/L	mg/L	mg/L	mg/L	mg/L	mg/L	mg/L	mg/L	mg/L	mg/L	mg/L	mg/L	mg/L	mg/L
	ODWG								0.0050		0.0060		0.020		
OF01(-01)	11-Oct-2017	0.00002	0.00002	0.00005	0.0001	0.00006000	0.00007	0.0019	0.0021	0.00005	0.00005	0.0005	0.0005	0.0002	0.0002
OF01(-01)	26-Sep-2018	0.0054	0.0038	0.00002	0.00006	0.000022	0.000032	0.0021	0.002	0.0001	0.0001	0.134	0.130	0.00009	0.00006
OF01-01	3-Oct-2019	0.000005	0.00001	0.00002	0.00002	0.000064	0.000064	0.0014	0.0019	0.00004	0.00005	0.0172	0.0004	0.0002	0.0002
OF01-01	Average	0.00181	0.00128	0.00003	0.00006	0.00005	0.00006	0.0018	0.0020	0.00006	0.00007	0.0506	0.044	0.00016	0.00015
OF01-2	3-Oct-2019	0.000005	0.00001	0.00002	0.00008	0.000068	0.000064	0.0015	0.0016	0.00004	0.00005	0.0106	0.0104	0.0002	0.0002
OF01-3	3-Oct-2019	0.000005	0.00002	0.00002	0.0004	0.00009	0.000022	0.0011	0.0012	0.0005	0.0001	0.139	0.002	0.0001	0.0001
OF01-02,03	Average	0.000005	0.00002	0.00002	0.00024	0.00008	0.00008	0.0013	0.00140	0.00027	0.0001	0.0748	0.0062	0.00015	0.00015
OF02	11-Oct-2017	0.00002	0.00002	0.00005	0.0001	0.00006000	0.000060	0.0024	0.0023	0.00005	0.0002	0.0035	0.0055	0.00006	0.00006
OF02	25-Sep-2018	0.000005	0.00009	0.00002	0.00008	0.00007	0.000072	0.0012	0.0011	0.0001	0.0002	0.0024	0.0044	0.00006	0.00008
OF02	4-Oct-2019	0.000005	0.0022	0.00002	0.0002	0.00002	0.000014	0.0043	0.0049	0.0003	0.0003	0.177	0.017	0.0002	0.0002
OF02	Average	0.00001	0.00077	0.00003	0.00013	0.00005	0.00005	0.0026	0.0028	0.00015	0.00023	0.0610	0.0090	0.00011	0.00011
OF03	11-Oct-2017	0.00002	0.00002	0.00005	0.0002	0.00002000	0.00003	0.0025	0.0027	0.0001	0.0002	0.0220	0.02	0.00008	0.0001
OF03	27-Sep-2018	0.00002	0.0002	0.0003	0.0015	0.000012	0.000014	0.0034	0.0036	0.0003	0.0005	0.0364	0.143	0.0002	0.0002
OF03	3-Oct-2019	0.00001	0.00001	0.00002	0.0003	0.000018	0.000012	0.0031	0.0034	0.0015	0.0003	0.904	0.0586	0.0001	0.0002
OF03	Average	0.00002	0.00008	0.00012	0.00067	0.00002	0.00002	0.0030	0.0032	0.00063	0.00033	0.3208	0.0739	0.00013	0.00017
OF04	11-Oct-2017	0.00002	0.00004	0.00005	0.0001	0.00009000	0.0001200	0.0026	0.0028	0.0003	0.0004	0.0200	0.019	0.0003	0.0005
OF04	26-Sep-2018	0.00008	0.00004	0.00002	0.0001	0.00009	0.000088	0.0024	0.0023	0.0003	0.0005	0.0314	0.03	0.0004	0.0004
OF04	3-Oct-2019	0.000015	0.00003	0.00004	0.00002	0.000286	0.000112	0.0017	0.0019	0.0003	0.0006	0.0312	0.049	0.0005	0.0004
OF04	Average	0.00004	0.00004	0.00004	0.00007	0.00016	0.00011	0.0022	0.0023	0.00030	0.00050	0.0275	0.033	0.00040	0.00043
OF05	12-Oct-2017	0.00002	0.00002	0.00005	0.0001	0.00001000	0.00002	0.0041	0.0044	0.00005	0.00005	0.0030	0.0025	0.0002	0.0002
OF05	27-Sep-2018	0.000015	0.00009	0.00002	0.00004	0.000016	0.000012	0.0043	0.004	0.0001	0.0003	0.0138	0.0198	0.0002	0.0002
OF05	3-Oct-2019	0.000005	0.0002	0.00002	0.00002	0.000122	0.00001	0.004	0.004	0.00004	0.0001	0.0066	0.0066	0.0002	0.0002
OF05	Average	0.00001	0.00040	0.00003	0.00005	0.00005	0.00001	0.0041	0.0041	0.00006	0.00015	0.0078	0.0096	0.00020	0.00020
OF06	12-Oct-2017	0.00002	0.00002	0.0001	0.0002	0.00001	0.00001	0.0058	0.0060	0.0005	0.0005	0.0790	0.08	0.0002	0.0002
OF06	2018														
OF06	3-Oct-2019	0.0002	0.0022	0.0002	0.0005	0.000008	0.000002	0.0064	0.007	0.0013	0.0007	0.3970	0.107	0.0003	0.0002
OF06	Average	0.00011	0.00111	0.00015	0.00035	0.00001	0.00001	0.0061	0.0065	0.00090	0.00060	0.2380	0.094	0.00025	0.00020
OF07	12-Oct-2017	0.00002	0.00002	0.0001	0.00005	0.00001	0.00001	0.0047	0.0049	0.0001	0.0001	0.0040	0.0050	0.00004	0.00004
OF07	19-Oct-2018	0.000005	0.00001	0.00002	0.0001	0.00001	0.000012	0.0047	0.0050	0.0001	0.0003	0.0206	0.0224	0.00003	0.000038
OF07	2-Oct-2019	0.0001	0.0004	0.00002	0.0002	0.00001	0.0000	0.0039	0.0044	0.00008	0.0001	0.0068	0.0126	0.00004	0.00005
OF07	Average	0.00004	0.00014	0.00005	0.00012	0.00001	0.00001	0.0044	0.0048	0.00009	0.00017	0.0105	0.0133	0.00004	0.00004
OF08	13-Oct-2017	0.00002	0.00002	0.00005	0.00005	0.00002000	0.00003	0.0009	0.00099	0.0001	0.00005	0.0350	0.0355	0.00002	0.00002
OF08	19-Oct-2018	0.000005	0.00001	0.00002	0.00006	0.000026	0.000034	0.001	0.001	0.0002	0.0002	0.06	0.0386	0.000014	0.000016
OF08	2-Oct-2019	0.000005	0.0001	0.00002	0.00002	0.000028	0.0000	0.0008	0.0009	0.00008	0.0001	0.0114	0.0134	0.00001	0.00003
OF08	Average	0.00001	0.00004	0.00003	0.00004	0.00002	0.00003	0.0009	0.0010	0.00013	0.00010	0.035	0.029	0.00002	0.00002
OF09	13-Oct-2017	0.00002	0.00002	0.00005	0.0009	0.00006000	0.00009	0.0021	0.0023	0.00005	0.00005	0.0055	0.0060	0.0002	0.0002
OF09	26-Sep-2018	0.000005	0.00001	0.00002	0.0002	0.000076	0.00007	0.0015	0.0014	0.00008	0.0003	0.0076	0.0074	0.0002	0.0002
OF09	4-Oct-2019	0.000005	0.0002	0.00002	0.0001	0.000066	0.0001	0.0043	0.0047	0.0001	0.0002	0.0138	0.0138	0.00020	0.00020
OF09	Average	0.00001	0.00008	0.00003	0.00040	0.00007	0.00007	0.0026	0.0028	0.00008	0.00018	0.009	0.0091	0.00020	0.00020
OF10	14-Oct-2017	0.00002	0.00004	0.00005	0.0005	0.00001	0.00001	0.0019	0.0021	0.0007	0.0008	0.0335	0.0335	0.0001	0.0001
OF10	2018														
OF10	4-Oct-2019	0.000005	0.00007	0.00002	0.0003	0.000006	0.0000	0.0016	0.0017	0.0007	0.0008	0.0614	0.0616	0.00010	0.00010
OF10	Average	0.00001	0.00006	0.00004	0.00040	0.00001	0.00001	0.0018	0.0019	0.00070	0.00080	0.0475	0.048	0.00010	0.00010
OF11	2017														
OF11	4-Oct-2018	0.00001	0.00002	0.00006	0.0003	0.000002	0.000002	0.0025	0.0025	0.0004	0.0005	0.414	0.22	0.0002	0.0002
OF11	2-Oct-2019	0.000005	0.00004	0.00006	0.0004	0.000002	0.0000	0.0019	0.0021	0.0005	0.0005	0.2440	0.336	0.00030	0.00030
OF11	Average	0.00001	0.00003	0.00006	0.00035	0.000002	0.000004	0.0022	0.0023	0.00045	0.00050	0.329	0.278	0.00025	0.00025
Overall Average		0.00017	0.00034	0.00005	0.00024	0.00004	0.00003	0.0028	0.0029	0.00032	0.00031	0.101	0.054	0.00017	0.00017