

**NEW GOLD RAINY RIVER MINE
APPENDIX P
OFF-SITE GROUNDWATER
MONITORING RESULTS**

2022 Annual Groundwater Report
Appendix H

Supporting Documentation 2022



2022 Offsite Groundwater Monitoring Report

Prepared By:

New Gold Inc.
Rainy River Mine
5967 HWY 11/71, P.O. Box 5
Emo, ON P0W 1E0

T 807-234-8200

F 807-482-2834

www.newgold.com

December 2022

Introduction

New Gold Inc. (New Gold) is currently operating and will eventually reclaim an open pit and underground gold mine, the Rainy River Mine (RRM). Through the Environmental Assessment process for construction and operation of the RRM, New Gold committed to an offsite well water quality program. The condition states:

A groundwater level (flow) and quality monitoring program of regular sampling and dipping of dedicated monitoring wells will be implemented to confirm that no area wells are affected by the mine. Furthermore, local well owners will be asked to participate in a well water quality program to monitor water quality in their wells.

The 2022 offsite groundwater sampling program was completed by the New Gold Environment Team in late October and early November with fourteen local well owners participating.

Water Level Measurement

To date, water level data has not been gathered as a part of the offsite groundwater monitoring program. When the program started in 2017, New Gold asked the monitoring program participants if they would consent to New Gold measuring the water level in their wells. The general response was to decline, due to concern of well contamination. New Gold Rainy River has since invested in a sonic water level meter that uses sound waves to measure well water level, which does not require any equipment to be placed in the well to record the water level. Access to the well will be necessary to complete a water level measurement. New Gold will contact you to obtain your consent for a well water level measurement in 2022.

Water Chemistry Summary

The 13 local wells were sampled and analyzed for the same parameters that New Gold Rainy River Mine analyzes for their Regulatory site groundwater monitoring network. Where possible, samples were collected at a location representative of the water quality directly in the local well (pre-treatment) after 20 liters of water (one pail) was purged from each well/tap.

The 2022 offsite groundwater sample results are compared against 2017, 2018, 2019 and 2020 sample results, where available. The results are also compared to the Ontario Provincial Water Quality Objectives (PWQO) and Ontario Drinking Water Standards (ODWS), where a limit exists for the parameters tested. The Ontario PWQO were established to protect aquatic life, water resources, and recreational water users. For more information about the Ontario PWQO, call or visit the website for the Ontario Ministry of Environment, Conservation and Parks (MECP). The ODWS, under Ontario Regulation 169/03, are a set of standards to ensure the safety of drinking water. For more information about the ODWS, call or visit the website for the Ontario MECP.

All groundwater results were within the Ontario PWQO standards apart from elevated results for arsenic (3), cobalt (2), copper (8), iron (6), lead (3), phosphorus (10), uranium (3) and zinc (4). Results highlighted in yellow exceeded the PWQO. All groundwater results were within the ODWS. The detection limit of the phosphorus is 0.05 mg/l which is higher than the PWQO of 0.03 mg/l.

Table 1 presents the offsite groundwater well water chemistry results for 2022. Where the dissolved metals value is higher than the value of the total metal, the value was confirmed by re-analysis. Figures 1 through 8 show each parameter where total metal measured higher than the PWQO. Individual well result summaries are available in Table 2.

Table 1: Offsite Groundwater 2022 Water Chemistry Sample Results

Sample ID					OF01	OF02	OF03	OF04	OF05	OF06	OF07	OF08	OF09	OF10	OF12-1	OF12-2	OF15
Date Sampled					10/14/2022	10/16/2022	10/1/2022	10/15/2022	10/14/2022	10/15/2022	10/14/2022	10/2/2022	10/14/2022	10/27/2022	10/31/2022	10/31/2022	9/29/2022
Time Sampled					4:00:00 PM	10:20:00 AM	12:45:00 AM	3:55:00 PM	5:15:00 PM	2:40:00 PM	2:00:00 PM	3:00:00 PM	3:00:00 PM	4:30:00 AM	4:30:00 PM	4:30:00 PM	6:55:00 PM
Date Received					21-Oct-2022	21-Oct-2022	7-Oct-2022	21-Oct-2022	21-Oct-2022	21-Oct-2022	21-Oct-2022	7-Oct-2022	21-Oct-2022	5-Nov-2022	5-Nov-2022	5-Nov-2022	7-Oct-2022
ALS Sample ID					L2737577-2	L2737577-7	L2736114-2	L2737577-6	L2737577-3	L2737577-5	L2737577-4	L2736114-3	L2737577-1	L2739416-3	L2739416-1	L2739416-1	L2736114-1
Parameter	Lowest Detection Limit	Units	PWQO	ODWS													
Anions and Nutrients																	
Chloride (Cl)	0.1	mg/L			12.1	4.73	12.4	139	10.2	39.4	9.15	54.3	1.2	12.7	2.65	0.28	13.6
Total Kjeldahl Nitrogen	0.05	mg/L			0.5	0.7	0.25	0.4	0.25	0.2	0.3	0.15	0.1	0.3	0.25	0.05	0.35
Physical Tests																	
Conductivity (EC)	1	uS/cm			866	873	849	1310	793	1090	998	891	1070	810	718	58.4	947
Hardness (as CaCO3)	0.51	mg/L			429	512	432	708	460	1.82	551	433	1.22		373	0.5	410
pH	0.1	pH	6.5-8.5	6.5-8.5	8.07	8.14	7.58	8.07	8.11	8.2	8.01	7.55	8.39	7.83	8.05	6.91	7.82
Total Dissolved Solids	10	mg/L			524	514	492	814	478	676	582	512	710	460	412	38	542
Anions and Nutrients																	
Alkalinity, Total (as CaCO3)	2	mg/L			482	519	479	540	450	558	548	429	602	438	403	32.2	538
Ammonia, Total (as N)	0.005	mg/L			0.442	0.566	0.038	0.078	0.064	0.008	0.222	0.048	0.03	0.054	0.24	0.002	0.142
Nitrate (as N)	0.02	mg/L		10	0.09	0.03	0.036	1.48	0.092	0.03	0.002	0.048	0.008	0.89	0.002	0.038	0.35
Nitrite (as N)	0.01	mg/L		1	0.002	0.001	0.001	0.001	0.001	0.001	0.001	0.001	0.001	0.001	0.001	0.001	0.001
Sulfate (SO4)	0.3	mg/L			45.1	34.5	12.6	54.5	26	13.5	70.9	12.8	32.8	8.85	20.9	0.05	13.8
Cyanides																	
Cyanide, Weak Acid Diss	0.002	mg/L			0.0001	0.0001	0.0001	0.0001	0.0001	0.0001	0.0001	0.0001	0.0021	0.0001	0.0001	0.0005	0.0003
Cyanide, Total	0.002	mg/L	0.005	0.2	0.0002	0.0002	0.0002	0.0002	0.0002	0.0002	0.0002	0.0002	0.0016	0.0002	0.0004	0.0004	0.0002
Cyanide, Free	0.002	mg/L		0.2	0.0001	0.0001	0.0001	0.0001	0.0001	0.0001	0.0001	0.0001	0.0002	0.0004	0.0005	0.0004	0.0011
Total Metals																	
Aluminum (Al)-Total	0.005	mg/L	0.075		0.023	0.0182	0.0024	0.0309	0.0405	0.0291	0.0174	0.0002	0.0201	0.0078	0.0036	0.003	0.0066
Antimony (Sb)-Total	0.0006	mg/L	0.02		0.0001	0.0001	0.000095	0.00031	0.0001	0.0001	0.0001	0.00002	0.0001	0.0002	0.0001	0.0001	0.00004
Arsenic (As)-Total	0.001	mg/L	0.005		0.023	0.00483	0.00134	0.00066	0.00208	0.00074	0.00035	0.00025	0.00138	0.0005	0.013	0.00053	0.00143
Barium (Ba)-Total	0.01	mg/L			0.0922	0.0801	0.0855	0.124	0.0845	0.0036	0.0165	0.102	0.00293	0.0806	0.0894	0.0001	0.0317
Beryllium (Be)-Total	0.001	mg/L	0.0011		0.0001	0.0001	0.000002	0.0001	0.0001	0.0001	0.0001	0.000002	0.0001	0.0001	0.0001	0.0001	0.000002
Bismuth (Bi)-Total	0.001	mg/L			0.00005	0.00005	0.000005	0.00005	0.00005	0.00005	0.00005	0.00004	0.00005	0.00005	0.00005	0.00005	0.000005
Boron (B)-Total	0.05	mg/L	0.2		0.138	0.144	0.044	0.118	0.038	0.055	0.069	0.024	0.059	0.056	0.088	0.087	0.15
Cadmium (Cd)-Total	0.000017	mg/L	0.0001		0.000005	0.000005	0.0000016	0.000005	0.0000053	0.000005	0.000009	0.0000198	0.000005	0.000032	0.000005	0.000005	0.0000072
Calcium (Ca)-Total	0.2	mg/L			108	99.1	102	134	97.3	0.393	111	116	0.305	88.1	91.3	0.05	96
Cesium (Cs)-Total	0.00001	mg/L			0.000018	0.00001	0.000006	0.00019	0.000025	0.00001	0.000085	0.000052	0.00001	0.00001	0.000011	0.00001	0.000171
Chromium (Cr)-Total	0.001	mg/L	0.001		0.0001	0.0001	0.00006	0.0001	0.00024	0.0001	0.0001	0.00004	0.0001	0.00043	0.0001	0.0001	0.00014
Cobalt (Co)-Total	0.0005	mg/L	0.0009		0.0001	0.0001	0.00082	0.0003	0.00041	0.0001	0.00216	0.00239	0.0001	0.0001	0.00011	0.0001	0.00003
Copper (Cu)-Total	0.001	mg/L	0.005		0.00239	0.00658	0.0188	0.0162	0.00325	0.0782	0.00399	0.0067	0.00932	0.191	0.00079	0.00067	0.0134
Iron (Fe)-Total	0.02	mg/L	0.3		3.07	5.15	0.55	0.023	0.738	0.038	0.239	1.56	0.017	0.082	0.501	0.01	0.026
Lead (Pb)-Total	0.00005	mg/L	0.001		0.00005	0.000244	0.00016	0.000141	0.000087	0.00128	0.000052	0.00138	0.000936	0.0021	0.00005	0.00005	0.00046
Lithium (Li)-Total	0.05	mg/L			0.0447	0.0449	0.0278	0.0163	0.0287	0.0014	0.0527	0.01	0.0348	0.0186	0.033	0.001	0.0244
Magnesium (Mg)-Total	0.02	mg/L			42.7	51.6	42.7	70.3	43.4	0.133	63.6	34.6	0.102	42.2	35.3	0.0062	44.3
Manganese (Mn)-Total	0.001	mg/L			0.349	0.179	0.124	0.0571	0.175	0.00108	0.971	0.438	0.00264	0.00361	0.337	0.0001	0.0531
Mercury (Hg)-Total	0.00003	mg/L	0.0002		0.000005	0.000005	0.000005	0.000005	0.000005	0.000005	0.000005	0.000005	0.000005	0.000005	0.000005	0.000005	0.000005
Molybdenum (Mo)-Total	0.001	mg/L	0.04		0.00278	0.00207	0.00194	0.00286	0.00388	0.00524	0.00151	0.000825	0.00586	0.00337	0.00436	0.00005	0.00457
Nickel (Ni)-Total	0.002	mg/L	0.025		0.0005	0.0005	0.00154	0.00435	0.00133	0.00144	0.0005	0.00366	0.0005	0.00215	0.00051	0.0005	0.00034
Phosphorus (P)-Total	0.05	mg/L	0.03		0.05	0.05	0.01	0.05	0.05	0.06	0.05	0.008	0.05	0.05	0.05	0.05	0.01
Potassium (K)-Total	0.5	mg/L			5.23	5.29	2.28	3.31	4.39	1.6	5.02	2.98	0.536	3.24	4.58	0.061	3.15
Rubidium (Rb)-Total	0.0002	mg/L			0.0013	0.00262	0.00093	0.00131	0.00636	0.00107	0.00178	0.00334	0.00022	0.0006	0.00143	0.0002	0.00487
Selenium (Se)-Total	0.00005	mg/L	0.1		0.00005	0.000057	0.00009	0.00161	0.00064	0.00022	0.00005	0.000054	0.00005	0.00141	0.00005	0.00005	0.000242
Silicon (Si)-Total	0.1	mg/L			11.3	10.3	13.2	9.14	9.13	9.63	9.99	9.94	12.4	12.6	11.6	3.56	12
Silver (Ag)-Total	0.0001	mg/L	0.0001		0.00001	0.00001	0.000008	0.00001	0.00001	0.000169	0.00001	0.000001	0.00001	0.000011	0.00001	0.00001	0.000004
Sodium (Na)-Total	0.1	mg/L			27.5	28.3	13.1	44.8	13.6	272	19.2	15.1	273	37.2	18.3	22.2	50.2
Strontium (Sr)-Total	0.001	mg/L			0.956	0.698	0.321	1	0.307	0.00118	0.568	0.23	0.00159	0.137	0.651	0.0002	0.614
Sulfur (S)-Total	0.5	mg/L			14.3	11.8	4.5	10.7	8.72	6.5	26.3	3.65	12.8	3.78	7.37	0.5	5.35
Tellurium (Te)-Total	0.001	mg/L			0.0002	0.0002	0.00003	0.0002	0.0002	0.0002	0.0002	0.00002	0.0002	0.0002	0.0002	0.0002	0.00004
Thallium (Tl)-Total	0.0003	mg/L	0.0003		0.00001	0.00001	0.000002	0.00001	0.00001	0.00001	0.00001	0.000002	0.00001	0.00001	0.00001	0.00001	0.000031
Thorium (Th)-Total	0.0001	mg/L			0.0001	0.0001	0.000008	0.0001	0.0001	0.0001	0.0001	0.000004	0.0001	0.0001	0.0001	0.0001	0.000006
Tin (Sn)-Total	0.001	mg/L			0.0001	0.00012	0.00003	0.0001	0.0001	0.00021	0.0001	0.00002	0.0001	0.00091	0.0001	0.0001	0.00003
Titanium (Ti)-Total	0.002	mg/L			0.0003	0.0003	0.00006	0.0003	0.00064	0.00035	0.0003	0.00002	0.0003	0.0003	0.0003	0.0003	0.00048
Tungsten (W)-Total	0.01	mg/L			0.0001	0.0001	0.00002	0.0001	0.0001	0.0001	0.0001	0.00002	0.0001	0.0001	0.0001	0.0001	0.00028
Uranium (U)-Total	0.005	mg/L	0.005		0.00159	0.00281	0.00362	0.00213	0.00381	0.00758	0.00445	0.00103	0.00164	0.00164	0.0115	0.000018	0.00793
Vanadium (V)-Total	0.001	mg/L	0.006		0.0005	0.0005	0.00022	0.0005	0.0005	0.00055	0.0005	0.00008	0.0005	0.00083	0.0005	0.0005	0.00078
Zinc (Zn)-Total	0.003	mg/L	0.02		0.0061	0.0056	0.0232	0.0099	0.0056	0.0566	0.0087	0.035	0.0073	0.115	0.003	0.0037	0.0066
Zirconium (Zr)-Total	0.001	mg/L	0.004		0.0002	0.0002	0.00329	0.0004	0.00021	0.00025	0.0002	0.00002	0.0002	0.0002	0.0002	0.0002	0.00043

Table 1: Offsite Groundwater 2022 Water Chemistry Sample Results

Sample ID					OF01	OF02	OF03	OF04	OF05	OF06	OF07	OF08	OF09	OF10	OF12-1	OF12-2	OF15
Date Sampled					10/14/2022	10/16/2022	10/1/2022	10/15/2022	10/14/2022	10/15/2022	10/14/2022	10/2/2022	10/14/2022	10/27/2022	10/31/2022	10/31/2022	9/29/2022
Time Sampled					4:00:00 PM	10:20:00 AM	12:45:00 AM	3:55:00 PM	5:15:00 PM	2:40:00 PM	2:00:00 PM	3:00:00 PM	3:00:00 PM	4:30:00 AM	4:30:00 PM	4:30:00 PM	6:55:00 PM
Date Received					21-Oct-2022	21-Oct-2022	7-Oct-2022	21-Oct-2022	21-Oct-2022	21-Oct-2022	21-Oct-2022	7-Oct-2022	21-Oct-2022	5-Nov-2022	5-Nov-2022	5-Nov-2022	7-Oct-2022
ALS Sample ID					L2737577-2	L2737577-7	L2736114-2	L2737577-6	L2737577-3	L2737577-5	L2737577-4	L2736114-3	L2737577-1	L2739416-3	L2739416-1	L2739416-1	L2736114-1
Parameter	Lowest Detection Limit	Units	PWQO	ODWS													
Dissolved Metals																	
Aluminum (Al)-Dissolved	0.005	mg/L		0.1	0.039	0.0166	0.0012	0.0379	0.0211	0.0238	0.0258	0.0002	0.0263	0.0025	0.001	0.001	0.0006
Antimony (Sb)-Dissolved	0.0006	mg/L		0.006	0.0001	0.0001	0.00009	0.00031	0.0001	0.0001	0.0001	0.00001	0.0001	0.00016	0.0001	0.0001	0.00005
Arsenic (As)-Dissolved	0.001	mg/L		0.01	0.0127	0.00454	0.0008	0.00074	0.00208	0.00087	0.00036	0.00024	0.00133	0.00047	0.0143	0.00037	0.00147
Barium (Ba)-Dissolved	0.01	mg/L		1	0.101	0.0851	0.0868	0.134	0.0897	0.0032	0.0185	0.1	0.00404	0.0821	0.0866	0.0001	0.0324
Beryllium (Be)-Dissolved	0.001	mg/L			0.0001	0.0001	0.000002	0.0001	0.0001	0.0001	0.0001	0.000002	0.0001	0.0001	0.0001	0.0001	0.000002
Bismuth (Bi)-Dissolved	0.001	mg/L			0.00005	0.00005	0.000005	0.00005	0.00005	0.00005	0.00005	0.000005	0.00005	0.00005	0.00005	0.00005	0.000005
Boron (B)-Dissolved	0.05	mg/L		5	0.138	0.157	0.04	0.136	0.041	0.051	0.074	0.024	0.056	0.052	0.093	0.089	0.144
Cadmium (Cd)-Dissolved	0.000017	mg/L		0.005	0.000005	0.000005	0.0000032	0.0000079	0.00001	0.000005	0.0000093	0.0000182	0.000005	0.0000283	0.000005	0.000005	0.0000068
Calcium (Ca)-Dissolved	0.2	mg/L			100	109	103	150	105	0.461	110	117	0.312	83.8	86.8	0.065	91.7
Cesium (Cs)-Dissolved	0.00001	mg/L			0.000017	0.00001	0.000006	0.000189	0.000019	0.00001	0.000083	0.000052	0.00001	0.00001	0.00001	0.00001	0.000163
Chromium (Cr)-Dissolved	0.001	mg/L		0.05	0.0001	0.0001	0.00002	0.0001	0.00013	0.0001	0.0001	0.00002	0.0001	0.00037	0.0001	0.0001	0.00004
Cobalt (Co)-Dissolved	0.0005	mg/L			0.0001	0.0001	0.00057	0.0003	0.00045	0.0001	0.00219	0.00228	0.0001	0.0001	0.0001	0.0001	0.00003
Copper (Cu)-Dissolved	0.001	mg/L		1	0.00123	0.00596	0.0167	0.0167	0.00212	0.0749	0.00276	0.0007	0.00737	0.114	0.00075	0.00044	0.0101
Iron (Fe)-Dissolved	0.02	mg/L			2.57	4.68	0.159	0.02	0.669	0.012	0.227	1.41	0.01	0.078	0.379	0.01	0.002
Lead (Pb)-Dissolved	0.00005	mg/L		0.01	0.00005	0.00005	0.00004	0.000134	0.00005	0.000681	0.00005	0.00032	0.000226	0.00152	0.00005	0.00005	0.00008
Lithium (Li)-Dissolved	0.05	mg/L			0.0432	0.049	0.0264	0.0171	0.0299	0.0014	0.0519	0.0106	0.0311	0.0166	0.0351	0.001	0.0252
Magnesium (Mg)-Dissolved	0.02	mg/L			43.5	58.3	42.5	80.9	48.2	0.163	67.1	34	0.107	40.4	34.1	0.0052	43.9
Manganese (Mn)-Dissolved	0.001	mg/L			0.352	0.183	0.12	0.0606	0.182	0.00067	0.968	0.441	0.00257	0.00353	0.335	0.0001	0.0485
Mercury (Hg)-Dissolved	0.00003	mg/L		0.001	0.000005	0.000005	0.000005	0.000005	0.000005	0.000005	0.000005	0.000005	0.000005	0.000005	0.000005	0.000005	0.000005
Molybdenum (Mo)-Dissolved	0.001	mg/L			0.00276	0.00205	0.00197	0.00274	0.00369	0.00501	0.00153	0.00082	0.00544	0.00318	0.0041	0.00005	0.00432
Nickel (Ni)-Dissolved	0.002	mg/L			0.0005	0.0005	0.00144	0.00453	0.00135	0.00084	0.0005	0.00284	0.0005	0.00185	0.0005	0.0005	0.0003
Phosphorus (P)-Dissolved	0.05	mg/L			0.05	0.05	0.002	0.05	0.05	0.05	0.05	0.002	0.05	0.05	0.05	0.05	0.002
Potassium (K)-Dissolved	0.5	mg/L			5.28	5.46	2.66	3.51	4.45	1.67	5.21	2.95	0.558	3.15	4.42	0.06	3.27
Rubidium (Rb)-Dissolved	0.0002	mg/L			0.00113	0.0025	0.00094	0.00142	0.00621	0.00118	0.00187	0.00334	0.0002	0.00059	0.00146	0.0002	0.00485
Selenium (Se)-Dissolved	0.00005	mg/L		0.05	0.00005	0.000082	0.000092	0.00197	0.000057	0.000224	0.00005	0.000056	0.00005	0.00142	0.00005	0.00005	0.00028
Silicon (Si)-Dissolved	0.05	mg/L			11.3	10.5	12.3	9.71	9.2	9.9	10.7	9.53	12	12	12.1	3.22	11.6
Silver (Ag)-Dissolved	0.0001	mg/L			0.00001	0.00001	0.000042	0.00001	0.00001	0.000019	0.00001	0.0000005	0.00001	0.00001	0.00001	0.00001	0.000021
Sodium (Na)-Dissolved	0.1	mg/L			27.4	31.3	13.8	50.2	14.9	298	19.2	14.5	266	35.2	18.8	19.7	48.8
Strontium (Sr)-Dissolved	0.001	mg/L			0.958	0.729	0.328	1.06	0.323	0.00146	0.565	0.227	0.00172	0.132	0.609	0.0002	0.581
Sulfur (S)-Dissolved	0.5	mg/L			13.9	12.9	4.2	11.6	9.53	6.47	25.8	3.45	11.9	3.62	7.91	0.5	5.25
Tellurium (Te)-Dissolved	0.001	mg/L			0.0002	0.0002	0.00003	0.0002	0.0002	0.0002	0.0002	0.000005	0.0002	0.0002	0.0002	0.0002	0.00003
Thallium (Tl)-Dissolved	0.0003	mg/L			0.00001	0.00001	0.000001	0.00001	0.00001	0.00001	0.00001	0.000002	0.00001	0.00001	0.00001	0.00001	0.000028
Thorium (Th)-Dissolved	0.0001	mg/L			0.0001	0.0001	0.000002	0.0001	0.0001	0.0001	0.0001	0.000002	0.0001	0.0001	0.0001	0.0001	0.000002
Tin (Sn)-Dissolved	0.001	mg/L			0.0001	0.0001	0.00001	0.0001	0.0001	0.0001	0.0001	0.00001	0.0001	0.00032	0.0001	0.0001	0.00001
Titanium (Ti)-Dissolved	0.002	mg/L			0.0003	0.0003	0.00002	0.0003	0.0003	0.0003	0.0003	0.00002	0.0003	0.0003	0.0003	0.0003	0.00002
Tungsten (W)-Dissolved	0.01	mg/L			0.0001	0.0001	0.00002	0.0001	0.0001	0.0001	0.0001	0.00001	0.0001	0.0001	0.0001	0.0001	0.00026
Uranium (U)-Dissolved	0.005	mg/L		0.02	0.00148	0.00267	0.00373	0.00203	0.00365	0.00761	0.00414	0.000986	0.00142	0.00163	0.013	0.00001	0.00759
Vanadium (V)-Dissolved	0.001	mg/L			0.0005	0.0005	0.00012	0.0005	0.0005	0.00065	0.0005	0.00004	0.0005	0.00072	0.0005	0.0005	0.00068
Zinc (Zn)-Dissolved	0.003	mg/L			0.009	0.0062	0.0254	0.0123	0.0053	0.0192	0.0061	0.023	0.0058	0.104	0.0028	0.0039	0.003
Zirconium (Zr)-Dissolved	0.001	mg/L			0.0002	0.0002	0.00156	0.00041	0.0002	0.00024	0.0002	0.00001	0.0002	0.0002	0.0002	0.0002	0.00042

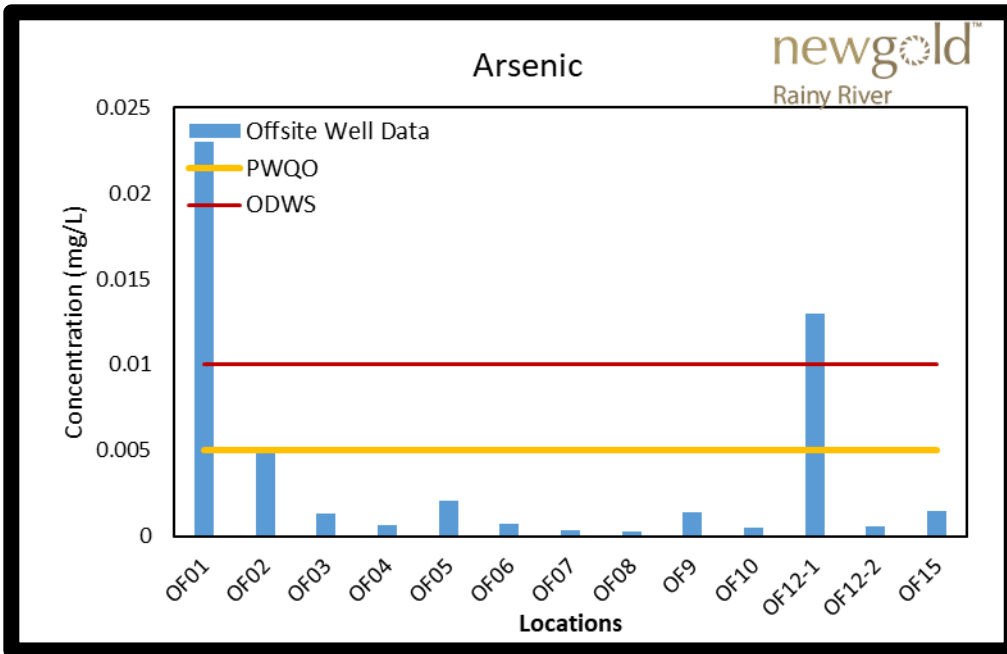


Figure 1: Total arsenic concentration in Offsite groundwater

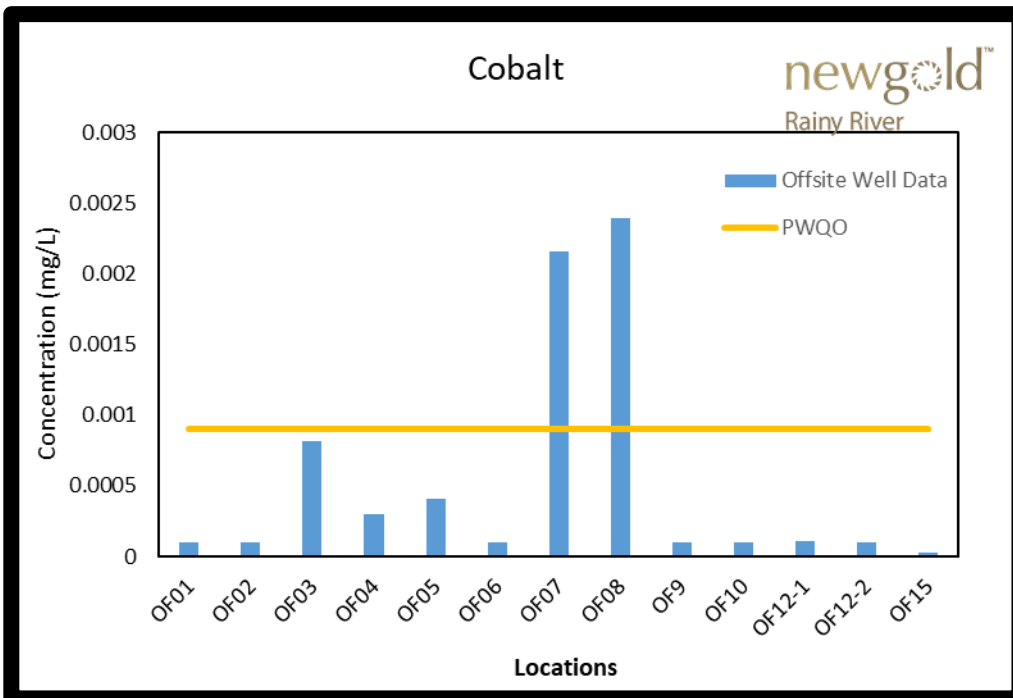


Figure 2: Total Cobalt concentration in Offsite groundwater

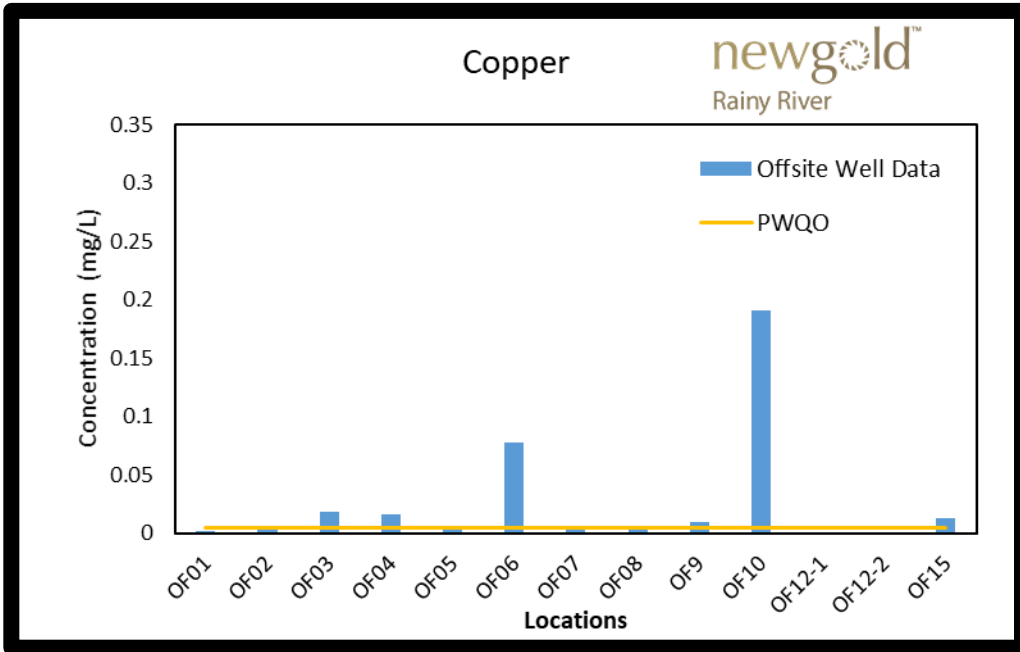


Figure 3: Total Copper concentration in Offsite groundwater

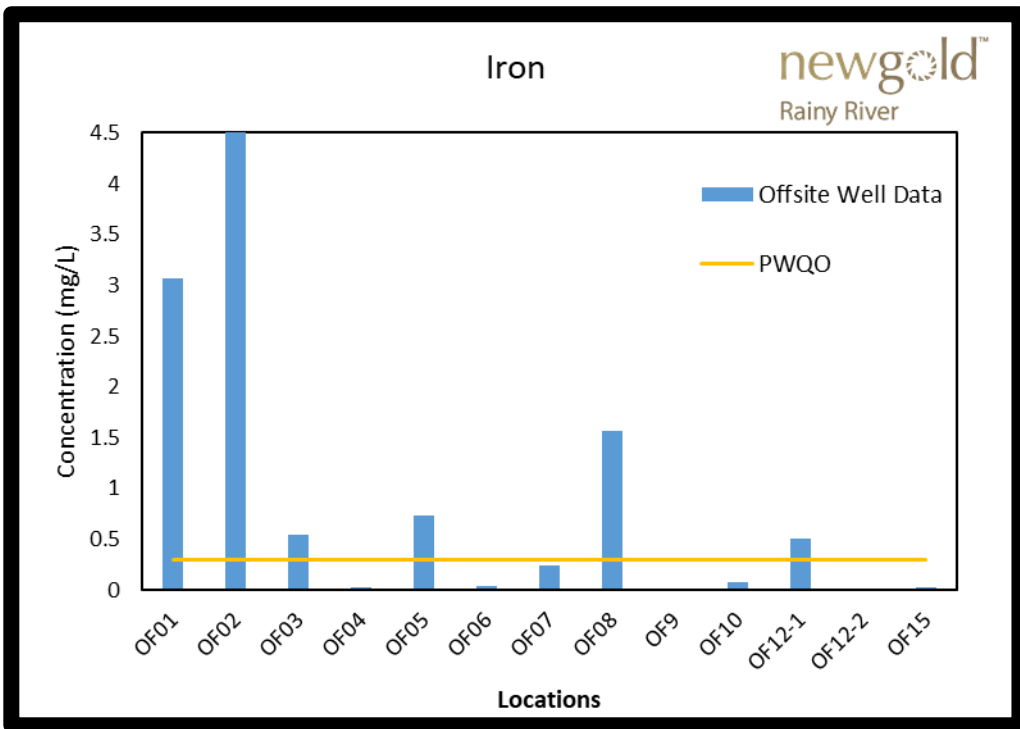


Figure 4: Total Iron concentration in Offsite groundwater

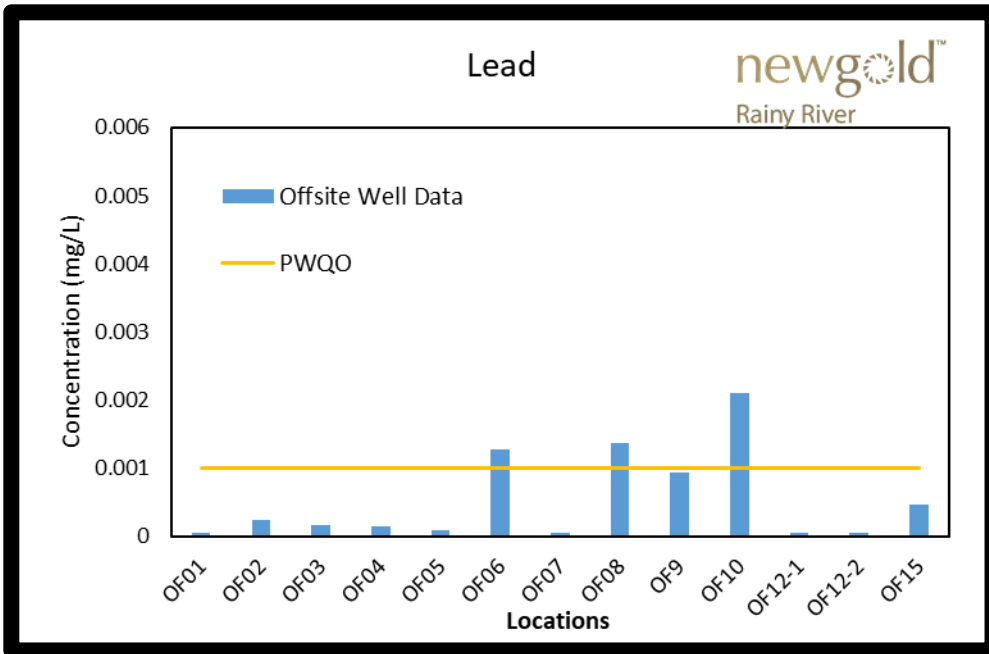


Figure 5: Total Lead concentration in Offsite groundwater

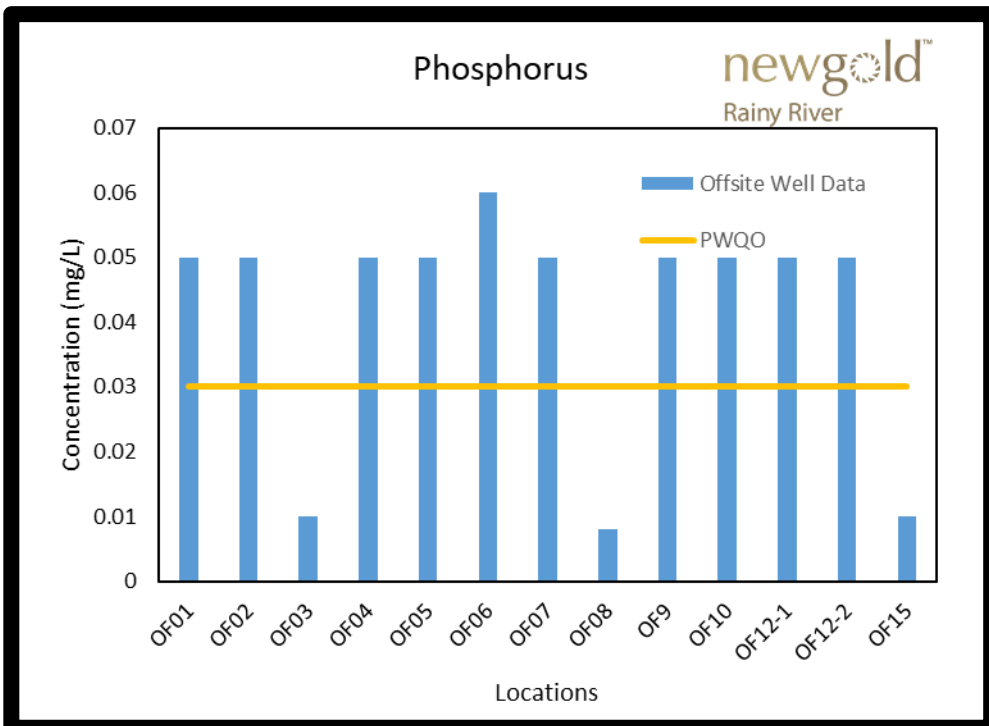


Figure 6: Total Phosphorus concentration in Offsite groundwater

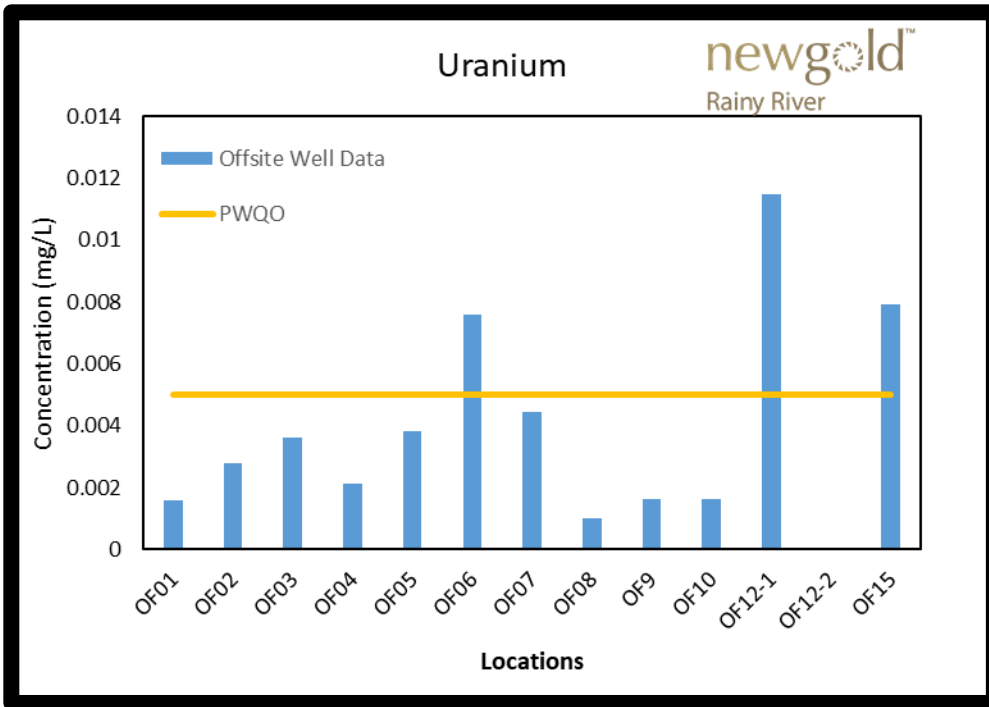


Figure 7: Total Uranium concentration in Offsite groundwater

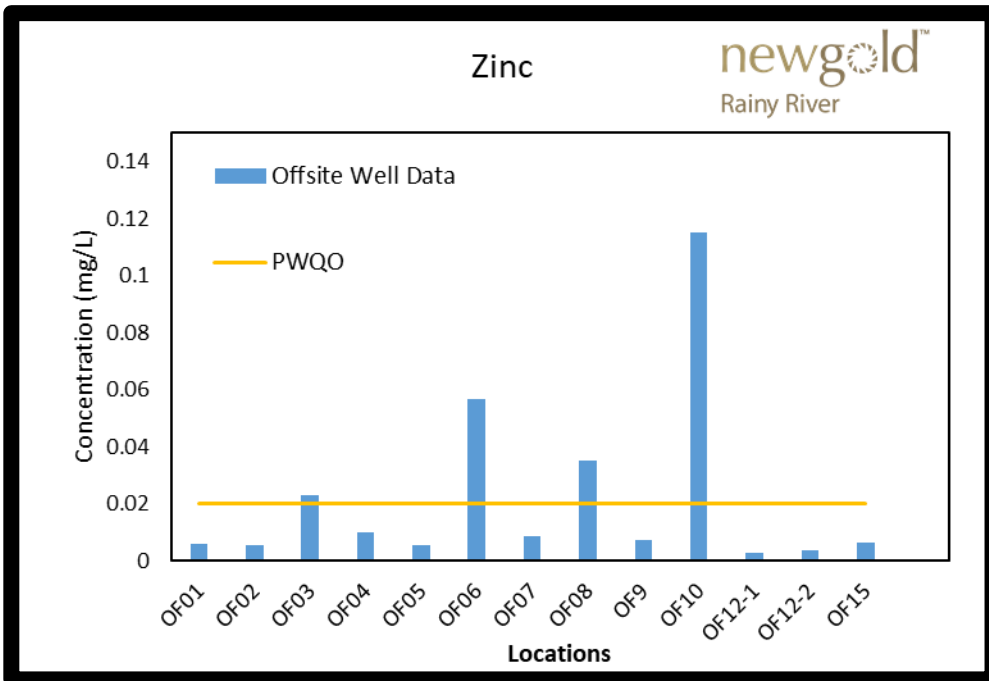


Figure 8: Total Zinc concentration in Offsite groundwater

Table 2a: Off Site Groundwater Water Chemistry Sample Results Summary by Well (OF01 to OF07)

Client Sample ID	Date Sampled	Alkalinity, Total (as CaCO3)	Ammonia, Total (as N)	Chloride (Cl)	Conductivity (EC)	Cyanide, Free	Cyanide, Total	Cyanide, Weak Acid Dissolved	Hardness (as CaCO3)	Nitrate (as N)	Nitrite (as N)	pH	Sulfate (SO4)	Total Dissolved Solids	Aluminum (Al)-Dissolved	Aluminum (Al)-Total	Antimony (Sb)-Dissolved	Antimony (Sb)-Total	Arsenic (As)-Dissolved	Arsenic (As)-Total	Barium (Ba)-Dissolved
Unit		mg/L	mg/L	mg/L	uS/cm	mg/L	mg/L	mg/L	mg/L	mg/L	mg/L	pH	mg/L	mg/L	mg/L	mg/L	mg/L	mg/L	mg/L	mg/L	mg/L
	PWQO						0.0050					6.5-8.5				0.0750		0.020		0.005	
	ODWG					0.20	0.20			10	1.00	6.5-8.5			0.100		0.006		0.01		1.00
OF01(-01)	11-Oct-2017	506	0.658	9.37	958	0.0001	0.0002	0.0001	476	0.005		7.87	70.4	555	0.001	0.0010	0.00001	0.00001	0.0188	0.0192	0.050
OF01(-01)	26-Sep-2018	476	0.022	9.43	1060	0.0002	0.0002	0.0001	11.6	0.015	0.002	7.94	72.1	666	0.0018	0.0012	0.00064	0.00078	0.0107	0.0099	0.004
OF01-01	3-Oct-2019	473	0.496	8.18	950	0.0001	0.0006	0.0001	478	0.001	0.002	7.66	62.6	552	0.0006	0.0002	0.00001	0.00002	0.0186	0.0182	0.051
OF01-01	3-Nov-2020	491	0.474	10.2	962	0.0003	0.0002	0.0001	457	0.014	0.001	8.03	79.3	572	0.0008	0.0014	0.000005	0.000005	0.0186	0.0189	0.051
OF01-01	15-Oct-2020	482	0.442	12.1	866	0.002	0.002	0.002	429	0.09	0.002	8.07	45.1	524	0.039	0.023	0.0001	0.0001	0.0127	0.023	0.101
OF01-01	Average	486	0.418	9.86	959	0.0005	0.0006	0.0005	370	0.025	0.002	7.91	65.9	574	0.0086	0.0054	0.00015	0.00018	0.0159	0.0178	0.051
OF02	11-Oct-2017	526	0.674	3.77	905	0.0001	0.0002	0.0001	474	0.005		8.10	35.7	525	0.001	0.0015	0.00001	0.00002	0.00490	0.0052	0.071
OF02	25-Sep-2018	481	0.762	4.27	909	0.0002	0.0002	0.0001	450	0.020	0.004	7.62	39.3	524	0.0006	0.0008	0.000005	0.00006	0.0076	0.0072	0.067
OF02	4-Oct-2019	537	0.090	3.65	917	0.0001	0.0006	0.0001	498	0.024	0.009	8.05	18.1	498	0.001	0.005	0.00013	0.00012	0.0011	0.0018	0.074
OF02	28-Oct-2020	490	0.728	4.66	894	0.0003	0.0002	0.0001	444	0.016	0.001	8.01	40.4	542	0.0002	0.0034	0.000005	0.00002	0.0073	0.0077	0.068
OF02	26-Oct-2021	517	0.372	4.91	908	0.0004	0.0002	0.0001	441	0.002	0.001	7.92	34.1	504	0.0002	0.0012	0.00003	0.00005	0.0008	0.0051	0.067
OF02	15-Oct-2022	519	0.566	4.73	873	0.002	0.002	0.002	512	0.028	0.001	8.14	34.5	514	0.0166	0.0182	0.0001	0.0001	0.00454	0.00483	0.0851
OF02	Average	512	0.532	4.33	901	0.0005	0.0006	0.0004	470	0.016	0.003	7.97	33.7	518	0.0033	0.0050	0.00005	0.00006	0.0044	0.0053	0.072
OF03	11-Oct-2017	460	0.256	7.67	796	0.0002	0.0002	0.0001	424	0.005		7.85	17.3	455	0.001	0.0020	0.00005	0.00006	0.00190	0.0024	0.077
OF03	27-Sep-2018	318	0.086	18.9	615	0.0003	0.0002	0.0001	320	0.045	0.003	7.78	6.12	346	0.0014	0.0362	0.0002	0.00026	0.0007	0.0014	0.054
OF03	3-Oct-2019	464	0.06	7.63	832	0.0001	0.0006	0.0002	445	0.049	0.001	7.43	14.3	470	0.002	0.0074	0.00011	0.0001	0.0009	0.0019	0.075
OF03	29-Oct-2020	480	0.056	11.3	860	0.0003	0.0002	0.0001	447	0.082	0.0002	7.99	18.1	506	0.0004	0.001	0.00003	0.00003	0.0009	0.0022	0.071
OF03	26-Oct-2021	469	0.094	11	835	0.0003	0.0004	0.0001	409	0.042	0.001	7.59	16.7	458	0.0002	0.0052	0.00011	0.0001	0.0006	0.0016	0.075
OF03	15-Oct-2022	479	0.038	12.4	849	0.002	0.002	0.002	432	0.036	0.001	7.58	12.6	492	0.0012	0.0024	9.00E-05	9.50E-05	0.0008	0.00134	0.0868
OF03	Average	445	0.098	11.48	798	0.0005	0.0006	0.0004	413	0.043	0.005	7.70	14.2	455	0.0010	0.0090	0.00010	0.00011	0.0010	0.0018	0.073
OF04	11-Oct-2017	541	0.054	103	1270	0.0001	0.0002	0.0001	612	0.760		7.42	36.6	825	0.001	0.0015	0.00043	0.00049	0.00070	0.0009	0.116
OF04	26-Sep-2018	521	0.234	107	1310	0.0001	0.0002	0.0001	617	0.65	0.004	7.80	37.7	754	0.0014	0.0002	0.00038	0.00042	0.0007	0.0007	0.12
OF04	3-Oct-2019	515	0.06	55.9	1100	0.0004	0.001	0.0009	530	0.515	0.003	7.46	19.9	602	0.001	0.001	0.00072	0.0007	0.001	0.0024	0.086
OF04	28-Oct-2020	549	0.096	101	1260	0.0004	0.0002	0.0001	594	0.774	0.001	7.91	29.2	748	0.001	0.0034	0.00042	0.00041	0.0007	0.00098	0.11
OF04	26-Oct-2021	557	0.05	71.9	1160	0.0002	0.0002	0.0001	548	1.320	0.002	7.67	24.2	648	0.0004	0.0002	0.00031	0.00035	0.0007	0.0006	0.099
OF04	15-Oct-2022	519	0.078	139	1310	0.002	0.002	0.002	708	1.48	0.001	8.07	54.5	814	0.0379	0.0309	0.00031	0.00031	0.00074	0.00066	0.134
OF04	Average	534	0.095	96.30	1235	0.0005	0.0006	0.0006	602	0.917	0.002	7.72	33.7	732	0.0071	0.0062	0.00043	0.00045	0.0008	0.0010	0.111
OF05	12-Oct-2017	498	0.086	5.74	865	0.0002	0.0002	0.0001	484	0.005		7.65	23.4	490	0.0030	0.0010	0.00001	0.00003	0.00190	0.0019	0.096
OF05	27-Sep-2018	466	0.098	3.62	883	0.0003	0.0002	0.0001	479	0.015	0.003	7.70	22.9	492	0.0008	0.0012	0.00002	0.00006	0.0027	0.0023	0.092
OF05	3-Oct-2019	484	0.064	4.03	862	0.0006	0.001	0.0005	467	0.001	0.004	7.38	21.7	474	0.0002	0.0032	0.00009	0.00002	0.001	0.002	0.087
OF05	28-Oct-2020	488	0.082	4.21	860	0.0002	0.0002	0.0001	449	0.013	0.000	7.93	24	498	0.0002	0.0016	0.00005	0.00003	0.0019	0.0022	0.093
OF05	15-Oct-2022	450	0.064	10.2	793	0.002	0.002	0.002	460	0.092	0.02	8.11	26	478	0.0211	0.0405	0.0001	0.0001	0.00208	0.00208	0.0897
OF05	Average	477	0.079	5.56	853	0.0007	0.0007	0.0006	468	0.025	0.007	7.75	23.6	486	0.0051	0.0095	0.00005	0.00005	0.0019	0.0021	0.092
OF06	12-Oct-2017	598	0.116	3.47	977	0.0001	0.0002	0.0001	549	0.155		7.33	19.0	565	0.0020	0.0020	0.00007	0.0001	0.00098	0.0009	0.085
OF06	2018																				
OF06	3-Oct-2019	383	0.012	84.1	1000	0.0001	0.0002	0.0001	1.48	1.810	0.009	7.39	9.0	604	0.0060	0.0096	0.00019	0.0002	0.0007	0.0007	0.0006
OF06	28-Oct-2020	590	0.048	13.7	1100	0.0001	0.0002	0.0001	3.26	0.079	0.004	8.04	15.9	694	0.0010	0.0076	0.00004	0.00008	0.0007	0.0008	0.0007
OF06	26-Oct-2021	503	0.004	75.6	1120	0.0002	0.0002	0.0001	1.37	0.176	0.001	7.7	13.4	648	0.0044	0.0182	0.00006	0.00007	0.0006	0.0006	0.0005
OF06	15-Oct-2022	558	0.008	39.4	1090	0.002	0.002	0.002	1.82	0.032	0.05	8.2	13.5	676	0.0238	0.0291	0.0001	0.0001	0.00087	0.00074	0.0032
OF06	Average	526	0.038	43.3	1057	0.0005	0.0006	0.0005	111.4	0.450	0.016	7.7	14.2	637	0.0074	0.0133	0.00009	0.0001	0.0008	0.0007	0.0180
OF07	12-Oct-2017	552	0.332	8.74	1040	0.0001	0.0002	0.0001	549	0.005		7.32	77.0	630	0.001	0.0010	0.00001	0.00002	0.00060	0.0005	0.022
OF07	19-Oct-2018	523	0.282	8.36	1060	0.0001	0.0002	0.0002	594	0.01	0.008	7.36	76.7	600	0.0006	0.0016	0.000005	0.00002	0.0005	0.0005	0.024
OF07	2-Oct-2019	533	0.036	8.73	1110	0.0006	0.001	0.001	528	0.001	0.002	7.59	72.3	682	0.0080	0.017	0.00002	0.00002	0.0004	0.0005	0.00038
OF07	29-Oct-2020	514	0.2	9.27	992	0.0001	0.0006	0.0002	540	0.019	0.002	8.01	77.3	618	0.0004	0.0022	0.00001	0.00001	0.0005	0.0007	0.02
OF07	26-Oct-2021	548	0.282	9.05	1030	0.0001	0.0002	0.0001	427	0.038	0.001	7.87	78.5	554	0.0002	0.003	0.000005	0.00002	0.0005	0.0006	0.012
OF07	15-Oct-2022	548	0.222	9.15	998	0.002	0.002	0.002	551	0.002	0.05	8.01	70.9	582	0.0258	0.0174	0.0001	0.0001	0.00036	0.00035	0.0185
OF07	Average	536	0.226	8.88	1038	0.0005	0.001	0.001	532	0.013	0.013	7.69	75.5	611	0.006	0.007	0.000025	0.000032	0.0005	0.001	0.016

Table 2a: Off Site Groundwater Water Chemistry Sample Results Summary by Well (OF01 to OF07)

Client Sample ID	Date Sampled	Beryllium (Be)-Dissolved	Beryllium (Be)-Total	Bismuth (Bi)-Dissolved	Bismuth (Bi)-Total	Boron (B)-Dissolved	Boron (B)-Total	Cadmium (Cd)-Dissolved	Cadmium (Cd)-Total	Calcium (Ca)-Dissolved	Calcium (Ca)-Total	Cesium (Cs)-Dissolved	Cesium (Cs)-Total	Chromium (Cr)-Dissolved	Chromium (Cr)-Total	Cobalt (Co)-Dissolved	Cobalt (Co)-Total	Copper (Cu)-Dissolved	Copper (Cu)-Total	Iron (Fe)-Dissolved	Iron (Fe)-Total
Unit		mg/L	mg/L	mg/L	mg/L	mg/L	mg/L	mg/L	mg/L	mg/L	mg/L	mg/L	mg/L	mg/L	mg/L	mg/L	mg/L	mg/L	mg/L	mg/L	mg/L
	PWQO		0.0011				0.20		0.0001					0.0010		0.0009		0.0050			0.30
	ODWG					5.00		0.0050						0.050				1.00			
OF01(01)	11-Oct-2017	0.00001	0.00001	0.00002	0.00002	0.171	0.202	0.000005	0.000005	113	111			0.0001	0.0001	0.00007	0.00007	0.0001	0.0001	1.54	1.79
OF01(01)	26-Sep-2018	0.000002	0.000001	0.000002	0.000004	0.213	0.187	0.000103	0.000122	3.88	3.92	0.000002	0.000002	0.0001	0.00008	0.00002	0.00002	0.0289	0.0441	0.047	0.065
OF01-01	3-Oct-2019	0.000002	0.000001	0.000002	0.000002	0.142	0.165	5E-07	0.000001	113	111	0.000018	0.000015	0.00002	0.00002	0.00007	0.00007	0.0003	0.00002	1.62	1.64
OF01-01	3-Nov-2020	0.000002	1E-07	0.000002	0.000001	0.166	0.17	0.000002	0.000001	107	110	0.000021	0.00002	0.00003	0.0001	0.00006	0.00007	0.00006	0.00002	1.57	1.64
OF01-01	15-Oct-2020	0.0001	0.0001	5.00E-05	5.00E-05	0.138	0.138	5.00E-06	5.00E-06	100	108	1.70E-05	1.80E-05	0.0001	0.0001	0.0001	0.0001	0.00123	0.00239	2.57	3.07
OF01-01	Average	0.000023	0.000022	0.000015	0.000017	0.166	0.172	0.000023	0.000027	87	89	0.000015	0.000014	0.00007	0.00012	0.00006	0.00007	0.0062	0.0093	1.47	1.64
OF02	11-Oct-2017	0.00001	0.00001	0.00002	0.00002	0.192	0.210	0.000005	0.000005	98.9	97.3			0.0003	0.0006	0.00004	0.00004	0.0001	0.0035	2.81	3.35
OF02	25-Sep-2018	0.000002	0.000002	0.000002	0.00003	0.174	0.159	5E-07	0.000002	101	101	0.000004	0.000007	0.00002	0.00006	0.00003	0.00003	0.00002	0.0047	4.27	4.37
OF02	4-Oct-2019	0.000002	0.000001	0.000002	0.000002	0.113	0.127	0.000004	0.000004	92.3	91.4	0.000009	0.00001	0.00006	0.0001	0.00011	0.00012	0.005	0.01	0.303	1.17
OF02	28-Oct-2020	0.000002	1E-07	0.000002	0.00001	0.173	0.162	0.000002	0.000004	97.8	101.0	0.000006	0.000006	0.00004	0.0001	0.00004	0.00005	0.0004	0.0086	3.7	4
OF02	26-Oct-2021	0.000002	0.000012	0.000002	0.00001	0.136	0.145	5E-07	0.000004	91.1	94.2	0.000005	0.000007	0.00001	0.00004	0.00006	0.00007	0.007	0.0167	0.002	3.83
OF02	15-Oct-2022	0.0001	0.0001	5.00E-05	5.00E-05	0.157	0.144	5.00E-06	5.00E-06	109	99.1	1.00E-05	1.00E-05	0.0001	0.0001	0.0001	0.0001	0.00596	0.00658	4.68	5.15
OF02	Average	0.000020	0.000021	0.000013	0.000020	0.158	0.158	0.000003	0.000004	98.35	97.33	0.000007	0.000008	0.0001	0.0002	0.00006	0.00007	0.003	0.0083	2.63	3.65
OF03	11-Oct-2017	0.00001	0.00001	0.00002	0.00002	0.049	0.047	0.000005	0.000005	102	102			0.0001	0.0001	0.00024	0.00024	0.0063	0.0212	2.04	2.72
OF03	27-Sep-2018	0.000002	0.000001	0.000002	0.000002	0.033	0.030	0.000002	0.000007	75.2	74.7	0.000002	0.000005	0.0001	0.0002	0.00009	0.00014	0.0191	0.0565	0.363	0.93
OF03	3-Oct-2019	0.000002	0.000001	0.000002	0.000002	0.034	0.038	0.000004	0.000001	107	105	0.000005	0.000007	0.00006	0.0002	0.00011	0.00012	0.037	0.0426	0.459	1.06
OF03	29-Oct-2020	0.000002	1E-07	0.000002	0.00001	0.042	0.041	5E-07	0.000001	106	108	0.000006	0.000006	0.00003	0.0001	0.00018	0.00021	0.0007	0.0034	1.37	1.26
OF03	26-Oct-2021	0.000002	4.9E-06	0.000002	0.00001	0.034	0.034	5E-07	0.000004	101	103	0.000007	0.0000095	0.00001	0.00006	0.00014	0.00020	0.0106	0.0136	0.004	0.733
OF03	15-Oct-2022	0.0001	0.0001	5.00E-05	5.00E-05	0.04	0.044	3.20E-06	1.60E-06	103	102	5.80E-06	5.80E-06	0.0005	6.00E-05	0.000568	0.000818	0.0167	0.0188	0.159	0.55
OF03	Average	0.000020	0.000020	0.000013	0.000016	0.039	0.039	0.000003	0.000003	99.03	99.12	0.000005	0.000007	0.0001	0.0002	0.00022	0.00029	0.015	0.0260	0.73	1.21
OF04	11-Oct-2017	0.00001	0.00001	0.00002	0.00002	0.167	0.197	0.000005	0.000010	131	136			0.0001	0.0002	0.00036	0.00044	0.0257	0.0297	0.020	0.080
OF04	26-Sep-2018	0.000002	0.000001	0.000006	0.000002	0.162	0.151	0.000006	0.000008	129	133	0.000156	0.000166	0.0001	0.0002	0.00033	0.00037	0.0446	0.0448	0.024	0.037
OF04	3-Oct-2019	0.000002	0.000001	0.000004	0.000002	0.12	0.14	0.000006	0.000011	112	116	0.000157	0.000155	0.0001	0.0002	0.00014	0.00035	0.0325	0.0453	0.005	0.304
OF04	28-Oct-2020	0.000002	1E-07	0.000002	0.00001	0.139	0.141	0.000004	0.000008	124	127	0.00022	0.000223	0.00004	0.0001	0.00025	0.00028	0.0273	0.0314	0.04	0.121
OF04	26-Oct-2021	0.000002	6.9E-06	0.000002	0.00001	0.097	0.112	0.000001	0.000006	116	124	0.000141	0.000016	0.00001	0.00004	0.00022	0.00027	0.0123	0.0141	0.001	0.021
OF04	15-Oct-2022	0.0001	0.0001	5.00E-05	5.00E-05	0.136	0.118	7.90E-06	5.00E-06	150	134	0.000189	0.00019	0.0001	0.0001	0.0003	0.0003	0.0167	0.0162	0.02	0.023
OF04	Average	0.000020	0.000020	0.000014	0.000016	0.137	0.143	0.000005	0.000008	#####	128.33	0.000173	0.000179	0.0001	0.0001	0.00027	0.00034	0.027	0.0303	0.02	0.10
OF05	12-Oct-2017	0.00001	0.00001	0.00002	0.00002	0.046	0.056	0.000005	0.000005	111	108			0.0001	0.0002	0.00047	0.00049	0.0003	0.0024	0.680	0.72
OF05	27-Sep-2018	0.000002	0.000001	0.000002	0.000002	0.049	0.043	0.000005	0.000008	107	109	0.000019	0.00002	0.0001	0.0003	0.00049	0.00052	0.0117	0.0613	0.785	0.743
OF05	3-Oct-2019	0.000002	0.000001	0.000006	0.000002	0.036	0.044	0.000003	0.000005	109	104	0.000021	0.000017	0.00004	0.00006	0.00043	0.00047	0.0057	0.0154	0.166	0.723
OF05	28-Oct-2020	0.000002	1E-07	0.000006	0.00001	0.043	0.043	0.000005	0.000006	102	104	0.000023	0.000023	0.00004	0.0001	0.00047	0.0005	0.0046	0.0082	0.731	0.833
OF05	15-Oct-2022	0.0001	0.0001	5.00E-05	5.00E-05	0.041	0.038	1.00E-05	5.30E-06	105	97.3	1.90E-05	2.50E-05	0.00013	0.00024	0.00045	0.00041	0.00212	0.00325	0.669	0.738
OF05	Average	0.000023	0.000022	0.000017	0.000020	0.043	0.045	0.000006	0.000006	#####	104.46	0.000021	0.000021	0.0001	0.0002	0.00046	0.00048	0.005	0.0181	0.61	0.75
OF06	12-Oct-2017	0.00001	0.00001	0.00002	0.00002	0.055	0.069	0.000010	0.000010	114	117			0.0001	0.0001	0.00003	0.00003	0.350	0.364	0.010	0.010
OF06	2018																				
OF06	3-Oct-2019	0.000002	0.000001	0.000008	0.00005	0.032	0.037	0.000003	0.000005	0.44	0.43	0.000003	0.000003	0.0001	0.0002	0.00008	0.00008	0.309	0.354	0.019	0.040
OF06	28-Oct-2020	0.000002	1E-07	0.000002	0.00002	0.056	0.046	0.000003	0.000005	0.85	0.84	0.000006	0.000007	0.00007	0.0002	0.00004	0.00005	0.131	0.152	0.011	0.076
OF06	26-Oct-2021	0.000002	1.9E-06	0.000002	0.00001	0.044	0.048	0.000001	0.000002	0.35	0.38	0.000008	0.000008	0.00003	0.0001	0.00005	0.00006	0.279	0.294	0.011	0.061
OF06	15-Oct-2022	0.0001	0.0001	5.00E-05	5.00E-05	0.051	0.055	5.00E-06	5.00E-06	0.461	0.393	1.00E-05	1.00E-05	0.0001	0.0001	0.0001	0.0001	0.0749	0.0782	0.012	0.038
OF06	Average	0.000023	0.000023	0.00002	0.00003	0.048	0.051	0.000004	0.000005	23.22	23.81	0.000007	0.000007	0.00008	0.0001	0.00006	0.00006	0.229	0.248	0.013	0.045
OF07	12-Oct-2017	0.00001	0.00001	0.00002	0.00002	0.072	0.080	0.000035	0.000035	124	128			0.0001	0.0001	0.00199	0.00206	0.0010	0.0039	0.350	0.41
OF07	19-Oct-2018	0.000002	0.000001	0.000002	0.000002	0.085	0.079	0.000045	0.000046	131	133	0.000056	0.000057	0.00002	0.0001	0.00219	0.00232	0.0035	0.0037	0.393	0.43
OF07	2-Oct-2019	0.000002	0.000001	0.000002	0.000002	0.066	0.075	5E-07	0.000003	1.66	1.66	0.00001	0.0000095	0.00006	0.00006	0.00004	0.00007	0.0044	0.0162		

Table 2a: Off Site Groundwater Water Chemistry Sample Results Summary by Well (OF01 to OF07)

Client Sample ID	Date Sampled	Lead (Pb)-Dissolved	Lead (Pb)-Total	Lithium (Li)-Dissolved	Lithium (Li)-Total	Magnesium (Mg)-Dissolved	Magnesium (Mg)-Total	Manganese (Mn)-Dissolved	Manganese (Mn)-Total	Mercury (Hg)-Dissolved	Mercury (Hg)-Total	Molybdenum (Mo)-Dissolved	Molybdenum (Mo)-Total	Nickel (Ni)-Dissolved	Nickel (Ni)-Total	Phosphorus (P)-Dissolved	Phosphorus (P)-Total	Potassium (K)-Dissolved	Potassium (K)-Total	Rubidium (Rb)-Dissolved	Rubidium (Rb)-Total	Selenium (Se)-Dissolved	Selenium (Se)-Total
Unit		mg/L	mg/L	mg/L	mg/L	mg/L	mg/L	mg/L	mg/L	mg/L	mg/L	mg/L	mg/L	mg/L	mg/L	mg/L	mg/L	mg/L	mg/L	mg/L	mg/L	mg/L	mg/L
	PWQO		0.0010								0.00020		0.040		0.025		0.03						0.10
	ODWG	0.010								0.0010												0.050	
OF01-01	11-Oct-2017	0.00001	0.00001	0.051	0.059	47.2	46.9	0.337	0.357	0.000002	0.000002	0.0029	0.0032	0.0002	0.0003		0.0083	5.26	5.25			0.0002	0.0002
OF01-01	26-Sep-2018	0.0314	0.0365	0.015	0.015	0.5	0.4	0.0116	0.0115	0.000001	0.000001	0.0031	0.0028	0.0005	0.0005		0.139	1.73	1.67	0.00051	0.00048	0.000025	0.00004
OF01-01	3-Oct-2019	0.000005	0.000005	0.053	0.05	47.3	47	0.341	0.324	0.000005	0.000005	0.0028	0.0031	0.0002	0.0002	0.004	0.005	5.49	5.31	0.00145	0.0015	0.00007	0.000015
OF01-01	3-Nov-2020	0.00001	0.00001	0.05	0.053	46.2	48.7	0.335	0.347	0.000005	0.000005	0.0033	0.0034	0.0003	0.0002	0.005	0.02	5.51	5.63	0.00146	0.00146	0.000015	0.00003
OF01-01	15-Oct-2020	5.00E-05	5.00E-05	0.0432	0.0447	43.5	42.7	0.352	0.349	5.00E-06	5.00E-06	0.00276	0.00278	0.0005	0.0005	0.05	0.05	5.28	5.23	0.00113	0.0013	5.00E-05	5.00E-05
OF01-01	Average	0.00630	0.0073	0.042	0.044	36.9	37.1	0.275	0.278	0.000004	0.000004	0.0030	0.0031	0.0003	0.0003	0.0197	0.044	4.65	4.62	0.00114	0.00119	0.00007	0.00007
OF02	11-Oct-2017	0.00001	0.00001	0.051	0.053	55.1	51.4	0.193	0.192	0.000002	0.000002	0.0023	0.0023	0.0004	0.0004		0.03	5.52	5.28			0.0002	0.0002
OF02	25-Sep-2018	0.000005	0.000020	0.036	0.041	48.2	47.2	0.231	0.224	0.000001	0.000001	0.0018	0.0017	0.0002	0.0002		0.0645	6.05	5.7	0.00113	0.00111	0.00003	0.00006
OF02	4-Oct-2019	0.000005	0.000105	0.049	0.048	64.9	62.9	0.0892	0.0842	0.000005	0.000005	0.0024	0.0027	0.0014	0.0015	0.002	0.01	4.64	4.33	0.00288	0.00268	0.000385	0.00031
OF02	28-Oct-2020	0.00001	0.00011	0.038	0.041	48.6	49.5	0.219	0.223	0.000005	0.000005	0.0019	0.002	0.0002	0.0003	0.035	0.06	5.86	6.28	0.00133	0.00136	0.000005	0.000025
OF02	26-Oct-2021	0.00001	0.00048	0.052	0.047	51.8	55.5	0.164	0.16	0.000005	0.000005	0.0020	0.002	0.0013	0.0013	0.005	0.045	4.83	4.74	0.00148	0.00141	0.00012	0.000155
OF02	15-Oct-2022	5.00E-05	0.000244	0.049	0.0449	58.3	51.6	0.183	0.179	5.00E-06	5.00E-06	0.00205	0.00207	0.0005	0.0005	0.05	0.05	5.46	5.29	0.0025	0.00262	8.20E-05	5.70E-05
OF02	Average	0.00002	0.00019	0.046	0.046	54.5	53.0	0.180	0.177	0.000004	0.000004	0.0021	0.0021	0.0007	0.0007	0.023	0.043	5.39	5.27	0.00186	0.00184	0.00014	0.00013
OF03	11-Oct-2017	0.00001	0.00006	0.025	0.024	40.9	39.2	0.349	0.350	0.000002	0.000002	0.0022	0.0024	0.0008	0.0008		0.0081	3.15	3.18			0.0002	0.0002
OF03	27-Sep-2018	0.00001	0.00010	0.017	0.016	32.0	31.4	0.0583	0.0639	0.000001	0.000002	0.0038	0.0035	0.0016	0.0019		0.009	1.57	1.54	0.00057	0.0006	0.0003	0.0003
OF03	3-Oct-2019	0.000005	0.00003	0.026	0.025	43.1	42.2	0.105	0.102	0.000005	0.000005	0.002	0.0021	0.0012	0.001	0.002	0.005	3.06	2.89	0.00099	0.00103	0.000135	0.00012
OF03	29-Oct-2020	0.00001	0.00002	0.026	0.028	44.3	45.6	0.231	0.238	0.000005	0.000005	0.0025	0.0026	0.0008	0.0008	0.005	0.01	3.25	3.38	0.0011	0.00119	0.00023	0.00029
OF03	26-Oct-2021	0.00001	0.00002	0.025	0.023	37.9	41	0.122	0.146	0.000005	0.000005	0.0027	0.0026	0.0012	0.0015	0.005	0.02	2.48	2.64	0.00092	0.00098	0.000295	0.00022
OF03	15-Oct-2022	4.00E-05	0.00016	0.0264	0.0278	42.5	42.7	0.12	0.124	5.00E-06	5.00E-06	0.00197	0.00194	0.00144	0.00154	0.05	0.01	2.66	2.28	0.00094	0.000926	9.20E-05	9.00E-05
OF03	Average	0.00001	0.00007	0.024	0.024	40.1	40.4	0.164	0.171	0.000004	0.000004	0.0025	0.0025	0.0012	0.0013	0.016	0.010	2.70	2.65	0.00090	0.00095	0.00021	0.00020
OF04	11-Oct-2017	0.0002	0.0004	0.013	0.016	69.3	69.4	0.0451	0.0619	0.000002	0.000002	0.0034	0.0039	0.0052	0.0058		0.0018	3.33	3.40			0.0018	0.0016
OF04	26-Sep-2018	0.00096	0.0011	0.013	0.015	71.7	71.1	0.046	0.0477	0.000001	0.000001	0.0035	0.0035	0.0055	0.0059		0.0030	3.53	3.44	0.00121	0.00115	0.0018	0.0017
OF04	3-Oct-2019	0.000175	0.00079	0.013	0.013	60.6	60.5	0.0288	0.0693	0.000005	0.000005	0.0028	0.0027	0.0046	0.0059	0.002	0.005	2.82	2.6	0.00122	0.00115	0.00244	0.00197
OF04	28-Oct-2020	0.00016	0.00077	0.014	0.015	69	69.8	0.0586	0.0664	0.000005	0.000005	0.003	0.0031	0.0039	0.0043	0.005	0.015	3.29	3.28	0.00128	0.0014	0.00163	0.00151
OF04	26-Oct-2021	0.00001	0.00015	0.017	0.015	62.7	66.6	0.0417	0.0498	0.000005	0.000005	0.0026	0.0029	0.0047	0.0047	0.005	0.005	2.82	3	0.00116	0.00114	0.00308	0.00241
OF04	15-Oct-2022	0.000134	0.000141	0.0171	0.0163	80.9	70.3	0.0606	0.0571	5.00E-06	5.00E-06	0.00274	0.00286	0.00453	0.00435	0.05	0.05	3.51	3.31	0.00142	0.00131	0.00197	0.00161
OF04	Average	0.00027	0.00056	0.015	0.015	69.0	68.0	0.047	0.059	0.000004	0.000004	0.0030	0.0032	0.0047	0.0052	0.016	0.013	3.22	3.17	0.00126	0.00123	0.00212	0.00180
OF05	12-Oct-2017	0.00001	0.00003	0.030	0.032	50.0	49.3	0.226	0.235	0.000002	0.000002	0.0029	0.0033	0.0010	0.0011		0.0085	4.52	4.66			0.0002	0.0002
OF05	27-Sep-2018	0.0002	0.0027	0.029	0.031	51.3	48.7	0.22	0.217	0.000001	0.000001	0.0034	0.0032	0.0012	0.0015		0.0035	4.48	4.28	0.00631	0.00612	0.00005	0.000045
OF05	3-Oct-2019	0.000005	0.00039	0.032	0.029	47.4	47.5	0.198	0.194	0.000005	0.000005	0.0034	0.0032	0.00096	0.0011	0.002	0.005	4.32	4.26	0.00642	0.00631	0.00008	0.00007
OF05	28-Oct-2020	0.00002	0.00010	0.029	0.032	47.2	49.9	0.196	0.2	0.000005	0.000005	0.0035	0.0037	0.00096	0.0011	0.005	0.01	4.45	4.69	0.0064	0.00666	0.00005	0.00008
OF05	15-Oct-2022	5.00E-05	8.70E-05	0.0299	0.0287	48.2	43.4	0.182	0.175	5.00E-06	5.00E-06	0.00369	0.00388	0.00135	0.00133	0.05	0.05	4.45	4.39	0.00621	0.00636	5.70E-05	6.40E-05
OF05	Average	0.00006	0.00066	0.030	0.031	48.8	47.8	0.204	0.204	0.000004	0.000004	0.0034	0.0035	0.0011	0.0012	0.019	0.015	4.44	4.46	0.00634	0.00636	0.00009	0.00009
OF06	12-Oct-2017	0.0017	0.00180	0.043	0.045	64.6	64.7	0.0084	0.0087	0.000004	0.000006	0.0047	0.0052	0.0032	0.0033		0.0458	4.70	4.88			0.0002	0.0002
OF06	2018																						
OF06	3-Oct-2019	0.00316	0.00484	0.0006	0.001	0.094	0.084	0.0004	0.0008	0.000005	0.000005	0.0041	0.0042	0.0045	0.0037	0.036	0.025	0.63	0.59	0.00078	0.00071	0.0011	0.00106
OF06	28-Oct-2020	0.00112	0.00306	0.001	0.002	0.274	0.268	0.0011	0.0022	0.000005	0.000005	0.0042	0.0045	0.0205	0.0213	0.02	0.0450	3.69	3.83	0.00128	0.00124	0.00022	0.00023
OF06	26-Oct-2021	0.00138	0.00249	0.002	0.002	0.117	0.124	0.0005	0.0012	0.000005	0.000005	0.0038	0.0039	0.0010	0.0010	0.03	0.0300	0.99	0.99	0.00097	0.00097	0.000495	0.00044
OF06	15-Oct-2022	0.000681	0.00128	0.0014	0.0014	0.163	0.133	0.00067	0.00108	5.00E-06	5.00E-06	0.00501	0.00524	0.00084	0.00144	0.05	0.06	1.67	1.6	0.00118	0.00107	0.000224	0.00022
OF06	Average	0.00161	0.00269	0.010	0.010	13.05	13.06	0.0022	0.0028	0.000005	0.000005	0.0044	0.0046	0.0060	0.0061	0.03	0.0412	2.34	2.38	0.00105	0.00100	0.00045	0.00043
OF07	12-Oct-2017	0.00001	0.00004	0.057	0.058	58.4	59.0	0.898	0.914	0.000002	0.000002	0.0011											

Table 2a: Off Site Groundwater Water Chemistry Sample Results Summary by Well (OF01 to OF07)

Client Sample ID	Date Sampled	Silicon (Si)-Dissolved	Silicon (Si)-Total	Silver (Ag)-Dissolved	Silver (Ag)-Total	Sodium (Na)-Dissolved	Sodium (Na)-Total	Strontium (Sr)-Dissolved	Strontium (Sr)-Total	Sulfur (S)-Dissolved	Sulfur (S)-Total	Tellurium (Te)-Dissolved	Tellurium (Te)-Total	Thallium (Tl)-Dissolved	Thallium (Tl)-Total	Thorium (Th)-Dissolved	Thorium (Th)-Total	Tin (Sn)-Dissolved	Tin (Sn)-Total	Titanium (Ti)-Dissolved	Titanium (Ti)-Total
Unit		mg/L	mg/L	mg/L	mg/L	mg/L	mg/L	mg/L	mg/L	mg/L	mg/L	mg/L	mg/L	mg/L	mg/L	mg/L	mg/L	mg/L	mg/L	mg/L	mg/L
	PWQO				0.00010									0.00030							
	ODWG																				
OF01(-01)	11-Oct-2017			0.00001	0.00001	29.5	28.6	0.972	1.05			0.00003	0.0001	0.000002	0.000002			0.00002	0.00002	0.00005	0.0001
OF01(-01)	26-Sep-2018	10.3	10.3	5E-07	0.000007	252	260	0.0162	0.0144	23.3	25.3	0.000005	0.00002	1E-07	2E-07	0.000002	0.000002	0.0054	0.0038	0.00002	0.00006
OF01-01	3-Oct-2019	10.5	10.4	5E-07	0.000001	31.3	30.7	1.01	1	24	23.3	0.000045	0.0001	1E-07	2E-07	0.000002	0.000001	0.000005	0.00001	0.00002	0.00002
OF01-01	3-Nov-2020	10.8	11.5	0.00001	0.000007	29.9	31.8	1.03	1.06	23.6	24	0.00002	0.00006	0.000002	0.000005	0.00001	0.00001	0.000005	0.00002	0.00002	0.0002
OF01-01	15-Oct-2020	11.3	11.3	1.00E-05	1.00E-05	27.4	27.5	0.958	0.956	13.9	14.3	0.0002	0.0002	1.00E-05	1.00E-05	0.0001	0.0001	0.0001	0.0001	0.0003	0.0003
OF01-01	Average	10.73	10.88	0.000006	0.000007	74.0	75.7	0.797	0.816	21.2	21.7	0.00006	0.00010	#####	#####	0.000029	0.000028	0.00111	0.00079	0.00008	0.00014
OF02	11-Oct-2017			0.00001	0.00001	30.9	26.6	0.713	0.701			0.00002	0.00007	0.000002	0.000002			0.00002	0.00002	0.00005	0.0001
OF02	25-Sep-2018	10.7	10.6	5E-07	0.000003	30.5	31.9	0.821	0.752	12.4	13.7	0.00004	0.00008	1E-07	0.00003	0.000002	0.00002	0.000005	0.00009	0.00002	0.00008
OF02	4-Oct-2019	9.91	9.82	0.000001	0.000001	20.3	19.8	0.543	0.536	7.1	6.9	0.000005	0.00002	1E-07	2E-07	0.000002	0.000001	0.000005	0.0022	0.00002	0.0002
OF02	28-Oct-2020	10.4	11.7	0.000003	0.000002	30.5	32	0.791	0.797	13	14.4	0.00001	0.00004	0.000002	0.000005	0.00001	0.00001	0.000005	0.00005	0.00002	0.0002
OF02	26-Oct-2021	10.7	11.1	5E-07	0.000005	24.1	24	0.643	0.662	12.2	13	0.00002	0.00006	0.000002	0.000005	0.00001	0.00001	0.000005	0.0004	0.00006	0.0001
OF02	15-Oct-2022	10.5	10.3	1.00E-05	1.00E-05	31.3	28.3	0.729	0.698	12.9	11.8	0.0002	0.0002	1.00E-05	1.00E-05	0.0001	0.0001	0.0001	0.00012	0.0003	0.0003
OF02	Average	10.44	10.70	0.000004	0.000005	27.9	27.1	0.707	0.691	11.5	12.0	0.000049	0.000078	0.000003	0.000009	0.00002	0.00003	0.00002	0.0005	0.00008	0.0002
OF03	11-Oct-2017			0.00001	0.00001	13.7	12.3	0.276	0.306			0.00001	0.00003	0.000002	0.000002			0.00002	0.00002	0.00005	0.0002
OF03	27-Sep-2018	8.92	8.85	5E-07	0.000001	7.74	8.25	0.233	0.22	2.1	2.1	0.000005	0.00006	2E-07	1.4E-06	0.000002	0.00001	0.00002	0.0002	0.0003	0.0015
OF03	3-Oct-2019	11.6	11.6	5E-07	0.000001	13.4	13.2	0.307	0.308	5.5	5.5	0.00002	0.00001	1E-07	2E-07	0.000002	0.000001	0.00001	0.00001	0.00002	0.0003
OF03	29-Oct-2020	12.1	12.9	5E-07	0.000001	13.7	14.3	0.31	0.313	5.8	6.6	0.00005	0.00002	0.000002	0.000005	0.00001	0.00001	0.00001	0.00002	0.00002	0.0002
OF03	26-Oct-2021	11.9	12.2	5E-07	0.000003	11.7	11.8	0.299	0.294	5	5.6	0.00001	0.00004	0.000002	0.000005	0.00001	0.00001	0.00001	0.00003	0.00002	0.0003
OF03	15-Oct-2022	12.3	13.2	4.20E-05	7.50E-06	13.8	13.1	0.328	0.321	4.2	4.5	3.00E-05	3.00E-05	1.00E-06	2.00E-06	0.0001	8.00E-06	0.0001	3.00E-05	0.0003	6.00E-05
OF03	Average	11.36	11.75	0.000009	0.000004	12.3	12.2	0.292	0.294	4.5	4.9	0.000021	0.000032	0.000001	0.000003	0.00002	0.00001	0.00003	0.0001	0.00012	0.0004
OF04	11-Oct-2017			0.00001	0.00001	48.3	45.9	0.934	1.05			0.00002	0.0001	0.000002	0.000002			0.00002	0.00004	0.00005	0.0001
OF04	26-Sep-2018	8.45	8.81	1.5E-06	0.000003	46.6	48.3	0.983	0.959	12.3	13.7	0.00003	0.0001	1.3E-06	1.6E-06	0.000002	0.000001	0.00008	0.00004	0.00002	0.0001
OF04	3-Oct-2019	8.6	8.61	5E-07	0.000001	37.8	37.2	0.866	0.879	8.5	8.3	0.000035	0.00005	1E-07	2E-07	0.000006	0.000001	0.000015	0.00003	0.00004	0.00002
OF04	28-Oct-2020	9	9.86	0.000005	0.00001	40.7	42.7	1.07	1.09	10.6	10.8	0.00001	0.00008	0.000002	0.000005	0.00001	0.00001	0.00006	0.0003	0.00002	0.0002
OF04	26-Oct-2021	9.75	9.95	0.000001	0.000004	30.7	31.9	0.763	0.824	9.2	10.2	0.00001	0.00006	0.000002	0.000005	0.00001	0.00001	0.000005	0.00005	0.00004	0.00003
OF04	15-Oct-2022	9.71	9.14	1.00E-05	1.00E-05	50.2	44.8	1.06	1	11.6	10.7	0.0002	0.0002	1.00E-05	1.00E-05	0.0001	0.0001	0.0001	0.0001	0.0003	0.0003
OF04	Average	9.10	9.27	0.000005	0.000006	42.4	41.8	0.946	0.967	10.4	10.7	0.000051	0.000098	0.000003	0.000004	0.00004	0.00002	0.00005	0.0001	0.00008	0.0001
OF05	12-Oct-2017			0.00001	0.00001	13.6	12.7	0.345	0.368			0.00001	0.00004	0.000002	0.000008			0.00002	0.00002	0.00005	0.0001
OF05	27-Sep-2018	9.71	9.82	5E-07	0.00002	11.4	11.5	0.364	0.341	7.5	8.5	0.000025	0.00004	4.3E-06	3.6E-06	0.000002	0.000001	0.000015	0.00099	0.00002	0.00004
OF05	3-Oct-2019	9.39	9.16	1.5E-06	0.000004	12	11.5	0.347	0.332	8.1	7.9	0.00001	0.00001	2.5E-06	2E-07	0.000008	0.000001	0.000005	0.0002	0.00002	0.00002
OF05	28-Oct-2020	9.45	10.2	0.000002	0.000003	11.1	11.5	0.334	0.344	8	8.4	0.00001	0.00004	0.00001	0.000005	0.00001	0.00001	0.000005	0.0001	0.00002	0.0001
OF05	15-Oct-2022	9.2	9.13	1.00E-05	1.00E-05	14.9	13.6	0.323	0.307	9.53	8.72	0.0002	0.0002	1.00E-05	1.00E-05	0.0001	0.0001	0.0001	0.0001	0.0003	0.00064
OF05	Average	9.44	9.58	0.000005	0.000009	12.6	12.2	0.343	0.338	8.3	8.4	0.000051	0.000066	0.000006	0.000005	0.00003	0.00003	0.00003	0.0003	0.00008	0.0002
OF06	12-Oct-2017			0.00008	0.00027	12.0	12.1	0.384	0.393			0.00002	0.00004	0.000006	0.000008			0.00002	0.00002	0.0001	0.0002
OF06	2018																				
OF06	3-Oct-2019	7.75	7.78	0.000006	0.00011	243	242	0.0011	0.0009	3.4	3.5	0.000005	0.00001	1E-07	2E-07	0.000002	0.000001	0.0002	0.0022	0.0002	0.0005
OF06	28-Oct-2020	10.3	10.8	0.00008	0.00022	263	273	0.0027	0.0026	5.6	5.8	0.00001	0.00002	0.000002	0.00001	0.00001	0.00001	0.000025	0.0009	0.00004	0.0003
OF06	26-Oct-2021	10.4	10.6	0.00003	0.00005	277	274	0.0012	0.0011	4.8	5	0.00001	0.00002	0.000002	0.000005	0.00001	0.00001	0.0005	0.0017	0.0003	0.0008
OF06	15-Oct-2022	9.9	9.63	1.90E-05	0.000169	298	272	0.00146	0.00118	6.47	6.5	0.0002	0.0002	1.00E-05	1.00E-05	0.0001	0.0001	0.0001	0.00021	0.0003	0.00035
OF06	Average	9.6	9.7	0.00004	0.00016	219	215	0.0781	0.0798	5.1	5.2	0.00005	0.00006	0.000004	0.000007	0.00003	0.00003	0.0002	0.0010	0.0002	0.0004
OF07	12-Oct-2017			0.00001	0.00001	16.5	16.7	0.687	0.719			0.00003	0.0001	0.000002	0.000002			0.00002	0.00002	0.0001	0.0001
OF07	19-Oct-2018	10.4	10.5	5E-07	0.000001	17.5	18.4	0.667	0.705	28.6	29.7	0.00003	0.00007	2E-07	0.000001	0.000002	0.000001	0.000005	0.00001	0.00002	0.0001
OF07	2-Oct-2019	9.47	9.45	5E-07	0.000001	293	290	0.0035	0.0033	25.6	25.4	0.000005	0.00001	1E-07	2E-07	0.000002	0.000001	0.0001	0.0004	0.00002	0.0002
OF07	29-Oct-2020	9.94	10.9	0.000001	0.000005	18.6	19.2	0.659	0.718	26.8	26	0.00002	0.00006	0.000002	0.000005	0.00001	0.00001	0.000005	0.0002	0.00002	0.0001
OF07	26-Oct-2021	10.5	10.8	5E-07	0.000001	68.6	67.7	0.327	0.341	27.6	29	0.00001	0.00004	0.000002	0.000005	0.00001	0.00001	0.000005	0.00003	0.00002	0.0001
OF0																					

Table 2a: Off Site Groundwater Water Chemistry Sample Results Summary by Well (OF01 to OF07)

Client Sample ID	Date Sampled	Titanium (Ti)-Total	Tungsten (W)-Dissolved	Tungsten (W)-Total	Uranium (U) Dissolved	Uranium (U)-Total	Vanadium (V)-Dissolved	Vanadium (V)-Total	Zinc (Zn)-Dissolved	Zinc (Zn)-Total	Zirconium (Zr)-Dissolved	Zirconium (Zr)-Total
Unit		mg/L	mg/L	mg/L	mg/L	mg/L	mg/L	mg/L	mg/L	mg/L	mg/L	mg/L
	PWQO					0.0050		0.0060		0.020		
	ODWG				0.020							
OF01(-01)	11-Oct-2017	0.0001	#####	0.00007	0.0019	0.0021	0.00005	0.00005	0.0005	0.0005	0.0002	0.0002
OF01(-01)	26-Sep-2018	0.00006	0.000022	0.000032	0.0021	0.002	0.0001	0.0001	0.134	0.130	0.00009	0.00006
OF01-01	3-Oct-2019	0.00002	0.000064	0.000064	0.0014	0.0019	0.00004	0.00005	0.0172	0.0004	0.0002	0.0002
OF01-01	3-Nov-2020	0.0002	0.000072	0.00007	0.002	0.0021	0.00002	0.00005	0.0036	0.0005	0.0002	0.0002
OF01-01	15-Oct-2020	0.0003	0.0001	0.0001	0.00148	0.00159	0.0005	0.0005	0.009	0.0061	0.0002	0.0002
OF01-01	Average	0.00014	0.00006	0.00007	0.0018	0.0019	0.00014	0.00015	0.0329	0.028	0.00018	0.00017
OF02	11-Oct-2017	0.0001	#####	0.000060	0.0024	0.0023	0.00005	0.0002	0.0035	0.0055	0.00006	0.00006
OF02	25-Sep-2018	0.00008	0.00007	0.000072	0.0012	0.0011	0.0001	0.0002	0.0024	0.0044	0.00006	0.00008
OF02	4-Oct-2019	0.0002	0.00002	0.000014	0.0043	0.0049	0.0003	0.0003	0.177	0.017	0.0002	0.0002
OF02	28-Oct-2020	0.0002	0.000066	0.00008	0.0016	0.0016	0.00004	0.00005	0.0032	0.0035	0.00006	0.00008
OF02	26-Oct-2021	0.0001	0.000044	0.00005	0.003	0.0032	0.00002	0.0002	0.0014	0.007	0.0001	0.0002
OF02	15-Oct-2022	0.0003	0.0001	0.0001	0.00267	0.00281	0.0005	0.0005	0.0062	0.0056	0.0002	0.0002
OF02	Average	0.0002	0.000060	0.00006	0.0025	0.0027	0.0002	0.0002	0.032	0.007	0.0001	0.0001
OF03	11-Oct-2017	0.0002	#####	0.00003	0.0025	0.0027	0.0001	0.0002	0.0220	0.02	0.00008	0.0001
OF03	27-Sep-2018	0.0015	0.000012	0.000014	0.0034	0.0036	0.0003	0.0005	0.0364	0.143	0.0002	0.0002
OF03	3-Oct-2019	0.0003	0.000018	0.000012	0.0031	0.0034	0.0015	0.0003	0.904	0.0586	0.0001	0.0002
OF03	29-Oct-2020	0.0002	0.000024	0.00002	0.0031	0.0033	0.00008	0.0002	0.0084	0.009	0.00009	0.0001
OF03	26-Oct-2021	0.0003	0.000014	0.00002	0.0037	0.0035	0.0001	0.0003	0.0152	0.017	0.0001	0.0002
OF03	15-Oct-2022	6.00E-05	1.60E-05	1.60E-05	0.00373	0.00362	0.00012	0.00022	0.0254	0.0232	0.00156	0.00329
OF03	Average	0.0004	0.000017	0.00002	0.0033	0.0034	0.0004	0.0003	0.169	0.045	0.0004	0.0007
OF04	11-Oct-2017	0.0001	#####	#####	0.0026	0.0028	0.0003	0.0004	0.0200	0.019	0.0003	0.0005
OF04	26-Sep-2018	0.0001	0.00009	0.000088	0.0024	0.0023	0.0003	0.0005	0.0314	0.03	0.0004	0.0004
OF04	3-Oct-2019	0.00002	0.000286	0.000112	0.0017	0.0019	0.0003	0.0006	0.0312	0.049	0.0005	0.0004
OF04	28-Oct-2020	0.0002	0.000114	0.00013	0.0021	0.0022	0.0002	0.0003	0.0416	0.062	0.0005	0.0006
OF04	26-Oct-2021	0.00003	0.000064	0.00008	0.0021	0.0021	0.0003	0.0004	0.0058	0.008	0.0003	0.0003
OF04	15-Oct-2022	0.0003	0.0001	0.0001	0.00203	0.00213	0.0005	0.0005	0.0123	0.0099	0.00041	0.0004
OF04	Average	0.0001	0.000124	0.00011	0.0022	0.0022	0.0003	0.0005	0.024	0.029	0.0004	0.0004
OF05	12-Oct-2017	0.0001	#####	0.00002	0.0041	0.0044	0.00005	0.00005	0.0030	0.0025	0.0002	0.0002
OF05	27-Sep-2018	0.00004	0.000016	0.000012	0.0043	0.004	0.0001	0.0003	0.0138	0.0198	0.0002	0.0002
OF05	3-Oct-2019	0.00002	0.000122	0.00001	0.004	0.004	0.00004	0.0001	0.0066	0.0066	0.0002	0.0002
OF05	28-Oct-2020	0.0001	0.000014	0.00001	0.0044	0.0046	0.00006	0.00005	0.0018	0.0020	0.0002	0.0002
OF05	15-Oct-2022	0.00064	0.0001	0.0001	0.00365	0.00381	0.0005	0.0005	0.0053	0.0056	0.0002	0.00021
OF05	Average	0.0002	0.000052	0.00003	0.0041	0.0042	0.0002	0.0002	0.006	0.007	0.0002	0.0002
OF06	12-Oct-2017	0.0002	0.00001	0.00001	0.0058	0.0060	0.0005	0.0005	0.0790	0.08	0.0002	0.0002
OF06	2018											
OF06	3-Oct-2019	0.0005	0.000008	0.000002	0.0064	0.0070	0.0013	0.0007	0.3970	0.107	0.0003	0.0002
OF06	28-Oct-2020	0.0003	0.00001	0.00002	0.0064	0.0067	0.0004	0.0007	0.0642	0.0685	0.0002	0.0002
OF06	26-Oct-2021	0.0008	0.000008	0.00001	0.0043	0.0044	0.0005	0.0005	0.0198	0.0145	0.0002	0.0002
OF06	15-Oct-2022	0.00035	0.0001	0.0001	0.00761	0.00758	0.00065	0.00055	0.0192	0.0566	0.00024	0.00025
OF06	Average	0.0004	0.00003	0.00003	0.0061	0.0063	0.001	0.0006	0.1158	0.0653	0.0002	0.0002
OF07	12-Oct-2017	0.0001	0.00001	0.00001	0.0047	0.0049	0.0001	0.0001	0.0040	0.0050	0.00004	0.00004
OF07	19-Oct-2018	0.0001	0.00001	0.00001	0.0047	0.0050	0.0001	0.0003	0.0206	0.0224	0.00003	0.000038
OF07	2-Oct-2019	0.0002	0.00001	0.00001	0.0039	0.0044	0.00008	0.0001	0.0068	0.0126	0.00004	0.00005
OF07	29-Oct-2020	0.0001	0.00001	0.00001	0.0047	0.0052	0.00002	0.0001	0.0024	0.0030	0.00002	0.00004
OF07	26-Oct-2021	0.0001	0.00001	0.00001	0.0042	0.0045	0.00002	0.0001	0.0018	0.0035	0.00003	0.00004
OF07	15-Oct-2022	0.0003	0.0001	0.0001	0.00414	0.00445	0.0005	0.0005	0.0061	0.0087	0.0002	0.0002
OF07	Average	0.0001	0.00002	0.00002	0.004	0.0047	0.00014	0.00019	0.0070	0.0092	0.00006	0.00007

Table 2b: Off Site Groundwater Water Chemistry Sample Results Summary by Well (OF08 to OF15)

Client Sample ID	Date Sampled	Alkalinity, Total (as CaCO3)	Ammonia, Total (as N)	Chloride (Cl)	Conductivity (EC)	Cyanide, Free	Cyanide, Total	Cyanide, Weak Acid Dissolved	Hardness (as CaCO3)	Nitrate (as N)	Nitrite (as N)	pH	Sulfate (SO4)	Total Dissolved Solids	Aluminum (Al)-Dissolved	Aluminum (Al)-Total	Antimony (Sb)-Dissolved	Antimony (Sb)-Total
Unit		mg/L	mg/L	mg/L	uS/cm	mg/L	mg/L	mg/L	mg/L	mg/L	mg/L	pH	mg/L	mg/L	mg/L	mg/L	mg/L	mg/L
	PWQO					0.0050						6.5-8.5				0.0750		0.020
	ODWG					0.20	0.20			10	1.00	6.5-8.5			0.100		0.006	
OF08	13-Oct-2017	429	0.076	19.9	790	0.0001	0.0002	0.0001	405	0.005		7.28	9.44	475	0.0020	0.0035	0.00004	0.00001
OF08	19-Oct-2018	425	0.12	25.5	836	0.0001	0.0002	0.0003	445	0.015	0.004	7.29	9.68	440	0.0024	0.0002	0.000005	0.00002
OF08	2-Oct-2019	421	0.09	29.7	859	0.0001	0.0002	0.0002	10.3	0.001	0.002	7.28	10.4	516	0.0024	0.0002	0.00003	0.00002
OF08	29-Oct-2020	422	0.042	46.1	883	0.0004	0.0006	0.001	425	0.708	0.001	7.96	11.0	516	0.0004	0.0008	0.00002	0.00002
OF08	26-Oct-2021	428	0.056	76.4	965	0.0003	0.0002	0.0001	448	0.010	0.001	7.58	11.6	580	0.0002	0.0002	0.000005	0.00002
OF08	15-Oct-2022	429	0.048	54.3	891	0.002	0.0002	0.002	433	0.048	0.02	7.55	12.8	512	0.005	0.0002	1.00E-05	2.00E-05
OF08	Average	426	0.072	41.98	871	0.001	0.000	0.001	361	0.131	0.006	7.49	10.8	507	0.002	0.001	0.000018	0.000018
OF09	13-Oct-2017	546	0.256	1.02	948	0.0001	0.0002	0.0001	508	0.005		7.42	33.7	555	0.0010	0.0100	0.00003	0.00003
OF09	26-Sep-2018	524	0.356	1.08	997	0.0005	0.0002	0.0001	536	0.015	0.003	7.80	36.7	554	0.0006	0.0028	0.000005	0.00002
OF09	4-Oct-2019	558	0.196	1.12	958	0.0001	0.0004	0.0001	523	0.001	0.002	8.04	30.5	536	0.0004	0.003	0.00008	0.00008
OF09	28-Oct-2020	552	0.21	1.07	953	0.0005	0.0002	0.0001	524	0.036	0.001	7.99	35.4	558	0.0004	0.0042	0.00001	0.00002
OF09	26-Oct-2021	576	0.242	1.64	988	0.0002	0.0002	0.0001	498	0.002	0.001	7.79	37.3	526	0.0002	0.0042	0.00001	0.00003
OF09	15-Oct-2022	602	0.03	1.2	1070	0.0002	0.0016	0.0021	1.22	0.008	0.05	8.39	32.8	710	0.0263	0.0201	0.0001	0.0001
OF09	Average	560	0.215	1.19	986	0.000	0.000	0.000	432	0.011	0.011	7.91	34.4	573	0.005	0.007	0.000039	0.000047
OF10	14-Oct-2017	489	0.118	38.5	947	0.0001	0.0002	0.0001	406	0.790		7.11	18.0	545	0.0010	0.0090	0.00015	0.00015
OF10	2018																	
OF10	4-Oct-2019	458	0.006	16.5	838	0.0001	0.0006	0.0001	390	0.425	0.004	7.81	7.8	468	0.0018	0.009	0.00021	0.00022
OF10	28-Oct-2020	441	0.054	42.8	924	0.0003	0.0002	0.0001	370	2.120	0.001	7.98	21.3	532	0.0014	0.0052	0.0001	0.00012
OF10	26-Oct-2021	416	0.242	15.9	769	0.0001	0.0002	0.0001	334	0.322	0.002	7.76	10.3	412	0.0014	0.01	0.00022	0.00025
OF10	15-Oct-2022	438	0.054	12.7	810	0.0004	0.0002	0.0001	376	0.89	0.02	7.83	8.85	460	0.0025	0.0078	0.00016	0.0002
OF10	Average	448	0.095	25.3	858	0.0002	0.0003	0.0001	375.2	0.909	0.007	7.7	13.2	483	0.0016	0.0082	0.00017	0.0002
OF12-1	28-Oct-2020	400	0.24	3.38	728	0.0002	0.0002	0.0001	356	0.041	0.000	8.21	23.2	436	0.0006	0.0016	0.00002	0.00003
OF12-1	27-Oct-2021	387	0.268	2.99	702	0.0001	0.0002	0.0001	322	0.002	0.001	8.06	29.3	384	0.0002	0.0006	0.000005	0.00001
OF12-1	15-Oct-2022	403	0.24	2.65	718	0.0005	0.0004	0.0002	373	0.04	0.02	8.05	20.9	412	0.001	0.0036	0.0001	0.0001
OF12-1	Average	397	0.249	3.01	716	0.0003	0.0003	0.0007	350	0.028	0.007	8.11	24.5	411	0.0006	0.0019	0.0000	0.0000
OF12-2	15-Oct-2022	32.2	0.005	0.28	58.4	0.0004	0.0004	0.0005	0.5	0.038	0.02	6.91	0.6	38	0.001	0.003	0.0001	0.0001
OF12-2	Average	32	0.005	0.28	58	0.0004	0.0004	0.0005	1	0.038	0.0200	6.91	0.6	38	0.0010	0.00300	0.00010	0.00010
OF15	15-Oct-2022	538	0.044	0.2	973	0.0001	0.0002	0.002	467	0.61	0.02	7.75	11.5	534	0.0018	0.0018	4.50E-05	4.50E-05
OF15	Average	390	0.010	5.24	822	0.0001	0.0002	0.0001	0.81	0.002	0.0010	8.41	62.2	460	0.0010	0.00120	0.00001	0.00002

Table 2b: Off Site Groundwater Water Chemistry Sample Results Summary by Well (OF08 to OF15)

Client Sample ID	Date Sampled	Arsenic (As)-Dissolved	Arsenic (As)-Total	Barium (Ba)-Dissolved	Barium (Ba)-Total	Beryllium (Be)-Dissolved	Beryllium (Be)-Total	Bismuth (Bi)-Dissolved	Bismuth (Bi)-Total	Boron (B)-Dissolved	Boron (B)-Total	Cadmium (Cd)-Dissolved	Cadmium (Cd)-Total	Calcium (Ca)-Dissolved	Calcium (Ca)-Total	Cesium (Cs)-Dissolved	Cesium (Cs)-Total	Chromium (Cr)-Dissolved	Chromium (Cr)-Total
Unit		mg/L	mg/L	mg/L	mg/L	mg/L	mg/L	mg/L	mg/L	mg/L	mg/L	mg/L	mg/L	mg/L	mg/L	mg/L	mg/L	mg/L	mg/L
	PWQO		0.005				0.0011				0.20		0.0001						0.0010
	ODWG	0.01		1.00						5.00		0.0050							0.050
OF08	13-Oct-2017	0.00040	0.0005	0.092	0.091	0.00001	0.00001	0.00002	0.00002	0.027	0.026	0.000005	0.000005	108	110			0.0001	0.0001
OF08	19-Oct-2018	0.0004	0.0005	0.092	0.089	0.000002	0.000001	0.000002	0.000002	0.034	0.031	0.000004	0.00001	118	122	0.000046	0.000047	0.00006	0.00006
OF08	2-Oct-2019	0.0003	0.0003	0.002	0.002	0.000002	0.000001	0.000002	0.000024	0.025	0.026	0.0000005	0.000001	1.97	1.97	0.000021	0.00002	0.0001	0.0003
OF08	29-Oct-2020	0.0003	0.0004	0.095	0.098	0.000002	0.000001	0.000002	0.00001	0.031	0.029	0.000008	0.000025	112	116	0.000056	0.000055	0.00004	0.0001
OF08	26-Oct-2021	0.0002	0.0003	0.103	0.104	0.000002	0.000001	0.000002	0.00001	0.029	0.029	0.000018	0.000024	121	126	0.000054	0.00006	0.00001	0.00002
OF08	15-Oct-2022	0.000235	0.00025	0.1	0.102	0.0001	0.0001	5.00E-05	4.00E-05	0.024	0.024	1.82E-05	1.98E-05	117	116	5.16E-05	5.22E-05	0.0005	4.00E-05
OF08	Average	0.0003	0.000	0.081	0.081	0.000020	0.000019	0.000013	0.00002	0.028	0.028	0.000009	0.000014	96.3	98.7	0.000046	0.000047	0.00014	0.00010
OF09	13-Oct-2017	0.00620	0.0087	0.106	0.108	0.00001	0.00001	0.00002	0.00002	0.059	0.070	0.000005	0.000005	99	108			0.0001	0.0001
OF09	26-Sep-2018	0.0069	0.0071	0.114	0.114	0.000002	0.000001	0.000002	0.000002	0.07	0.063	0.000001	0.000002	102	103	0.0000095	0.0000095	0.0001	0.00004
OF09	4-Oct-2019	0.0039	0.0043	0.102	0.106	0.000002	0.000001	0.000002	0.000002	0.055	0.062	0.0000005	0.000003	101	101	0.000012	0.000011	0.00008	0.0001
OF09	28-Oct-2020	0.0056	0.0074	0.104	0.11	0.000002	0.000001	0.000002	0.00001	0.068	0.061	0.000004	0.000004	98.4	102	0.000013	0.000011	0.00004	0.00006
OF09	26-Oct-2021	0.0012	0.004	0.102	0.112	0.000002	0.0000028	0.000002	0.00001	0.059	0.062	0.0000005	0.000003	97.1	106	0.000013	0.000014	0.00001	0.00006
OF09	15-Oct-2022	0.00133	0.00138	0.00404	0.00293	0.0001	0.0001	5.00E-05	5.00E-05	0.056	0.059	5.00E-06	5.00E-06	0.312	0.305	1.00E-05	1.00E-05	0.0001	0.0001
OF09	Average	0.0042	0.005	0.089	0.092	0.000020	0.000019	0.000013	0.00002	0.061	0.063	0.000003	0.000004	83.0	86.7	0.000012	0.000011	0.00007	0.00008
OF10	14-Oct-2017	0.00050	0.0005	0.097	0.098	0.00001	0.00001	0.00002	0.00002	0.059	0.066	0.000030	0.000030	91.7	95.5			0.0003	0.0004
OF10	2018																		
OF10	4-Oct-2019	0.0005	0.0005	0.084	0.085	0.000002	0.000001	0.000002	0.000002	0.046	0.052	0.000037	0.000039	86.3	84.5	0.000002	0.0000005	0.0003	0.0004
OF10	28-Oct-2020	0.0004	0.0004	0.086	0.085	0.000002	0.000001	0.000002	0.00001	0.082	0.074	0.00004	0.000042	81.1	82.8	0.000004	0.000002	0.0004	0.0005
OF10	26-Oct-2021	0.0004	0.0007	0.075	0.081	0.000002	0.0000008	0.000002	0.00001	0.051	0.048	0.000055	0.000062	77.3	81.1	0.000004	0.000004	0.00006	0.0003
OF10	15-Oct-2022	0.00047	0.0005	0.0821	0.0806	0.0001	0.0001	5.00E-05	5.00E-05	0.052	0.056	2.83E-05	3.20E-05	83.8	88.1	1.00E-05	1.00E-05	0.00037	0.00043
OF10	Average	0.0005	0.0005	0.0848	0.0859	0.000023	0.000022	0.00002	0.00002	0.058	0.059	0.000038	0.000041	84.04	86.40	0.000005	0.000004	0.00029	0.0004
OF12-1	28-Oct-2020	0.0111	0.011	0.093	0.097	0.000002	0.000001	0.000002	0.00001	0.095	0.09	0.000015	0.000014	85.4	86.6	0.000012	0.000012	0.00005	0.0001
OF12-1	27-Oct-2021	0.0065	0.0133	0.082	0.085	0.000002	0.000001	0.000002	0.00001	0.085	0.089	0.000001	0.000003	79.4	83.3	0.000009	0.0000095	0.00001	0.0001
OF12-1	15-Oct-2022	0.0143	0.013	0.0866	0.0894	0.0001	0.0001	5.00E-05	5.00E-05	0.093	0.088	5.00E-06	5.00E-06	86.8	91.3	1.00E-05	1.10E-05	0.0001	0.0001
OF12-1	Average	0.0106	0.0124	0.0872	0.0905	0.0000	0.0000	0.0000	0.0000	0.0910	0.0890	0.0000	0.0000	83.8667	87.0667	0.0000	0.0000	0.00005	0.0001
OF12-2	15-Oct-2022	0.00037	0.00053	0.0001	0.0001	0.0001	0.0001	5.00E-05	5.00E-05	0.089	0.087	5.00E-06	5.00E-06	0.065	0.05	1.00E-05	1.00E-05	0.0001	0.0001
OF12-2	Average	0.0004	0.0005	0.000	0.000100	0.000100	0.000100	0.000050	0.000050	0.089	0.087	0.000005	0.000005	0	0	0.000010	0.00001	0.00010	0.00010
OF15	15-Oct-2022	0.00155	0.00159	0.0335	0.0352	0.001	0.001	0.001	1.00E-05	0.115	0.118	5.00E-06	5.00E-06	101	102	0.000104	0.000103	0.001	6.00E-05
OF15	Average	0.0070	0.0066	0.000	0.000260	0.000002	0.000014	0.000002	0.000010	0.074	0.075	0.000001	0.000001	0	0	0.000001	0.00001	0.00001	0.00010

Table 2b: Off Site Groundwater Water Chemistry Sample Results Summary by Well (OF08 to OF15)

Client Sample ID	Date Sampled	Cobalt (Co)-Dissolved	Cobalt (Co)-Total	Copper (Cu)-Dissolved	Copper (Cu)-Total	Iron (Fe)-Dissolved	Iron (Fe)-Total	Lead (Pb)-Dissolved	Lead (Pb)-Total	Lithium (Li)-Dissolved	Lithium (Li)-Total	Magnesium (Mg)-Dissolved	Magnesium (Mg)-Total	Manganese (Mn)-Dissolved	Manganese (Mn)-Total	Mercury (Hg)-Dissolved	Mercury (Hg)-Total	Molybdenum (Mo)-Dissolved	Molybdenum (Mo)-Total
Unit		mg/L	mg/L	mg/L	mg/L	mg/L	mg/L	mg/L	mg/L	mg/L	mg/L	mg/L	mg/L	mg/L	mg/L	mg/L	mg/L	mg/L	mg/L
	PWQO		0.0009		0.0050		0.30		0.0010								0.00020		0.040
	ODWG			1.00				0.010								0.0010			
OF08	13-Oct-2017	0.00285	0.00289	0.0001	0.0005	2.03	2.09	0.00009	0.0002	0.009	0.009	32.9	32.2	0.465	0.454	0.000002	0.000002	0.0009	#####
OF08	19-Oct-2018	0.00281	0.0030	0.0008	0.0029	1.82	2.04	0.0001	0.0003	0.01	0.009	36.3	38.3	0.501	0.519	0.000001	0.000001	0.001	0.0011
OF08	2-Oct-2019	0.00012	0.00012	0.0036	0.0116	0.048	0.056	0.000225	0.0016	0.012	0.012	1.3	1.23	0.0132	0.0131	0.000005	0.000005	0.0014	0.0014
OF08	29-Oct-2020	0.00256	0.00267	0.0009	0.0033	1.62	1.61	0.00009	0.0002	0.01	0.011	35.5	37.2	0.411	0.422	0.000005	0.000005	0.00098	0.0011
OF08	26-Oct-2021	0.00257	0.00264	0.0016	0.002	0.0005	1.78	0.00001	0.0001	0.011	0.01	35.4	38.3	0.435	0.404	0.000005	0.000005	0.00099	0.001
OF08	15-Oct-2022	0.00228	0.00239	0.0007	0.0067	1.41	1.56	0.00032	0.00138	0.011	0.01	34	34.6	0.441	0.438	5.00E-06	5.00E-06	0.00082	0.000825
OF08	Average	0.00220	0.00229	0.001	0.0045	1.155	1.523	0.00014	0.0006	0.010	0.010	29.2	30.3	0.378	0.375	0.000004	0.000004	0.0010	0.0011
OF09	13-Oct-2017	0.00006	0.00007	0.0002	0.0013	2.09	2.75	0.00001	0.00003	0.053	0.052	63.0	66.0	0.381	0.393	0.000002	0.000002	0.0050	0.0057
OF09	26-Sep-2018	0.00005	0.00006	0.0022	0.0042	2.4	2.57	0.00002	0.00001	0.047	0.053	68.4	68.9	0.449	0.417	0.000001	0.000001	0.0055	0.0052
OF09	4-Oct-2019	0.00009	0.00012	0.0026	0.0029	0.837	0.98	0.000005	0.000005	0.052	0.05	65.6	64.6	0.317	0.302	0.000005	0.000005	0.0054	0.0054
OF09	28-Oct-2020	0.00006	0.00006	0.00096	0.0034	2.39	2.87	0.00001	0.00006	0.049	0.051	67.5	68.6	0.408	0.421	0.000005	0.000005	0.0053	0.0056
OF09	26-Oct-2021	0.00006	0.00007	0.0008	0.0228	0.001	1.90	0.00001	0.00124	0.054	0.05	62.2	66.2	0.397	0.405	0.000005	0.000005	0.0052	0.0054
OF09	15-Oct-2022	0.0001	0.0001	0.00737	0.00932	0.01	0.017	0.000226	0.000936	0.031	0.035	0.107	0.102	0.00257	0.00264	5.00E-06	5.00E-06	0.00544	0.00586
OF09	Average	0.00007	0.00008	0.002	0.0073	1.288	1.848	0.00005	0.0004	0.048	0.048	54.5	55.7	0.326	0.323	0.000004	0.000004	0.0053	0.0055
OF10	14-Oct-2017	0.00037	0.00042	0.0755	0.0805	0.01	0.070	0.0004	0.0008	0.018	0.018	42.9	44.7	0.0027	0.0051	0.000006	0.000008	0.0027	0.0030
OF10	2018																		
OF10	4-Oct-2019	0.00043	0.00043	0.245	0.25	0.008	0.038	0.00123	0.0016	0.015	0.015	42.5	41.8	0.0021	0.0024	0.000005	0.000005	0.0031	0.0031
OF10	28-Oct-2020	0.00065	0.00067	0.111	0.12	0.003	0.034	0.00122	0.0017	0.017	0.018	40.5	41.3	0.0046	0.0064	0.000005	0.000005	0.003	0.0031
OF10	26-Oct-2021	0.00032	0.00052	0.0726	0.0957	0.005	0.388	0.00002	0.0025	0.015	0.013	34.3	36.6	0.0725	0.104	0.000005	0.000005	0.0027	0.0026
OF10	15-Oct-2022	0.0001	0.0001	0.114	0.191	0.078	0.082	0.00152	0.0021	0.017	0.019	40.4	42.2	0.00353	0.00361	5.00E-06	5.00E-06	0.00318	0.00337
OF10	Average	0.00037	0.00043	0.124	0.147	0.021	0.122	0.00088	0.00171	0.016	0.017	40.12	41.32	0.0171	0.0243	0.000005	0.000006	0.0029	0.0030
OF12-1	28-Oct-2020	0.00013	0.00014	0.0011	0.0099	0.582	0.644	0.00001	0.0002	0.034	0.036	34.6	35.1	0.342	0.358	0.000005	0.000005	0.0042	0.0045
OF12-1	27-Oct-2021	0.00012	0.00013	0.0027	0.0091	0.001	1.200	0.00001	0.0003	0.037	0.036	29.9	32.9	0.399	0.418	0.000005	0.000005	0.0041	0.004
OF12-1	15-Oct-2022	0.0001	0.00011	0.00075	0.00079	0.379	0.501	5.00E-05	5.00E-05	0.035	0.033	34.1	35.3	0.335	0.337	5.00E-06	5.00E-06	0.0041	0.00436
OF12-1	Average	0.0001	0.0001	0.0015	0.0066	0.3207	0.782	0.0000	0.0002	0.0354	0.0350	32.8667	34.4333	0.3587	0.3710	0.0000	0.0000	0.0041	0.0043
OF12-2	15-Oct-2022	0.0001	0.0001	0.00044	0.00067	0.01	0.01	5.00E-05	5.00E-05	0.001	0.001	0.0052	0.0062	0.0001	0.0001	5.00E-06	5.00E-06	5.00E-05	5.00E-05
OF12-2	Average	0.00010	0.00010	0.0004	0.001	0.01	0.01	0.00005	0.00005	0.001	0.00	0.0	0.0	0.00	0.00	0.000005	0.000005	0.0001	0.0001
OF15	15-Oct-2022	3.40E-05	3.50E-05	0.00984	0.0176	0.02	0.01	0.0001	0.00051	0.03	0.027	52	50.8	0.0498	0.0594	3.00E-05	3.00E-05	0.00359	0.00372
OF15	Average	0.00001	0.00002	0.0005	0.001	0.02	0.03	0.00001	0.00001	0.047	0.05	0.1	0.1	0.00	0.00	0.000005	0.000005	0.0023	0.0022

Table 2b: Off Site Groundwater Water Chemistry Sample Results Summary by Well (OF08 to OF15)

Client Sample ID	Date Sampled	Nickel (Ni)-Dissolved	Nickel (Ni)-Total	Phosphorus (P)-Dissolved	Phosphorus (P)-Total	Potassium (K)-Dissolved	Potassium (K)-Total	Rubidium (Rb)-Dissolved	Rubidium (Rb)-Total	Selenium (Se)-Dissolved	Selenium (Se)-Total	Silicon (Si)-Dissolved	Silicon (Si)-Total	Silver (Ag)-Dissolved	Silver (Ag)-Total	Sodium (Na)-Dissolved	Sodium (Na)-Total	Strontium (Sr)-Dissolved	Strontium (Sr)-Total
Unit		mg/L	mg/L	mg/L	mg/L	mg/L	mg/L	mg/L	mg/L	mg/L	mg/L	mg/L	mg/L	mg/L	mg/L	mg/L	mg/L	mg/L	mg/L
	PWQO		0.025		0.03						0.10				0.00010				
	ODWG									0.050									
OF08	13-Oct-2017	0.0022	0.0022		0.0029	2.74	2.74			0.0002	0.0002			0.00001	0.00001	10.7	10.4	0.207	0.219
OF08	19-Oct-2018	0.0022	0.0022		0.0005	2.81	2.89	0.00295	0.00323	0.000035	0.00007	9.98	10	5E-07	0.000001	11	11.8	0.213	0.223
OF08	2-Oct-2019	0.0014	0.0019	0.002	0.005	7.78	7.54	0.00247	0.00256	0.00008	0.000075	8.75	8.74	5E-07	0.000001	214	207	0.0035	0.0033
OF08	29-Oct-2020	0.0019	0.002	0.005	0.01	3.12	3.34	0.00314	0.00327	0.00011	0.000085	9.39	10.2	0.000009	0.00001	12.6	12.9	0.231	0.235
OF08	26-Oct-2021	0.0023	0.0023	0.005	0.015	3.14	3.27	0.00335	0.00304	0.00006	0.000055	9.42	9.72	5E-07	0.000001	16	16.4	0.248	0.246
OF08	15-Oct-2022	0.00284	0.00366	0.05	0.008	2.95	2.98	0.00334	0.00334	5.60E-05	5.40E-05	9.53	9.94	5.00E-07	1.00E-06	14.5	15.1	0.227	0.23
OF08	Average	0.0021	0.0024	0.016	0.007	3.76	3.79	0.00305	0.00309	0.00009	0.00009	9.4	9.7	0.000004	0.000004	46.5	45.6	0.188	0.193
OF09	13-Oct-2017	0.0003	0.0004		0.0168	5.39	5.50			0.0002	0.0002			0.00001	0.00001	15.1	15.6	0.512	0.574
OF09	26-Sep-2018	0.0002	0.0003		0.014	5.49	5.63	0.00135	0.00153	0.000025	0.000035	12.3	12.8	5E-07	0.000001	15.1	16.2	0.558	0.529
OF09	4-Oct-2019	0.0006	0.0008	0.002	0.005	5.13	5.02	0.00148	0.00148	0.000055	0.00006	11.6	11.6	5E-07	0.000001	15.1	15.4	0.504	0.514
OF09	28-Oct-2020	0.0002	0.0003	0.005	0.030	5.67	5.75	0.00151	0.00147	0.000025	0.00004	12.1	13.2	0.000001	0.00024	15.2	15.9	0.542	0.547
OF09	26-Oct-2021	0.0002	0.0051	0.005	0.025	5.63	5.68	0.00149	0.00142	0.000035	0.00004	12.7	13.2	5E-07	0.000003	15.9	15.5	0.522	0.552
OF09	15-Oct-2022	0.0005	0.0005	0.05	0.05	0.558	0.536	0.0002	0.00022	5.00E-05	5.00E-05	12	12.4	1.00E-05	1.00E-05	266	273	0.00172	0.00159
OF09	Average	0.0003	0.0012	0.016	0.023	4.64	4.69	0.00121	0.00122	0.00007	0.00007	12.1	12.6	0.000004	0.000044	57.1	58.6	0.440	0.453
OF10	14-Oct-2017	0.0067	0.0070		0.0076	3.39	3.49			0.0016	0.0016			0.00001	0.00001	49.1	50.6	0.145	0.162
OF10	2018																		
OF10	4-Oct-2019	0.0055	0.0056	0.002	0.005	3.23	3.07	0.00063	0.00053	0.00125	0.00119	10.9	10.6	5E-07	0.000005	38.1	37.8	0.139	0.14
OF10	28-Oct-2020	0.0059	0.006	0.005	0.015	3.85	3.91	0.00042	0.00039	0.002	0.00166	11.6	12.7	0.000002	0.000008	51.3	54.3	0.138	0.143
OF10	26-Oct-2021	0.0041	0.0041	0.03	0.065	3.79	3.79	0.00072	0.00068	0.00131	0.00125	11	11.2	5E-07	0.00001	34.3	34	0.159	0.156
OF10	15-Oct-2022	0.00185	0.00215	0.05	0.05	3.15	3.24	0.00059	0.0006	0.00142	0.00141	12	12.6	1.00E-05	1.10E-05	35.2	37.2	0.132	0.137
OF10	Average	0.0048	0.0050	0.02	0.0285	3.48	3.50	0.00059	0.00055	0.00152	0.00142	11.4	11.8	0.00000	0.00001	42	43	0.1426	0.1476
OF12-1	28-Oct-2020	0.0021	0.0022	0.125	0.080	5.19	5.21	0.0015	0.00158	0.000015	0.000025	11.1	12	0.00002	0.00001	18.4	19.8	0.606	0.642
OF12-1	27-Oct-2021	0.0005	0.0005	0.005	0.025	4.48	4.49	0.00141	0.00138	0.000015	0.00006	11.8	12	5E-07	0.000001	20.1	20.1	0.578	0.58
OF12-1	15-Oct-2022	0.0005	0.00051	0.05	0.05	4.42	4.58	0.00146	0.00143	5.00E-05	5.00E-05	12.1	11.6	1.00E-05	1.00E-05	18.8	18.3	0.609	0.651
OF12-1	Average	0.0010	0.0011	0.0600	0.0517	4.6967	4.7600	0.0015	0.0015	0.0000	0.0000	11.6667	11.8667	0.0000	0.0000	19.1000	19.4000	0.5977	0.6243
OF12-2	15-Oct-2022	0.0005	0.0005	0.05	0.05	0.06	0.061	0.0002	0.0002	5.00E-05	5.00E-05	3.22	3.56	1.00E-05	1.00E-05	19.7	22.2	0.0002	0.0002
OF12-2	Average	0.0005	0.0005	0.0500	0.050	0.06	0.06	0.00020	0.00020	0.00005	0.00005	3.22	3.56	0.000010	0.000010	19.7	22.2	0.000	0.000
OF15	15-Oct-2022	0.00036	0.0002	0.05	0.05	4.03	3.85	0.00631	0.00628	0.00034	0.00032	12.1	12.4	1.00E-06	0.0001	41.9	42.1	0.667	0.683
OF15	Average	0.0001	0.0001	0.0050	0.015	0.33	0.35	0.00015	0.00018	0.00002	0.00006	11.30	11.50	0.000001	0.000001	206.0	215.0	0.001	0.001

Table 2b: Off Site Groundwater Water Chemistry Sample Results Summary by Well (OF08 to OF15)

Client Sample ID	Date Sampled	Sulfur (S)- Dissolved	Sulfur (S)- Total	Tellurium (Te)- Dissolved	Tellurium (Te)-Total	Thallium (Tl)- Dissolved	Thallium (Tl)-Total	Thorium (Th)- Dissolved	Thorium (Th)-Total	Tin (Sn)- Dissolved	Tin (Sn)- Total	Titanium (Ti)- Dissolved	Titanium (Ti)-Total	Tungsten (W)- Dissolved	Tungsten (W)-Total	Uranium (U)- Dissolved	Uranium (U)-Total	Vanadium (V)- Dissolved	Vanadium (V)-Total
Unit		mg/L	mg/L	mg/L	mg/L	mg/L	mg/L	mg/L	mg/L	mg/L	mg/L	mg/L	mg/L	mg/L	mg/L	mg/L	mg/L	mg/L	mg/L
	PWQO						0.00030										0.0050		0.0060
	ODWG															0.020			
OF08	13-Oct-2017			0.00003	0.00003	0.000002	0.000002			0.00002	0.00002	0.00005	0.00005	0.00002000	0.00003	0.0009	0.00099	0.0001	0.00005
OF08	19-Oct-2018	3.5	3.8	0.000015	0.00004	0.0000001	0.0000002	0.000002	0.000001	0.000005	0.00001	0.00002	0.00006	0.000026	0.000034	0.001	0.001	0.0002	0.0002
OF08	2-Oct-2019	3.3	3.5	0.000005	0.00001	0.0000001	0.0000002	0.000002	0.000001	0.000005	0.00001	0.00002	0.00002	0.000028	0.0000	0.0008	0.0009	0.00008	0.0001
OF08	29-Oct-2020	3.6	3.6	0.00001	0.00002	0.000004	0.000005	0.00001	0.00001	0.000005	0.00005	0.00002	0.00006	0.00002	0.0000	0.0011	0.0012	0.0001	0.0001
OF08	26-Oct-2021	4.2	4.2	0.00001	0.00002	0.000002	0.000005	0.00001	0.00001	0.000005	0.00003	0.00002	0.00002	0.000012	0.0000	0.0010	0.0010	0.00002	0.0001
OF08	15-Oct-2022	3.45	3.65	0.0002	1.50E-05	2.00E-06	2.00E-06	0.0001	4.00E-06	0.0001	2.00E-05	0.0003	2.00E-05	1.20E-05	1.60E-05	0.000986	0.00103	4.00E-05	8.00E-05
OF08	Average	3.6	3.8	0.00005	0.00002	0.000002	0.000002	0.00002	0.00001	0.00002	0.00004	0.00007	0.0000	0.00002	0.00002	0.001	0.0010	0.00009	0.00010
OF09	13-Oct-2017			0.00002	0.00001	0.000002	0.000002			0.00002	0.00002	0.00005	0.0009	0.00006000	0.00009	0.0021	0.0023	0.00005	0.00005
OF09	26-Sep-2018	11.6	13	0.000025	0.00008	0.0000001	0.0000012	0.000002	0.000004	0.000005	0.00001	0.00002	0.0002	0.000076	0.00007	0.0015	0.0014	0.00008	0.0003
OF09	4-Oct-2019	11.3	10.7	0.00001	0.00004	0.0000001	0.0000002	0.000002	0.000001	0.000005	0.00002	0.00002	0.0001	0.000066	0.00001	0.0043	0.0047	0.0001	0.0002
OF09	28-Oct-2020	11.8	11.4	0.00004	0.00004	0.000002	0.000005	0.00001	0.00001	0.000005	0.00009	0.00002	0.0003	0.000068	0.0001	0.0018	0.0018	0.00002	0.0001
OF09	26-Oct-2021	12.8	14.2	0.00001	0.00004	0.000002	0.000005	0.00001	0.00001	0.000005	0.0002	0.00004	0.0002	0.000068	0.0001	0.0018	0.0018	0.00002	0.0001
OF09	15-Oct-2022	11.9	12.8	0.0002	0.0002	1.00E-05	1.00E-05	0.0001	0.0001	0.0001	0.0001	0.0003	0.0003	0.0001	0.0001	0.00142	0.00164	0.0005	0.0005
OF09	Average	11.9	12.4	0.00005	0.00008	0.000003	0.000004	0.00002	0.00003	0.00002	0.00010	0.00008	0.0003	0.00007	0.00008	0.002	0.0023	0.00013	0.00021
OF10	14-Oct-2017			0.00001	0.00003	0.000002	0.000004			0.00002	0.00004	0.00005	0.0005	0.00001	0.00001	0.0019	0.0021	0.0007	0.0008
OF10	2018																		
OF10	4-Oct-2019	3	2.9	0.00001	0.00001	0.0000001	0.0000002	0.000002	0.000001	0.000005	0.00007	0.00002	0.0003	0.000006	0.0000	0.0016	0.0017	0.0007	0.0008
OF10	28-Oct-2020	7	7.2	0.00001	0.00004	0.000006	0.000005	0.00001	0.00001	0.00001	0.0001	0.00002	0.0003	0.000002	0.0000	0.0019	0.0020	0.0005	0.0006
OF10	26-Oct-2021	3.6	3.6	0.00001	0.00002	0.000004	0.000005	0.00001	0.00001	0.000005	0.0003	0.00002	0.0004	0.000008	0.0000	0.0016	0.0015	0.0005	0.0008
OF10	15-Oct-2022	3.62	3.78	0.0002	0.0002	1.00E-05	1.00E-05	0.0001	0.0001	0.00032	0.00091	0.0003	0.0003	0.0001	0.0001	0.00163	0.00164	0.00072	0.00083
OF10	Average	4.3	4.4	0.00005	0.00006	0.000004	0.000005	0.00003	0.00003	0.0001	0.0003	0.0001	0.0004	0.00003	0.00003	0.0017	0.0018	0.001	0.0008
OF12-1	28-Oct-2020	7.6	7.4	0.00001	0.00006	0.000002	0.000005	0.00001	0.00001	0.00001	0.00006	0.00002	0.0001	0.00007	0.0001	0.0125	0.0131	0.0002	0.0002
OF12-1	27-Oct-2021	9.8	10.2	0.00001	0.00004	0.000002	0.000005	0.00001	0.00001	0.000005	0.00001	0.00004	0.00006	0.000058	0.0001	0.0139	0.0135	0.00008	0.0002
OF12-1	15-Oct-2022	7.91	7.37	0.0002	0.0002	1.00E-05	1.00E-05	0.0001	0.0001	0.0001	0.0001	0.0003	0.0003	0.0001	0.0001	0.013	0.0115	0.0005	0.0005
OF12-1	Average	8.4367	8.3233	0.0001	0.0001	0.0000	0.0000	0.0000	0.0000	0.0000	0.0001	0.0001	0.0002	0.0001	0.0001	0.0131	0.0127	0.0003	0.0003
OF12-2	15-Oct-2022	0.5	0.5	0.0002	0.0002	1.00E-05	1.00E-05	0.0001	0.0001	0.0001	0.0001	0.0003	0.0003	0.0001	0.0001	1.00E-05	1.80E-05	0.0005	0.0005
OF12-2	Average	0.5	0.50	0.00020	0.0002000	0.0000100	0.0000100	0.000100	0.000100	0.000100	0.000100	0.00030	0.00030	0.00010	0.0001	0.0000	0.00002	0.00050	0.0005
OF15	15-Oct-2022	3.8	4.4	0.001	6.00E-05	2.00E-05	2.00E-05	4.00E-05	2.00E-05	5.00E-06	3.00E-05	0.002	0.00017	0.000128	9.00E-05	0.00881	0.00844	0.00086	0.0009
OF15	Average	21.6	22.60	0.00001	0.0000200	0.0000020	0.0000050	0.000010	0.000010	0.000005	0.00002	0.00002	0.00006	0.00005	0.0001	0.0015	0.00150	0.00008	0.0003

Table 2b: Off Site Groundwater Water Chemistry Sample Results Summary by Well (OF08 to OF15)

Client Sample ID	Date Sampled	Zinc (Zn)-Dissolved	Zinc (Zn)-Total	Zirconium (Zr)-Dissolved	Zirconium (Zr)-Total
Unit		mg/L	mg/L	mg/L	mg/L
	PWQO		0.020		
	ODWG				
OF08	13-Oct-2017	0.0350	0.0355	0.00002	0.00002
OF08	19-Oct-2018	0.06	0.0386	0.000014	0.000016
OF08	2-Oct-2019	0.0114	0.0134	0.00001	0.00003
OF08	29-Oct-2020	0.0224	0.0275	0.00001	0.00001
OF08	26-Oct-2021	0.0082	0.0055	0.00001	0.00002
OF08	15-Oct-2022	0.023	0.035	1.20E-05	2.00E-05
OF08	Average	0.0267	0.0259	0.00001	0.00002
OF09	13-Oct-2017	0.0055	0.0060	0.0002	0.0002
OF09	26-Sep-2018	0.0076	0.0074	0.0002	0.0002
OF09	4-Oct-2019	0.0138	0.0138	0.00020	0.00020
OF09	28-Oct-2020	0.0106	0.0105	0.00020	0.00020
OF09	26-Oct-2021	0.0026	0.0220	0.00010	0.00020
OF09	15-Oct-2022	0.0058	0.0073	0.0002	0.0002
OF09	Average	0.0077	0.0112	0.00018	0.00020
OF10	14-Oct-2017	0.0335	0.0335	0.0001	0.0001
OF10	2018				
OF10	4-Oct-2019	0.0614	0.0616	0.00010	0.00010
OF10	28-Oct-2020	0.0440	0.052	0.00009	0.00010
OF10	26-Oct-2021	0.0294	0.032	0.00009	0.00010
OF10	15-Oct-2022	0.104	0.115	0.0002	0.0002
OF10	Average	0.0545	0.0588	0.0001	0.0001
OF12-1	28-Oct-2020	0.0236	0.027	0.00009	0.00008
OF12-1	27-Oct-2021	0.0042	0.013	0.00004	0.00009
OF12-1	15-Oct-2022	0.0028	0.003	0.0002	0.0002
OF12-1	Average	0.0102	0.0143	0.0001	0.0001
OF12-2	15-Oct-2022	0.0039	0.0037	0.0002	0.0002
OF12-2	Average	0.0039	0.0037	0.00020	0.00020
OF15	15-Oct-2022	0.004	0.007	0.000516	0.000548
OF15	Average	0.0084	0.0085	0.00006	0.00009

