



Rainy River Project 2017 Fish Tissue Quality Monitoring Program

Prepared for:
New Gold Inc.
Emo, Ontario

Prepared by:
Minnow Environmental Inc.
Georgetown, Ontario

March 2018

Rainy River Project 2017 Fish Tissue Quality Monitoring Program

<Original signed by>

Tyrell Worrall, M.Sc.
Project Manager

<Original signed by>

Pierre Stecko, M.Sc., EP, R.P. Bio.
Senior Project Advisor

TABLE OF CONTENTS

ACRONYMS AND ABBREVIATIONS	IV
1 INTRODUCTION	1
1.1 Site Description	1
1.2 Project Background and Objective	1
1.3 Study Design	3
2 METHODS	4
2.1 Overview	4
2.2 Field Data Collection	4
2.3 Analysis of Catch and Meristic Data	6
2.4 Analysis of Chemical Data	6
3 RESULTS	11
3.1 Fish Communities and Catch-per-unit-effort	11
3.2 Northern Pike Tissue Quality	11
3.2.1 Muscle Tissue Chemistry	11
3.2.2 Liver and Ovary Tissue Chemistry	16
3.3 Walleye Tissue Quality	25
3.3.1 Muscle Tissue Chemistry	25
3.3.2 Liver and Ovary Tissue Chemistry	25
4 CONCLUSIONS AND RECOMMENDATIONS	37
4.1 Conclusions	37
4.2 Recommendations	37
5 REFERENCES	38

APPENDIX A	DATA QUALITY REPORT
APPENDIX B	FISH CATCH AND MERISTIC DATA
APPENDIX C	FISH TISSUE QUALITY

LIST OF FIGURES

Figure 1.1:	Location and Layout, Rainy River Project	2
Figure 2.1:	Fishing Locations, Rainy River Project, Fish Tissue Quality Monitoring, Fall 2017	5
Figure 3.1:	Scatterplots of Concentrations of Mercury in Muscle, Liver, and Ovary of Northern Pike from Pinewood River, 2012 to 2017	13
Figure 3.2:	Muscle Mercury Concentration versus Age for Sentinel Fish from the Pinewood River, Rainy River Project Fish Quality Tissue Monitoring, 2017	14
Figure 3.3:	Scatterplots of Concentrations of Selenium in Muscle of Northern Pike from Pinewood River, 2012 to 2017	16
Figure 3.4:	Scatterplots of Concentrations of Mercury in Muscle, Liver, and Ovary of Walleye from Pinewood River, 2012 to 2017	27



Figure 3.5: Scatterplots of Concentrations of Selenium in Muscle of Walleye from Pinewood River, 2012 to 2017 29

LIST OF TABLES

Table 2.1: Fish Consumption Advisories for Vulnerable Populations and for the General Population Based on Fish Tissue Mercury Concentrations (MOECC 2015) 7

Table 2.2: Consumption Benchmarks for Metals (including all COPC) in Fish Tissue (mg/kg) 9

Table 3.1: Summary of Fishing Effort in the Pinewood River, Rainy River Project Fish Monitoring, 2017 12

Table 3.2: Metal Concentrations in Northern Pike Muscle Tissue, Rainy River Project Fish Tissue Quality Monitoring, 2017 15

Table 3.3: Concentrations (mean ± standard deviation) of Contaminants of Potential Concern in Northern Pike Muscle Tissue, Comparing Baseline (2012) and Construction/Operations (2015, 2016, 2017) Data, Rainy River Project Fish Tissue Quality Monitoring 17

Table 3.4: Results of Statistical Comparisons of Concentrations of Mercury in Muscle, Liver, and Ovary of Northern Pike from Pinewood River, 2012 to 2017 18

Table 3.5: Metal Concentrations in Northern Pike Liver Tissue, Rainy River Project Fish Tissue Quality Monitoring, 2017 21

Table 3.6: Concentrations (mean ± standard deviation) of Contaminants of Potential Concern (COPCs) in Northern Pike Liver Tissue, Comparing Baseline (2012) and Construction/Operations (2015, 2016, 2017) Data, Rainy River Project Fish Tissue Quality Monitoring 22

Table 3.7: Metal Concentrations in Northern Pike Ovary Tissue, Rainy River Project Fish Tissue Quality Monitoring, 2017 23

Table 3.8: Concentrations (mean ± standard deviation) of Contaminants of Potential Concern (COPCs) in Northern Pike Ovary Tissue, Comparing Baseline (2012) and Construction/Operations (2015, 2016, 2017) Data, Rainy River Project Fish Tissue Quality Monitoring 24

Table 3.9: Metal Concentrations in Walleye Muscle Tissue, Rainy River Project Fish Tissue Quality Monitoring, 2017 26

Table 3.10: Concentrations (mean ± standard deviation) of Contaminants of Potential Concern (COPCs) in Walleye Muscle Tissue, Comparing Baseline (2012) and Construction/Operations (2015, 2016, 2017) Data, Rainy River Project Fish Tissue Quality Monitoring 28

Table 3.11: Results of Statistical Comparisons of Concentrations of Mercury in Muscle, Liver, and Ovary of Walleye from Pinewood River, 2012 to 2017 30

Table 3.12: Metal Concentrations in Walleye Liver Tissue, Rainy River Project Fish Tissue Quality Monitoring, 2017 32

Table 3.13: Concentrations (mean ± standard deviation) of Contaminants of Potential Concern (COPCs) in Walleye Liver Tissue, Comparing Baseline (2012) and Construction/Operations (2015, 2016, 2017) Data, Rainy River Project Fish Tissue Quality Monitoring 33

Table 3.14: Metal Concentrations in Walleye Ovary Tissue, Rainy River Project Fish Tissue Quality Monitoring, 2017 35

Table 3.15: Concentrations (mean ± standard deviation) of Contaminants of Potential Concern (COPCs) in Walleye Ovary Tissue, Comparing Baseline (2012) and Construction/Operations (2015, 2016, 2017) Data, Rainy River Project Fish Tissue Quality Monitoring 36



ACRONYMS AND ABBREVIATIONS

- ANCOVA** – Analysis of Covariance
BCMOE – British Columbia Ministry of Environment
COPC – Contaminants of Potential Concern
CPUE – Catch-per-unit-effort
DQR – Data Quality Report
EA – Environmental Assessment
ECA – Environmental Compliance Approval
GPS – Global Position System
MOECC – Ministry of the Environment and Climate Change
QA/QC – Quality Assurance/Quality Control
RRP – Rainy River Project
TDI – Tolerable Daily Intake
TMA – Tailings Management Area



1 INTRODUCTION

1.1 Site Description

New Gold Inc. owns the Rainy River Project (RRP), located in northwestern Ontario in the Township of Chapple and District of Rainy River, approximately 65 km northwest of Fort Frances, and approximately 420 km west of Thunder Bay (Figure 1.1). The RRP is located within the Pinewood River watershed. The Pinewood River flows past the RRP and drains into the Rainy River approximately 37 km downstream.

Earliest exploration of the RRP began in 1967. Rainy River Resources Ltd. acquired the project in 2005 and began conducting baseline studies in 2008. The RRP was acquired by New Gold Inc. in 2013 and an Environmental Assessment (EA) report was submitted in 2014 (AMEC 2014). Site construction began following provincial and federal EA approvals in 2015. In 2017, the RRP site construction was completed and the project transitioned to an operational mine which includes an open pit mine, an underground mine, ore storage facilities, a process plant, a Tailings Management Area (TMA), watercourse diversions, site drainage works, a fuel tank farm, explosives manufacturing facilities, and explosives storage facilities. The Rainy River Mine was officially commissioned in September 2017.

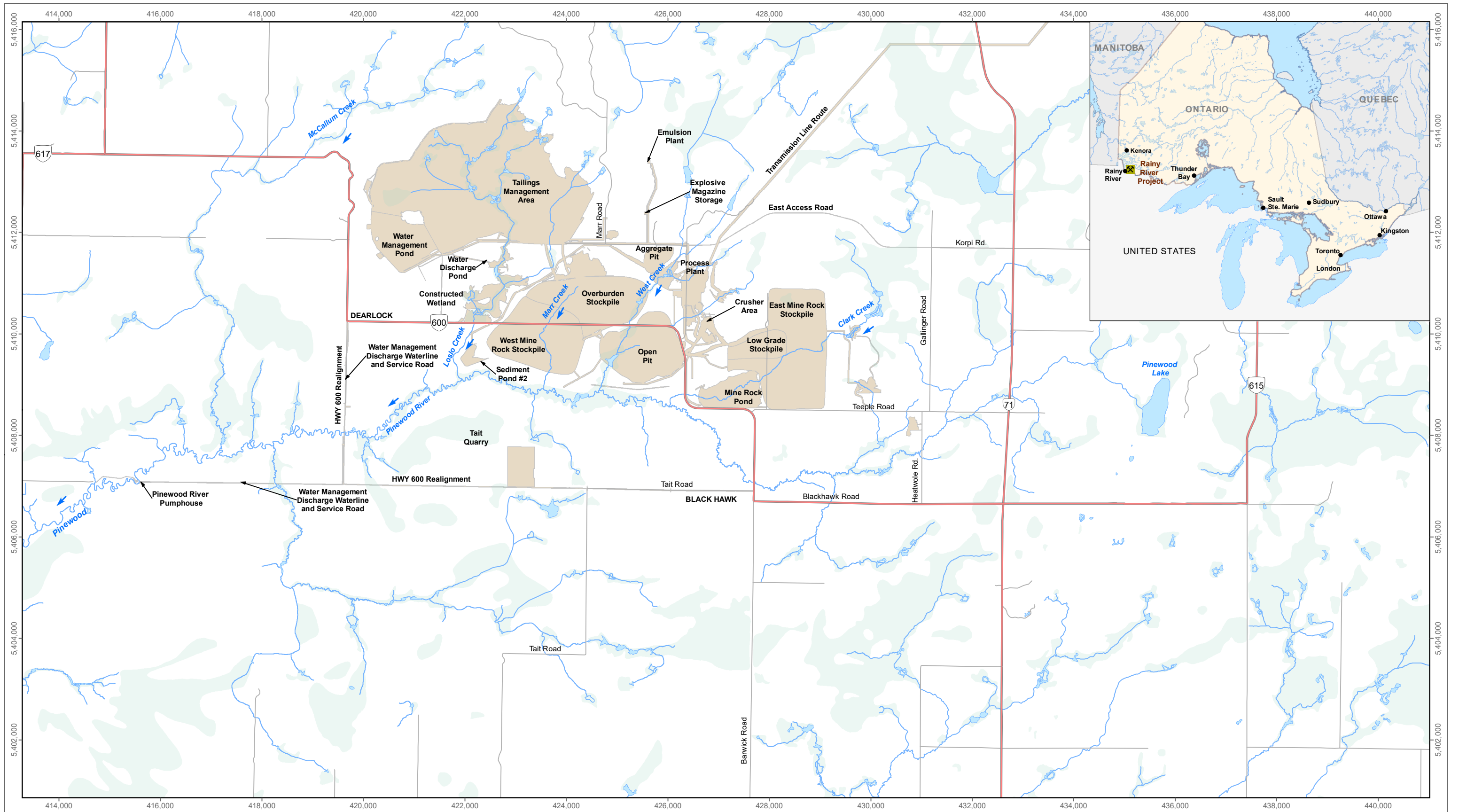
Mine construction/operations have had only a moderate influence on surface water quality of the Pinewood River downstream of the RRP. The influence of the RRP was evident in higher conductivity, hardness, calcium, potassium, and sodium in the Pinewood River downstream of the mine property relative to upstream (Minnow 2017a). No other analytes were significantly elevated in Pinewood River water downstream of effluent discharge compared to upstream (Minnow 2017a).

1.2 Project Background and Objective

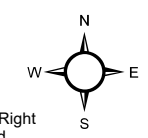
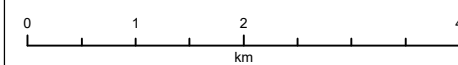
The RRP fish tissue quality monitoring program is one part of RRP's comprehensive environmental monitoring activities and is a requirement of both the Federal EA Approval and provincial Environmental Compliance Approval (ECA). The ECA (Number 5178-9TUPD9) was issued by the Ministry of the Environment and Climate Change (MOECC) on September 1, 2015.

The objective of the fish tissue quality monitoring is to characterize concentrations of contaminants of potential concern (COPCs; arsenic, boron, cadmium, cobalt, copper, chromium, iron, lead, manganese, mercury, molybdenum, nickel, selenium and zinc) in muscle, liver, and ovary tissues of two sentinel sport fish species, northern pike (*Esox lucius*) and walleye (*Sander vitreus*), collected in the Pinewood River downstream of effluent





LEGEND
 Mine Infrastructure



Map Projection: UTM Zone 15 NAD 1983
 Data Source: Reproduced under licence from Her Majesty the Queen in Right of Canada, Department of Natural Resources Canada. All rights reserved.

Location and Layout, Rainy River Project

Date: March 2018
 Project 177202.0013



Figure 1.1

discharge. COPC concentration data are used to determine whether the RRP has affected these concentrations, and, if it has, to communicate any potential risk to human health from the consumption of the sentinel sport fish.

1.3 Study Design

The 2017 study included fish tissue quality assessment in the Pinewood River downstream of the RRP extending to approximately 500 m upstream of the confluence with the Rainy River. The study focused on the collection of tissue samples from two sentinel sport fish species, northern pike and walleye. Three types of tissue were sampled: muscle, liver, and ovary. Muscle and liver samples were collected to meet regulatory requirements, while ovaries were sampled (as available) based on discussion with local First Nations community members who expressed interest in having the roe sampled.

Fifteen individuals of each species (i.e., northern pike and walleye) were targeted. Data were compared to provincial, federal, and international criteria for the protection of human health (BCMOE 2012, Health Canada 2007, Health Canada 2010, MOECC 2015, IRIS 2018) as well as to baseline concentrations (AMEC 2013).



2 METHODS

2.1 Overview

The RRP Fish Tissue Quality Monitoring Program was conducted from September 11th to 19th, 2017. The program focused on fish tissue quality assessment, targeting northern pike and walleye in the Pinewood River downstream of the RRP. All fish collection locations were recorded using a handheld Global Positioning System (GPS) and maps, and were chosen based on habitat characteristics preferred by the target species and based on access.

2.2 Field Data Collection

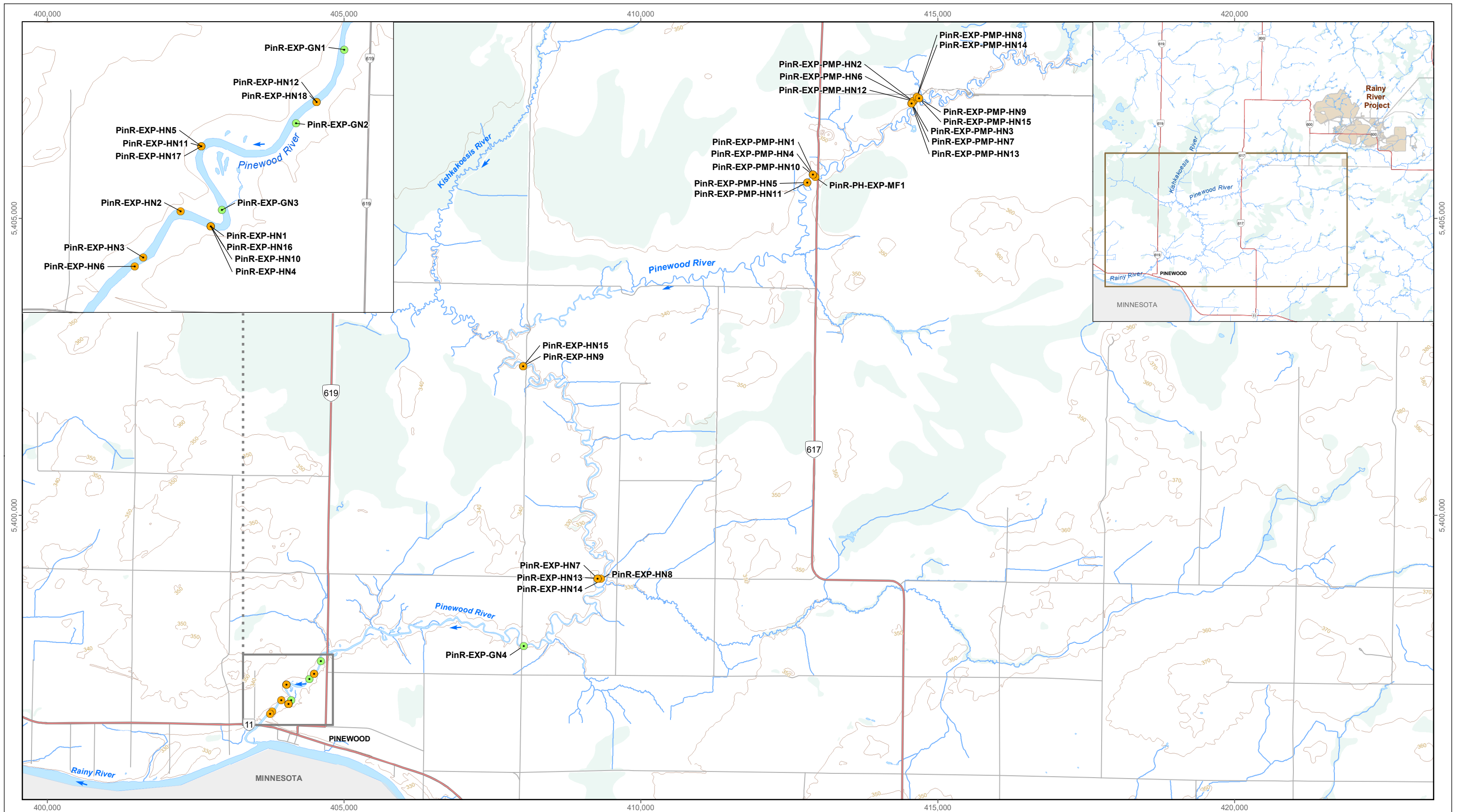
Fish sampling was performed under an Ontario Ministry of Natural Resources Licence to Collect Fish for Scientific Purposes (Licence No. 1087401; Appendix B). Fishing was conducted in the Pinewood River downstream of the RRP using gill nets and hoop nets (Figure 2.1). Gill nets were standard 100-ft lengths with mesh sizes of 3" and 4". Medium hoop nets (0.75 m diameter hoops, 2.5 cm stretched mesh) were used. Time of deployment and retrieval were recorded for every net set. Upon retrieval of each net, captured fish were identified and counted, and results were recorded on catch data sheets. Only northern pike and walleye of edible size were retained for sampling (>30 cm total length, based on MOECC recommendations for the Rainy River; MOECC 2015). A total of fifteen northern pike and fifteen walleye were retained for detailed assessment. An additional five northern pike were sampled non-lethally downstream of the pumphouse in the Pinewood River. Any live bycatch¹ or additional target species captured were released.

All retained northern pike and walleye were measured to determine length (fork and total) and weight. Lengths were measured to the nearest millimetre on a fish board. Weights were measured to the nearest 1 to 5% of total weight using Pesola™ spring scales. Two ageing structures (scales and either cleithra [northern pike] or dorsal spines [walleye]) were collected from each sacrificed fish. Livers and gonads (if developed) were removed using clean implements (cutting boards, fillet knives, and tweezers) and weighed to the nearest 0.001 g (with ± 1% precision) using a Scout Pro balance. Tissue samples of boneless, skinless muscle tissue, whole livers, and whole ovaries (where present and developed) were collected from each fish and placed in clean, labeled Whirl-Pak™ bags and frozen until analysis.

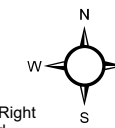
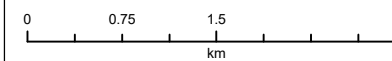
Quality Assurance/Quality Control (QA/QC) measures included sampling of field duplicates (duplicate fillets, split liver, and split ovary samples) for 10% of tissue samples (i.e., a total of

¹ Unwanted fish species caught while conducting targeted sampling for a different species (i.e., in this study, any fish species other than northern pike and walleye).





- LEGEND**
- | | |
|-----------------------|---------------------|
| Fishing Method | Mine Infrastructure |
| Gill Net | Contour (10 m) |
| Hoop Net | |



Map Projection: UTM Zone 15 NAD 1983
 Data Source: Reproduced under licence from Her Majesty the Queen in Right of Canada, Department of Natural Resources Canada. All rights reserved.

Fishing Locations, Rainy River Project, Fish Tissue Quality Monitoring, Fall 2017

Date: March 2018
 Project 177202.0013



Figure 2.1

seven field duplicate samples). Upon completion of the sampling program, tissue samples were submitted to ALS Environmental in Thunder Bay, Ontario, along with a chain-of-custody record, a list of expected Lowest Detection Limits (LDLs) and laboratory QA/QC requirements (Appendix A). Ageing structures were shipped to AAE Tech Services Inc. in Winnipeg, Manitoba, along with a chain-of-custody record for determination of fish ages.

2.3 Analysis of Catch and Meristic Data

Fish catch data were compiled and summarized. The catch compilations, along with data on the gill net and hoop net set durations were used to calculate total and species-specific catch-per-unit effort (CPUE) for each capture method in the Pinewood River.

2.4 Analysis of Chemical Data

Upon receipt of the chemical data from ALS, a data quality review (DQR) was performed. This included the assessment of field precision, laboratory precision, and laboratory accuracy against data quality objectives (DQOs) established at the outset of the project (Appendix A). A minimum of 10% of the analyses represented quality control samples (e.g., field duplicates, laboratory duplicates, and certified reference materials). After DQR, summary statistics were calculated for each analyte (i.e., mean, standard deviation, minimum, and maximum).

Mercury is the only metal² for which a commercial guideline and various consumption level advisories have been established for fish muscle tissue (BCMOE 2012, Health Canada 2007, MOECC 2015). Health Canada has established a standard of 0.5 mg/kg wet weight (ww) as the maximum acceptable concentration of mercury in commercially sold fish, enforceable by the Canadian Food Inspection Agency (Health Canada 2007). Although this guideline is only applicable to commercially sold fish, 0.5 mg/kg ww is also the level at which the Ontario Ministry of Environment and Climate Change recommends a complete consumption restriction for vulnerable populations (i.e., women of child-bearing age and children under 15; Table 2.1; MOECC 2015). In addition to evaluating mercury concentrations relative to health guidelines, relationships between mercury concentrations in fish muscle tissue and age were explored graphically. Mercury concentrations were also compared to baseline data collected in 2012 (AMEC 2013).

Concentrations of mercury in muscle, liver, and ovary tissue of northern pike and walleye were plotted versus fork length by species and year using scatterplots because mercury is known to bio-accumulate in fish tissue over time (Evers et al. 2011). Concentrations of mercury in muscle were plotted relative to the Health Canada guideline (Health Canada 2007) of

² Here and elsewhere in this document, "metal" includes metalloids, such as arsenic and selenium.



Table 2.1: Fish Consumption Advisories for Vulnerable Populations and for the General Population Based on Fish Tissue Mercury Concentrations (MOECC 2015)

Advisory recommended maximum number of meals per month	Fish tissue mercury concentration (mg/kg w.w.)	
	As consumed by vulnerable populations ^a	As consumed by the general population
32	0	0
16	0.06	0.15
12	0.12	0.3
8	0.16	0.4
4	0.25	0.6
2	-	1.2
0	0.5	1.8

^a i.e., women of child-bearing age and children under 15.

Note: w.w. - wet weight.

0.5 mg/kg ww. Statistical comparisons of concentrations of mercury among years (2012, 2015, 2016, and 2017) were conducted using analysis of covariance (ANCOVA) with fork length as the covariate. An assumption of ANCOVA is that the range of covariate values (i.e., fork length) is similar among groups. The range of fork lengths was truncated for the statistical comparisons to fish greater than 28 cm fork length for northern pike and fish greater than 30 cm fork length for walleye to provide a similar range of fork lengths among years and to remove the influence of small fish in 2012 on the regression coefficients. Fork length and concentrations of mercury were log₁₀-transformed to meet the assumptions of normality of the model residuals.

The ANCOVA analyses were conducted by first testing whether there was a significant interaction between year and fork length in the ANCOVA interaction model (i.e., a test for equal regression slopes among years). If the regression slopes were not significantly different, pairwise comparisons of slopes were conducted among years. For years with significantly different slopes, the conclusion was that there is a difference among years in mean mercury concentration but the magnitude depends on the size of the fish. The magnitude of difference in mercury concentration between years was estimated based on the predicted means from the regression equations at the minimum and maximum values of the range of fork lengths among years. For years with similar regression slopes, a separate ANCOVA was conducted to assess differences in mercury concentration among years.



For ANCOVA models with similar slopes, the ANCOVA parallel slope model was fit. If fork length was not a significant predictor of mercury concentration in the ANCOVA parallel slope model, mercury concentration was compared among years using a t-test. If fork length was a significant predictor of mercury concentration in the ANCOVA parallel slope model, the differences in concentrations of mercury among years were assessed using the year term of the model. Pairwise comparisons among years were conducted using Tukey's honestly significant differences method at the average fork length among all years.

A meaningful ANCOVA analysis of ovary mercury concentrations versus size could not be conducted because too few of the walleye captured in 2017 were mature females and the range of fork lengths of those that were captured were not similar to previous years. Concentrations of mercury in ovary were therefore compared using a Mann-Whitney test on concentration between years.

A magnitude of difference was calculated between years as:

$$\text{Magnitude of Difference} = \frac{\bar{x}_2 - \bar{x}_1}{\bar{x}_1} \times 100\%$$

where \bar{x}_2 is the length-adjusted mean for the ANCOVA in one year, \bar{x}_1 is the length-adjusted mean for the ANCOVA in a previous year. The magnitude of difference was calculated on predicted means from regressions by year for the ANCOVA with significantly different slopes, means for the t-test, and median for the Mann-Whitney test. All statistical comparisons were conducted using a significance level (α) of 0.05.

Concentrations of selenium in muscle of northern pike and walleye were plotted versus fork length by species and year using scatterplots and relative to the British Columbia Ministry of Environment (BCMOE) consumption guidelines. These guidelines were 1.8 mg/kg ww for a high intake diet and 3.6 mg/kg ww for a model intake diet (BCMOE 2012).

Concentrations of other metals in muscle, liver, and ovary tissue were evaluated relative to consumption benchmarks (Table 2.2). These benchmarks were derived based on the lowest reported tolerable daily intake (TDI; Health Canada 2010, IRIS 2017) and established consumption rates for fish eating populations (Richardson 1997, USEPA 1997, OHM 1990, Health Canada 2010), assuming a typical adult body weight of 70 kg, where:

$$\text{Fish Consumption Limit Benchmark} = \text{TDI mg/kg} \times 70 \text{ kg} / \text{consumption rate (kg)}$$

Investigations during the initial environmental assessment (EA) determined that the RRP area does not support a significant commercial or recreational fishery and that no traditional activities are currently undertaken within the RRP area by local First Nation and/or Métis people (AMEC 2014). Further discussion with local First Nations community members in



Table 2.2: Consumption Benchmarks for Metals (including all COPC) in Fish Tissue (mg/kg)

Analyte	Tolerable Daily Intake (mg/kg day) ¹	Fish Concentration Benchmarks (mg/kg) Based on		
		6.5 g/day ²	21.8 g/day ³	111 g/day ⁴
Antimony	0.0004 ⁵	4.3	1.3	0.3
Arsenic	0.0003 ⁵	3.2	1.0	0.2
Barium	0.2 ^{5,6}	2,150	642	126
Beryllium	0.002 ⁵	21.5	6.4	1.3
Boron	0.0175 ⁶	188	56.2	11.0
Cadmium	0.001 ^{5,6}	10.8	3.2	0.6
Chromium	0.001 ⁶	10.8	3.2	0.6
Cobalt	none available	-	-	-
Copper	0.091 ^{6,8}	980	292	57
Iron	none available	-	-	-
Lead	0.0036 ⁶	38.8	11.6	2.3
Manganese	0.122 ^{6,8}	1,310	392	76.9
Molybdenum	0.005 ⁵	53.8	16.1	3.2
Nickel	0.0011 ^{6,7}	11.8	3.5	0.7
Silver	0.005 ⁵	53.8	16.1	3.2
Strontium	0.6 ⁵	6,460	1,930	378
Uranium	0.0006 ⁶	6.5	1.9	0.4
Zinc	0.3 ⁵	3,230	963	189

 Selected benchmark.

Note: COPC - Contaminants of Potential Concern.

¹ Where values were reported by both IRIS (2016) and Health Canada (2010), the lowest value was used to derive a conservative benchmark.

² USEPA (1997) mean consumption rate for general population; mean value for anglers is 8.0 g/day, 95th percentile for anglers is 25 g/day.

³ Upper limit consumption rate for Canadian population based on high caloric intake (OHM 1990). Also the highest consumption level considered in development of fish advisories in Ontario.

⁴ Health Canada (2010) consumption rate for screening level risk assessments, from Richardson (1997). Exceeds the average value for fishing subsistence populations (70 g/day; USEPA 1997).

⁵ IRIS (2018).

⁶ Health Canada (2010).

⁷ Based on nickel chloride.

⁸ Most conservative concentration (tolerable daily intakes are defined on an age-group specific basis).

August 2016 confirmed that the Pinewood River does not support a significant traditional fishery, and that it is only occasionally used for recreational fishing, with most fishing located near the mouth (Minnow 2017b). In light of this, the consumption rate category of 21.8 g/d was used in deriving the benchmarks, representing the upper limit consumption rate for Canadian population based on high caloric intake (Table 2.2; OHM 1990, Richardson 1997).

The consumption rate of 21.8 g/d still results in the derivation of conservative benchmarks, as it is more than double the mean consumption rate for anglers within a general population (8.0 g/d; USEPA 1997). Additionally, 21.8 g/d is the highest consumption level considered in development of fish advisories in Ontario. Benchmarks were derived for COPC where health criteria or TDI values were available (Table 2.2): antimony, arsenic, barium, beryllium, boron, cadmium, chromium, copper, lead, manganese, molybdenum, nickel, silver, strontium, uranium, and zinc. Of the COPC, only cobalt and iron do not have applicable health criteria or TDI values (i.e., benchmarks could not be calculated), so concentrations in fish tissues recorded in 2017 were only compared to baseline data.



3 RESULTS

3.1 Fish Communities and Catch-per-unit-effort

A total of seventeen fish species were captured in the Pinewood River using gill nets and hoop nets (Table 3.1). Northern pike were the most abundant large body fish, followed by rock bass, white sucker, and walleye (Table 3.1). Catch-per-unit-effort was higher in 2017 compared to 2016 for both northern pike and walleye.

3.2 Northern Pike Tissue Quality

3.2.1 Muscle Tissue Chemistry

RRP effluent has had no detectable mercury concentrations (Minnow 2016b), suggesting that effluent may not meaningfully contribute to mercury accumulation in Pinewood River fish. Naturally elevated mercury concentrations are often observed in predatory fish species in northern lakes and depositional rivers due to naturally elevated environmental mercury levels, atmospheric deposition of mercury, and biogeochemical conditions that favour mercury methylation (Evers et al. 2011). Methylated mercury is biomagnified through the food chain resulting in elevated concentrations in predatory fish species such as northern pike and walleye (Evers et al. 2011). In addition to this, methylated mercury has a long residence time in tissues and, with continued exposure, will bioaccumulate over the organism's lifetime (Evers et al. 2011). Bioaccumulation in northern pike in the Pinewood River is characterized by the relationship between mercury concentration in muscle tissue and fish size (i.e., fork length and age; Figures 3.1 and 3.2; Appendix Table B.3).

Northern pike muscle tissue collected in 2017 contained metal concentrations that were below human consumption benchmarks (established in Section 2.3), including average mercury concentration below all consumption guidelines (Table 3.2). However, two large fish (84.9 cm and 63.0 fork lengths) had mercury concentrations above consumption guidelines for vulnerable populations (0.5 mg/kg; Table 3.2; Appendix Table C.5). Despite these exceptions, all mercury concentrations in muscle tissue were well below the complete consumption restriction level for the general population (1.8 mg/kg; Table 2.1, Figures 3.1 and 3.2; MOECC 2015). In addition, all selenium concentrations in muscle tissue were much lower than consumption guidelines (Figure 3.3; BCMOE 2012).

The 2017 mercury concentrations in muscle were compared to 2016, 2015, and baseline data (2012). The assessment was made by comparing concentrations at length, due to the established relationship between mercury concentrations and fish size (Figures 3.1 and 3.2). Comparison with previous data showed that mercury concentrations in muscle have generally remained within



Table 3.1: Summary of Fishing Effort in the Pinewood River, Rainy River Project Fish Monitoring, 2017

a) Fish catch numbers by sampling method.

Size Class	Species	Gill Nets	Hoop Nets	Total Catch
Large Body	Northern Pike	34	14	48
	Walleye	17	17	34
	Black Crappie	2	7	9
	Brown Bullhead	0	1	1
	Burbot	0	3	3
	Rock Bass	7	30	37
	Sauger	2	1	3
	White Sucker	1	34	35
	Yellow Perch	0	6	6
Small Body	Blackside Darter	0	1	1
	Brook Stickleback	0	5	5
	Central Mudminnow	0	3	3
	Creek Chub	0	9	9
	Dace (Juvenile)	0	1	1
	Golden Shiner	0	2	2
	Johnny Darter	0	1	1
	Trout-perch	0	19	19

b) Catch-per-unit-effort (CPUE) by sampling method.

Size Class	Species	Gill Nets (fish per 100 m ² hr) ¹	Hoop Nets (fish per trap*day) ²
Large Body	Northern Pike	1.31	0.32
	Walleye	0.66	0.39
	Black Crappie	0.08	0.16
	Brown Bullhead	0.00	0.02
	Burbot	0.00	0.07
	Rock Bass	0.27	0.69
	Sauger	0.08	0.02
	White Sucker	0.04	0.78
	Yellow Perch	0.00	0.14
Small Body	Blackside Darter	0.00	0.02
	Brook Stickleback	0.00	0.12
	Central Mudminnow	0.00	0.07
	Creek Chub	0.00	0.21
	Dace (Juvenile)	0.00	0.02
	Golden Shiner	0.00	0.05
	Johnny Darter	0.00	0.02
	Trout-perch	0.00	0.44
Total CPUE		2.43	3.55

¹ total effort = 25.9 (length*hours/100 m)

² total effort = 43.4 (trap * days)

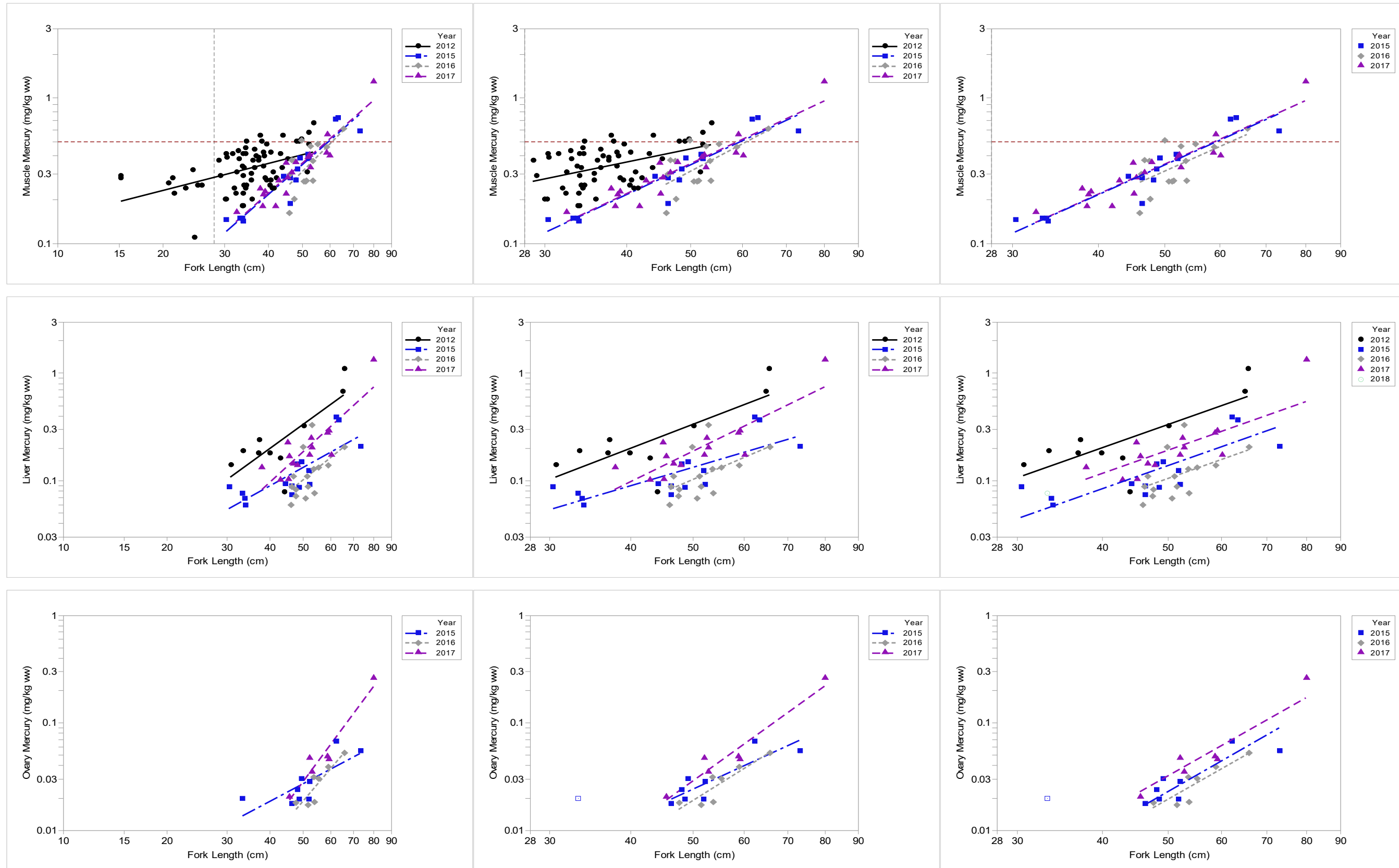


Figure 3.1: Scatterplots of Concentrations of Mercury in Muscle, Liver, and Ovary of Northern Pike from Pinewood River, 2012 to 2017

Notes: Left: all data; Middle: Fish greater than 28 cm fit to ANCOVA interaction model; Right: All fish fit to ANCOVA parallel slope model (2012 excluded for muscle). Y and X axes are log₁₀-scaled. One influential observation (ovary) in 2015 was removed from analysis (plotted as an open symbol). Dashed horizontal line = CFIA Guideline of 0.5 mg/kg ww

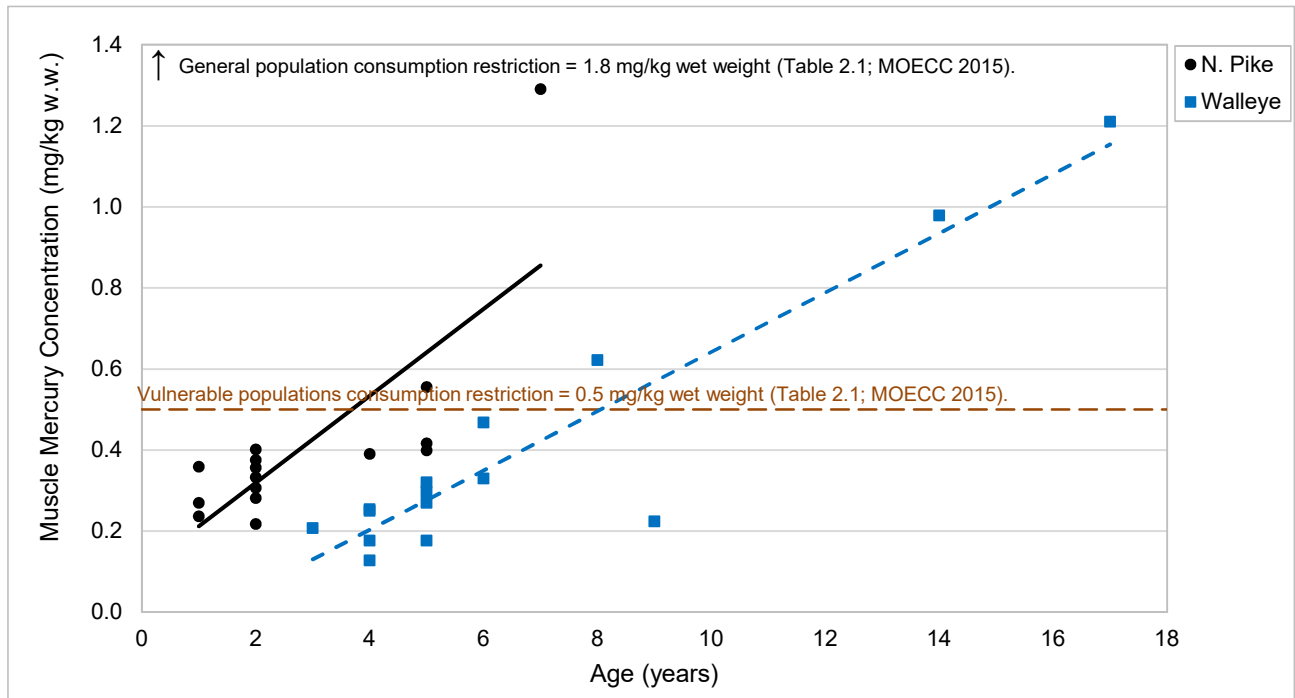


Figure 3.2: Muscle Mercury Concentration versus Age for Sentinel Fish from the Pinewood River, Rainy River Project Fish Quality Tissue Monitoring, 2017

Note: N. Pike denotes Northern Pike

Table 3.2: Metal Concentrations in Northern Pike Muscle Tissue, Rainy River Project Fish Tissue Quality Monitoring, 2017

Parameter	Lowest Detection Limit	Units	Benchmark ^{1,2}	Average (n=15)	SD	Minimum	Maximum
% Moisture	0.25	%	-	79.0	1.0	77.5	80.8
Aluminum (Al)	2.0	mg/kg w.w.	-	0.4	0.02	<0.4	0.5
Antimony (Sb)	0.010	mg/kg w.w.	1.3	<0.002	0	<0.002	<0.002
Arsenic (As)	0.020	mg/kg w.w.	1.0	0.070	0.024	0.041	0.129
Barium (Ba)	0.050	mg/kg w.w.	642	0.085	0.036	0.042	0.178
Beryllium (Be)	0.010	mg/kg w.w.	6.4	<0.002	0	<0.002	<0.002
Bismuth (Bi)	0.010	mg/kg w.w.	-	0.002	0.0007	<0.002	0.005
Boron (B)	1.0	mg/kg w.w.	56.2	<0.2	0	<0.2	<0.2
Cadmium (Cd)	0.0050	mg/kg w.w.	3.2	0.0010	0.0001	<0.001	0.0014
Calcium (Ca)	20	mg/kg w.w.	-	492	346	117	1,060
Cesium (Cs)	0.0050	mg/kg w.w.	-	0.0085	0.0024	0.0055	0.0133
Chromium (Cr)	0.050	mg/kg w.w.	3.2	0.013	0.007	<0.01	0.030
Cobalt (Co)	0.020	mg/kg w.w.	-	0.004	0.0007	<0.004	0.007
Copper (Cu)	0.10	mg/kg w.w.	292	0.15	0.08	0.09	0.39
Iron (Fe)	3.0	mg/kg w.w.	-	1.7	0.55	1.1	3.0
Lead (Pb)	0.020	mg/kg w.w.	11.6	0.004	0.0013	<0.004	0.009
Lithium (Li)	0.50	mg/kg w.w.	-	<0.1	0	<0.1	<0.1
Magnesium (Mg)	2.0	mg/kg w.w.	-	313	21	275	354
Manganese (Mn)	0.050	mg/kg w.w.	392	0.52	0.39	0.111	1.30
Mercury (Hg)	0.0050	mg/kg w.w.	0.5	0.41	0.26	0.22	1.29
Molybdenum (Mo)	0.020	mg/kg w.w.	16.1	<0.004	0	<0.004	<0.004
Nickel (Ni)	0.20	mg/kg w.w.	3.5	<0.04	0	<0.04	<0.04
Phosphorus (P)	10	mg/kg w.w.	-	2,505	263	2,200	3,140
Potassium (K)	20	mg/kg w.w.	-	4,288	236	3,840	4,790
Rubidium (Rb)	0.050	mg/kg w.w.	-	5.7	0.80	4.6	7.5
Selenium (Se)	0.050	mg/kg w.w.	3.6	0.16	0.022	0.13	0.21
Sodium (Na)	20	mg/kg w.w.	-	291	116	128	488
Strontium (Sr)	0.050	mg/kg w.w.	1,930	0.242	0.211	0.024	0.72
Tellurium (Te)	0.020	mg/kg w.w.	-	<0.004	0	<0.004	<0.004
Thallium (Tl)	0.0020	mg/kg w.w.	-	0.0026	0.0008	0.0014	0.0047
Tin (Sn)	0.10	mg/kg w.w.	-	<0.02	0	<0.02	<0.02
Uranium (U)	0.0020	mg/kg w.w.	1.9	0.0004	0.00001	<0.0004	0.0004
Vanadium (V)	0.10	mg/kg w.w.	-	<0.02	0	<0.02	<0.02
Zinc (Zn)	0.50	mg/kg w.w.	963	3.6	0.6	2.9	5.0
Zirconium (Zr)	0.20	mg/kg w.w.	-	<0.04	0	<0.04	<0.04

Note: SD - Standard Deviation.

█ Indicates value greater than benchmark.

¹ Mercury guideline for women of child-bearing age and children under 15 (see Table 2.1, MOECC 2015).

² See Table 2.2 for Consumption Benchmark References.

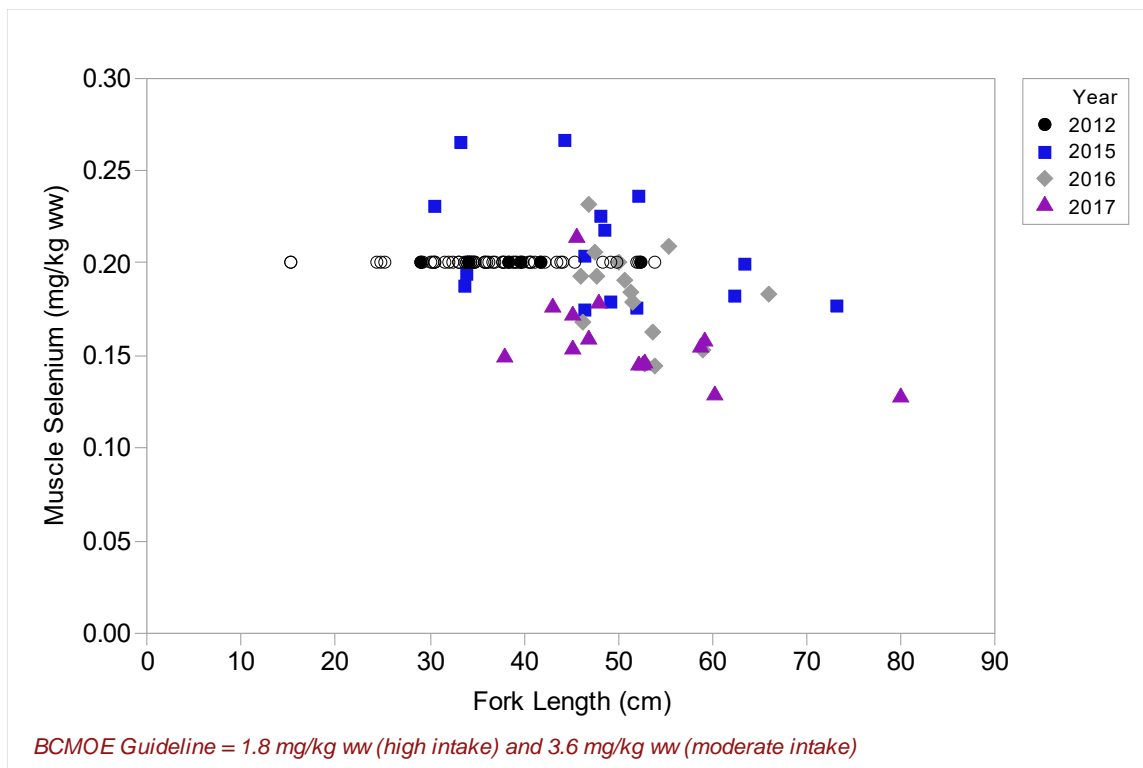


Figure 3.3: Scatterplots of Concentrations of Selenium in Muscle of Northern Pike from Pinewood River, 2012 to 2017

Notes: Concentrations below the lowest detection limit (LDL) are plotted as open symbols at the LDL.

the same range or lower, despite notably different maximum sizes/ages (Figure 3.1 and Table 3.3; AMEC 2013). The longest/oldest northern pike captured in the 2017 was bigger than the longest/oldest captured in previous studies (Figure 3.1). Metal concentrations in northern pike muscle tissue in 2017 were within the range of baseline (2012), 2015, and 2016 concentrations (Table 3.3; AMEC 2013).

The relationship between mercury concentrations in muscle and length were compared statistically among baseline (2012) and the three Fish Tissue Monitoring Programs (2015, 2016, and 2017; Table 3.4). Mercury concentrations in muscle did not significantly differ among 2015, 2016, and 2017 fish, but all were significantly lower than baseline (2012; Table 3.4; Figure 3.1).

3.2.2 Liver and Ovary Tissue Chemistry

Fish liver tissue is not recommended for human consumption (MOECC 2015). Discussion with local First Nations community members in August 2016 indicated that organs of fish caught in the Pinewood River are not regularly eaten by community members (Minnow 2017b). It is unclear whether livers are included with canned northern pike, a process which includes 80% of the fish



Table 3.3: Concentrations (mean ± standard deviation) of Contaminants of Potential Concern (COPCs) in Northern Pike Muscle Tissue, Comparing Baseline (2012) and Construction/Operations (2015, 2016, 2017) Data, Rainy River Project Fish Tissue Quality Monitoring

COPC	Units	Benchmark ^{1,2}	Baseline 2012 Data (n = 70; AMEC 2013)	2015 Data (n = 15; Minnow 2016)	2016 Data (n = 15; This Study)	2017 Data (n = 15; This Study)
Arsenic (As)	mg/kg w.w.	1.0	0.10 ± 0	0.093 ± 0.021	0.086 ± 0.037	0.070 ± 0.024
Boron (B)	mg/kg w.w.	56.2	<0.50 ± 0	<0.22 ± 0.011	<0.21 ± 0.012	<0.2 ± 0
Cadmium (Cd)	mg/kg w.w.	3.2	<0.01 ± 0	0.0018 ± 0.0016	0.0013 ± 0.00077	0.0010 ± 0.0001
Chromium (Cr)	mg/kg w.w.	3.2	<0.30 ± 0	0.024 ± 0.023	0.022 ± 0.023	0.013 ± 0.007
Cobalt (Co)	mg/kg w.w.	-	0.01 ± 0.00051	0.0045 ± 0.00024	0.0044 ± 0.00034	0.0042 ± 0.0007
Copper (Cu)	mg/kg w.w.	292	0.51 ± 0.048	0.18 ± 0.041	0.15 ± 0.030	0.15 ± 0.08
Iron (Fe)	mg/kg w.w.	-	3.23 ± 0.52	2.76 ± 0.88	1.69 ± 0.38	1.71 ± 0.55
Lead (Pb)	mg/kg w.w.	11.6	0.03 ± 0	0.012 ± 0.018	<0.0043 ± 0.00024	0.0043 ± 0.0013
Manganese (Mn)	mg/kg w.w.	392	0.78 ± 0.73	0.44 ± 0.25	0.36 ± 0.22	0.52 ± 0.39
Mercury (Hg)	mg/kg w.w.	0.5	0.34 ± 0.11	0.34 ± 0.20	0.36 ± 0.13	0.41 ± 0.26
Molybdenum (Mo)	mg/kg w.w.	16.1	0.05 ± 0.012	0.0056 ± 0.0020	<0.0043 ± 0.00024	<0.004 ± 0
Nickel (Ni)	mg/kg w.w.	3.5	0.10 ± 0.44	<0.044 ± 0.0021	<0.043 ± 0.0024	<0.04 ± 0
Selenium (Se)	mg/kg w.w.	16.1	0.20 ± 0.017	0.21 ± 0.031	0.18 ± 0.023	0.16 ± 0.022
Zinc (Zn)	mg/kg w.w.	963	5.0 ± 1.8	4.6 ± 2.6	4.1 ± 1.0	3.6 ± 0.6

Note: w.w. - wet weight.

█ Indicates value greater than benchmark.

¹ Mercury guideline for women of child-bearing age and children under 15 (see Table 2.1; MOECC 2015).

² See Table 2.2 for Consumption Benchmark References.

Table 3.4: Results of Statistical Comparisons of Concentrations of Mercury in Muscle, Liver, and Ovary of Northern Pike from Pinewood River, 2012 to 2017

Species	Tissue	Variables		Data Set	n				Test	ANCOVA Interaction Model	ANCOVA Parallel Slope Model	Covariate Value ^a Fork Length (cm)	Statistic	Value of Statistic (Mean or Median) ^b Hg (mg/kg ww)				Test P-value	Pairwise Comparisons ^c			
		Response	Covariate		2012	2015	2016	2017		Interaction P-value	Covariate P-value			2012	2015	2016	2017		2012	2015	2016	2017
Northern Pike	Muscle	log ₁₀ [Hg (mg/kg ww)]	log ₁₀ [Fork Length (cm)]	Fork Length > 28 cm	60	15	15	19	ANCOVA	0.001	-	28.8	Predicted Mean	0.268	0.109	nc ^d	0.109	-	Slope (a)	Slope (b)	Slope (ab)	Slope (b)
				Years 2015, 2016, 2017	-	15	15	19	ANCOVA	0.889	<0.001	48.2	Length-adjusted Mean	-	0.321	0.291	0.326		0.327	-	A	A
	Liver	log ₁₀ [Hg (mg/kg ww)]	log ₁₀ [Fork Length (cm)]	All	10	15	15	14	ANCOVA	0.449	<0.001	48.2	Length-adjusted Mean	0.307	0.128	0.0963	0.176	<0.001	A	BC	C	B
	Ovary	log ₁₀ [Hg (mg/kg ww)]	log ₁₀ [Fork Length (cm)]	All	-	8 ^e	7	6	ANCOVA	0.198	<0.001	54.8	Length-adjusted Mean	-	0.0320	0.0270	0.0446	0.010	-	AB	B	A

■ P-value < 0.05

^a Covariate value that corresponds to the adjusted means or predicted means in the ANCOVA

^b Mean reported for t-test; length-adjusted mean or predicted mean reported for ANCOVA, median reported for Mann-Whitney test


^c Years that share a letter (A,B,C) are not significantly different ($\alpha = 0.05$); Slopes that share a letter (a,b) are not significantly different ($\alpha = 0.05$)

^d nc = not calculated because the predicted mean would be extrapolated far beyond the minimum fork length observed in 2016

^e one influential observation was removed from 2015 at a fork length of 33.1 cm

Table 3.4: Results of Statistical Comparisons of Concentrations of Mercury in Muscle, Liver, and Ovary of Northern Pike from Pinewood River, 2012 to 2017

Species	Tissue	Variables		Data Set	n				Test	Magnitude of Difference (%)					
		Response	Covariate		2012	2015	2016	2017		2017 Relative to:			2016 Relative to:		2015 Relative to 2012
										2012	2015	2016	2012	2015	
Northern Pike	Muscle	log ₁₀ [Hg (mg/kg ww)]	log ₁₀ [Fork Length (cm)]	Fork Length > 28 cm	60	15	15	19	ANCOVA	-59	-	-	nc ^d	-	-59
				Years 2015, 2016, 2017	-	15	15	19	ANCOVA	-13	-	-	-21	-	-15
	Liver	log ₁₀ [Hg (mg/kg ww)]	log ₁₀ [Fork Length (cm)]	All	10	15	15	14	ANCOVA	-	1.6	12	-	-9.2	-
	Ovary	log ₁₀ [Hg (mg/kg ww)]	log ₁₀ [Fork Length (cm)]	All	-	8 ^e	7	6	ANCOVA	-43	38	83	-69	-24	-58

 P-value < 0.05

^a Covariate value that corresponds to the adjusted means or predicted means in the ANCOVA

^b Mean reported for t-test; length-adjusted mean or predicted mean reported for ANCOVA, median reported for Mann-Whitney test

^c Years that share a letter (A,B,C) are not significantly different ($\alpha = 0.05$); Slopes that share a letter (a,b) are not significantly different ($\alpha = 0.05$)

^d nc = not calculated because the predicted mean would be extrapolated far beyond the minimum fork length observed in 2016

^e one influential observation was removed from 2015 at a fork length of 33.1 cm

(Minnow 2017b). However, since RRP has regulatory requirements to monitor for key contaminants in northern pike and walleye livers, concentrations of metals in livers were screened against benchmarks to provide perspective on whether this tissue is edible based on chemical quality. Many metals are known to accumulate to higher concentrations in liver tissue than in muscle tissue (e.g., chromium, lead), and liver is more likely to contain quantifiable chemical concentrations.

Northern pike liver tissue collected in 2017 contained average metal concentrations that were well below human consumption benchmarks for metals with established TDI values or a commercial/provincial guideline; however, one selenium and one mercury sample in two different northern pike were higher than consumption guidelines (Table 3.5; Appendix Table C.6). Compared temporally, 2017 metal concentrations in liver were within the range of data from previous studies (2012, 2015, and 2016) for all metals (Table 3.6; AMEC 2013).

Similar to muscle, 2017 mercury concentrations in liver were compared statistically among the 2012, 2015, and 2016 data. Mercury concentrations in liver in 2017 were similar to those in 2015, but greater than those in 2016 (Table 3.4). As with muscle, mercury concentrations in 2015 to 2017 were significantly lower than baseline (2012; Table 3.4; Figure 3.1).

Discussion with local First Nations community members in August 2016 indicated that roe of fish caught in the Pinewood River is not regularly eaten by community members (Minnow 2017b). Despite this, concentrations of metals in ovaries were screened against benchmarks to provide perspective on whether this tissue would be safe to eat based on chemical quality. Some metals are known to accumulate to higher concentrations in ovary tissue than in muscle tissue (e.g., selenium).

Screening of 2017 ovary tissue results showed that ovaries contained metal concentrations that were below human consumption benchmarks for metals with established TDI values or a provincial/commercial guideline (Table 3.7; Appendix Table C.7). Average ovary concentrations of northern pike collected in 2017 were within the range of fish collected in 2015 and 2016 for all metals (Table 3.8).

As with muscle and liver, mercury concentrations in ovary tissue were compared statistically among the three Fish Tissue Monitoring Programs³ (2015, 2016, and 2017). Mercury concentrations in ovary tissue followed the same pattern as liver concentrations, with 2017 concentrations significantly higher than 2016 fish, but not 2015 fish (Table 3.4, Figure 3.1).

³ Ovary tissue was not collected in 2012.



Table 3.5: Metal Concentrations in Northern Pike Liver Tissue, Rainy River Project Fish Tissue Quality Monitoring, 2017

Parameter	Lowest Detection Limit	Units	Benchmark ^{1,2}	Average (n=15)	SD	Minimum	Maximum
% Moisture	0.25	%	-	70.6	5.2	61.6	77.6
Aluminum (Al)	2.0	mg/kg w.w.	-	1.4	0.5	0.8	2.5
Antimony (Sb)	0.010	mg/kg w.w.	1.3	0.002	0.001	<0.002	0.005
Arsenic (As)	0.020	mg/kg w.w.	1.0	0.037	0.018	0.017	0.090
Barium (Ba)	0.050	mg/kg w.w.	642	0.105	0.040	0.044	0.180
Beryllium (Be)	0.010	mg/kg w.w.	6.4	<0.002	0	<0.002	<0.002
Bismuth (Bi)	0.010	mg/kg w.w.	-	0.006	0.002	<0.003	0.012
Boron (B)	1.0	mg/kg w.w.	56.2	<0.2	0	<0.2	<0.2
Cadmium (Cd)	0.0050	mg/kg w.w.	3.2	0.102	0.050	0.0226	0.206
Calcium (Ca)	20	mg/kg w.w.	-	57	63	30	283
Cesium (Cs)	0.0050	mg/kg w.w.	-	0.0036	0.0013	0.00200	0.0067
Chromium (Cr)	0.050	mg/kg w.w.	3.2	0.04	0.07	<0.01	0.30
Cobalt (Co)	0.020	mg/kg w.w.	-	0.059	0.0211	0.0320	0.122
Copper (Cu)	0.10	mg/kg w.w.	292	30.9	9.4	15.5	46
Iron (Fe)	3.0	mg/kg w.w.	-	150	110	26	369
Lead (Pb)	0.020	mg/kg w.w.	11.6	0.01	0.003	<0.004	0.01
Lithium (Li)	0.50	mg/kg w.w.	-	<0.1	0	<0.1	<0.1
Magnesium (Mg)	2.0	mg/kg w.w.	-	162	22	127	202
Manganese (Mn)	0.050	mg/kg w.w.	392	1.24	0.39	0.81	2.2
Mercury (Hg)	0.0050	mg/kg w.w.	0.5	0.26	0.30	0.10	1.32
Molybdenum (Mo)	0.020	mg/kg w.w.	16.1	0.206	0.061	0.115	0.298
Nickel (Ni)	0.20	mg/kg w.w.	3.5	0.048	0.03	<0.04	0.16
Phosphorus (P)	10	mg/kg w.w.	-	2,860	427	2,220	3,800
Potassium (K)	20	mg/kg w.w.	-	2,838	369	2,200	3,640
Rubidium (Rb)	0.050	mg/kg w.w.	-	6.1	1.18	4.5	8.1
Selenium (Se)	0.050	mg/kg w.w.	3.6	2.20	0.70	1.37	4.4
Sodium (Na)	20	mg/kg w.w.	-	772	201	484	1,060
Strontium (Sr)	0.050	mg/kg w.w.	1,930	0.045	0.060	0.020	0.259
Tellurium (Te)	0.020	mg/kg w.w.	-	0.0045	0.0010	<0.0040	0.0079
Thallium (Tl)	0.0020	mg/kg w.w.	-	0.0033	0.0010	0.00118	0.0049
Tin (Sn)	0.10	mg/kg w.w.	-	0.021	0.0021	<0.020	0.026
Uranium (U)	0.0020	mg/kg w.w.	1.9	0.0007	0.0005	<0.0004	0.0023
Vanadium (V)	0.10	mg/kg w.w.	-	0.27	0.19	0.06	0.83
Zinc (Zn)	0.50	mg/kg w.w.	963	45	5.9	32	56
Zirconium (Zr)	0.20	mg/kg w.w.	-	<0.04	0	<0.04	<0.04

Note: SD - Standard Deviation.

█ Indicates value greater than benchmark.


¹ Mercury guideline for women of child-bearing age and children under 15 (see Table 2.1, MOECC 2015).

² See Table 2.2 for Consumption Benchmark References.

Table 3.6: Concentrations (mean ± standard deviation) of Contaminants of Potential Concern (COPCs) in Northern Pike Liver Tissue, Comparing Baseline (2012) and Construction/Operations (2015, 2016, 2017) Data, Rainy River Project Fish Tissue Quality Monitoring

COPC	Units	Benchmark ^{1,2}	Baseline 2012 Data (n = 70; AMEC 2013)	2015 Data (n = 15; Minnow 2016)	2016 Data (n = 15; Minnow 2017)	2017 Data (n = 15; This Study)
Arsenic (As)	mg/kg w.w.	1.0	0.10 ± 0.013	0.044 ± 0.020	0.040 ± 0.012	0.037 ± 0.018
Boron (B)	mg/kg w.w.	56.2	<0.50 ± 0	<0.28 ± 0.058	<0.26 ± 0.047	<0.2 ± 0
Cadmium (Cd)	mg/kg w.w.	3.2	0.051 ± 0.050	0.054 ± 0.038	0.073 ± 0.048	0.102 ± 0.050
Chromium (Cr)	mg/kg w.w.	3.2	<0.30 ± 0	0.039 ± 0.039	0.023 ± 0.020	0.036 ± 0.073
Cobalt (Co)	mg/kg w.w.	-	0.056 ± 0.057	0.043 ± 0.017	0.050 ± 0.017	0.059 ± 0.021
Copper (Cu)	mg/kg w.w.	292	13 ± 9.3	25 ± 12	24 ± 11	31 ± 9
Iron (Fe)	mg/kg w.w.	-	112 ± 73	122 ± 112	203 ± 169	150 ± 110
Lead (Pb)	mg/kg w.w.	11.6	0.031 ± 0.0075	0.044 ± 0.13	0.0071 ± 0.0044	0.0061 ± 0.0027
Manganese (Mn)	mg/kg w.w.	392	1.5 ± 0.49	1.4 ± 0.58	1.1 ± 0.35	1.2 ± 0.39
Mercury (Hg)	mg/kg w.w.	0.5	0.18 ± 0.16	0.14 ± 0.10	0.13 ± 0.071	0.26 ± 0.299
Molybdenum (Mo)	mg/kg w.w.	16.1	0.17 ± 0.046	0.15 ± 0.042	0.18 ± 0.051	0.21 ± 0.061
Nickel (Ni)	mg/kg w.w.	3.5	0.05 ± 0	<0.057 ± 0.012	0.053 ± 0.011	0.048 ± 0.030
Selenium (Se)	mg/kg w.w.	16.1	1.3 ± 0.39	1.5 ± 0.38	1.8 ± 0.42	2.2 ± 0.70
Zinc (Zn)	mg/kg w.w.	963	34 ± 13	47 ± 16	38 ± 9.2	45 ± 5.9

Note: w.w. - wet weight.

 Indicates value greater than benchmark.

¹ Mercury guideline for women of child-bearing age and children under 15 (see Table 2.1; MOECC 2015).

² See Table 2.2 for Consumption Benchmark References.

Table 3.7: Metal Concentrations in Northern Pike Ovary Tissue, Rainy River Project Fish Tissue Quality Monitoring, 2017

Parameter	Lowest Detection Limit	Units	Benchmark ^{1,2}	Average (n=7)	SD	Minimum	Maximum
% Moisture	0.25	%	-	83.0	2.4	78.9	86.3
Aluminum (Al)	2.0	mg/kg w.w.	-	0.6	0.2	<0.4	0.8
Antimony (Sb)	0.010	mg/kg w.w.	1.3	<0.002	0	<0.002	<0.002
Arsenic (As)	0.020	mg/kg w.w.	1.0	0.019	0.004	0.013	0.025
Barium (Ba)	0.050	mg/kg w.w.	642	0.046	0.030	<0.010	0.090
Beryllium (Be)	0.010	mg/kg w.w.	6.4	<0.002	0	<0.002	<0.002
Bismuth (Bi)	0.010	mg/kg w.w.	-	<0.002	0	<0.002	<0.002
Boron (B)	1.0	mg/kg w.w.	56.2	<0.2	0	<0.2	<0.2
Cadmium (Cd)	0.0050	mg/kg w.w.	3.2	0.0098	0.0031	0.0042	0.0133
Calcium (Ca)	20	mg/kg w.w.	-	148	70	75	281
Cesium (Cs)	0.0050	mg/kg w.w.	-	0.0063	0.0015	0.0042	0.0088
Chromium (Cr)	0.050	mg/kg w.w.	3.2	<0.01	0	<0.01	<0.01
Cobalt (Co)	0.020	mg/kg w.w.	-	0.054	0.0161	0.028	0.082
Copper (Cu)	0.10	mg/kg w.w.	292	0.94	0.145	0.76	1.13
Iron (Fe)	3.0	mg/kg w.w.	-	40	11.0	20	53
Lead (Pb)	0.020	mg/kg w.w.	11.6	<0.004	0	<0.004	<0.004
Lithium (Li)	0.50	mg/kg w.w.	-	<0.1	0	<0.1	<0.1
Magnesium (Mg)	2.0	mg/kg w.w.	-	219	34	181	284
Manganese (Mn)	0.050	mg/kg w.w.	392	22	5.1	13	30
Mercury (Hg)	0.0050	mg/kg w.w.	0.5	0.07	0.08	0.02	0.26
Molybdenum (Mo)	0.020	mg/kg w.w.	16.1	0.041	0.0138	0.016	0.055
Nickel (Ni)	0.20	mg/kg w.w.	3.5	<0.04	0	<0.04	<0.04
Phosphorus (P)	10	mg/kg w.w.	-	3,027	164	2,820	3,340
Potassium (K)	20	mg/kg w.w.	-	3,904	148	3,730	4,160
Rubidium (Rb)	0.050	mg/kg w.w.	-	6.0	0.69	5.0	7.0
Selenium (Se)	0.050	mg/kg w.w.	3.6	1.17	0.98	0.53	3.36
Sodium (Na)	20	mg/kg w.w.	-	860	109	743	1,030
Strontium (Sr)	0.050	mg/kg w.w.	1,930	0.082	0.045	0.039	0.158
Tellurium (Te)	0.020	mg/kg w.w.	-	<0.004	0	<0.004	<0.004
Thallium (Tl)	0.0020	mg/kg w.w.	-	0.0041	0.0007	0.0026	0.0046
Tin (Sn)	0.10	mg/kg w.w.	-	0.021	0.0015	<0.020	0.024
Uranium (U)	0.0020	mg/kg w.w.	1.9	<0.0004	0	<0.0004	<0.0004
Vanadium (V)	0.10	mg/kg w.w.	-	0.03	0.02	<0.02	0.07
Zinc (Zn)	0.50	mg/kg w.w.	963	69	7.8	58	80
Zirconium (Zr)	0.20	mg/kg w.w.	-	<0.04	0	<0.04	<0.04

Note: SD - Standard Deviation.

█ Indicates value greater than benchmark.

¹ Mercury guideline for women of child-bearing age and children under 15 (see Table 2.1, MOECC 2015).

² See Table 2.2 for Consumption Benchmark References.

Table 3.8: Concentrations (mean ± standard deviation) of Contaminants of Potential Concern (COPCs) in Northern Pike Ovary Tissue, Comparing Baseline (2012) and Construction/Operations (2015, 2016, 2017) Data, Rainy River Project Fish Tissue Quality Monitoring

COPC	Units	Benchmark ^{1,2}	2015 Data (n = 9; Minnow 2016)	2016 Data (n = 7; Minnow 2017)	2017 Data (n = 7; This Study)
Arsenic (As)	mg/kg w.w.	1.0	0.025 ± 0.0056	0.022 ± 0.011	0.019 ± 0.004
Boron (B)	mg/kg w.w.	56.2	<0.22 ± 0.026	<0.2 ± 0.01	<0.2 ± 0
Cadmium (Cd)	mg/kg w.w.	3.2	0.0076 ± 0.0026	0.0060 ± 0.0025	0.0098 ± 0.0031
Chromium (Cr)	mg/kg w.w.	3.2	0.017 ± 0.012	0.018 ± 0.012	<0.01 ± 0
Cobalt (Co)	mg/kg w.w.	-	0.067 ± 0.015	0.057 ± 0.0191	0.054 ± 0.0161
Copper (Cu)	mg/kg w.w.	292	1.18 ± 0.160	1.26 ± 0.137	0.94 ± 0.145
Iron (Fe)	mg/kg w.w.	-	54.9 ± 11.1	52 ± 8.3	40 ± 11.0
Lead (Pb)	mg/kg w.w.	11.6	0.0076 ± 0.0071	<0.004 ± 0.0002	<0.004 ± 0
Manganese (Mn)	mg/kg w.w.	392	35.4 ± 11.8	34 ± 6.8	22 ± 5.1
Mercury (Hg)	mg/kg w.w.	0.5	0.0310 ± 0.0176	0.029 ± 0.013	0.070 ± 0.083
Molybdenum (Mo)	mg/kg w.w.	16.1	0.042 ± 0.0073	0.053 ± 0.0101	0.041 ± 0.0138
Nickel (Ni)	mg/kg w.w.	3.5	<0.044 ± 0.0053	0.04 ± 0.007	<0.04 ± 0
Selenium (Se)	mg/kg w.w.	16.1	1.17 ± 0.287	0.97 ± 0.35	1.17 ± 0.98
Zinc (Zn)	mg/kg w.w.	963	80.0 ± 19.8	70 ± 12.5	69 ± 7.8

Note: w.w. - wet weight.

█ Indicates value greater than benchmark.

¹ Mercury guideline for women of child-bearing age and children under 15 (see Table 2.1; MOECC 2015).

² See Table 2.2 for Consumption Benchmark References.

3.3 Walleye Tissue Quality

3.3.1 Muscle Tissue Chemistry

Average metal results in walleye muscle for 2017 were below human consumption benchmarks, however mercury concentrations in three large individuals were above consumption guidelines for vulnerable populations (0.5 mg/kg; Table 3.9; Appendix Table C.5). Despite these higher mercury concentrations, all walleye muscle tissue were well below the complete consumption restriction level for the general population (1.8 mg/kg; Table 2.1, Figure 3.4; MOECC 2015). Average metal concentrations in 2017 walleye muscle tissue were within the range of baseline (2012), 2015, and 2016 data for all metals (Table 3.10; AMEC 2013). Additionally, selenium concentrations in walleye muscle tissue were much lower than consumption guidelines (Figure 3.5).

The 2017 mercury concentrations in muscle were compared to previous data (2016, 2015, and baseline; Figure 3.4). Similar to northern pike, the assessment was made by comparing concentrations at length. Comparison with previous data showed that concentrations have generally remained within the same range or lower, despite notably different maximum sizes/ages (Figures 3.2 and 3.4; AMEC 2013). As with northern pike, the longest/oldest walleye captured in the 2017 study was bigger than the longest/oldest captured in previous studies (2012, 2015, and 2016). Walleye muscle tissue typically exhibits the same relationship as northern pike between muscle tissue mercury concentrations and fish size (Figures 3.2 and 3.4; Appendix Table B.4).

As with northern pike, the relationship between mercury concentrations in muscle and length were compared statistically among baseline data (2012) and the three subsequent years of monitoring (2015, 2016, and 2017; Table 3.11). The relationship between tissue mercury concentration and walleye size was notably different in 2016 than in 2017 and baseline, with no apparent increase in concentrations with size evident in 2016 (Figure 3.4). Examination of the data plots suggests similar mercury concentrations among years in smaller fish, but lower concentrations in larger fish in 2016 (leveraged by two large fish Figure 3.4). Mercury concentrations in walleye muscle tissue were significantly lower in 2017 than baseline (Table 3.11, Figure 3.4).

3.3.2 Liver and Ovary Tissue Chemistry

Average 2017 liver tissue metal concentrations were below human consumption benchmarks for metals with established TDI values or a commercial/provincial guidelines; however, one liver mercury concentration from a large female (the largest walleye of 2017) was higher than consumption guidelines for vulnerable populations (0.5 mg/kg; Table 3.12; Appendix Tables B.4 and C.6). As with muscle, average metal concentrations in liver for 2017 were within the range of 2016, 2015, and baseline (2012) data for all metals (Table 3.13; AMEC 2013).



Table 3.9: Metal Concentrations in Walleye Muscle Tissue, Rainy River Project Fish Tissue Quality Monitoring, 2017

Parameter	Lowest Detection Limit	Units	Benchmark ^{1,2}	Average (n=15)	SD	Minimum	Maximum
% Moisture	0.25	%	-	79.3	1.0	77.8	81.3
Aluminum (Al)	2.0	mg/kg w.w.	-	0.5	0.1	<0.4	0.9
Antimony (Sb)	0.010	mg/kg w.w.	1.3	<0.002	0	<0.002	<0.002
Arsenic (As)	0.020	mg/kg w.w.	1.0	0.046	0.020	0.021	0.092
Barium (Ba)	0.050	mg/kg w.w.	642	0.017	0.009	<0.010	0.038
Beryllium (Be)	0.010	mg/kg w.w.	6.4	<0.002	0	<0.002	<0.002
Bismuth (Bi)	0.010	mg/kg w.w.	-	0.003	0.0009	<0.002	0.005
Boron (B)	1.0	mg/kg w.w.	56.2	<0.2	0	<0.2	<0.2
Cadmium (Cd)	0.0050	mg/kg w.w.	3.2	0.0010	0.0002	<0.0010	0.0017
Calcium (Ca)	20	mg/kg w.w.	-	217	102	85	357
Cesium (Cs)	0.0050	mg/kg w.w.	-	0.0099	0.0042	0.005	0.0173
Chromium (Cr)	0.050	mg/kg w.w.	3.2	0.010	0.0005	<0.010	0.012
Cobalt (Co)	0.020	mg/kg w.w.	-	<0.004	0	<0.004	<0.004
Copper (Cu)	0.10	mg/kg w.w.	292	0.121	0.017	0.088	0.16
Iron (Fe)	3.0	mg/kg w.w.	-	1.6	0.4	1.11	2.5
Lead (Pb)	0.020	mg/kg w.w.	11.6	0.0052	0.0014	<0.0040	0.0079
Lithium (Li)	0.50	mg/kg w.w.	-	<0.1	0	<0.1	<0.1
Magnesium (Mg)	2.0	mg/kg w.w.	-	296	26	241	330
Manganese (Mn)	0.050	mg/kg w.w.	392	0.13	0.04	0.06	0.22
Mercury (Hg)	0.0050	mg/kg w.w.	0.5	0.39	0.31	0.13	1.21
Molybdenum (Mo)	0.020	mg/kg w.w.	16.1	<0.004	0	<0.004	<0.004
Nickel (Ni)	0.20	mg/kg w.w.	3.5	0.07	0.12	<0.04	0.50
Phosphorus (P)	10	mg/kg w.w.	-	2,363	132	2,200	2,630
Potassium (K)	20	mg/kg w.w.	-	4,427	319	3,790	4,870
Rubidium (Rb)	0.050	mg/kg w.w.	-	9.9	3.01	6.25	16.60
Selenium (Se)	0.050	mg/kg w.w.	3.6	0.22	0.04	0.15	0.30
Sodium (Na)	20	mg/kg w.w.	-	253	49	178	340
Strontium (Sr)	0.050	mg/kg w.w.	1,930	0.059	0.039	<0.010	0.120
Tellurium (Te)	0.020	mg/kg w.w.	-	<0.004	0	<0.004	<0.004
Thallium (Tl)	0.0020	mg/kg w.w.	-	0.0022	0.00051	0.0014	0.0030
Tin (Sn)	0.10	mg/kg w.w.	-	<0.02	0	<0.02	<0.02
Uranium (U)	0.0020	mg/kg w.w.	1.9	<0.0004	0	<0.0004	<0.0004
Vanadium (V)	0.10	mg/kg w.w.	-	<0.02	0	<0.02	<0.02
Zinc (Zn)	0.50	mg/kg w.w.	963	2.6	0.3	2.2	3.2
Zirconium (Zr)	0.20	mg/kg w.w.	-	<0.04	0	<0.04	<0.04

Note: SD - Standard Deviation.

█ Indicates value greater than benchmark.

¹ Mercury guideline for women of child-bearing age and children under 15 (see Table 2.1, MOECC 2015).

² See Table 2.2 for Consumption Benchmark References.

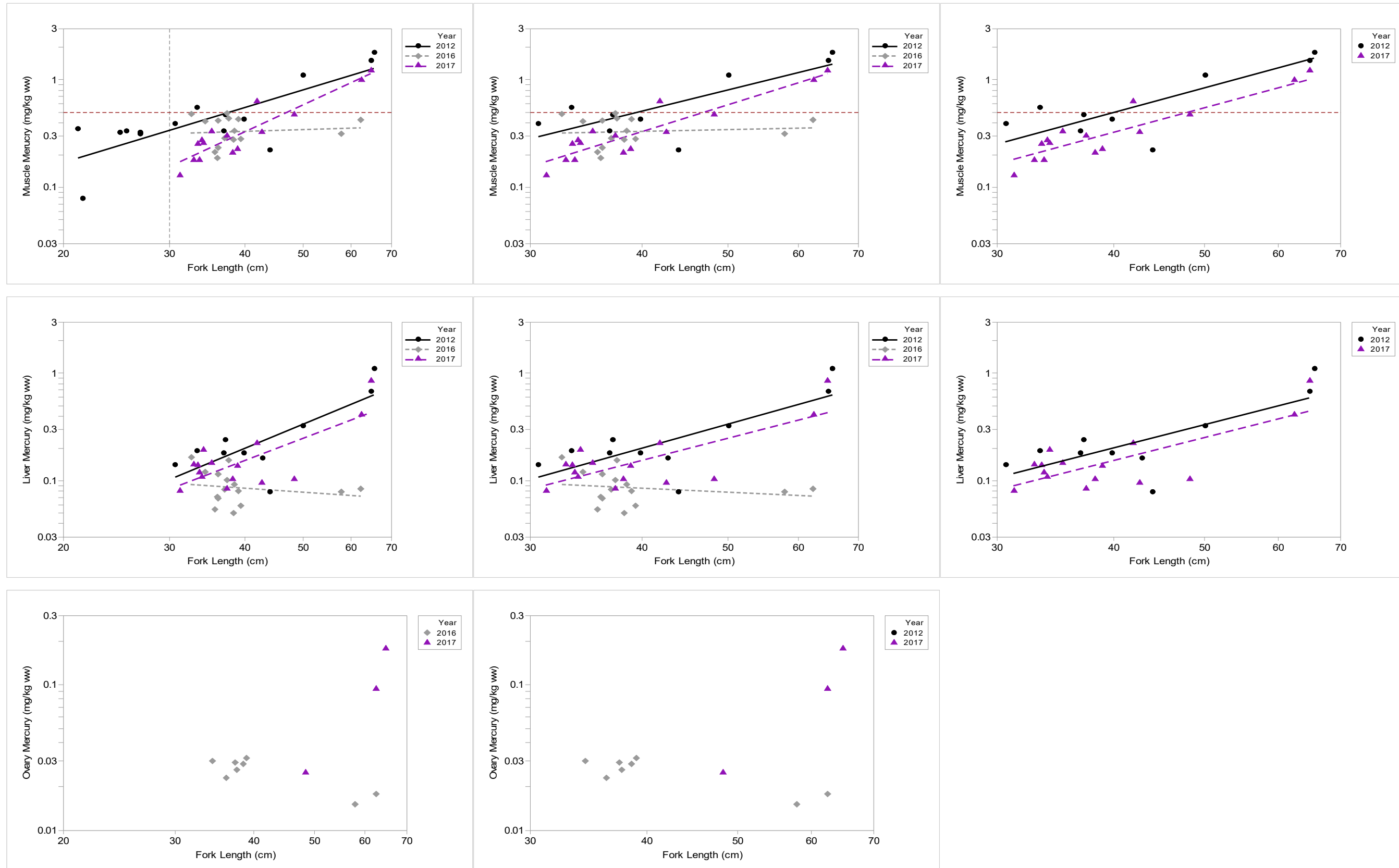


Figure 3.4: Scatterplots of Concentrations of Mercury in Muscle, Liver, and Ovary of Walleye from Pinewood River, 2012 to 2017

Notes: Left: all data; Middle: Fish greater than 30 cm fit to ANCOVA interaction model; Right: Fish greater than 30 cm in 2012 and 2017 fit to ANCOVA parallel slope model. Y and X axes are log10-scaled. Dashed horizontal line = CFIA Guideline of 0.5 mg/kg ww.

Table 3.10: Concentrations (mean ± standard deviation) of Contaminants of Potential Concern (COPCs) in Walleye Muscle Tissue, Comparing Baseline (2012) and Construction/Operations (2015, 2016, 2017) Data, Rainy River Project Fish Tissue Quality Monitoring

COPC	Units	Benchmark ^{1,2}	Baseline 2012 Data (n = 15; AMEC 2013)	2015 Data (n = 1; Minnow 2016)	2016 Data (n = 15; Minnow 2017)	2017 Data (n = 15; This Study)
Arsenic (As)	mg/kg w.w.	1.0	0.1 ± 0	0.10	0.04 ± 0.01	0.05 ± 0.02
Boron (B)	mg/kg w.w.	56.2	<0.5 ± 0	<0.21	<0.2 ± 0.009	<0.2 ± 0
Cadmium (Cd)	mg/kg w.w.	3.2	<0.01 ± 0	<0.0010	<0.0011 ± 0.0003	<0.0010 ± 0
Chromium (Cr)	mg/kg w.w.	3.2	<0.3 ± 0	<0.010	0.01 ± 0.010	0.01 ± 0.001
Cobalt (Co)	mg/kg w.w.	-	<0.005 ± 0	<0.0042	<0.004 ± 0.0002	<0.004 ± 0
Copper (Cu)	mg/kg w.w.	292	0.54 ± 0.15	0.15	0.13 ± 0.02	0.12 ± 0.02
Iron (Fe)	mg/kg w.w.	-	3.2 ± 0.56	2.2	1.0 ± 0.3	1.6 ± 0.4
Lead (Pb)	mg/kg w.w.	11.6	<0.03 ± 0	0.007	<0.005 ± 0.002	0.005 ± 0.001
Manganese (Mn)	mg/kg w.w.	392	0.31 ± 0.03	0.16	0.09 ± 0.02	0.13 ± 0.04
Mercury (Hg)	mg/kg w.w.	0.5	0.57 ± 0.50	0.30	0.35 ± 0.099	0.39 ± 0.313
Molybdenum (Mo)	mg/kg w.w.	16.1	<0.05 ± 0	<0.0042	<0.005 ± 0.001	<0.004 ± 0
Nickel (Ni)	mg/kg w.w.	3.5	<0.05 ± 0	<0.042	0.05 ± 0.01	0.07 ± 0.12
Selenium (Se)	mg/kg w.w.	16.1	0.21 ± 0.04	0.29	0.21 ± 0.02	0.22 ± 0.04
Zinc (Zn)	mg/kg w.w.	963	3.5 ± 0.6	3.2	2.8 ± 0.3	2.6 ± 0.3

Note: w.w. - wet weight.

█ Indicates value greater than benchmark.

¹ Mercury guideline for women of child-bearing age and children under 15 (see Table 2.1; MOECC 2015).

² See Table 2.2 for Consumption Benchmark References.

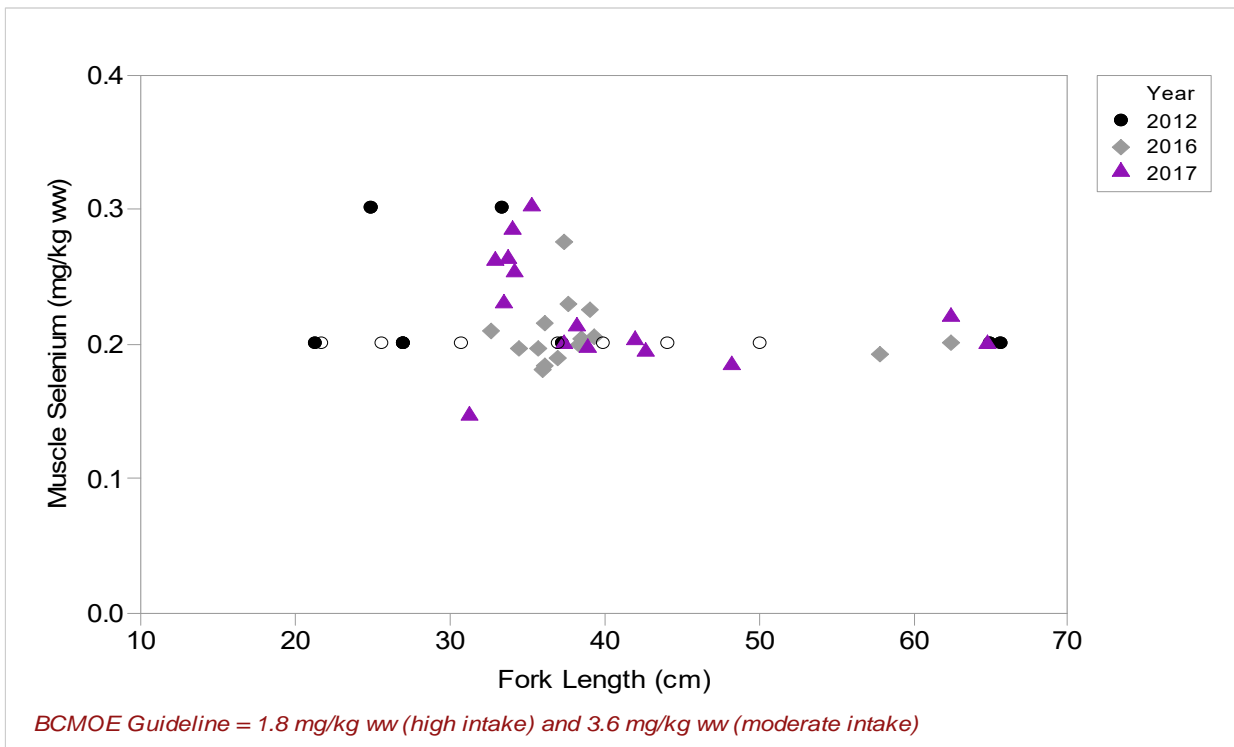



Figure 3.5: Scatterplots of Concentrations of Selenium in Muscle of Walleye from Pinewood River, 2012 to 2017

Notes: Concentrations below the lowest detection limit (LDL) are plotted as open symbols at the LDL.

Table 3.11: Results of Statistical Comparisons of Concentrations of Mercury in Muscle, Liver, and Ovary of Walleye from Pinewood River, 2012 to 2017

Species	Tissue	Variables		Data Set	n				Test	ANCOVA Interaction Model	ANCOVA Parallel Slope Model	Covariate Value ^a Fork Length (cm)	Statistic	Value of Statistic (Mean or Median) ^b Hg (mg/kg ww)				Test P-value	Pairwise Comparisons ^c				
		Response	Covariate		2012	2015	2016	2017		Interaction P-value	Covariate P-value			2012	2015	2016	2017		2012	2015	2016	2017	
Walleye	Muscle	log ₁₀ [Hg (mg/kg ww)]	log ₁₀ [Fork Length (cm)]	Fork Length > 30 cm	9	-	15	15	ANCOVA	0.002	-	32.5	Predicted Mean	0.333	-	0.321	0.192	-	Slope (a)	-	Slope (b)	Slope (a)	
				Fork Length > 30 cm (2012 and 2017)	9	-	-	15	ANCOVA	0.398	<0.001	40.2	Length-adjusted Mean	0.524	-	-	0.342	0.010	A	-	-	B	
	Liver	log ₁₀ [Hg (mg/kg ww)]	log ₁₀ [Fork Length (cm)]	All	10	-	15	15	ANCOVA	0.005	-	32.5	Predicted Mean	0.124	-	0.0929	0.0994	-	Slope (a)	-	Slope (b)	Slope (a)	
				Years 2012 and 2017	10	-	-	15	ANCOVA	0.812	<0.001	40.9	Length-adjusted Mean	0.213	-	-	0.162	0.166	A	-	-	A	
Ovary	Hg (mg/kg ww)	-	All	-	-	8	3	Mann-Whitney	-	-	-	Median	-	-	0.0271	0.0924	0.185	-	-	A	A		

 P-value < 0.05

^a Covariate value that corresponds to the adjusted means or predicted means in the ANCOVA

^b Mean reported for t-test; length-adjusted mean or predicted mean reported for ANCOVA, median reported for Mann-Whitney test

^c Years that share a letter (A,B,C) are not significantly different ($\alpha = 0.05$); Slopes that share a letter (a,b) are not significantly different ($\alpha = 0.05$)

Table 3.11: Results of Statistical Comparisons of Concentrations of Mercury in Muscle, Liver, and Ovary of Walleye from Pinewood River, 2012 to 2017

Species	Tissue	Variables		Data Set	n				Test	Magnitude of Difference (%)					
		Response	Covariate		2012	2015	2016	2017		2017 Relative to:			2016 Relative to:		2015 Relative to 2012
										2012	2015	2016	2012	2015	
Walleye	Muscle	log ₁₀ [Hg (mg/kg ww)]	log ₁₀ [Fork Length (cm)]	Fork Length > 30 cm	9	-	15	15	ANCOVA	-	-	-40	-3.4	-	-
				Fork Length > 30 cm (2012 and 2017)	9	-	-	15	ANCOVA	-35	-	-	-	-	-
	Liver	log ₁₀ [Hg (mg/kg ww)]	log ₁₀ [Fork Length (cm)]	All	10	-	15	15	ANCOVA	-	-	7.0	-25	-	-
				Years 2012 and 2017	10	-	-	15	ANCOVA	-24	-	-	-	-	-
	Ovary	Hg (mg/kg ww)	-	All	-	-	8	3	Mann-Whitney	-	-	241	-	-	-

■ P-value < 0.05

^a Covariate value that corresponds to the adjusted means or predicted means in the ANCOVA

^b Mean reported for t-test; length-adjusted mean or predicted mean reported for ANCOVA, median reported for Mann-Whitney test

^c Years that share a letter (A,B,C) are not significantly different ($\alpha = 0.05$); Slopes that share a letter (a,b) are not significantly different ($\alpha = 0$).

Table 3.12: Metal Concentrations in Walleye Liver Tissue, Rainy River Project Fish Tissue Quality Monitoring, 2017

Parameter	Lowest Detection Limit	Units	Benchmark ^{1,2}	Average (n=15)	SD	Minimum	Maximum
% Moisture	0.25	%	-	75.8	3.9	69.2	81.5
Aluminum (Al)	2.0	mg/kg w.w.	-	1.34	0.82	0.61	3.80
Antimony (Sb)	0.010	mg/kg w.w.	1.3	0.0020	0.00003	<0.0020	0.0021
Arsenic (As)	0.020	mg/kg w.w.	1.0	0.047	0.019	0.021	0.088
Barium (Ba)	0.050	mg/kg w.w.	642	0.085	0.056	<0.013	0.183
Beryllium (Be)	0.010	mg/kg w.w.	6.4	<0.002	0	<0.002	<0.002
Bismuth (Bi)	0.010	mg/kg w.w.	-	0.0026	0.0008	<0.0020	0.0044
Boron (B)	1.0	mg/kg w.w.	56.2	<0.2	0	<0.2	<0.2
Cadmium (Cd)	0.0050	mg/kg w.w.	3.2	0.401	0.549	0.056	2.270
Calcium (Ca)	20	mg/kg w.w.	-	154	133	68	560
Cesium (Cs)	0.0050	mg/kg w.w.	-	0.0049	0.0014	0.0031	0.008
Chromium (Cr)	0.050	mg/kg w.w.	3.2	0.027	0.018	<0.010	0.065
Cobalt (Co)	0.020	mg/kg w.w.	-	0.203	0.106	0.050	0.38
Copper (Cu)	0.10	mg/kg w.w.	292	1.67	0.38	1.08	2.35
Iron (Fe)	3.0	mg/kg w.w.	-	93	51	34	242
Lead (Pb)	0.020	mg/kg w.w.	11.6	0.007	0.003	<0.004	0.012
Lithium (Li)	0.50	mg/kg w.w.	-	<0.1	0	<0.1	<0.1
Magnesium (Mg)	2.0	mg/kg w.w.	-	175	16	157	209
Manganese (Mn)	0.050	mg/kg w.w.	392	1.69	0.42	1.15	2.7
Mercury (Hg)	0.0050	mg/kg w.w.	0.5	0.19	0.20	0.08	0.84
Molybdenum (Mo)	0.020	mg/kg w.w.	16.1	0.143	0.038	0.062	0.206
Nickel (Ni)	0.20	mg/kg w.w.	3.5	0.043	0.009	<0.040	0.073
Phosphorus (P)	10	mg/kg w.w.	-	3,007	364	2,610	3,800
Potassium (K)	20	mg/kg w.w.	-	2,631	402	2,080	3,310
Rubidium (Rb)	0.050	mg/kg w.w.	-	6.1	1.6	3.9	8.54
Selenium (Se)	0.050	mg/kg w.w.	3.6	0.84	0.15	0.50	1.08
Sodium (Na)	20	mg/kg w.w.	-	1,230	337	683	2,080
Strontium (Sr)	0.050	mg/kg w.w.	1,930	0.07	0.05	0.036	0.219
Tellurium (Te)	0.020	mg/kg w.w.	-	0.0043	0.0012	<0.0040	0.0088
Thallium (Tl)	0.0020	mg/kg w.w.	-	0.0076	0.0016	0.0047	0.0104
Tin (Sn)	0.10	mg/kg w.w.	-	0.026	0.005	<0.020	0.036
Uranium (U)	0.0020	mg/kg w.w.	1.9	0.0010	0.0012	<0.0004	0.0049
Vanadium (V)	0.10	mg/kg w.w.	-	0.045	0.046	<0.020	0.197
Zinc (Zn)	0.50	mg/kg w.w.	963	18.1	2.1	14.7	21.4
Zirconium (Zr)	0.20	mg/kg w.w.	-	<0.04	0	<0.04	<0.04

Note: SD - Standard Deviation.

█ Indicates value greater than benchmark.


¹ Mercury guideline for women of child-bearing age and children under 15 (see Table 2.1, MOECC 2015).

² See Table 2.2 for Consumption Benchmark References.

Table 3.13: Concentrations (mean ± standard deviation) of Contaminants of Potential Concern (COPCs) in Walleye Liver Tissue, Comparing Baseline (2012) and Construction/Operations (2015, 2016, 2017) Data, Rainy River Project Fish Tissue Quality Monitoring

COPC	Units	Benchmark ^{1,2}	Baseline 2012 Data (n = 13; AMEC 2013)	2015 Data (n = 1; Minnow 2016)	2016 Data (n = 15; Minnow 2017)	2017 Data (n = 15; This Study)
Arsenic (As)	mg/kg w.w.	1.0	<0.10 ± 0	0.020	0.012 ± 0.020	0.047 ± 0.019
Boron (B)	mg/kg w.w.	56.2	<0.05 ± 0	<0.06	<0.05 ± 0.026	<0.2 ± 0
Cadmium (Cd)	mg/kg w.w.	3.2	0.112 ± 0.055	0.038	0.048 ± 0.104	0.401 ± 0.549
Chromium (Cr)	mg/kg w.w.	3.2	<0.30 ± 0	0.039	0.020 ± 0.020	0.027 ± 0.018
Cobalt (Co)	mg/kg w.w.	-	0.13 ± 0.088	0.017	0.017 ± 0.094	0.203 ± 0.106
Copper (Cu)	mg/kg w.w.	292	2.0 ± 0.5	12	11 ± 2	1.7 ± 0.4
Iron (Fe)	mg/kg w.w.	-	84 ± 24	112	169 ± 31	93 ± 51
Lead (Pb)	mg/kg w.w.	11.6	0.030 ± 0	0.127	0.0044 ± 0.0042	0.0075 ± 0.0027
Manganese (Mn)	mg/kg w.w.	392	1.9 ± 0.45	0.6	0.3 ± 0.59	1.7 ± 0.42
Mercury (Hg)	mg/kg w.w.	0.5	0.33 ± 0.32	0.10	0.07 ± 0.034	0.19 ± 0.197
Molybdenum (Mo)	mg/kg w.w.	16.1	0.14 ± 0.046	0.04	0.05 ± 0.039	0.14 ± 0.038
Nickel (Ni)	mg/kg w.w.	3.5	<0.05 ± 0	<0.012	0.011 ± 0.006	0.043 ± 0.009
Selenium (Se)	mg/kg w.w.	16.1	0.79 ± 0.16	0.4	0.4 ± 0.11	0.8 ± 0.15
Zinc (Zn)	mg/kg w.w.	963	19 ± 2	16	9 ± 2.2	18 ± 2.1

Note: w.w. - wet weight.

 Indicates value greater than benchmark.

¹ Mercury guideline for women of child-bearing age and children under 15 (see Table 2.1; MOECC 2015).

² See Table 2.2 for Consumption Benchmark References.

Similar to northern pike, mercury concentrations in liver tissue were compared statistically among the three subsequent years of monitoring⁴ (2015, 2016, and 2017). As with walleye muscle, there was no apparent relationship between liver mercury concentration and fish size in 2016 (Figure 3.4). Mercury concentrations in smaller fish were similar among years (Figure 3.4) and concentrations in 2017 were statistically similar to those in baseline (Table 3.11; Figure 3.4).

Screening of 2017 ovary tissue results showed that ovaries contained metal concentrations that were below human consumption benchmarks for metals with established TDI values or a provincial/commercial guideline (Table 3.14; Appendix Table C.7). Metal concentrations in walleye ovary tissue collected in 2017 were within the range of concentrations for fish collected in 2016 for all metals (Table 3.15).

As with muscle and liver, mercury concentrations in ovaries were compared statistically among the three Fish Tissue Monitoring Programs (2015, 2016, and 2017). Mercury concentrations in ovary tissue did not significantly differ between 2017 and 2016 (Table 3.11, Figure 3.4).

⁴ No walleye liver



Table 3.14: Metal Concentrations in Walleye Ovary Tissue, Rainy River Project Fish Tissue Quality Monitoring, 2017

Parameter	Lowest Detection Limit	Units	Benchmark ^{1,2}	Average (n=3)	SD	Minimum	Maximum
% Moisture	0.25	%	-	75.0	4.0	70.5	78.3
Aluminum (Al)	2.0	mg/kg w.w.	-	0.45	0.05	<0.40	0.50
Antimony (Sb)	0.010	mg/kg w.w.	1.3	<0.002	0	<0.002	<0.002
Arsenic (As)	0.020	mg/kg w.w.	1.0	0.014	0.006	0.008	0.020
Barium (Ba)	0.050	mg/kg w.w.	642	0.044	0.006	0.037	0.049
Beryllium (Be)	0.010	mg/kg w.w.	6.4	<0.002	0	<0.002	<0.002
Bismuth (Bi)	0.010	mg/kg w.w.	-	<0.002	0	<0.002	<0.002
Boron (B)	1.0	mg/kg w.w.	56.2	<0.2	0	<0.2	<0.2
Cadmium (Cd)	0.0050	mg/kg w.w.	3.2	0.0038	0.0029	0.0016	0.0071
Calcium (Ca)	20	mg/kg w.w.	-	286	89	204	381
Cesium (Cs)	0.0050	mg/kg w.w.	-	0.0118	0.0005	0.0113	0.0122
Chromium (Cr)	0.050	mg/kg w.w.	3.2	<0.01	0	<0.01	<0.01
Cobalt (Co)	0.020	mg/kg w.w.	-	0.037	0.005	0.032	0.042
Copper (Cu)	0.10	mg/kg w.w.	292	0.69	0.076	0.64	0.78
Iron (Fe)	3.0	mg/kg w.w.	-	25.6	7.2	19.1	33
Lead (Pb)	0.020	mg/kg w.w.	11.6	<0.004	0	<0.004	<0.004
Lithium (Li)	0.50	mg/kg w.w.	-	<0.1	0	<0.1	<0.1
Magnesium (Mg)	2.0	mg/kg w.w.	-	223	28	191	242
Manganese (Mn)	0.050	mg/kg w.w.	392	1.8	0.2	1.6	2.1
Mercury (Hg)	0.0050	mg/kg w.w.	0.5	0.10	0.08	0.02	0.18
Molybdenum (Mo)	0.020	mg/kg w.w.	16.1	0.009	0.002	0.007	0.010
Nickel (Ni)	0.20	mg/kg w.w.	3.5	<0.04	0	<0.04	<0.04
Phosphorus (P)	10	mg/kg w.w.	-	2,433	286	2,160	2,730
Potassium (K)	20	mg/kg w.w.	-	3,300	50	3,250	3,350
Rubidium (Rb)	0.050	mg/kg w.w.	-	9.1	0.46	8.6	9.5
Selenium (Se)	0.050	mg/kg w.w.	3.6	0.48	0.06	0.42	0.55
Sodium (Na)	20	mg/kg w.w.	-	1,051	134	923	1,190
Strontium (Sr)	0.050	mg/kg w.w.	1,930	0.071	0.032	0.049	0.108
Tellurium (Te)	0.020	mg/kg w.w.	-	<0.004	0	<0.004	<0.004
Thallium (Tl)	0.0020	mg/kg w.w.	-	0.0048	0.0012	0.0036	0.0061
Tin (Sn)	0.10	mg/kg w.w.	-	<0.02	0	<0.02	<0.02
Uranium (U)	0.0020	mg/kg w.w.	1.9	<0.0004	0	<0.0004	<0.0004
Vanadium (V)	0.10	mg/kg w.w.	-	<0.02	0	<0.02	<0.02
Zinc (Zn)	0.50	mg/kg w.w.	963	27	3.9	24	31
Zirconium (Zr)	0.20	mg/kg w.w.	-	<0.04	0	<0.04	<0.04

Note: SD - Standard Deviation.

█ Indicates value greater than benchmark.

¹ Mercury guideline for women of child-bearing age and children under 15 (see Table 2.1, MOECC 2015).

² See Table 2.2 for Consumption Benchmark References.

Table 3.15: Concentrations (mean ± standard deviation) of Contaminants of Potential Concern (COPCs) in Walleye Ovary Tissue, Comparing Baseline (2012) and Construction/Operations (2015, 2016, 2017) Data, Rainy River Project Fish Tissue Quality Monitoring

COPC	Units	Benchmark ^{1,2}	2016 Data (n = 8; Minnow 2017)	2017 Data (n = 3; This Study)
Arsenic (As)	mg/kg w.w.	1.0	0.043 ± 0.008	0.014 ± 0.006
Boron (B)	mg/kg w.w.	56.2	<0.3 ± 0.02	<0.2 ± 0
Cadmium (Cd)	mg/kg w.w.	3.2	0.0020 ± 0.0011	0.0038 ± 0.0029
Chromium (Cr)	mg/kg w.w.	3.2	<0.015 ± 0.001	<0.01 ± 0
Cobalt (Co)	mg/kg w.w.	-	0.060 ± 0.013	0.037 ± 0.005
Copper (Cu)	mg/kg w.w.	292	0.72 ± 0.054	0.69 ± 0.076
Iron (Fe)	mg/kg w.w.	-	24.5 ± 4.2	25.6 ± 7.2
Lead (Pb)	mg/kg w.w.	11.6	<0.006 ± 0.0004	<0.004 ± 0
Manganese (Mn)	mg/kg w.w.	392	4 ± 2.1	2 ± 0.2
Mercury (Hg)	mg/kg w.w.	0.5	0.0250 ± 0.006	0.0977 ± 0.076
Molybdenum (Mo)	mg/kg w.w.	16.1	0.012 ± 0.003	0.009 ± 0.002
Nickel (Ni)	mg/kg w.w.	3.5	<0.06 ± 0.004	<0.04 ± 0
Selenium (Se)	mg/kg w.w.	16.1	0.83 ± 0.15	0.48 ± 0.06
Zinc (Zn)	mg/kg w.w.	963	31 ± 4.4	27 ± 3.9

Note: w.w. - wet weight.

█ Indicates value greater than benchmark.

¹ Mercury guideline for women of child-bearing age and children under 15 (see Table 2.1; MOECC 2015).

² See Table 2.2 for Consumption Benchmark References.

4 CONCLUSIONS AND RECOMMENDATIONS

4.1 Conclusions

Conclusions of the fish assessment undertaken in the Pinewood River downstream of the Rainy River Project in the fall of 2017 are listed below.

1. Fish communities and catchability (CPUE) were generally consistent with the results of previous sampling efforts, with higher CPUE for northern pike relative to walleye. CPUE for walleye was higher in 2017 than in all previous studies.
2. Northern pike and walleye mean muscle, liver, and ovary tissue samples contained metal concentrations that were below available human consumption benchmarks and within the range of baseline for tissue concentrations. However, although mean mercury concentrations were below benchmarks, mercury concentrations in two northern pike and three walleye muscle samples, and in one liver tissue sample of northern pike and of walleye exceeded some consumption guidelines. This was associated with the large size of these fish. Mercury concentrations in tissue of larger predatory fish are often naturally high in northern environments (Evers et al. 2011) and these results do not indicate that the RRP has influenced fish tissue quality. Additionally, one northern pike liver sample was slightly elevated above the selenium consumption guideline. Based on comparisons to human consumption benchmarks and baseline data, it appears that the RRP has not influenced metal concentrations in muscle tissues of exposed northern pike or walleye.
3. Statistical analysis of northern pike and walleye muscle, liver, and ovary tissue mercury concentrations as related to length compared among the 2012, 2015, 2016, and 2017 Fish Tissue Monitoring Studies show no temporal trends.

Overall, the data indicate that the Rainy River Project has not influenced the concentrations of metals in muscle, liver, and ovary tissues of sentinel fish species (northern pike and walleye).

4.2 Recommendations

Based on information acquired during the 2017 fish tissue monitoring study, recommendations for future monitoring include:

1. Continued monitoring of metal concentrations in muscle, liver, and ovary tissues for both sentinel species. This will allow for consistent year to year comparisons.
2. Provide notification to solicit possible public participation in the collection of northern pike and walleye by angling (fall 2018), to foster community engagement.



5 REFERENCES

- AMEC 2013. Rainy River Resources Ltd. Rainy River Project: 2012 Aquatic Resources Baseline Report. March 2013.
- AMEC 2014. Rainy River Project: Final Environmental Assessment Report (Environmental Impact Statement) Version 2. January 2014.
- BCMOE (British Columbia Ministry of Environment). 2012. Draft Water Quality Guidelines for Selenium Technical Appendix Update, Prepared by J.M. Beatty and G.A. Russo, September 2012.
- Evers, David C., J. G. Wiener, N. Basu, R.A., Bodaly, H.A. Morrison, and K.A. Williams. 2011. Mercury in the Great Lakes region: bioaccumulation, spatiotemporal patterns, ecological risks, and policy. *Ecotoxicology* 20, 1487-1499.
- Health Canada. 2007. Human Health Risk Assessment of Mercury in Fish and Health Benefits of Fish Consumption. ISBN: 978-0-662-47023-6.
- Health Canada. 2010. Federal Contaminated Sites Risk Assessment in Canada, Part II: Health Canada Toxicological Reference Values (TRVs) and Chemical-Specific Factors. ISBN: 978-1-100-17925-4.
- IRIS (Integrated Risk Information System). 2018. U.S. Environmental Protection Agency. <http://www.epa.gov/iris>. Accessed February 27, 20178
- OHM (Ontario Health Ministry). 1990. Ontario Health Survey 1990, Working Paper No. 10, Nutrition Report. Ontario Health Ministry, Toronto.
- Ministry of the Environment and Climate Change (MOECC) 2015. 2015 - 2016 Guide to Eating Ontario Fish. ISBN: 978-1-4606-5051-6 (PDF).
- Minnow (Minnow Environmental Inc.). 2016a. Rainy River Project 2015 Fish Tissue Monitoring Program. February 2016.
- Minnow. 2016b. Phase 1 Environmental Effects Monitoring Study Design For The New Gold Rainy River Project. November 2016.
- Minnow. 2017a. Phase 1 Environmental Effects Monitoring Interpretive Report For The New Gold Rainy River Project. March 2017.
- Minnow. 2017b. Rainy River Project 2016 Fish Tissue Monitoring Program. February 2017.
- Richardson, G.M. 1997. Compendium of Canadian Human Exposure Factors for Risk Assessment. O'Connor Associates Environmental Inc.
- USEPA (United States Environmental Protection Agency). 1997. Exposure Factors Handbook, Volume II, Food Ingestion Factors. EPA/600/P-95/002. U.S. EPA Office of Research and Development, Washington, D.C.



APPENDIX A
DATA QUALITY REPORT

APPENDIX A DATA QUALITY REPORT

A1	INTRODUCTION	1
A1.1	Overview	1
A1.2	Background.....	1
A1.3	Types of Quality Control Samples	2
A2	FISH TISSUE SAMPLES	3
A2.1	Holding Time and General Laboratory Flags	3
A2.2	Lowest Detection Limits.....	3
A2.3	Laboratory Blank Sample Analysis	3
A2.4	Data Precision	3
A2.4.1	Field Duplicate Samples.....	3
A2.5	Data Accuracy	4
A3	DATA QUALITY STATEMENT	5



A1 INTRODUCTION

A1.1 Overview

The Data Quality Report (DQR) assessed data collected as part of the Rainy River Project 2017 Fish Tissue Quality Report. The DQR covers data collected in 2017. The objective of the DQR is to define the overall quality of the data presented in the report, and, by extension, the confidence with which the data can be used to derive conclusions.

A1.2 Background

A variety of factors can influence the chemical and biological measurements made in an environmental study and thus affect the accuracy and/or precision of the data. Inconsistencies in sampling or laboratory methods, use of instruments that are inadequately calibrated or which cannot measure to the desired level of accuracy or precision, and contamination of samples in the field or laboratory are just some of the potential factors that can lead to the reporting of data that do not accurately reflect actual environmental conditions. Depending on the magnitude of the problem, inaccuracy or imprecision have the potential to affect the reliability of any conclusions made from the data. Therefore, it is important to ensure that monitoring programs incorporate appropriate steps to control the non-natural sources of data variability (i.e., minimize the variability that does not reflect natural spatial and temporal variability in the environment) and thus assure the quality of the data.

Data quality as a concept is meaningful only when it relates to the intended use of the data. That is, one must know the context in which the data will be interpreted in order to establish a relevant basis for judging whether or not the data set is adequate. The DQR involves comparison of actual field and laboratory measurement performance to data quality objectives (DQOs) established for a particular study, such as evaluation of method detection limits, blank sample data, data precision (based on field and laboratory duplicate samples), and data accuracy (based on matrix spike recoveries and/or analysis of standards or certified reference materials).

DQOs were established either at the outset of the field program or by the laboratory and reflect reasonable and achievable performance expectations. The lowest detection limit (LDL) was set at the outset of the field program for tissue quality. Only samples that were below the laboratory detection limits were evaluated against target detection limits. Target detection limits should be at least as low as applicable guidelines, ideally $\leq 1/10$ th guideline values. Programs involving a large amount of samples and analytes usually result in some analytes that exceed the DQOs. This is particularly so for multi-element scans (e.g., ICP scans for



metals) since the analytical conditions are not necessarily optimal for every element included in the scan. Generally, scan results may be considered acceptable if no more than 20% of the parameters fail to meet the DQOs. Overall, the intent of comparing data to DQOs was not to reject any measurement that did not meet the DQO, but to ensure that any questionable data received more scrutiny to determine what effect, if any, this had on interpretation of results within the context of this project.

A1.3 Types of Quality Control Samples

Several types of quality control (QC) samples were assessed based on samples collected (or prepared) in the field and laboratory. These samples, and a description of each, include the following:

- **Blanks** are samples of de-ionized water and/or appropriate reagent(s) that are handled and analyzed the same way as regular samples. These samples will reflect any contamination that occurred in the field (in the case of field or travel blanks) or the laboratory (in the case of laboratory or method blanks). Analyte concentrations should be non-detectable although a DQO of twice the method detection limit allows for slight “noise” around the detection limit.
- **Field Duplicates** are sub-sample pairs collected from a randomly selected field station using identical collection and handling methods that are then analyzed separately in the laboratory. The duplicate samples are handled and analyzed in an identical manner in the laboratory. The data from field duplicate samples reflect natural variability, as well as the variability associated with sample collection methods, and therefore provide a measure of field precision.
- **Laboratory Duplicates** are sub-sample pairs created in the laboratory from randomly selected field samples which are sub-sampled and then analyzed independently using identical analytical methods. The laboratory duplicate sample results reflect any variability introduced during laboratory sample handling and analysis and thus provide a measure of laboratory precision.
- **Certified Reference Materials** are samples containing known chemical concentrations that are processed and analyzed along with batches of environmental samples. The sample results are then compared to target results to provide a measure of analytical accuracy. The results are reported as the percent of the known amount that was recovered in the analysis.



A2 FISH TISSUE SAMPLES

A2.1 Holding Time and General Laboratory Flags

All tissue analyses were conducted within ALS Environmental's recommended hold times. There were no general laboratory flags associated with the analytical report (i.e., ALS Environmental Report L1992980; Appendix C).

A2.2 Lowest Detection Limits

All analytes were higher than target detection limits (benchmarks) indicating that the data for this project can be reliably interpreted.

A2.3 Laboratory Blank Sample Analysis

All blank samples contained non-detectable concentrations indicating no inadvertent contamination of samples within the laboratory during analysis (Appendix C).

A2.4 Data Precision

A2.4.1 Field Duplicate Samples

Seven field duplicate samples (three muscle tissue, three liver, and one ovary) were collected for quality assurance (Appendix Table A.2). Most of duplicate samples had excellent agreement. In two of the seven samples only one analyte (either chromium or strontium) exceeded the DQO of $\leq 40\%$ RPD (Appendix Table A.2). Although these results did not always achieve the DQO, the absolute differences in concentration between duplicate samples were low, particularly considering that concentrations were approaching the corresponding LDLs (i.e., within 10-times the LDL). One muscle tissue sample (PINR-NP03-MUSCLE) had concentrations that exceeded the DQO for copper and iron (Appendix Table A.2). Absolute differences were relatively small and approaching the LDL. One liver sample (PINR-NP03-LIVER) had concentrations that exceeded the DQO for chromium and strontium (Appendix Table A.2). Concentrations of strontium had relatively small absolute differences approaching the LDL. Differences in chromium concentrations were higher than the DQO, possibly due to sample heterogeneity. Samples were split in the field prior to laboratory homogenization, so the differences between duplicate samples may reflect natural spatial variability of fish tissues. However, it may also result from the apparent laboratory difficulty with complete sample homogenization of muscle tissue (Laboratory Duplicate Samples; Appendix C). Overall, the data suggest that reported sample data were reasonably precise representations of tissue conditions at the time of sampling.



A2.5 Data Accuracy

Data accuracy was evaluated based on results of certified reference materials (CRM), and laboratory control samples (LCS; Appendix C). All CRM and LCS results (743 in total) met ALS Environmental's data quality objectives for accuracy (Appendix C). Laboratory accuracy achieved in this study is considered excellent.



A3 DATA QUALITY STATEMENT

Data collected for the 2017 fish tissue monitoring at the Rainy River Project was of good quality as characterized by good detectability, negligible analyte concentrations in method blanks, good laboratory and field precision, and good laboratory accuracy. Therefore, associated data can be used with a high level of confidence in the derivation of conclusions.



Table A.1: Laboratory Lowest Detection limit (LDL) Evaluation for Tissue Chemistry Analyses Relative to Criteria

Analyte	Benchmark ^{1,2}	LDL Achieved		
		mg/kg dry weight	mg/kg wet weight	
Total Metals	Aluminum (Al)	-	2.0	0.4
	Antimony (Sb)	1.3	0.010	0.002
	Barium (Ba)	642	0.050	0.010
	Beryllium (Be)	6.4	0.010	0.002
	Bismuth (Bi)	-	0.010	0.002
	Boron (B)	56	1.0	0.2
	Cadmium (Cd)	3.2	0.0050	0.0010
	Cesium (Cs)	-	0.0050	0.001
	Chromium (Cr)	3.2	0.050	0.010
	Cobalt (Co)	-	0.020	0.004
	Lead (Pb)	11.6	0.020	0.004
	Lithium (Li)	-	0.50	0.10
	Molybdenum (Mo)	16.1	0.020	0.004
	Nickel (Ni)	3.5	0.20	0.04
	Strontium (Sr)	1,930	0.050	0.010
	Tellurium (Te)	-	0.020	0.004
	Tin (Sn)	-	0.10	0.02
	Uranium (U)	1.9	0.0020	0.0004
	Vanadium (V)	-	0.10	0.02
	Zirconium (Zr)	-	0.20	0.04

Notes: Only Analytes With <LDL Values are Reported. Highlighted Values Indicate LDL Greater Than Benchmark.

¹ Mercury guideline for women of child-bearing age and children under 15 (see Table 2.1, MOECC 2015).

² See Table 2.2 for Consumption Benchmark References.

Table A.2: Field Duplicate Results

Lab Report L1992980																							
Client Sample ID:		PINR-EXP-2017-WA03 MUSCLE	PINR-EXP-2017-WA03X MUSCLE	RPD (%)	PINR-EXP-2017-WA05 MUSCLE	PINR-EXP-2017-WA05X MUSCLE	RPD (%)	PINR-EXP-2017-WA03 LIVER	PINR-EXP-2017-WA03X LIVER	RPD (%)	PINR-EXP-2017-WA05 LIVER	PINR-EXP-2017-WA05X LIVER	RPD (%)	PINR-EXP-2017-WA03 OVARY	PINR-EXP-2017-WA03X OVARY	RPD (%)	PINR-EXP-2017-NP03 MUSCLE	PINR-EXP-2017-NP03X MUSCLE	RPD (%)	PINR-EXP-2017-NP03 LIVER	PINR-EXP-2017-NP03X LIVER	RPD (%)	
Date Sampled:		12-Sep-2017	12-Sep-2017		13-Sep-2017	13-Sep-2017		12-Sep-2017	12-Sep-2017		13-Sep-2017	13-Sep-2017		12-Sep-2017	12-Sep-2017		15-Sep-2017	15-Sep-2017		15-Sep-2017	15-Sep-2017		
ALS Sample ID:		L1992980-3	L1992980-4		L1992980-6	L1992980-7		L1992980-20	L1992980-21		L1992980-23	L1992980-24		L1992980-35	L1992980-36		L1992980-41	L1992980-42		L1992980-57	L1992980-58		
Analytes	Units	LDL																					
% Moisture	%	0.50	77.8	78.2	0.5	79.7	79.3	0.5	80.9	79.1	2	76.1	75.0	1	76.2	77.0	1	77.5	78.2	0.9	68.2	65.9	3
Aluminum (Al)	mg/kg w.w.	0.4	<0.40	<0.40	0	0.45	<0.40	0	1.05	0.79	28	2.16	2.12	2	<0.40	<0.40	0	<0.40	<0.40	0	1.1	<1.0	0
Antimony (Sb)	mg/kg w.w.	0.002	<0.0020	<0.0020	0	<0.0020	<0.0020	0	<0.0020	<0.0020	0	<0.0020	<0.0020	0	<0.0020	<0.0020	0	<0.0020	<0.0020	0	<0.0020	<0.0020	0
Arsenic (As)	mg/kg w.w.	0.004	0.036	0.036	0.6	0.092	0.087	5	0.021	0.019	11	0.034	0.037	10	0.008	0.008	0	0.051	0.050	3	0.025	0.025	2
Barium (Ba)	mg/kg w.w.	0.010	<0.010	<0.010	0	0.011	<0.010	0	0.016	0.018	12	0.020	0.018	11	0.046	0.037	22	0.178	0.164	8	0.134	0.178	28
Beryllium (Be)	mg/kg w.w.	0.002	<0.0020	<0.0020	0	<0.0020	<0.0020	0	<0.0020	<0.0020	0	<0.0020	<0.0020	0	<0.0020	<0.0020	0	<0.0020	<0.0020	0	<0.0020	<0.0020	0
Bismuth (Bi)	mg/kg w.w.	0.002	0.0034	0.0033	3	0.0035	0.0033	6	0.002	0.002	0	0.003	0.003	6	<0.0020	<0.0020	0	0.0025	0.0025	0	0.0066	0.0071	7
Boron (B)	mg/kg w.w.	0.2	<0.20	<0.20	0	<0.20	<0.20	0	<0.20	<0.20	0	<0.20	<0.20	0	<0.20	<0.20	0	<0.20	<0.20	0	<0.20	<0.20	0
Cadmium (Cd)	mg/kg w.w.	0.0010	<0.0010	<0.0010	0	<0.0010	<0.0010	0	0.111	0.112	0.9	0.459	0.475	3	0.0028	0.0030	7	<0.0010	<0.0010	0	0.0392	0.0380	3
Calcium (Ca)	mg/kg w.w.	4	94	103	9	115	77	39	71	72	1	68	66	3	273	293	7	753	719	5	40	46	14
Cesium (Cs)	mg/kg w.w.	0.0010	0.0173	0.0172	0.6	0.0170	0.0155	9	0.0058	0.0060	3	0.0078	0.0077	1	0.0118	0.0125	6	0.0067	0.0065	3	0.0029	0.0029	0
Chromium (Cr)	mg/kg w.w.	0.010	<0.010	<0.010	0	<0.010	<0.010	0	0.041	0.015	93	0.016	0.016	0	<0.010	<0.010	0	0.03	<0.010	0	0.296	0.069	124
Cobalt (Co)	mg/kg w.w.	0.004	<0.0040	<0.0040	0	<0.0040	<0.0040	0	0.187	0.186	0.5	0.088	0.096	9	0.032	0.034	6	<0.0040	<0.0040	0	0.046	0.041	10
Copper (Cu)	mg/kg w.w.	0.02	0.12	0.11	8	0.13	0.12	13	1.22	1.19	2	1.42	1.43	0.7	0.8	0.8	0.3	0.23	0.10	77	31.10	34.90	12
Iron (Fe)	mg/kg w.w.	0.6	1.4	1.3	7	2.1	1.9	11	70.4	70.6	0.3	80.8	79.9	1	24	23	6	2	1	41	31	26	16
Lead (Pb)	mg/kg w.w.	0.004	<0.0040	<0.0040	0	0.0047	0.0043	9	0.0066	0.0064	3	0.0072	0.0066	9	<0.0040	<0.0040	0	<0.0040	<0.0040	0	<0.010	<0.010	0
Lithium (Li)	mg/kg w.w.	0.10	<0.10	<0.10	0	<0.10	<0.10	0	<0.10	<0.10	0	<0.10	<0.10	0	<0.10	<0.10	0	<0.10	<0.10	0	<0.10	<0.10	0
Magnesium (Mg)	mg/kg w.w.	0.4	321	310	3	279	273	2	162	156	4	191	190	0.5	237	239	0.8	330	335	2	172	169	2
Manganese (Mn)	mg/kg w.w.	0.010	0.07	0.07	1	0.06	0.05	21	1.330	1.290	3	1.780	1.690	5	2.06	2.06	0	0.59	0.55	5	1	1	3
Mercury (Hg)	mg/kg w.w.	0.0010	0.98	0.96	2	1.21	1.28	6	0.41	0.40	1	0.84	0.90	7	0.092	0.103	11	0.375	0.382	2	0.185	0.177	4
Molybdenum (Mo)	mg/kg w.w.	0.004	<0.0040	<0.0040	0	<0.0040	<0.0040	0	0.0876	0.0901	3	0.11	0.116	5	0.009	0.009	0	<0.0040	<0.0040	0	0.202	0.212	5
Nickel (Ni)	mg/kg w.w.	0.04	<0.040	<0.040	0	<0.040	<0.040	0	<0.040	<0.040	0	<0.040	<0.040	0	<0.040	<0.040	0	<0.040	<0.040	0	0.16	<0.040	0
Phosphorus (P)	mg/kg w.w.	2	2,310	2,320	0.4	2,350	2,150	9	2,780	2,610	6	3,310	3,350	1	2,410	2,400	0.4	2,700	2,680	0.7	2,730	2,700	1
Potassium (K)	mg/kg w.w.	4	4,610	4,690	2	4,190	3,920	7	2,600	2,620	0.8	2,990	3,000	0.3	3,350	3,330	0.6	4,410	4,360	1	2,760	2,790	1
Rubidium (Rb)	mg/kg w.w.	0.010	13.0	12.6	3	12.5	12.2	2	8.2	8.0	3	8.2	8.2	0.5	9.5	9.2	3	4.9	4.9	1	5.3	5.9	11
Selenium (Se)	mg/kg w.w.	0.010	0.218	0.203	7	0.20	0.20	1	0.79	0.79	0.5	0.91	0.92	2	0.55	0.55	0.5	0.17	0.16	3	2.10	2.19	4
Sodium (Na)	mg/kg w.w.	4	233	209	11	283	217	26	1,180	1,160	2	1240	1160	7	1,040	1,020	2	286	269	6	650	598	8
Strontium (Sr)	mg/kg w.w.	0.010	0.02	0.02	11	0.026	0.015	54	0.036	0.037	3	0.043	0.043	0	0.049	0.057	15	0.72	0.67	8	0.033	0.059	57
Tellurium (Te)	mg/kg w.w.	0.004	<0.0040	<0.0040	0	<0.0040	<0.0040	0	<0.0040	<0.0040	0	0.0088	0.0111	23	<0.0040	<0.0040	0	<0.0040	<0.0040	0	<0.0040	<0.0040	0
Thallium (Tl)	mg/kg w.w.	0.0004	0.0029	0.0029	0	0.0018	0.0016	11	0.0063	0.0067	6	0.0065	0.0067	3	0.0061	0.0060	0.7	0.0023	0.0024	5	0.0032	0.0030	6
Tin (Sn)	mg/kg w.w.	0.02	<0.020	<0.020	0	<0.020	<0.020	0	<0.020	<0.020	0	0.03	0.03	16	<0.020	<0.020	0	<0.020	<0.020	0	<0.020	<0.020	0
Uranium (U)	mg/kg w.w.	0.0004	<0.00040	<0.00040	0	<0.00040	<0.00040	0	0.00074	0.00097	27	0.00257	0.00319	22	<0.00040	<0.00040	0	<0.00040	<0.00040	0	0.00059	0.00058	2
Vanadium (V)	mg/kg w.w.	0.02	<0.020	<0.020	0	<0.020	<0.020	0	0.04	0.036	11	0.087	0.089	2	<0.020	<0.020	0	<0.020	<0.020	0	0.17	0.167	2
Zinc (Zn)	mg/kg w.w.	0.10	2.8	2.6	7	3.1	2.4	28	16.2	16.1	0.6	18.9	19.3	2	25	24	5	4.2	3.6	15	41	42	0.7
Zirconium (Zr)	mg/kg w.w.	0.04	<0.040	<0.040	0	<0.040	<0.040	0	<0.040	<0.040	0	<0.040	<0.040	0	<0.040	<0.040	0	<0.040	<0.040	0	<0.040	<0.040	0

Note: Highlighted Values did not meet the Data Quality Objective of ≤ 40% Relative Percent Difference (RPD). w.w. - wet weight; LDL - Lowest Detection Limit.

APPENDIX B
FISH CATCH AND MERISTIC DATA

Fish Catch Data
Fish Meristic Data
Fish Permit

FISH CATCH AND MERISTIC DATA

Fish Catch Data

Table B.1: Summary of Gill Net Catch Records in the Pinewood River, Rainy River Project Fish Tissue Monitoring, 2017

Area	Net ID	UTM (NAD83, 15N)		Net Mesh Size (in)	Net Length (m)	Set Date	Set Time	Lift Date	Lift Time	Time (hrs)	Effort (m*hrs/ 100 m)	Black Crappie			Northern Pike			Rock Bass			Sauger			Walleye			White Sucker		
		Easting	Northing									Catch	Mortality	CPUE	Catch	Mortality	CPUE	Catch	Mortality	CPUE	Catch	Mortality	CPUE	Catch	Mortality	CPUE	Catch	Mortality	CPUE
Lower Pinewood River	PinR-EXP-GN1	404609	5397539	3	30.48	15-Sep-17	14:05	16-Sep-17	8:42	18.62	5.67	0	0	0.00	10	10	0.54	1	0	0.05	2	2	0.11	6	6	0.32	0	0	0.00
	PinR-EXP-GN2	404413	5397238	3	30.48	15-Sep-17	14:15	16-Sep-17	9:25	19.17	5.84	0	0	0.00	10	8	0.52	0	0	0.00	0	0	0.00	1	1	0.05	0	0	0.00
	PinR-EXP-GN3	404111	5396886	3	30.48	15-Sep-17	14:22	16-Sep-17	9:47	19.42	5.92	2	0	0.10	9	9	0.46	5	1	0.26	0	0	0.00	4	3	0.21	1	0	0.05
	PinR-EXP-GN4	408025	5397801	3	30.48	15-Sep-17	18:45	16-Sep-17	12:30	17.75	5.41	0	0	0.00	5	5	0.28	1	0	0.06	0	0	0.00	6	6	0.34	0	0	0.00
	Total											22.8	2	0	0.09	34	32	1.49	7	1	0.31	2	2	0.09	17	16	0.74	1	0
Pinewood River, downstream of Pumphouse	PinR-EXP-PMP-GN1	414601	5407013	2	22.86	18-Sep-17	15:14	18-Sep-17	17:40	2.43	0.56	0	0	0.00	0	0	0.00	0	0	0.00	0	0	0.00	0	0	0.00	0	0	0.00
	PinR-EXP-PMP-GN2	412939	5405701	2	22.86	18-Sep-17	15:55	18-Sep-17	17:24	1.48	0.34	0	0	0.00	0	0	0.00	0	0	0.00	0	0	0.00	0	0	0.00	0	0	0.00
	PinR-EXP-PMP-GN3	414616	5407031	3	30.48	19-Sep-17	8:17	19-Sep-17	11:35	3.30	1.01	0	0	0.00	0	0	0.00	0	0	0.00	0	0	0.00	0	0	0.00	0	0	0.00
	PinR-EXP-PMP-GN4	414601	5407013	2	22.86	19-Sep-17	8:20	19-Sep-17	11:44	3.40	0.78	0	0	0.00	0	0	0.00	0	0	0.00	0	0	0.00	0	0	0.00	0	0	0.00
	PinR-EXP-PMP-GN5	412939	5405701	2	22.86	19-Sep-17	8:31	19-Sep-17	10:16	1.75	0.40	0	0	0.00	0	0	0.00	0	0	0.00	0	0	0.00	0	0	0.00	0	0	0.00
	Total											3.1	0	0	0.00	0	0	0.00	0	0	0.00	0	0	0.00	0	0	0.00	0	0

Note: CPUE = catch-per-unit-effort, expressed as the number of fish per 100 m/hr.

Table B.2: Summary of Hoop Net Catch Records in the Pinewood River, Rainy River Project Fish Tissue Monitoring, 2017

Area	Net ID	UTM (NAD83, 15U)		Net Size	Set Date	Set Time	Lift Date	Lift Time	Time (hrs)	Effort (trap*days)	Black Crappie			Blackside Darter			Brook Stickleback			Brown Bullhead			Burbot			Central Mudminnow			Creek Chub			Common shiner			Dace (Juvenile) ^a					
		Easting	Northing								Catch	Mortality	CPUE	Catch	Mortality	CPUE	Catch	Mortality	CPUE	Catch	Mortality	CPUE	Catch	Mortality	CPUE	Catch	Mortality	CPUE	Catch	Mortality	CPUE	Catch	Mortality	CPUE	Catch	Mortality	CPUE	Catch	Mortality	CPUE
Lower Pinewood River	PinR-EXP-HN1	404065	5396820	Medium (30")	11-Sep-17	17:55	12-Sep-17	12:24	18.48	0.77	0	0	0.00	0	0	0.00	0	0	0.00	0	0	0.00	0	0	0.00	0	0	0.00	0	0	0.00	0	0	0.00	0	0	0.00			
	PinR-EXP-HN2	403942	5396881	Medium (30")	11-Sep-17	18:23	12-Sep-17	13:01	18.63	0.78	0	0	0.00	0	0	0.00	0	0	0.00	0	0	0.00	0	0	0.00	0	0	0.00	0	0	0.00	0	0	0.00	0	0	0.00			
	PinR-EXP-HN3	403790	5396692	Medium (30")	11-Sep-17	18:41	12-Sep-17	13:31	18.83	0.78	0	0	0.00	0	0	0.00	0	0	0.00	0	0	0.00	0	0	0.00	0	0	0.00	0	0	0.00	0	0	0.00	0	0	0.00			
	PinR-EXP-HN4	404065	5396820	Medium (30")	12-Sep-17	12:47	13-Sep-17	8:46	19.98	0.83	0	0	0.00	0	0	0.00	0	0	0.00	0	0	0.00	0	0	0.00	0	0	0.00	0	0	0.00	0	0	0.00	0	0	0.00			
	PinR-EXP-HN5	404027	5397145	Medium (30")	12-Sep-17	13:14	13-Sep-17	9:18	20.07	0.84	0	0	0.00	0	0	0.00	0	0	0.00	0	0	0.00	0	0	0.00	0	0	0.00	0	0	0.00	0	0	0.00	0	0	0.00			
	PinR-EXP-HN6	403756	5396656	Medium (30")	12-Sep-17	13:41	13-Sep-17	9:46	20.08	0.84	0	0	0.00	0	0	0.00	0	0	0.00	0	0	0.00	0	0	0.00	0	0	0.00	0	0	0.00	0	0	0.00	0	0	0.00			
	PinR-EXP-HN7	409271	5398933	Medium (30")	12-Sep-17	15:44	13-Sep-17	11:05	19.35	0.81	1	0	1.24	0	0	0.00	0	0	0.00	0	0	0.00	0	0	0.00	0	0	0.00	0	0	0.00	0	0	0.00	0	0	0.00			
	PinR-EXP-HN8	409326	5398927	Medium (30")	12-Sep-17	13:10	13-Sep-17	10:59	21.82	0.91	0	0	0.00	0	0	0.00	0	0	0.00	0	0	0.00	0	0	0.00	0	0	0.00	0	0	0.00	0	0	0.00	0	0	0.00			
	PinR-EXP-HN9	408019	5402515	Medium (30")	12-Sep-17	16:44	13-Sep-17	11:39	18.92	0.79	0	0	0.00	0	0	0.00	0	0	0.00	0	0	0.00	0	0	0.00	0	0	0.00	0	0	0.00	0	0	0.00	0	0	0.00			
	PinR-EXP-HN10	404065	5396820	Medium (30")	13-Sep-17	9:00	15-Sep-17	12:21	51.35	2.14	0	0	0.00	0	0	0.00	0	0	0.00	0	0	0.00	0	0	0.00	0	0	0.00	0	0	0.00	0	0	0.00	0	0	0.00			
	PinR-EXP-HN11	404027	5397145	Medium (30")	13-Sep-17	9:35	15-Sep-17	12:42	51.12	2.13	0	0	0.00	0	0	0.00	0	0	0.00	0	0	0.00	0	0	0.00	0	0	0.00	0	0	0.00	0	0	0.00	0	0	0.00			
	PinR-EXP-HN12	404496	5397326	Medium (30")	13-Sep-17	10:11	15-Sep-17	13:01	50.83	2.12	1	0	0.47	0	0	0.00	0	0	0.00	0	0	0.00	0	0	0.00	0	0	0.00	0	0	0.00	0	0	0.00	0	0	0.00			
	PinR-EXP-HN13	409271	5398933	Medium (30")	13-Sep-17	11:02	17-Sep-17	8:19	93.28	3.89	4	0	1.03	0	0	0.00	0	0	0.00	1	0	0.26	3	0	0.77	0	0	0.00	0	0	0.00	0	0	0.00	0	0	0.00			
	PinR-EXP-HN14	409271	5398933	Medium (30")	13-Sep-17	11:08	17-Sep-17	8:37	93.48	3.90	0	0	0.00	0	0	0.00	0	0	0.00	0	0	0.00	0	0	0.00	0	0	0.00	0	0	0.00	0	0	0.00	0	0	0.00			
	PinR-EXP-HN15	408019	5402515	Medium (30")	13-Sep-17	12:00	17-Sep-17	9:14	93.23	3.88	0	0	0.00	0	0	0.00	0	0	0.00	0	0	0.00	0	0	0.00	0	0	0.00	1	0	0.26	0	0	0.00	0	0	0.00			
	PinR-EXP-HN16	404065	5396820	Medium (30")	15-Sep-17	12:36	16-Sep-17	10:43	22.12	0.92	0	0	0.00	0	0	0.00	0	0	0.00	0	0	0.00	0	0	0.00	0	0	0.00	0	0	0.00	0	0	0.00	0	0	0.00			
	PinR-EXP-HN17	404027	5397145	Medium (30")	15-Sep-17	12:47	16-Sep-17	10:56	22.15	0.92	0	0	0.00	0	0	0.00	0	0	0.00	0	0	0.00	0	0	0.00	0	0	0.00	0	0	0.00	0	0	0.00	0	0	0.00			
	PinR-EXP-HN18	404496	5397326	Medium (30")	15-Sep-17	13:16	16-Sep-17	11:10	21.90	0.91	1	0	1.10	0	0	0.00	0	0	0.00	0	0	0.00	0	0	0.00	0	0	0.00	0	0	0.00	0	0	0.00	0	0	0.00			
Total											28.15	7	0	0.25	0	0	0.00	0	0	0.00	1	0	0.04	3	0	0.11	0	0	0.00	1	0	0.04	0	0	0.00	0	0	0.00		
Pinewood River, downstream of Pumphouse	PinR-PH-EXP-MF1 ^b	412939	5405701	Small (24")	14-Sep-17	16:00	15-Sep-17	15:45	23.75	0.99	0	0	0.00	0	0	0.00	0	0	0.00	0	0	0.00	0	0	0.00	0	0	0.00	0	0	0.00	0	0	0.00	0	0	0.00			
	PinR-EXP-PMP-HN1	412896	5405742	Small (24")	15-Sep-17	15:52	17-Sep-17	17:05	49.22	2.05	0	0	0.00	0	0	0.00	0	0	0.00	0	0	0.00	0	0	0.00	0	0	0.00	0	0	0.00	0	0	0.00	0	0	0.00			
	PinR-EXP-PMP-HN2	414589	5406979	Small (24")	16-Sep-17	18:22	17-Sep-17	17:58	23.60	0.98	0	0	0.00	0	0	0.00	0	0	0.00	0	0	0.00	0	0	0.00	0	0	0.00	0	0	0.00	0	0	0.00	0	0	0.00			
	PinR-EXP-PMP-HN3	414559	5406943	Small (24")	16-Sep-17	18:31	17-Sep-17	18:00	23.48	0.98	0	0	0.00	0	0	0.00	0	0	0.00	0	0	0.00	0	0	0.00	0	0	0.00	0	0	0.00	0	0	0.00	0	0	0.00			
	PinR-EXP-PMP-HN4	412896	5405742	Small (24")	17-Sep-17	17:21	18-Sep-17	15:40	22.32	0.93	0	0	0.00	0	0	0.00	1	0	1.08	0	0	0.00	0	0	0.00	0	0	0.00	0	0	0.00	0	0	0.00	0	0	0.00			
	PinR-EXP-PMP-HN5	412803	5405607	Small (24")	17-Sep-17	17:42	18-Sep-17	15:45	22.05	0.92	0	0	0.00	0	0	0.00	1	0	1.09	0	0	0.00	0	0	0.00	0	0	0.00	0	0	0.00	0	0	0.00	0	0	0.00			
	PinR-EXP-PMP-HN6	414589	5406979	Small (24")	17-Sep-17	18:00	18-Sep-17	14:57	20.95	0.87	0	0	0.00	0	0	0.00	0	0	0.00	0	0	0.00	0	0	0.00	1	0	1.15	1	0	1.15	0	0	0.00	1	0	1.15			
	PinR-EXP-PMP-HN7	414559	5406943	Small (24")	17-Sep-17	18:01	18-Sep-17	14:32	20.52	0.85	0	0	0.00	0	0	0.00	1	0	1.17	0	0	0.00	0	0	0.00	0	0	0.00	1	0	1.17	0	0	0.00	0	0	0.00			
	PinR-EXP-PMP-HN8	414651	5407049	Small (24")	17-Sep-17	18:17	18-Sep-17	15:22	21.08	0.88	0	0	0.00	0	0	0.00	1	0	1.14	0	0	0.00	0	0	0.00	0	0	0.00	3	0	3.42	0	0	0.00	0	0	0.00			
	PinR-EXP-PMP-HN9	414686	5407025	Small (24")	17-Sep-17	18:24	18-Sep-17	15:25	21.02	0.88	0	0	0.00	0	0	0.00	1	0	1.14	0	0	0.00	0	0	0.00	1	0	1.14	2	0	2.28	0	0	0.00	0	0	0.00			
	PinR-EXP-PMP-HN10	412896	5405742	Small (24")	18-Sep-17	15:42	19-Sep-17	10:05	18.38	0.77	0	0	0.00	0	0	0.00	0	0	0.00	0	0	0.00	0	0	0.00	0	0	0.00	0	0	0.00	0	0	0.00	0	0	0.00			
	PinR-EXP-PMP-HN11	412803	5405607	Small (24")	18-Sep-17	15:47	19-Sep-17	9:58	18.18	0.76	0	0	0.00	0	0	0.00	0	0	0.00	0	0	0.00	0	0	0.00	0	0	0.00	0	0	0.00	0	0	0.00	0	0	0.00			
	PinR-EXP-PMP-HN12	414589	5406979	Small (24")	18-Sep-17	15:10	19-Sep-17	11:33	20.38	0.85	0	0	0.00	0	0	0.00	0	0	0.00	0	0	0.00	0	0	0.00	0	0	0.00	0	0	0.00	0	0	0.00	0	0	0.00			
	PinR-EXP-PMP-HN13	414559	5406943	Small (24")	18-Sep-17	14:52	19-Sep-17	11:28	20.60	0.86	0	0	0.00	1	0	1.17	0	0	0.00	0	0	0.00	0	0	0.00	0	0	0.00	0	0	0.00	0	0	0.00	0	0	0.00			
	PinR-EXP-PMP-HN14	414651	5407049	Small (24")	18-Sep-17	15:24	19-Sep-17	11:12	19.80	0.82	0	0	0.00	0	0	0.00	0	0	0.00	0	0	0.00	0	0	0.00	1	0	1.21	0	0	0.00	0	0	0.00	0	0	0.00			
	PinR-EXP-PMP-HN15	414686	54070																																					

Table B.2: Summary of Hoop Net Catch Records in the Pinewood River, Rainy River Project Fish Tissue Monitoring, 2017

Area	Net ID	UTM (NAD83, 15U)		Net Size	Set Date	Set Time	Lift Date	Lift Time	Time (hrs)	Effort (trap*days)	Golden Shiner			Johnny Darter			Northern Pike			Rock Bass			Sauger			Trout-perch			Walleye			White Sucker			Yellow Perch					
		Easting	Northing								Catch	Mortality	CPUE	Catch	Mortality	CPUE	Catch	Mortality	CPUE	Catch	Mortality	CPUE	Catch	Mortality	CPUE	Catch	Mortality	CPUE	Catch	Mortality	CPUE	Catch	Mortality	CPUE	Catch	Mortality	CPUE	Catch	Mortality	CPUE
Lower Pinewood River	PinR-EXP-HN1	404065	5396820	Medium (30")	11-Sep-17	17:55	12-Sep-17	12:24	18.48	0.77	0	0	0.00	0	0	0.00	0	0	0.00	0	0	0.00	0	0	0.00	0	0	0.00	3	3	3.90	0	0	0.00	0	0	0.00			
	PinR-EXP-HN2	403942	5396881	Medium (30")	11-Sep-17	18:23	12-Sep-17	13:01	18.63	0.78	0	0	0.00	0	0	0.00	0	0	0.00	2	2	2.58	0	0	0.00	0	0	0.00	1	0	1.29	1	0	1.29	0	0	0.00			
	PinR-EXP-HN3	403790	5396692	Medium (30")	11-Sep-17	18:41	12-Sep-17	13:31	18.83	0.78	0	0	0.00	0	0	0.00	0	0	0.00	0	0	0.00	0	0	0.00	0	0	0.00	0	0	0.00	0	0	0.00	1	0	1.27			
	PinR-EXP-HN4	404065	5396820	Medium (30")	12-Sep-17	12:47	13-Sep-17	8:46	19.98	0.83	0	0	0.00	0	0	0.00	0	0	0.00	5	0	6.01	0	0	0.00	0	0	0.00	1	1	1.20	0	0	0.00	0	0	0.00			
	PinR-EXP-HN5	404027	5397145	Medium (30")	12-Sep-17	13:14	13-Sep-17	9:18	20.07	0.84	0	0	0.00	0	0	0.00	1	1	1.20	0	0	0.00	0	0	0.00	0	0	0.00	1	1	1.20	1	0	1.20	1	0	1.20			
	PinR-EXP-HN6	403756	5396656	Medium (30")	12-Sep-17	13:41	13-Sep-17	9:46	20.08	0.84	0	0	0.00	0	0	0.00	0	0	0.00	2	0	2.39	0	0	0.00	0	0	0.00	1	0	1.20	0	0	0.00	0	0	0.00			
	PinR-EXP-HN7	409271	5398933	Medium (30")	12-Sep-17	15:44	13-Sep-17	11:05	19.35	0.81	0	0	0.00	0	0	0.00	0	0	0.00	0	0	0.00	0	0	0.00	0	0	0.00	0	0	0.00	0	0	0.00	0	0	0.00			
	PinR-EXP-HN8	409326	5398927	Medium (30")	12-Sep-17	13:10	13-Sep-17	10:59	21.82	0.91	0	0	0.00	0	0	0.00	0	0	0.00	0	0	0.00	1	1	1.10	0	0	0.00	0	0	0.00	3	0	3.30	0	0	0.00			
	PinR-EXP-HN9	408019	5402515	Medium (30")	12-Sep-17	16:44	13-Sep-17	11:39	18.92	0.79	0	0	0.00	0	0	0.00	0	0	0.00	0	0	0.00	0	0	0.00	2	0	2.54	0	0	0.00	0	0	0.00	0	0	0.00			
	PinR-EXP-HN10	404065	5396820	Medium (30")	13-Sep-17	9:00	15-Sep-17	12:21	51.35	2.14	0	0	0.00	0	0	0.00	1	1	0.47	2	0	0.93	0	0	0.00	0	0	0.00	1	1	0.47	0	0	0.00	0	0	0.00			
	PinR-EXP-HN11	404027	5397145	Medium (30")	13-Sep-17	9:35	15-Sep-17	12:42	51.12	2.13	0	0	0.00	0	0	0.00	0	0	0.00	6	0	2.82	0	0	0.00	0	0	0.00	0	0	0.00	0	0	0.00	1	0	0.47			
	PinR-EXP-HN12	404496	5397326	Medium (30")	13-Sep-17	10:11	15-Sep-17	13:01	50.83	2.12	0	0	0.00	0	0	0.00	1	1	0.47	0	0	0.00	0	0	0.00	0	0	0.00	2	2	0.94	1	0	0.47	1	0	0.47			
	PinR-EXP-HN13	409271	5398933	Medium (30")	13-Sep-17	11:02	17-Sep-17	8:19	93.28	3.89	0	0	0.00	0	0	0.00	1	0	0.26	2	0	0.51	0	0	0.00	0	0	0.00	4	0	1.03	4	0	1.03	0	0	0.00			
	PinR-EXP-HN14	409271	5398933	Medium (30")	13-Sep-17	11:08	17-Sep-17	8:37	93.48	3.90	0	0	0.00	0	0	0.00	0	0	0.00	0	0	0.00	0	0	0.00	0	0	0.00	0	0	0.00	0	0	0.00	0	0	0.00			
	PinR-EXP-HN15	408019	5402515	Medium (30")	13-Sep-17	12:00	17-Sep-17	9:14	93.23	3.88	0	0	0.00	0	0	0.00	4	3	1.03	0	0	0.00	0	0	0.00	15	0	3.86	2	0	0.51	1	0	0.26	0	0	0.00			
	PinR-EXP-HN16	404065	5396820	Medium (30")	15-Sep-17	12:36	16-Sep-17	10:43	22.12	0.92	0	0	0.00	0	0	0.00	0	0	0.00	2	0	2.17	0	0	0.00	0	0	0.00	0	0	0.00	0	0	0.00	0	0	0.00			
	PinR-EXP-HN17	404027	5397145	Medium (30")	15-Sep-17	12:47	16-Sep-17	10:56	22.15	0.92	0	0	0.00	0	0	0.00	0	0	0.00	4	0	4.33	0	0	0.00	0	0	0.00	0	0	0.00	1	0	1.08	2	0	2.17			
	PinR-EXP-HN18	404496	5397326	Medium (30")	15-Sep-17	13:16	16-Sep-17	11:10	21.90	0.91	0	0	0.00	0	0	0.00	0	0	0.00	3	0	3.29	0	0	0.00	0	0	0.00	1	0	1.10	0	0	0.00	0	0	0.00			
Total											28.15	0	0	0.00	0	0	0.00	8	6	0.28	28	2	0.99	1	1	0.04	17	0	0.60	17	8	0.60	12	0	0.43	6	0	0.21		
Pinewood River, downstream of Pumphouse	PinR-PH-EXP-MF1 ^b	412939	5405701	Small (24")	14-Sep-17	16:00	15-Sep-17	15:45	23.75	0.99	0	0	0.00	0	0	0.00	1	1	1.01	0	0	0.00	0	0	0.00	0	0	0.00	0	0	0.00	0	0	0.00						
	PinR-EXP-PMP-HN1	412896	5405742	Small (24")	15-Sep-17	15:52	17-Sep-17	17:05	49.22	2.05	0	0	0.00	0	0	0.00	0	0	0.00	1	0	0.49	0	0	0.00	0	0	0.00	0	0	0.00	0	0	0.00	0	0	0.00			
	PinR-EXP-PMP-HN2	414589	5406979	Small (24")	16-Sep-17	18:22	17-Sep-17	17:58	23.60	0.98	0	0	0.00	0	0	0.00	0	0	0.00	0	0	0.00	0	0	0.00	0	0	0.00	0	0	0.00	0	0	0.00	0	0	0.00			
	PinR-EXP-PMP-HN3	414559	5406943	Small (24")	16-Sep-17	18:31	17-Sep-17	18:00	23.48	0.98	0	0	0.00	0	0	0.00	0	0	0.00	0	0	0.00	0	0	0.00	0	0	0.00	0	0	0.00	0	0	0.00	0	0	0.00			
	PinR-EXP-PMP-HN4	412896	5405742	Small (24")	17-Sep-17	17:21	18-Sep-17	15:40	22.32	0.93	0	0	0.00	0	0	0.00	0	0	0.00	0	0	0.00	0	0	0.00	0	0	0.00	0	0	0.00	1	0	1.08	0	0	0.00			
	PinR-EXP-PMP-HN5	412803	5405607	Small (24")	17-Sep-17	17:42	18-Sep-17	15:45	22.05	0.92	0	0	0.00	0	0	0.00	0	0	0.00	0	0	0.00	0	0	0.00	0	0	0.00	0	0	0.00	9	0	9.80	0	0	0.00			
	PinR-EXP-PMP-HN6	414589	5406979	Small (24")	17-Sep-17	18:00	18-Sep-17	14:57	20.95	0.87	0	0	0.00	0	0	0.00	1	0	1.15	0	0	0.00	0	0	0.00	0	0	0.00	0	0	0.00	2	0	2.29	0	0	0.00			
	PinR-EXP-PMP-HN7	414559	5406943	Small (24")	17-Sep-17	18:01	18-Sep-17	14:32	20.52	0.85	0	0	0.00	0	0	0.00	2	0	2.34	0	0	0.00	0	0	0.00	0	0	0.00	0	0	0.00	0	0	0.00	0	0	0.00			
	PinR-EXP-PMP-HN8	414651	5407049	Small (24")	17-Sep-17	18:17	18-Sep-17	15:22	21.08	0.88	0	0	0.00	0	0	0.00	0	0	0.00	0	0	0.00	0	0	0.00	0	0	0.00	0	0	0.00	3	0	3.42	0	0	0.00			
	PinR-EXP-PMP-HN9	414686	5407025	Small (24")	17-Sep-17	18:24	18-Sep-17	15:25	21.02	0.88	1	0	1.14	0	0	0.00	0	0	0.00	0	0	0.00	0	0	0.00	0	0	0.00	2	0	2.28	0	0	0.00						
	PinR-EXP-PMP-HN10	412896	5405742	Small (24")	18-Sep-17	15:42	19-Sep-17	10:05	18.38	0.77	0	0	0.00	0	0	0.00	0	0	0.00	0	0	0.00	0	0	0.00	1	0	1.31	0	0	0.00	2	0	2.61	0	0	0.00			
	PinR-EXP-PMP-HN11	412803	5405607	Small (24")	18-Sep-17	15:47	19-Sep-17	9:58	18.18	0.76	0	0	0.00	0	0	0.00	0	0	0.00	1	0	1.32	0	0	0.00	0	0	0.00	0	0	0.00	3	0	3.96	0	0	0.00			
	PinR-EXP-PMP-HN12	414589	5406979	Small (24")	18-Sep-17	15:10	19-Sep-17	11:33	20.38	0.85	0	0	0.00	0	0	0.00	0	0	0.00	0	0	0.00	0	0	0.00	0	0	0.00	0	0	0.00	0	0	0.00	0	0	0.00			
	PinR-EXP-PMP-HN13	414559	5406943	Small (24")	18-Sep-17	14:52	19-Sep-17	11:28	20.60	0.86	0	0	0.00	1	0	1.17	0	0	0.00	0	0	0.00	0	0	0.00	0	0	0.00	0	0	0.00	0	0	0.00	0	0	0.00			
	PinR-EXP-PMP-HN14	414651	5407049	Small (24")	18-Sep-17	15:24	19-Sep-17	11:12	19.80	0.82	0	0	0.00	0	0	0.00	1	0	1.21	0	0	0.00	0	0	0.00	1	0	1.21	0	0	0.00	0	0	0.00	0	0	0.00			
PinR-EXP-PMP-HN15	414686	5407025	Small (24")	18-Sep-17	15:28	19-Sep-17	10:5																																	

FISH CATCH AND MERISTIC DATA

Fish Meristic Data

Table B.3: Northern Pike Data for Fish Caught in the Pinewood River, Rainy River Project Fish Monitoring, 2017

Date	Fish ID ^a	Sex	Fork Length (cm)	Total Length (cm)	Body Weight (g)	Organ Weight (g)		Mercury Concentration (mg/kg w.w.)			Age	Abnormalities
						Gonad	Liver	Muscle	Liver	Ovary		
15-Sep-17	PinR-EXP-NP01	F	55.2	52.7	920	11.376	10.143	0.332	0.200	0.035	2	-
15-Sep-17	PinR-EXP-NP02	M	39.9	37.8	355	8.622	2.786	0.236	0.131	-	1	-
15-Sep-17	PinR-EXP-NP03	F	52.1	48.9	790	9.096	8.311	0.375	0.185	0.037	2	-
16-Sep-17	PinR-EXP-NP04	M	50.2	47.8	820	22.080	10.575	0.358	0.138	-	1	-
16-Sep-17	PinR-EXP-NP05	M	47.6	45.0	580	11.657	3.774	0.217	0.103	-	2	-
16-Sep-17	PinR-EXP-NP06	F	47.8	45.4	600	11.827	6.740	0.281	0.166	0.020	2	-
16-Sep-17	PinR-EXP-NP07	M	47.3	44.9	620	17.893	5.253	0.356	0.223	-	2	-
16-Sep-17	PinR-EXP-NP08	M	49.5	46.6	680	11.164	6.886	0.306	0.143	-	2	-
16-Sep-17	PinR-EXP-NP09	F	84.9	79.9	3,900	50.075	61.182	1.290	1.320	0.257	7	-
16-Sep-17	PinR-EXP-NP10	M	65.9	60.1	1,580	48.196	12.645	0.399	0.173	-	5	-
16-Sep-17	PinR-EXP-NP11	M	46.0	42.8	580	14.610	3.625	0.269	0.100	-	1	-
16-Sep-17	PinR-EXP-NP12	F	63.0	59.1	1,380	21.382	15.283	0.555	0.289	0.045	5	-
16-Sep-17	PinR-EXP-NP13	F	55.5	52.0	940	13.984	10.959	0.390	0.173	0.047	4	-
16-Sep-17	PinR-EXP-NP14	F	62.8	58.6	1,420	16.093	13.927	0.416	0.277	0.048	5	-
16-Sep-17	PinR-EXP-NP15	M	55.4	52.4	900	22.142	6.193	0.401	0.248	-	2	-
18-Sep-17	PinR-EXP-PMP-NP01	-	34.5	32.4	222	-	-	0.162	-	-	6	-
18-Sep-17	PinR-EXP-PMP-NP02	-	41.3	39.0	540	-	-	0.225	-	-	4	-
18-Sep-17	PinR-EXP-PMP-NP03	-	40.6	38.7	370	-	-	0.215	-	-	3	-
19-Sep-17	PinR-EXP-PMP-NP04	-	40.3	38.4	445	-	-	0.178	-	-	4	-
19-Sep-17	PinR-EXP-PMP-NP05	-	45.0	41.8	560	-	-	0.179	-	-	4	-
Mean			51.2	48.2	910	19.35	11.885	0.357	0.258	0.0698	3	-
Minimum			34.5	32.4	222	8.622	2.786	0.162	0.1000	0.0204	1	-
Maximum			84.9	79.9	3,900	50.08	61.18	1.290	1.320	0.2570	7	-
Standard Deviation			11.5	10.7	791	12.890	14.166	0.242	0.299	0.0831	2	-

Note: w.w. - wet weight; F - Female; M - Male

^a PinR-EXP-PMP-NP01 to PinR-EXP-PMP-NP05 sampled non-lethally.

Table B.4: Walleye Data for Fish Caught in the Pinewood River, Rainy River Project Fish Monitoring, 2017

Date	Fish ID	Sex	Fork Length (cm)	Total Length (cm)	Body Weight (g)	Organ Weight (g)		Mercury Concentration (mg/kg w.w.)			Age	Abnormalities
						Gonad	Liver	Muscle	Liver	Ovary		
12-Sep-17	PinR-EXP-WA01	Imm.	39.2	37.3	540	-	5.920	0.296	0.084	-	5	-
12-Sep-17	PinR-EXP-WA02	Imm.	40.6	38.1	600	-	6.743	0.207	0.102	-	3	-
12-Sep-17	PinR-EXP-WA03	F	66.2	62.4	2,900	62.491	43.652	0.978	0.405	0.092	14	-
13-Sep-17	PinR-EXP-WA04	M	44.3	41.9	700	8.713	4.963	0.621	0.220	-	8	-
13-Sep-17	PinR-EXP-WA05	F	67.8	64.7	3,000	64.003	27.723	1.210	0.842	0.176	17	-
15-Sep-17	PinR-EXP-WA06	Imm.	45.5	42.6	820	-	8.323	0.320	0.095	-	5	-
15-Sep-17	PinR-EXP-WA07	Imm.	41.6	38.8	440	-	2.839	0.223	0.135	-	9	-
15-Sep-17	PinR-EXP-WA08	Imm.	33.3	31.2	242	-	2.489	0.127	0.079	-	4	-
16-Sep-17	PinR-EXP-WA09	M	37.2	35.2	490	17.184	6.850	0.329	0.145	-	6	-
16-Sep-17	PinR-EXP-WA10	Imm.	36.2	34.1	475	-	5.355	0.253	0.1920	-	4	-
16-Sep-17	PinR-EXP-WA11	M	36.0	33.9	420	10.032	3.586	0.269	0.108	-	5	-
16-Sep-17	PinR-EXP-WA12	M	34.6	32.8	350	8.652	3.551	0.176	0.140	-	5	-
16-Sep-17	PinR-EXP-WA13	M	35.7	33.4	465	11.782	5.410	0.249	0.138	-	4	-
16-Sep-17	PinR-EXP-WA14	M	36.0	33.6	420	9.546	3.674	0.176	0.117	-	4	-
16-Sep-17	PinR-EXP-WA15	F	51.5	48.2	1,380	29.686	21.763	0.467	0.103	0.025	6	-
Mean			43.0	40.5	883	24.68	10.189	0.393	0.194	0.0977	7	-
Minimum			33.3	31.2	242	8.652	2.489	0.127	0.0792	0.0247	3	-
Maximum			67.8	64.7	3,000	64.00	43.65	1.210	0.842	0.1760	17	-
Standard Deviation			10.9	10.4	880	22.856	11.719	0.313	0.197	0.0758	4	-

Note: w.w. - wet weight; F - Female; M - Male; Imm - Immature.

FISH CATCH AND MERISTIC DATA

Fish Permit

Ministry of Natural
Resources and ForestryMinistère des Richesses
naturelles et des ForêtsTel: (807)274-5337
Fax: (807)274-4438

26 July 2017

File: 2017-2422/

Jess Tester
Minnow Environmental Inc.
2 Lamb St.
Georgetown, ON
L7G 3M9SUBJECT: Licence to Collect Fish for Scientific Purposes

Dear Ms. Tester:

Your application for a Licence to Collect Fish for Scientific Purposes has been approved. Attached to the licence is a Schedule of Conditions (Schedule A) which must be followed at all times. Please sign both the licence and Schedule A and return them to this office for the licence to take effect. This licence authorizes you and those named on Schedule A to collect walleye and northern pike from Pinewood River as set out in the licence, from September 1, 2017 until September 30, 2017.

As a condition of the licence, you are required to submit a mandatory report on your activities. The digital Mandatory Report forms documenting the sampling conducted under this licence must be submitted to this office within 30 days of the termination date, but no later than January 31st, 2018. The Mandatory Report form (Part 1) must be completed for the project and the digital Site Collection Report (Part 2) must be completed for each collection site. A separate map clearly indicating the location of each collection site must be attached to the Site Collection Reports. The submission of a satisfactory report is a prerequisite to any subsequent renewals. The digital forms will be emailed to you with this letter.

If you have any questions please contact Christine Kent, Fish and Wildlife Technical Specialist at (807)274-8618, or Christine.Kent@ontario.ca

Sincerely,
<Original signed by>

Matt Myers
Resource Operations Supervisor
Fort Frances District
Tel: (807)-274-8632

/ck

Encl. Licence to Collect Fish for Scientific Purposes
Schedule A Conditions



Ontario

Ministry of Natural Resources

Ministère des Richesses naturelles

Licence to Collect Fish for Scientific Purposes

Permis pour faire la collecte de poissons à des fins scientifiques

Licence No. N° de permis	1087401
Local Reference No. N° de référence local	2017-2422
Issuer Account No. N° de compte du délivreur de permis	10003073

This licence is issued under Part I of the Fish Licensing Regulation made under the Fish and Wildlife Conservation Act, 1997 to:

Ce permis est délivré en vertu de la Partie I du règlement sur la délivrance de permis de pêche formulé conformément à la Loi sur la protection du poisson et de la faune de 1997 à:

Name of Licencee Nom du titulaire du permis	Last Name / Nom de famille Ms. Tester	First Name / Prénom Jess	Middle Name / Second Prénom
Name of Business/Organization/Affiliation (if applicable) / Nom de l'entreprise/de l'organisme/de l'affiliation (le cas échéant) Minnor Environmental Inc.			
Mailing address of Licencee Adresse postale du titulaire du permis	Street Name & No./PO Box/RR#/Gen. Del./N° rue/C.P./R./poste restante 2 Lamb Street		
	City/Town/Municipality / Ville/Village/municipalité Georgetown	Province/State Provinces/État ON	Postal Code/Zip Code Code Postal/Zip L7G 3M9

to collect the species, size and quantities of fish from the waters as set out below.

Pour faire la collecte des espèces suivantes (stade et nombre indiqués ci-dessous):

Species Espèces	Eggs Oeuf X	Juvenile Fretin X	Adults Adulte X	Numbers Nombre	Name of Waterbody Nom de l'étendue d'eau
Northern Pike			X	35	Pinewood River
Walleye			X	15	Pinewood River

Yes/Oui Additional species/Waterbody list attached / Liste d'espèces/d'étendue d'eau additionnelles ci-jointe

Purpose of collection But de la collecte	Completion of fish tissue monitoring at New Gold's Rainy River Project in support of two separate studies
--	--

Licence Dates Dates du permis	Effective Date / Date d'entrée en vigueur (YYYY-MM-DD) 2017-09-01	Expiry Date / Date d'expiration (YYYY-MM-DD) 2017-09-30
---	---	---

Licence conditions Conditions du permis	This licence is subject to the conditions contained in Schedule A if included. / Ce permis doit respecter les conditions de l'annexe A si celle-ci est jointe.	
	Yes/Oui <input checked="" type="checkbox"/>	No/Non <input type="checkbox"/> Schedule A Included. / Annexe A ci-jointe

Issued by (please print) Délivré par (veuillez écrire en caractères d'imprimerie) Matt Myers	Signature of issuer / Signature du délivreur <Original signed by>	Date of Issue/Date de délivrance (YYYY-MM-DD) 2017-07-28
Signature of Licencee / Signature du titulaire du permis <Original signed by>		Date (YYYY-MM-DD) 2017-07-28

Personal information contained on this form is collected under the authority of the Fish and Wildlife Conservation Act, 1997 and will be used for the purpose of licensing, identification, enforcement, resource management and customer service surveys. Please direct further inquiries to the District Manager of the MNR issuing district.

Les renseignements personnels dans ce formulaire sont recueillis conformément à la Loi sur la protection du poisson et de la faune, 1997, et ils seront utilisés aux fins de délivrance de permis, d'identification, d'application des règlements, de gestion des ressources et de sondage sur les services à la clientèle. Veuillez communiquer avec le chef du district du MRN qui délivre le permis si vous avez des questions.

Licence to Collect Fish for Scientific Purposes Schedule A – Licence Conditions

Licence No. 1087401
Local Reference No. 2017-2422
Issuer Account No. 10003073

This licence is subject to the conditions listed below.

1. Mandatory report forms documenting the sampling conducted under this licence must be submitted to the licence issuer within 30 days of the termination date, but in no case later than January 31 next following the year of issue. The digital Mandatory Report form (Part 1) must be completed for each Sampling Program and the digital Site Collection Reports (Part 2) must be completed for each collection site. A separate map clearly indicating the location of each collection site must be attached to the Site Collection Reports. Submit Mandatory Report forms to the Fort Frances District MNR office. The submission of a satisfactory report is a prerequisite to any subsequent renewals.
2. Sampling locations must be reported using GPS location data using: Projection: Universal Transverse Mercator (UTM); Datum: North American 1983 (NAD83), Canadian Transformation (CNT); Zone: 15 N; Units: metres.
3. Before carrying out any operation under this licence, any person authorized under this licence is required to consult with the Fort Frances Ministry of Natural Resources District Manager at least one week prior to anticipated start of sampling and obtain approval from the respective Manager for the proposed sampling activity. Also, any person authorized under this licence must advise the respective Manager of the date, time and location of all sampling.
4. A copy of the signed original licence must be carried by the licenced person when working at the designated sites. An assistant of the licenced person who is carrying out activities under this licence during the absence of the licenced person shall carry the licence on his or her person.
5. All collection gear shall be clearly marked with the licenced person's and the organization's name.
6. This licence is not valid in Provincial Parks, park reserves, Conservation Authority property or National Parks without written permission from the authorized person in charge of the area concerned.
<http://www.ontarioparks.com/email/research>
7. Capture gear shall be inspected regularly and live holding traps must be inspected at least once daily.
8. This licence does not allow access to any property without permission of the landowner.
9. The licensee shall follow the best management practices for the collection, handling, transportation and holding of fish identified in **FPS Technical Bulletin (Dec. 15, 2011)** included with the licence in order to minimize the risk of spreading aquatic invasive species and diseases.
10. All field equipment must be de-contaminated prior to use on each water body in order to prevent the spread of exotic species and disease.
11. This licence does not authorize any activity that is prohibited under the federal **Species at Risk Act** or the provincial **Endangered Species Act**.
12. All SAR fish and mussels must also be reported to the OMNR Natural Heritage Information Centre on the appropriate form at:
http://nhic.mnr.gov.on.ca/MNR/nhic/species/species_report_cfm
13. This licence does not authorize the possession of specially protected fish under the **Ontario Fishery Regulations**.
14. This licence does not authorize the collection of any species of fish protected under the **Species at Risk Act, Endangered Species Act, or Ontario Fishery Regulations**. If these species are accidentally captured they must be returned to the water immediately.
15. This licence **ONLY** allows for the following capture gear to be used:
Hoop nets (2" and 3" diameter), gill nets (3", 4", 5" mesh size), angling
16. Persons authorized under this licence include the following:
Jess Tester, Kevin Martens, Katharina Batchelar, Shari Weech, Tyrell Worrall, Justin Wilson
17. **The following MNR Class Animal Care Protocols will be adhered to as appropriate for the project activity:**
 - **Capture Methods- Electrofishing**
 - **Capture Methods- Seining**
 - **Capture Methods- Impounding Gear**
 - **Handling and Marking- Biological Sampling**
 - **Containment- Short term Containment**

Signature of Licensee

<Original signed by>

X_

Date

4 - Aug - 17

APPENDIX C
FISH TISSUE QUALITY

Fish Tissue Chemistry
Laboratory Analysis Data Report

FISH TISSUE QUALITY

Fish Tissue Chemistry

Table C.1: Average Dry Weight (d.w.) Metal Concentrations in Fish Tissue, Rainy River Project Fish Monitoring, 2016

Parameter	Lowest Detection Limit	Units	Northern Pike											
			Muscle				Liver				Ovary			
			Average (n=15)	SD	Minimum	Maximum	Average (n=15)	SD	Minimum	Maximum	Average (n=7)	SD	Minimum	Maximum
	0.25	%	79.0	1.0	77.5	80.8	70.6	5.2	61.6	77.6	83.0	2.4	78.9	86.3
Aluminum (Al)	2.0	mg/kg d.w.	2.1	0.1	<2.0	2.5	5.6	1.8	<5.0	9.8	3.6	0.9	2.2	4.8
Antimony (Sb)	0.010	mg/kg d.w.	<0.010	0	<0.010	<0.010	0.011	0.002	<0.010	0.016	<0.010	0	<0.010	<0.010
Arsenic (As)	0.020	mg/kg d.w.	0.34	0.12	0.19	0.66	0.13	0.07	0.07	0.36	0.11	0.02	0.08	0.14
Barium (Ba)	0.050	mg/kg d.w.	0.40	0.16	0.20	0.79	0.36	0.12	<0.050	0.58	0.26	0.18	<0.05	0.53
Beryllium (Be)	0.010	mg/kg d.w.	<0.010	0	<0.010	<0.010	<0.010	0	<0.010	<0.010	<0.010	0	<0.010	<0.010
Bismuth (Bi)	0.010	mg/kg d.w.	0.011	0.0033	<0.010	0.023	0.021	0.007	0.012	0.037	<0.010	0	<0.010	<0.010
Boron (B)	1.0	mg/kg d.w.	<1.0	0	<1.0	<1.0	<1.0	0	<1.0	<1.0	<1.0	0	<1.0	<1.0
Cadmium (Cd)	0.0050	mg/kg d.w.	0.0052	0.0006	<0.0050	0.0072	0.369	0.203	0.0690	0.760	0.0588	0.0211	0.0248	0.0885
Calcium (Ca)	20	mg/kg d.w.	2,314	1,608	577	5,190	196	202	90	910	857	351	512	1,510
Cesium (Cs)	0.0050	mg/kg d.w.	0.0407	0.0124	0.0246	0.0670	0.0126	0.00498	0.00690	0.0206	0.0388	0.0139	0.0199	0.0643
Chromium (Cr)	0.050	mg/kg d.w.	0.064	0.029	<0.050	0.135	0.141	0.227	<0.050	0.930	0.053	0.007	<0.050	0.069
Cobalt (Co)	0.020	mg/kg d.w.	0.021	0.004	<0.020	0.034	0.204	0.0730	0.1350	0.391	0.320	0.0929	0.205	0.490
Copper (Cu)	0.10	mg/kg d.w.	0.69	0.35	0.44	1.82	107.6	39.4	63.7	202	5.51	0.524	4.85	6.22
Iron (Fe)	3.0	mg/kg d.w.	8.3	3.0	5.1	15.3	503	343	97	1,020	231	47.9	144	282
Lead (Pb)	0.020	mg/kg d.w.	0.022	0.006	<0.020	0.043	0.029	0.014	<0.020	0.034	<0.020	0	<0.020	<0.020
Lithium (Li)	0.50	mg/kg d.w.	<0.50	0	<0.50	<0.50	<0.50	0	<0.50	<0.50	<0.50	0	<0.50	<0.50
Magnesium (Mg)	2.0	mg/kg d.w.	1,488	85	1,380	1,650	568	127	392	813	1,287	42	1,210	1,340
Manganese (Mn)	0.050	mg/kg d.w.	2.43	1.84	0.544	6.01	4.37	1.72	2.71	8.8	128	20.9	95	159
Mercury (Hg)	0.0050	mg/kg d.w.	1.97	1.275	1.060	6.36	0.975	1.304	0.265	5.58	0.461	0.625	0.097	1.870
Molybdenum (Mo)	0.020	mg/kg d.w.	<0.020	0	<0.020	<0.020	0.691	0.117	0.487	0.956	0.235	0.0627	0.115	0.320
Nickel (Ni)	0.20	mg/kg d.w.	<0.20	0	<0.20	<0.20	0.22	0.07	<0.20	0.49	<0.20	0	<0.20	<0.02
Phosphorus (P)	10	mg/kg d.w.	11,920	1,050	10,900	14,400	10,089	2,710	6,690	15,300	17,986	1,857	15,800	21,200
Potassium (K)	20	mg/kg d.w.	20,440	1,117	18,400	22,100	10,059	2,698	5,820	14,600	23,343	3,317	17,700	28,100
Rubidium (Rb)	0.050	mg/kg d.w.	27.4	4.42	20.4	37.8	21.7	6.39	12.8	31.7	36.3	8.22	23.7	46.8
Selenium (Se)	0.050	mg/kg d.w.	0.747	0.090	0.620	0.98	7.59	2.07	4.01	12.4	6.48	4.24	3.87	15.90
Sodium (Na)	20	mg/kg d.w.	1,388	562	602	2,310	2,772	1,067	1,380	4,490	5,206	1,338	3,600	7,480
Strontium (Sr)	0.050	mg/kg d.w.	1.131	0.963	0.117	3.18	0.156	0.189	0.070	0.831	0.467	0.209	0.264	0.843
Tellurium (Te)	0.020	mg/kg d.w.	<0.020	0	<0.020	<0.020	0.020	0.001	<0.020	0.024	<0.020	0	<0.020	<0.020
Thallium (Tl)	0.0020	mg/kg d.w.	0.0126	0.0037	0.0066	0.0232	0.0113	0.0033	0.00500	0.0163	0.0242	0.0041	0.0186	0.0316
Tin (Sn)	0.10	mg/kg d.w.	<0.10	0	<0.01	<0.01	<0.10	0.00	<0.10	<0.10	0.10	0.004	<0.10	0.11
Uranium (U)	0.0020	mg/kg d.w.	0.0020	0.00003	<0.0020	0.0021	0.0030	0.00206	<0.0020	0.0093	0.0020	0	<0.0020	0.0021
Vanadium (V)	0.10	mg/kg d.w.	<0.10	0	<0.10	<0.10	0.98	0.80	0.18	3.32	0.20	0.11	<0.10	0.43
Zinc (Zn)	0.50	mg/kg d.w.	17.3	3.0	13.6	25.4	155	29.1	105	205	413	64.8	339	521
Zirconium (Zr)	0.20	mg/kg d.w.	<0.20	0	<0.20	<0.20	<0.20	0	<0.20	<0.20	<0.20	0	<0.20	<0.20

Note: SD - Standard Deviation.

Table C.1: Average Dry Weight (d.w.) Metal Concentrations in Fish Tissue, Rainy River Project Fish Monitoring, 2016

Parameter	Lowest Detection Limit	Units	Walleye											
			Muscle				Liver				Ovary			
			Average (n=15)	SD	Minimum	Maximum	Average (n=15)	SD	Minimum	Maximum	Average (n=3)	SD	Minimum	Maximum
	0.25	%	79.3	1.0	77.8	81.3	75.8	3.9	69.2	81.5	75.0	4.0	70.5	78.3
Aluminum (Al)	2.0	mg/kg d.w.	2.5	0.8	<2.0	4.4	5.9	2.6	2.7	13.0	2.03	0	<2.0	2.10
Antimony (Sb)	0.010	mg/kg d.w.	<0.010	0	<0.010	<0.010	0.010	0	<0.010	0.010	<0.010	0	<0.010	<0.010
Arsenic (As)	0.020	mg/kg d.w.	0.22	0.10	0.10	0.45	0.20	0.07	0.11	0.34	0.05	0.02	0.04	0.07
Barium (Ba)	0.050	mg/kg d.w.	0.08	0.04	<0.050	0.18	0.35	0.24	0.06	0.74	0.18	0.01	<0.050	0.19
Beryllium (Be)	0.010	mg/kg d.w.	<0.010	0	<0.010	<0.010	<0.010	0	<0.010	<0.010	<0.010	0	<0.010	<0.010
Bismuth (Bi)	0.010	mg/kg d.w.	0.012	0.0041	<0.010	0.022	0.012	0.002	<0.010	0.018	<0.010	0	<0.010	<0.010
Boron (B)	1.0	mg/kg d.w.	<1.0	0	<1.0	<1.0	<1.0	0	<1.0	<1.0	<1.0	0	<1.0	<1.0
Cadmium (Cd)	0.0050	mg/kg d.w.	<0.0050	0	<0.0050	<0.0050	1.536	1.872	0.249	7.86	0.0166	0.0144	0.0053	0.0328
Calcium (Ca)	20	mg/kg d.w.	1,052	505	414	1,850	619	462	283	1,940	1,197	531	692	1,750
Cesium (Cs)	0.0050	mg/kg d.w.	0.0477	0.0195	0.0253	0.0836	0.0209	0.0076	0.0110	0.0328	0.0481	0.0091	0.0384	0.0564
Chromium (Cr)	0.050	mg/kg d.w.	0.050	0.002	<0.050	0.056	0.12	0.07	<0.050	0.23	<0.050	0	<0.050	<0.050
Cobalt (Co)	0.020	mg/kg d.w.	<0.020	0	<0.020	<0.020	0.833	0.388	0.220	1.39	0.151	0.036	0.125	0.192
Copper (Cu)	0.10	mg/kg d.w.	0.583	0.071	0.460	0.770	6.88	1.14	4.79	8.39	2.82	0.569	2.18	3.27
Iron (Fe)	3.0	mg/kg d.w.	7.8	1.9	5.3	12.6	404	268	117	1250	101.0	12.5	88.0	113
Lead (Pb)	0.020	mg/kg d.w.	0.03	0.01	<0.02	0.04	0.036	0.01	<0.020	0.045	<0.020	0	<0.020	<0.020
Lithium (Li)	0.50	mg/kg d.w.	<0.50	0	<0.50	<0.50	<0.50	0	<0.50	<0.50	<0.50	0	<0.50	<0.50
Magnesium (Mg)	2.0	mg/kg d.w.	1,427	78	1,270	1,540	739	124	559	917	900	89	821	997
Manganese (Mn)	0.050	mg/kg d.w.	0.62	0.22	0.282	1.12	7.03	1.49	3.73	9.8	7	1.1	6	9
Mercury (Hg)	0.0050	mg/kg d.w.	1.87	1.491	0.661	5.98	0.829	0.866	0.303	3.530	0.428	0.366	0.084	0.812
Molybdenum (Mo)	0.020	mg/kg d.w.	<0.020	0	<0.020	<0.020	0.587	0.122	0.273	0.763	0.036	0.012	0.023	0.047
Nickel (Ni)	0.20	mg/kg d.w.	0.34	0.52	<0.20	2.23	0.21	0.05	<0.20	0.39	<0.20	0	<0.20	<0.20
Phosphorus (P)	10	mg/kg d.w.	11,453	615	10,200	12,600	12,673	2,146	9,630	16,400	9,773	458	9,250	10,100
Potassium (K)	20	mg/kg d.w.	21,420	1,227	19,200	23,800	11,135	2,423	7,250	14,900	13,433	1,986	11,200	15,000
Rubidium (Rb)	0.050	mg/kg d.w.	48.0	15.5	30.0	86.8	25.9	8.3	13.8	42.9	36.9	4.94	31.2	39.9
Selenium (Se)	0.050	mg/kg d.w.	1.075	0.196	0.755	1.360	3.50	0.580	2.2	4.36	1.96	0.340	1.63	2.31
Sodium (Na)	20	mg/kg d.w.	1,223	230	896	1,580	5,356	2,250	2,220	10,800	4,337	1,186	3,130	5,500
Strontium (Sr)	0.050	mg/kg d.w.	0.288	0.195	<0.050	0.554	0.294	0.171	0.170	0.76	0.300	0.173	0.192	0.499
Tellurium (Te)	0.020	mg/kg d.w.	<0.020	0	<0.020	<0.020	0.021	0.004	<0.020	0.037	<0.020	0	<0.020	<0.020
Thallium (Tl)	0.0020	mg/kg d.w.	0.0106	0.0022	0.0076	0.0141	0.0315	0.0058	0.0206	0.0424	0.0198	0.0069	0.0122	0.0255
Tin (Sn)	0.10	mg/kg d.w.	<0.10	0	<0.10	<0.10	0.12	0.03	<0.10	0.19	<0.10	0	<0.10	<0.10
Uranium (U)	0.0020	mg/kg d.w.	<0.0020	0	<0.0020	<0.0020	0.0044	0.0043	<0.0020	0.0169	<0.0020	0	<0.0020	<0.0020
Vanadium (V)	0.10	mg/kg d.w.	<0.10	0	<0.10	<0.10	0.18	0.15	<0.10	0.68	<0.10	0	<0.10	<0.10
Zinc (Zn)	0.50	mg/kg d.w.	12.6	1.4	10.9	15.3	75.6	8.8	61.1	92	107	4.2	104	112
Zirconium (Zr)	0.20	mg/kg d.w.	<0.20	0	<0.20	<0.20	<0.20	0	<0.20	<0.20	<0.20	0	<0.20	<0.20

Note: SD - Standard Deviation.

Table C.2: Dry Weight (d.w.) Metal Concentrations in Fish Muscle Tissue, Rainy River Project Fish Monitoring, 2017

Parameter	Lowest Detection Limit	Units	Northern Pike														
			PinR-EXP-2017-NP01	PinR-EXP-2017-NP02	PinR-EXP-2017-NP03	PinR-EXP-2017-NP04	PinR-EXP-2017-NP05	PinR-EXP-2017-NP06	PinR-EXP-2017-NP07	PinR-EXP-2017-NP08	PinR-EXP-2017-NP09	PinR-EXP-2017-NP10	PinR-EXP-2017-NP11	PinR-EXP-2017-NP12	PinR-EXP-2017-NP13	PinR-EXP-2017-NP14	PinR-EXP-2017-NP15
			15-Sep-17	15-Sep-17	15-Sep-17	16-Sep-17	16-Sep-17	16-Sep-17	16-Sep-17	16-Sep-17	16-Sep-17	16-Sep-17	16-Sep-17	16-Sep-17	16-Sep-17	16-Sep-17	16-Sep-17
% Moisture	0.50	%	78.6	79.1	77.5	77.5	79.6	78.3	78.7	80.4	79.7	80.1	79.4	78.2	79.2	78.0	80.8
Aluminum (Al)	2.0	mg/kg d.w.	<2.0	<2.0	<2.0	<2.0	<2.0	<2.0	<2.0	<2.0	2.2	<2.0	2.2	<2.0	<2.0	<2.0	2.5
Antimony (Sb)	0.010	mg/kg d.w.	<0.010	<0.010	<0.010	<0.010	<0.010	<0.010	<0.010	<0.010	<0.010	<0.010	<0.010	<0.010	<0.010	<0.010	<0.010
Arsenic (As)	0.020	mg/kg d.w.	0.321	0.293	0.227	0.282	0.287	0.511	0.191	0.657	0.415	0.241	0.258	0.337	0.237	0.344	0.440
Barium (Ba)	0.050	mg/kg d.w.	0.477	0.528	0.789	0.437	0.554	0.549	0.300	0.316	0.204	0.267	0.298	0.379	0.298	0.208	0.396
Beryllium (Be)	0.010	mg/kg d.w.	<0.010	<0.010	<0.010	<0.010	<0.010	<0.010	<0.010	<0.010	<0.010	<0.010	<0.010	<0.010	<0.010	<0.010	<0.010
Bismuth (Bi)	0.010	mg/kg d.w.	0.011	0.023	0.011	<0.010	<0.010	0.011	<0.010	<0.010	0.013	<0.010	<0.010	0.011	<0.010	<0.010	0.012
Boron (B)	1.0	mg/kg d.w.	<1.0	<1.0	<1.0	<1.0	<1.0	<1.0	<1.0	<1.0	<1.0	<1.0	<1.0	<1.0	<1.0	<1.0	<1.0
Cadmium (Cd)	0.0050	mg/kg d.w.	<0.0050	<0.0050	<0.0050	<0.0050	<0.0050	<0.0050	<0.0050	0.0072	<0.0050	<0.0050	<0.0050	0.0051	<0.0050	<0.0050	<0.0050
Calcium (Ca)	20	mg/kg d.w.	4,090	3,580	3,340	3,140	5,190	4,840	2,470	889	577	992	598	1,990	838	1,050	1,120
Cesium (Cs)	0.0050	mg/kg d.w.	0.0380	0.0375	0.0298	0.0246	0.0585	0.0295	0.0316	0.0358	0.0576	0.0670	0.0322	0.0431	0.0517	0.0369	0.0374
Chromium (Cr)	0.050	mg/kg d.w.	0.073	<0.050	0.135	<0.050	0.13	<0.050	<0.050	0.079	<0.050	<0.050	<0.050	<0.050	<0.050	<0.050	<0.050
Cobalt (Co)	0.020	mg/kg d.w.	<0.020	<0.020	<0.020	<0.020	<0.020	<0.020	<0.020	<0.020	<0.020	<0.020	<0.020	<0.020	<0.020	<0.020	0.034
Copper (Cu)	0.10	mg/kg d.w.	0.48	0.66	1.02	0.53	0.62	0.53	1.82	0.85	0.44	0.48	0.65	0.45	0.65	0.47	0.75
Iron (Fe)	3.0	mg/kg d.w.	5.8	8.0	7.6	8.4	8.1	6.3	8.3	15.3	5.6	5.8	10.3	8.2	6.9	5.1	14.1
Lead (Pb)	0.020	mg/kg d.w.	<0.020	<0.020	<0.020	<0.020	<0.020	<0.020	0.043	<0.020	<0.020	<0.020	<0.020	<0.020	<0.020	<0.020	<0.020
Lithium (Li)	0.50	mg/kg d.w.	<0.50	<0.50	<0.50	<0.50	<0.50	<0.50	<0.50	<0.50	<0.50	<0.50	<0.50	<0.50	<0.50	<0.50	<0.50
Magnesium (Mg)	2.0	mg/kg d.w.	1,540	1,650	1,460	1,390	1,540	1,630	1,380	1,400	1,470	1,520	1,450	1,490	1,410	1,420	1,570
Manganese (Mn)	0.050	mg/kg d.w.	4.54	3.74	2.59	2.67	6.010	6.00	2.17	1.07	0.54	1.08	0.79	1.840	0.93	1.00	1.53
Mercury (Hg)	0.0050	mg/kg d.w.	1.55	1.13	1.66	1.59	1.06	1.29	1.67	1.560	6.360	2.00	1.31	2.55	1.87	1.89	2.09
Molybdenum (Mo)	0.020	mg/kg d.w.	<0.020	<0.020	<0.020	<0.020	<0.020	<0.020	<0.020	<0.020	<0.020	<0.020	<0.020	<0.020	<0.020	<0.020	<0.020
Nickel (Ni)	0.20	mg/kg d.w.	<0.20	<0.20	<0.20	<0.20	<0.20	<0.20	<0.20	<0.20	<0.20	<0.20	<0.20	<0.20	<0.20	<0.20	<0.20
Phosphorus (P)	10	mg/kg d.w.	12,500	12,500	12,000	11,900	13,700	14,400	11,800	11,200	10,900	11,100	11,100	11,100	11,100	11,000	12,500
Potassium (K)	20	mg/kg d.w.	20,300	20,600	19,600	20,000	22,100	22,000	20,700	20,600	18,900	20,500	21,300	18,400	20,100	19,400	22,100
Rubidium (Rb)	0.050	mg/kg d.w.	29.4	33.2	21.9	20.4	30.3	24.4	24.3	25.7	28.4	37.8	26.7	27.2	24.2	27.7	30.1
Selenium (Se)	0.050	mg/kg d.w.	0.680	0.708	0.738	0.784	0.744	0.98	0.805	0.809	0.620	0.636	0.850	0.723	0.687	0.696	0.750
Sodium (Na)	20	mg/kg d.w.	1,200	1,280	1,270	1,040	704	1,490	602	1,070	2,310	1,930	979	2,240	796	1,890	2,020
Strontium (Sr)	0.050	mg/kg d.w.	1.92	1.630	3.180	1.370	2.660	1.960	1.130	0.310	0.117	0.435	0.121	0.888	0.303	0.423	0.514
Tellurium (Te)	0.020	mg/kg d.w.	<0.020	<0.020	<0.020	<0.020	<0.020	<0.020	<0.020	<0.020	<0.020	<0.020	<0.020	<0.020	<0.020	<0.020	<0.020
Thallium (Tl)	0.0020	mg/kg d.w.	0.0107	0.0093	0.0103	0.0126	0.0232	0.0154	0.0152	0.0130	0.0066	0.0103	0.0138	0.0118	0.0129	0.0134	0.0103
Tin (Sn)	0.10	mg/kg d.w.	<0.10	<0.10	<0.10	<0.10	<0.10	<0.10	<0.10	<0.10	<0.10	<0.10	<0.10	<0.10	<0.10	<0.10	<0.10
Uranium (U)	0.0020	mg/kg d.w.	<0.0020	0.0021	<0.0020	<0.0020	<0.0020	<0.0020	<0.0020	<0.0020	<0.0020	<0.0020	<0.0020	<0.0020	<0.0020	<0.0020	<0.0020
Vanadium (V)	0.10	mg/kg d.w.	<0.10	<0.10	<0.10	<0.10	<0.10	<0.10	<0.10	<0.10	<0.10	<0.10	<0.10	<0.10	<0.10	<0.10	<0.10
Zinc (Zn)	0.50	mg/kg d.w.	16.5	17.8	18.7	15.8	19.4	16.1	20.9	25.4	15.7	14.5	15.4	16.8	14.3	13.6	18.0
Zirconium (Zr)	0.20	mg/kg d.w.	<0.20	<0.20	<0.20	<0.20	<0.20	<0.20	<0.20	<0.20	<0.20	<0.20	<0.20	<0.20	<0.20	<0.20	<0.20

Table C.2: Dry Weight (d.w.) Metal Concentrations in Fish Muscle Tissue, Rainy River Project Fish Monitoring, 2017

Parameter	Lowest Detection Limit	Units	Walleye														
			PinR-EXP-2017-WA01	PinR-EXP-2017-WA02	PinR-EXP-2017-WA03	PinR-EXP-2017-WA04	PinR-EXP-2017-WA05	PinR-EXP-2017-WA06	PinR-EXP-2017-WA07	PinR-EXP-2017-WA08	PinR-EXP-2017-WA09	PinR-EXP-2017-WA10	PinR-EXP-2017-WA11	PinR-EXP-2017-WA12	PinR-EXP-2017-WA13	PinR-EXP-2017-WA14	PinR-EXP-2017-WA15
			12-Sep-17	12-Sep-17	12-Sep-17	13-Sep-17	13-Sep-17	15-Sep-17	15-Sep-17	15-Sep-17	16-Sep-17	16-Sep-17	16-Sep-17	16-Sep-17	16-Sep-17	16-Sep-17	16-Sep-17
% Moisture	0.50	%	78.8	78.4	77.8	79.0	79.7	79.1	81.3	80.8	77.9	80.2	79.2	80.1	80.3	79.2	78.4
Aluminum (Al)	2.0	mg/kg d.w.	<2.0	3.7	<2.0	2.3	2.2	<2.0	3.2	4.4	2.1	2.2	<2.0	2.4	3.2	<2.0	2
Antimony (Sb)	0.010	mg/kg d.w.	<0.010	<0.010	<0.010	<0.010	<0.010	<0.010	<0.010	<0.010	<0.010	<0.010	<0.010	<0.010	<0.010	<0.010	<0.010
Arsenic (As)	0.020	mg/kg d.w.	0.136	0.155	0.162	0.213	0.450	0.176	0.165	0.142	0.291	0.185	0.314	0.224	0.232	0.376	0.096
Barium (Ba)	0.050	mg/kg d.w.	0.181	0.139	<0.050	0.051	0.052	<0.050	0.136	0.074	0.051	0.129	0.078	<0.050	<0.050	<0.050	0.083
Beryllium (Be)	0.010	mg/kg d.w.	<0.010	<0.010	<0.010	<0.010	<0.010	<0.010	<0.010	<0.010	<0.010	<0.010	<0.010	<0.010	<0.010	<0.010	<0.010
Bismuth (Bi)	0.010	mg/kg d.w.	<0.010	<0.010	0.015	0.022	0.017	0.020	0.012	<0.010	<0.010	<0.010	<0.010	<0.010	<0.010	<0.010	0.01
Boron (B)	1.0	mg/kg d.w.	<1.0	<1.0	<1.0	<1.0	<1.0	<1.0	<1.0	<1.0	<1.0	<1.0	<1.0	<1.0	<1.0	<1.0	<1.0
Cadmium (Cd)	0.0050	mg/kg d.w.	<0.0050	<0.0050	<0.0050	<0.0050	<0.0050	<0.0050	0.0089	<0.0050	<0.0050	<0.0050	<0.0050	<0.0050	<0.0050	<0.0050	<0.0050
Calcium (Ca)	20	mg/kg d.w.	1,580	1,650	423	1,100	565	414	1,850	1,380	954	1,540	1,160	463	433	872	1,400
Cesium (Cs)	0.0050	mg/kg d.w.	0.0589	0.0440	0.0779	0.0651	0.0836	0.0423	0.0541	0.0602	0.0316	0.0253	0.0265	0.0255	0.0305	0.0306	0.0595
Chromium (Cr)	0.050	mg/kg d.w.	<0.050	0.056	<0.050	<0.050	<0.050	<0.050	<0.050	<0.050	<0.050	<0.050	<0.050	<0.050	<0.050	<0.050	<0.050
Cobalt (Co)	0.020	mg/kg d.w.	<0.020	<0.020	<0.020	<0.020	<0.020	<0.020	<0.020	<0.020	<0.020	<0.020	<0.020	<0.020	<0.020	<0.020	<0.020
Copper (Cu)	0.10	mg/kg d.w.	0.64	0.60	0.55	0.59	0.65	0.54	0.53	0.46	0.53	0.57	0.77	0.60	0.60	0.52	0.59
Iron (Fe)	3.0	mg/kg d.w.	6.4	8.6	6.5	8.0	10.1	5.9	8.9	9.5	6.1	6.7	7.5	12.6	7.3	5.3	7.3
Lead (Pb)	0.020	mg/kg d.w.	<0.020	0.02	<0.020	<0.020	0.023	0.028	<0.020	0.027	0.024	0.034	<0.020	0.04	0.039	<0.020	0.029
Lithium (Li)	0.50	mg/kg d.w.	<0.50	<0.50	<0.50	<0.50	<0.50	<0.50	<0.50	<0.50	<0.50	<0.50	<0.50	<0.50	<0.50	<0.50	<0.50
Magnesium (Mg)	2.0	mg/kg d.w.	1,510	1,470	1,440	1,540	1,370	1,410	1,290	1,390	1,490	1,360	1,460	1,460	1,480	1,470	1,270
Manganese (Mn)	0.050	mg/kg d.w.	0.637	0.660	0.304	0.521	0.282	0.428	0.899	0.740	0.711	1.120	0.694	0.663	0.489	0.477	0.623
Mercury (Hg)	0.0050	mg/kg d.w.	1.19	0.96	4.40	2.96	5.98	1.53	1.190	0.66	1.49	1.280	1.29	0.89	1.26	0.85	2.16
Molybdenum (Mo)	0.020	mg/kg d.w.	<0.020	<0.020	<0.020	<0.020	<0.020	<0.020	<0.020	<0.020	<0.020	<0.020	<0.020	<0.020	<0.020	<0.020	<0.020
Nickel (Ni)	0.20	mg/kg d.w.	<0.20	<0.20	<0.20	<0.20	<0.20	<0.20	<0.20	<0.20	2.23	<0.20	<0.20	0.29	<0.20	<0.20	<0.20
Phosphorus (P)	10	mg/kg d.w.	11,200	11,300	10,400	11,500	11,600	11,500	11,800	12,600	11,900	11,200	12,100	11,200	11,300	12,000	10,200
Potassium (K)	20	mg/kg d.w.	22,300	22,000	20,700	23,200	20,600	22,000	21,300	23,800	21,400	19,200	21,100	21,100	21,200	22,000	19,400
Rubidium (Rb)	0.050	mg/kg d.w.	53.3	47.0	58.4	51.6	61.8	49.2	60	86.8	35.1	31.7	30.0	32.9	34.9	34.5	52.9
Selenium (Se)	0.050	mg/kg d.w.	0.94	0.97	0.980	0.960	0.981	0.924	1.040	0.76	1.36	1.270	1.360	1.310	1.160	1.260	0.849
Sodium (Na)	20	mg/kg d.w.	1,200	1,110	1,050	914	1,390	1,020	1,580	1,170	1,440	1,200	1,370	896	986	1,450	1,570
Strontium (Sr)	0.050	mg/kg d.w.	0.496	0.554	0.081	0.285	0.13	<0.050	0.551	0.414	0.206	0.554	0.304	<0.050	0.054	0.199	0.390
Tellurium (Te)	0.020	mg/kg d.w.	<0.020	<0.020	<0.020	<0.020	<0.020	<0.020	<0.020	<0.020	<0.020	<0.020	<0.020	<0.020	<0.020	<0.020	<0.020
Thallium (Tl)	0.0020	mg/kg d.w.	0.0095	0.0135	0.0129	0.0141	0.0089	0.0135	0.0076	0.0078	0.0095	0.0102	0.0108	0.0123	0.0088	0.0112	0.0089
Tin (Sn)	0.10	mg/kg d.w.	<0.10	<0.10	<0.10	<0.10	<0.10	<0.10	<0.10	<0.10	<0.10	<0.10	<0.10	<0.10	<0.10	<0.10	<0.10
Uranium (U)	0.0020	mg/kg d.w.	<0.0020	<0.0020	<0.0020	<0.0020	<0.0020	<0.0020	<0.0020	<0.0020	<0.0020	<0.0020	<0.0020	<0.0020	<0.0020	<0.0020	<0.0020
Vanadium (V)	0.10	mg/kg d.w.	<0.10	<0.10	<0.10	<0.10	<0.10	<0.10	<0.10	<0.10	<0.10	<0.10	<0.10	<0.10	<0.10	<0.10	<0.10
Zinc (Zn)	0.50	mg/kg d.w.	15.1	13.6	12.4	12.6	15.3	11.0	11.8	13.6	11.7	12.4	13.6	11.6	10.9	12.0	11.0
Zirconium (Zr)	0.20	mg/kg d.w.	<0.20	<0.20	<0.20	<0.20	<0.20	<0.20	<0.20	<0.20	<0.20	<0.20	<0.20	<0.20	<0.20	<0.20	<0.20

Table C.3: Dry Weight (d.w.) Metal Concentrations in Fish Liver Tissue, Rainy River Project Fish Monitoring, 2017

Parameter	Lowest Detection Limit	Units	Northern Pike														
			PinR-EXP-2017-NP01	PinR-EXP-2017-NP02	PinR-EXP-2017-NP03	PinR-EXP-2017-NP04	PinR-EXP-2017-NP05	PinR-EXP-2017-NP06	PinR-EXP-2017-NP07	PinR-EXP-2017-NP08	PinR-EXP-2017-NP09	PinR-EXP-2017-NP10	PinR-EXP-2017-NP11	PinR-EXP-2017-NP12	PinR-EXP-2017-NP13	PinR-EXP-2017-NP14	PinR-EXP-2017-NP15
			15-Sep-17	15-Sep-17	15-Sep-17	16-Sep-17	16-Sep-17	16-Sep-17	16-Sep-17	16-Sep-17	16-Sep-17	16-Sep-17	16-Sep-17	16-Sep-17	16-Sep-17	16-Sep-17	16-Sep-17
% Moisture	0.50	%	74.6	61.6	68.2	69.9	67.3	75.1	65.0	69.5	76.3	71.3	62.1	74.9	76.6	77.6	68.8
Aluminum (Al)	2.0	mg/kg d.w.	4.6	<5.0	<5.0	2.7	<5.0	4.9	2.5	7.2	7.0	5.3	<5.0	9.8	7.1	6.6	6.4
Antimony (Sb)	0.010	mg/kg d.w.	<0.010	<0.010	<0.010	0.016	<0.010	<0.010	<0.010	<0.010	<0.010	<0.010	<0.010	0.015	0.012	<0.010	<0.010
Arsenic (As)	0.020	mg/kg d.w.	0.134	0.119	0.077	0.072	0.099	0.106	0.109	0.155	0.073	0.116	0.081	0.359	0.105	0.132	0.167
Barium (Ba)	0.050	mg/kg d.w.	0.411	0.307	0.421	0.240	0.323	0.578	0.514	0.372	0.186	0.261	0.239	0.269	0.361	0.307	0.564
Beryllium (Be)	0.010	mg/kg d.w.	<0.010	<0.010	<0.010	<0.010	<0.010	<0.010	<0.010	<0.010	<0.010	<0.010	<0.010	<0.010	<0.010	<0.010	<0.010
Bismuth (Bi)	0.010	mg/kg d.w.	0.024	0.031	0.021	0.018	0.017	0.019	0.015	0.013	0.037	0.012	0.012	0.029	0.016	0.024	0.021
Boron (B)	1.0	mg/kg d.w.	<1.0	<1.0	<1.0	<1.0	<1.0	<1.0	<1.0	<1.0	<1.0	<1.0	<1.0	<1.0	<1.0	<1.0	<1.0
Cadmium (Cd)	0.0050	mg/kg d.w.	0.317	0.183	0.123	0.307	0.069	0.423	0.127	0.674	0.493	0.415	0.249	0.760	0.516	0.521	0.352
Calcium (Ca)	20	mg/kg d.w.	184	90	126	100	110	132	104	139	154	136	117	186	257	192	910
Cesium (Cs)	0.0050	mg/kg d.w.	0.0176	0.0088	0.0093	0.0069	0.0206	0.0082	0.0093	0.0072	0.0172	0.0186	0.0083	0.0147	0.0201	0.0126	0.0103
Chromium (Cr)	0.050	mg/kg d.w.	<0.050	<0.20	0.93	<0.050	<0.20	<0.050	0.08	<0.050	<0.050	<0.050	<0.20	<0.050	<0.050	<0.050	<0.050
Cobalt (Co)	0.020	mg/kg d.w.	0.183	0.154	0.143	0.195	0.169	0.193	0.136	0.226	0.135	0.228	0.139	0.330	0.205	0.236	0.391
Copper (Cu)	0.10	mg/kg d.w.	130.0	103	98	66	63.7	83.1	101.0	104.0	65.4	102.0	68	160.0	120	202	148.0
Iron (Fe)	3.0	mg/kg d.w.	595	959	97	371	112	109	546	1,000	112	1,020	416	867	221	713	408
Lead (Pb)	0.020	mg/kg d.w.	<0.020	<0.050	<0.050	<0.020	<0.050	<0.020	<0.020	<0.020	<0.020	<0.020	<0.050	0.034	<0.020	<0.020	<0.020
Lithium (Li)	0.50	mg/kg d.w.	<0.50	<0.50	<0.50	<0.50	<0.50	<0.50	<0.50	<0.50	<0.50	<0.50	<0.50	<0.50	<0.50	<0.50	<0.50
Magnesium (Mg)	2.0	mg/kg d.w.	730	392	542	447	493	813	521	506	535	476	417	650	757	656	592
Manganese (Mn)	0.050	mg/kg d.w.	5.83	3.07	3.37	2.71	3.04	4.61	3.50	3.90	3.45	3.23	3.23	4.37	8.84	5.42	6.94
Mercury (Hg)	0.0050	mg/kg d.w.	0.786	0.341	0.582	0.458	0.316	0.667	0.64	0.467	5.580	0.604	0.265	1.150	0.74	1.240	0.795
Molybdenum (Mo)	0.020	mg/kg d.w.	0.679	0.723	0.636	0.56	0.852	0.678	0.832	0.641	0.487	0.684	0.720	0.622	0.670	0.632	0.956
Nickel (Ni)	0.20	mg/kg d.w.	<0.20	<0.20	0.49	<0.20	<0.20	<0.20	<0.20	<0.20	<0.20	<0.20	<0.20	<0.20	<0.20	<0.20	<0.20
Phosphorus (P)	10	mg/kg d.w.	12,700	6,690	8,600	7,370	8,290	15,300	8,790	8,710	10,000	8,450	7,040	12,400	14,400	12,300	10,300
Potassium (K)	20	mg/kg d.w.	13,400	6,900	8,680	9,900	7,030	14,600	8,290	9,320	11,800	9,000	5,820	11,800	12,900	13,100	8,350
Rubidium (Rb)	0.050	mg/kg d.w.	31.7	17.8	16.6	15.8	20.2	29.6	15.1	19.7	23.8	28.0	12.8	26.9	21.5	30.8	14.6
Selenium (Se)	0.050	mg/kg d.w.	7.61	4.01	6.62	8.40	5.89	9.30	12.40	9.23	8.83	6.77	5.05	7.06	5.85	9.07	7.71
Sodium (Na)	20	mg/kg d.w.	2,310	1,410	2,050	2,280	1,920	2,550	1,380	2,400	4,180	3,350	1,700	3,970	4,180	4,490	3,410
Strontium (Sr)	0.050	mg/kg d.w.	0.125	<0.10	0.100	0.070	<0.10	0.089	0.080	0.104	0.083	0.110	<0.10	0.131	0.164	0.158	0.831
Tellurium (Te)	0.020	mg/kg d.w.	<0.020	<0.020	<0.020	<0.020	0.024	<0.020	<0.020	<0.020	0.022	<0.020	<0.020	<0.020	<0.020	<0.020	<0.020
Thallium (Tl)	0.0020	mg/kg d.w.	0.0148	0.0071	0.0099	0.0163	0.0139	0.0111	0.0132	0.0086	0.0050	0.0082	0.0094	0.0146	0.0142	0.0128	0.0110
Tin (Sn)	0.10	mg/kg d.w.	<0.10	<0.10	<0.10	<0.10	<0.10	<0.10	<0.10	<0.10	<0.10	<0.10	<0.10	<0.10	<0.10	<0.10	<0.10
Uranium (U)	0.0020	mg/kg d.w.	0.0024	<0.0020	<0.0020	<0.0020	<0.0020	0.0033	<0.0020	<0.0020	0.006	<0.0020	<0.0020	0.0093	0.0027	0.004	<0.0020
Vanadium (V)	0.10	mg/kg d.w.	1.22	0.52	0.53	0.29	0.18	0.84	0.30	1.33	1.47	0.85	0.30	3.32	1.00	1.67	0.93
Zinc (Zn)	0.50	mg/kg d.w.	173	114	130	105	157.0	160	150	148	159	154	116	186	187	205	179
Zirconium (Zr)	0.20	mg/kg d.w.	<0.20	<0.20	<0.20	<0.20	<0.20	<0.20	<0.20	<0.20	<0.20	<0.20	<0.20	<0.20	<0.20	<0.20	<0.20

Table C.3: Dry Weight (d.w.) Metal Concentrations in Fish Liver Tissue, Rainy River Project Fish Monitoring, 2017

Parameter	Lowest Detection Limit	Units	Walleye														
			PinR-EXP-2017-WA01	PinR-EXP-2017-WA02	PinR-EXP-2017-WA03	PinR-EXP-2017-WA04	PinR-EXP-2017-WA05	PinR-EXP-2017-WA06	PinR-EXP-2017-WA07	PinR-EXP-2017-WA08	PinR-EXP-2017-WA09	PinR-EXP-2017-WA10	PinR-EXP-2017-WA11	PinR-EXP-2017-WA12	PinR-EXP-2017-WA13	PinR-EXP-2017-WA14	PinR-EXP-2017-WA15
			12-Sep-17	12-Sep-17	12-Sep-17	13-Sep-17	13-Sep-17	15-Sep-17	15-Sep-17	15-Sep-17	15-Sep-17	16-Sep-17	16-Sep-17	16-Sep-17	16-Sep-17	16-Sep-17	16-Sep-17
% Moisture	0.50	%	81.5	77.6	80.9	73.4	76.1	80.7	71.1	73.8	79.5	76.8	72.0	69.2	75.4	71.3	77.4
Aluminum (Al)	2.0	mg/kg d.w.	5.3	4.8	5.5	6.4	9.1	4.5	13	<5.0	3.1	5.3	<5.0	<5.0	8.3	<5.0	2.7
Antimony (Sb)	0.010	mg/kg d.w.	<0.010	<0.010	<0.010	<0.010	<0.010	<0.010	<0.010	<0.010	0.01	<0.010	<0.010	<0.010	<0.010	<0.010	<0.010
Arsenic (As)	0.020	mg/kg d.w.	0.316	0.198	0.111	0.292	0.141	0.239	0.191	0.336	0.150	0.134	0.214	0.124	0.157	0.208	0.130
Barium (Ba)	0.050	mg/kg d.w.	0.2	0.058	0.081	0.089	0.086	0.612	0.41	0.542	0.656	0.649	0.285	0.265	0.742	0.394	0.202
Beryllium (Be)	0.010	mg/kg d.w.	<0.010	<0.010	<0.010	<0.010	<0.010	<0.010	<0.010	<0.010	<0.010	<0.010	<0.010	<0.010	<0.010	<0.010	<0.010
Bismuth (Bi)	0.010	mg/kg d.w.	<0.010	<0.010	0.011	0.012	0.013	0.012	0.015	<0.010	0.015	0.018	<0.010	<0.010	<0.010	<0.010	<0.010
Boron (B)	1.0	mg/kg d.w.	<1.0	<1.0	<1.0	<1.0	<1.0	<1.0	<1.0	<1.0	<1.0	<1.0	<1.0	<1.0	<1.0	<1.0	<1.0
Cadmium (Cd)	0.0050	mg/kg d.w.	0.910	0.281	0.581	0.606	1.920	0.937	7.860	1.460	1.840	0.663	2.570	1.350	0.44	1.370	0.25
Calcium (Ca)	20	mg/kg d.w.	669	348	370	587	283	625	1940	349	359	488	382	462	1460	556	409
Cesium (Cs)	0.0050	mg/kg d.w.	0.0308	0.0191	0.0302	0.0192	0.0328	0.0269	0.0187	0.0203	0.0164	0.0174	0.0112	0.0110	0.0161	0.0117	0.0310
Chromium (Cr)	0.050	mg/kg d.w.	0.104	<0.050	0.213	0.139	0.066	0.057	0.23	<0.20	<0.050	<0.050	<0.20	<0.20	<0.050	<0.20	<0.050
Cobalt (Co)	0.020	mg/kg d.w.	1.340	0.453	0.979	1.390	0.369	1.02	1.300	0.915	0.701	0.618	1.310	0.869	0.601	0.413	0.22
Copper (Cu)	0.10	mg/kg d.w.	8.07	8.27	6.36	7.47	5.93	8.18	7.86	5.52	5.77	6.89	8.39	6.3	7.23	6.21	4.79
Iron (Fe)	3.0	mg/kg d.w.	493	495	368	565	339	1,250	117	231	243	257	385	190	250	373	509
Lead (Pb)	0.020	mg/kg d.w.	0.028	0.036	0.035	0.045	0.03	0.029	<0.050	<0.050	0.024	<0.020	<0.050	<0.050	<0.020	<0.050	<0.020
Lithium (Li)	0.50	mg/kg d.w.	<0.50	<0.50	<0.50	<0.50	<0.50	<0.50	<0.50	<0.50	<0.50	<0.50	<0.50	<0.50	<0.50	<0.50	<0.50
Magnesium (Mg)	2.0	mg/kg d.w.	917	702	845	684	800	830	559	635	835	902	594	590	828	579	781
Manganese (Mn)	0.050	mg/kg d.w.	6.86	6.52	6.96	6.30	7.5	7.16	9.41	7.40	7.64	9.82	6.56	3.73	8.19	5.55	5.88
Mercury (Hg)	0.0050	mg/kg d.w.	0.453	0.454	2.120	0.827	3.530	0.490	0.467	0.303	0.706	0.829	0.387	0.455	0.560	0.407	0.454
Molybdenum (Mo)	0.020	mg/kg d.w.	0.696	0.587	0.458	0.595	0.459	0.643	0.515	0.644	0.611	0.763	0.675	0.671	0.672	0.550	0.273
Nickel (Ni)	0.20	mg/kg d.w.	0.39	<0.20	<0.20	<0.20	<0.20	<0.20	<0.20	<0.20	<0.20	<0.20	<0.20	<0.20	<0.20	<0.20	<0.20
Phosphorus (P)	10	mg/kg d.w.	14,100	12,300	14,500	12,700	13,900	13,900	10,100	10,600	14,000	16,400	10,200	9,630	15,000	9,760	13,000
Potassium (K)	20	mg/kg d.w.	11,900	11,300	13,600	10,600	12,500	10,800	7,250	9,560	14,900	14,300	8,290	8,210	13,400	8,210	12,200
Rubidium (Rb)	0.050	mg/kg d.w.	26.3	23.6	42.9	25.1	34.2	27.8	22.5	32.6	27.4	22.0	13.8	15.8	21.5	14.8	37.7
Selenium (Se)	0.050	mg/kg d.w.	3.61	3.23	4.13	4.05	3.81	4.12	3.29	2.81	3.88	4.36	3.38	3.31	3.38	2.96	2.20
Sodium (Na)	20	mg/kg d.w.	9,570	5,150	6,170	3,790	5,200	10,800	4,450	4,040	6,000	4,070	4,180	2,220	4,230	3,980	6,490
Strontium (Sr)	0.050	mg/kg d.w.	0.389	0.198	0.187	0.271	0.18	0.443	0.760	0.170	0.202	0.215	0.170	0.220	0.554	0.240	0.216
Tellurium (Te)	0.020	mg/kg d.w.	<0.020	<0.020	<0.020	<0.020	0.037	<0.020	<0.020	<0.020	<0.020	<0.020	<0.020	<0.020	<0.020	<0.020	<0.020
Thallium (Tl)	0.0020	mg/kg d.w.	0.0361	0.0298	0.0328	0.0366	0.0272	0.0343	0.0335	0.0397	0.0424	0.0314	0.0285	0.0269	0.0251	0.0282	0.0206
Tin (Sn)	0.10	mg/kg d.w.	0.17	0.13	<0.10	0.10	0.12	0.19	0.11	<0.10	0.13	<0.10	<0.10	<0.10	0.10	<0.10	<0.10
Uranium (U)	0.0020	mg/kg d.w.	0.006	<0.0020	0.0039	0.0071	0.0107	<0.0020	0.0169	0.0029	<0.0020	<0.0020	<0.0020	<0.0020	<0.0020	<0.0020	<0.0020
Vanadium (V)	0.10	mg/kg d.w.	0.11	<0.10	0.21	0.14	0.36	0.11	0.68	0.18	0.12	<0.10	0.22	0.14	<0.10	<0.10	<0.10
Zinc (Zn)	0.50	mg/kg d.w.	79.7	73.6	84.7	76.5	79.2	83.3	62.4	64.7	82.6	92.0	73.7	61.1	81.0	69.6	70.5
Zirconium (Zr)	0.20	mg/kg d.w.	<0.20	<0.20	<0.20	<0.20	<0.20	0.2	<0.20	<0.20	<0.20	<0.20	<0.20	<0.20	<0.20	<0.20	<0.20

Table C.5: Wet Weight (w.w.) Metal Concentrations in Fish Muscle Tissue, Rainy River Project Fish Tissue Monitoring, 2017

Parameter	Lowest Detection Limit	Units	Benchmark ^{1,2}	Northern Pike														
				PinR-EXP-2017-NP01 MUSCLE	PinR-EXP-2017-NP02 MUSCLE	PinR-EXP-2017-NP03 MUSCLE	PinR-EXP-2017-NP04 MUSCLE	PinR-EXP-2017-NP05 MUSCLE	PinR-EXP-2017-NP06 MUSCLE	PinR-EXP-2017-NP07 MUSCLE	PinR-EXP-2017-NP08 MUSCLE	PinR-EXP-2017-NP09 MUSCLE	PinR-EXP-2017-NP10 MUSCLE	PinR-EXP-2017-NP11 MUSCLE	PinR-EXP-2017-NP12 MUSCLE	PinR-EXP-2017-NP13 MUSCLE	PinR-EXP-2017-NP14 MUSCLE	PinR-EXP-2017-NP15 MUSCLE
				15-Sep-17	15-Sep-17	15-Sep-17	16-Sep-17	16-Sep-17	16-Sep-17	16-Sep-17	16-Sep-17	16-Sep-17	16-Sep-17	16-Sep-17	16-Sep-17	16-Sep-17	16-Sep-17	16-Sep-17
% Moisture	0.25	%	-	78.6	79.1	77.5	77.5	79.6	78.3	78.7	80.4	79.7	80.1	79.4	78.2	79.2	78.0	80.8
Aluminum (Al)	0.4	mg/kg w.w.	-	<0.40	<0.40	<0.40	<0.40	<0.40	<0.40	<0.40	<0.40	0.44	<0.40	0.46	<0.40	<0.40	<0.40	0.47
Antimony (Sb)	0.002	mg/kg w.w.	1.3	<0.0020	<0.0020	<0.0020	<0.0020	<0.0020	<0.0020	<0.0020	<0.0020	<0.0020	<0.0020	<0.0020	<0.0020	<0.0020	<0.0020	<0.0020
Arsenic (As)	0.004	mg/kg w.w.	1.0	0.07	0.06	0.05	0.06	0.06	0.11	0.04	0.13	0.08	0.05	0.05	0.07	0.05	0.08	0.08
Barium (Ba)	0.010	mg/kg w.w.	642	0.10	0.11	0.18	0.10	0.11	0.12	0.06	0.06	0.04	0.05	0.06	0.08	0.06	0.05	0.08
Beryllium (Be)	0.002	mg/kg w.w.	6.4	<0.0020	<0.0020	<0.0020	<0.0020	<0.0020	<0.0020	<0.0020	<0.0020	<0.0020	<0.0020	<0.0020	<0.0020	<0.0020	<0.0020	<0.0020
Bismuth (Bi)	0.002	mg/kg w.w.	-	0.0024	0.0047	0.0025	<0.0020	<0.0020	0.0025	<0.0020	<0.0020	0.0027	<0.0020	<0.0020	0.0024	<0.0020	<0.0020	0.0023
Boron (B)	0.2	mg/kg w.w.	56.2	<0.20	<0.20	<0.20	<0.20	<0.20	<0.20	<0.20	<0.20	<0.20	<0.20	<0.20	<0.20	<0.20	<0.20	<0.20
Cadmium (Cd)	0.0010	mg/kg w.w.	3.2	<0.0010	<0.0010	<0.0010	<0.0010	<0.0010	<0.0010	<0.0010	0.0014	<0.0010	<0.0010	<0.0010	0.0011	<0.0010	<0.0010	<0.0010
Calcium (Ca)	4	mg/kg w.w.	-	874	748	753	707	1,060	1,050	526	174	117	198	123	434	175	230	216
Cesium (Cs)	0.0010	mg/kg w.w.	-	0.0081	0.0078	0.0067	0.0055	0.0120	0.0064	0.0067	0.0070	0.0117	0.0133	0.0066	0.0094	0.0108	0.0081	0.0072
Chromium (Cr)	0.010	mg/kg w.w.	3.2	0.016	<0.010	0.030	<0.010	0.027	<0.010	<0.010	0.016	<0.010	<0.010	<0.010	<0.010	<0.010	<0.010	<0.010
Cobalt (Co)	0.004	mg/kg w.w.	-	<0.0040	<0.0040	<0.0040	<0.0040	<0.0040	<0.0040	<0.0040	<0.0040	<0.0040	<0.0040	<0.0040	<0.0040	<0.0040	<0.0040	0.0066
Copper (Cu)	0.02	mg/kg w.w.	292	0.10	0.14	0.23	0.12	0.13	0.12	0.39	0.17	0.09	0.10	0.13	0.10	0.14	0.10	0.14
Iron (Fe)	0.6	mg/kg w.w.	-	1.2	1.7	1.7	1.9	1.7	1.4	1.8	3.0	1.1	1.2	2.1	1.8	1.4	1.1	2.7
Lead (Pb)	0.004	mg/kg w.w.	11.6	<0.0040	<0.0040	<0.0040	<0.0040	<0.0040	<0.0040	0.0091	<0.0040	<0.0040	<0.0040	<0.0040	<0.0040	<0.0040	<0.0040	<0.0040
Lithium (Li)	0.10	mg/kg w.w.	-	<0.10	<0.10	<0.10	<0.10	<0.10	<0.10	<0.10	<0.10	<0.10	<0.10	<0.10	<0.10	<0.10	<0.10	<0.10
Magnesium (Mg)	0.4	mg/kg w.w.	-	328	345	330	312	315	354	294	275	298	303	299	325	295	314	301
Manganese (Mn)	0.010	mg/kg w.w.	392	0.97	0.78	0.59	0.60	1.23	1.30	0.46	0.21	0.11	0.22	0.16	0.401	0.19	0.22	0.29
Mercury (Hg)	0.0010	mg/kg w.w.	0.5	0.33	0.24	0.38	0.36	0.22	0.28	0.36	0.31	1.29	0.40	0.27	0.56	0.39	0.42	0.40
Molybdenum (Mo)	0.004	mg/kg w.w.	16.1	<0.0040	<0.0040	<0.0040	<0.0040	<0.0040	<0.0040	<0.0040	<0.0040	<0.0040	<0.0040	<0.0040	<0.0040	<0.0040	<0.0040	<0.0040
Nickel (Ni)	0.04	mg/kg w.w.	3.5	<0.040	<0.040	<0.040	<0.040	<0.040	<0.040	<0.040	<0.040	<0.040	<0.040	<0.040	<0.040	<0.040	<0.040	<0.040
Phosphorus (P)	2	mg/kg w.w.	-	2,660	2,610	2,700	2,690	2,800	3,140	2,510	2,200	2,220	2,220	2,280	2,420	2,310	2,430	2,390
Potassium (K)	4	mg/kg w.w.	-	4,340	4,300	4,410	4,500	4,510	4,790	4,410	4,040	3,840	4,090	4,380	4,010	4,190	4,270	4,240
Rubidium (Rb)	0.010	mg/kg w.w.	-	6.3	7.0	4.9	4.6	6.2	5.3	5.2	5.0	5.8	7.5	5.5	5.9	5.1	6.1	5.8
Selenium (Se)	0.010	mg/kg w.w.	3.6	0.15	0.15	0.17	0.18	0.15	0.21	0.17	0.16	0.13	0.13	0.18	0.16	0.14	0.15	0.14
Sodium (Na)	4	mg/kg w.w.	-	258	267	286	235	144	324	128	210	470	384	201	488	166	417	389
Strontium (Sr)	0.010	mg/kg w.w.	1,930	0.41	0.34	0.72	0.31	0.543	0.43	0.24	0.06	0.02	0.087	0.03	0.194	0.063	0.093	0.099
Tellurium (Te)	0.004	mg/kg w.w.	-	<0.0040	<0.0040	<0.0040	<0.0040	<0.0040	<0.0040	<0.0040	<0.0040	<0.0040	<0.0040	<0.0040	<0.0040	<0.0040	<0.0040	<0.0040
Thallium (Tl)	0.0004	mg/kg w.w.	-	0.0023	0.0019	0.0023	0.0028	0.0047	0.0034	0.0032	0.0026	0.0014	0.0021	0.0028	0.0026	0.0027	0.0030	0.0020
Tin (Sn)	0.02	mg/kg w.w.	-	<0.020	<0.020	<0.020	<0.020	<0.020	<0.020	<0.020	<0.020	<0.020	<0.020	<0.020	<0.020	<0.020	<0.020	<0.020
Uranium (U)	0.0004	mg/kg w.w.	1.9	<0.00040	0.00044	<0.00040	<0.00040	<0.00040	<0.00040	<0.00040	<0.00040	<0.00040	<0.00040	<0.00040	<0.00040	<0.00040	<0.00040	<0.00040
Vanadium (V)	0.02	mg/kg w.w.	-	<0.020	<0.020	<0.020	<0.020	<0.020	<0.020	<0.020	<0.020	<0.020	<0.020	<0.020	<0.020	<0.020	<0.020	<0.020
Zinc (Zn)	0.10	mg/kg w.w.	963	3.5	3.7	4.2	3.6	4.0	3.5	4.5	5.0	3.2	2.9	3.2	3.7	3.0	3.0	3.5
Zirconium (Zr)	0.04	mg/kg w.w.	-	<0.040	<0.040	<0.040	<0.040	<0.040	<0.040	<0.040	<0.040	<0.040	<0.040	<0.040	<0.040	<0.040	<0.040	<0.040

█ Indicates value greater than benchmark.
¹ Mercury guideline for women of child-bearing age and children under 15 (see Table 2.1, MOECC 2015).
² See Table 2.2 for Consumption Benchmark References.

Table C.5: Wet Weight (w.w.) Metal Concentrations in Fish Muscle Tissue, Rainy River Project Fish Tissue Monitoring, 2017

Parameter	Lowest Detection Limit	Units	Benchmark ^{1,2}	Walleye														
				PinR-EXP-2017-WA01 MUSCLE	PinR-EXP-2017-WA02 MUSCLE	PinR-EXP-2017-WA03 MUSCLE	PinR-EXP-2017-WA04 MUSCLE	PinR-EXP-2017-WA05 MUSCLE	PinR-EXP-2017-WA06 MUSCLE	PinR-EXP-2017-WA07 MUSCLE	PinR-EXP-2017-WA08 MUSCLE	PinR-EXP-2017-WA09 MUSCLE	PinR-EXP-2017-WA10 MUSCLE	PinR-EXP-2017-WA11 MUSCLE	PinR-EXP-2017-WA12 MUSCLE	PinR-EXP-2017-WA13 MUSCLE	PinR-EXP-2017-WA14 MUSCLE	PinR-EXP-2017-WA15 MUSCLE
				12-Sep-17	12-Sep-17	12-Sep-17	13-Sep-17	13-Sep-17	15-Sep-17	15-Sep-17	15-Sep-17	16-Sep-17	16-Sep-17	16-Sep-17	16-Sep-17	16-Sep-17	16-Sep-17	16-Sep-17
% Moisture	0.25	%	-	78.8	78.4	77.8	79.0	79.7	79.1	81.3	80.8	77.9	80.2	79.2	80.1	80.3	79.2	78.4
Aluminum (Al)	0.4	mg/kg w.w.	-	<0.40	0.81	<0.40	0.49	0.45	<0.40	0.61	0.85	0.46	0.43	<0.40	0.49	0.63	<0.40	0.44
Antimony (Sb)	0.002	mg/kg w.w.	1.3	<0.0020	<0.0020	<0.0020	<0.0020	<0.0020	<0.0020	<0.0020	<0.0020	<0.0020	<0.0020	<0.0020	<0.0020	<0.0020	<0.0020	<0.0020
Arsenic (As)	0.004	mg/kg w.w.	1.0	0.029	0.034	0.036	0.045	0.092	0.037	0.031	0.027	0.065	0.037	0.065	0.045	0.046	0.078	0.021
Barium (Ba)	0.010	mg/kg w.w.	642	0.038	0.030	<0.010	0.011	0.011	<0.010	0.025	0.014	0.011	0.025	0.016	<0.010	<0.010	<0.010	0.018
Beryllium (Be)	0.002	mg/kg w.w.	6.4	<0.0020	<0.0020	<0.0020	<0.0020	<0.0020	<0.0020	<0.0020	<0.0020	<0.0020	<0.0020	<0.0020	<0.0020	<0.0020	<0.0020	<0.0020
Bismuth (Bi)	0.002	mg/kg w.w.	-	<0.0020	0.0021	0.0034	0.0045	0.0035	0.0043	0.0022	<0.0020	0.0020	<0.0020	<0.0020	<0.0020	<0.0020	<0.0020	0.0022
Boron (B)	0.2	mg/kg w.w.	56.2	<0.20	<0.20	<0.20	<0.20	<0.20	<0.20	<0.20	<0.20	<0.20	<0.20	<0.20	<0.20	<0.20	<0.20	<0.20
Cadmium (Cd)	0.0010	mg/kg w.w.	3.2	<0.0010	<0.0010	<0.0010	<0.0010	<0.0010	<0.0010	0.0017	<0.0010	<0.0010	<0.0010	<0.0010	<0.0010	<0.0010	<0.0010	<0.0010
Calcium (Ca)	4	mg/kg w.w.	-	336	357	94	230	115	87	345	265	211	304	242	92	85	182	303
Cesium (Cs)	0.0010	mg/kg w.w.	-	0.0125	0.0095	0.0173	0.0137	0.0170	0.0089	0.0101	0.0115	0.0070	0.0050	0.0055	0.0051	0.0060	0.0064	0.0129
Chromium (Cr)	0.010	mg/kg w.w.	3.2	0.010	0.012	<0.010	<0.010	<0.010	0.010	<0.010	<0.010	<0.010	<0.010	<0.010	<0.010	<0.010	<0.010	<0.010
Cobalt (Co)	0.004	mg/kg w.w.	-	<0.0040	<0.0040	<0.0040	<0.0040	<0.0040	<0.0040	<0.0040	<0.0040	<0.0040	<0.0040	<0.0040	<0.0040	<0.0040	<0.0040	<0.0040
Copper (Cu)	0.02	mg/kg w.w.	292	0.14	0.13	0.12	0.12	0.13	0.11	0.10	0.09	0.12	0.11	0.16	0.12	0.12	0.11	0.13
Iron (Fe)	0.6	mg/kg w.w.	-	1.4	1.9	1.4	1.7	2.1	1.2	1.7	1.8	1.4	1.3	1.6	2.5	1.4	1.1	1.6
Lead (Pb)	0.004	mg/kg w.w.	11.6	<0.0040	0.0044	<0.0040	<0.0040	0.0047	0.0060	<0.0040	0.0052	0.0053	0.0067	<0.0040	0.0079	0.0076	<0.0040	0.0063
Lithium (Li)	0.10	mg/kg w.w.	-	<0.10	<0.10	<0.10	<0.10	<0.10	<0.10	<0.10	<0.10	<0.10	<0.10	<0.10	<0.10	<0.10	<0.10	<0.10
Magnesium (Mg)	0.4	mg/kg w.w.	-	321	318	321	325	279	296	241	267	330	270	305	290	292	306	274
Manganese (Mn)	0.010	mg/kg w.w.	392	0.14	0.14	0.07	0.11	0.06	0.09	0.17	0.14	0.16	0.22	0.15	0.132	0.10	0.10	0.14
Mercury (Hg)	0.0010	mg/kg w.w.	0.5	0.30	0.21	0.98	0.62	1.21	0.32	0.22	0.13	0.33	0.25	0.27	0.18	0.25	0.18	0.47
Molybdenum (Mo)	0.004	mg/kg w.w.	16.1	<0.0040	<0.0040	<0.0040	<0.0040	<0.0040	<0.0040	<0.0040	<0.0040	<0.0040	<0.0040	<0.0040	<0.0040	<0.0040	<0.0040	<0.0040
Nickel (Ni)	0.04	mg/kg w.w.	3.5	<0.040	<0.040	<0.040	<0.040	<0.040	<0.040	<0.040	<0.040	0.50	<0.040	<0.040	0.06	<0.040	<0.040	<0.040
Phosphorus (P)	2	mg/kg w.w.	-	2,370	2,440	2,310	2,410	2,350	2,420	2,200	2,410	2,630	2,220	2,530	2,230	2,230	2,500	2,200
Potassium (K)	4	mg/kg w.w.	-	4,730	4,760	4,610	4,870	4,190	4,600	3,990	4,570	4,730	3,790	4,400	4,190	4,180	4,590	4,200
Rubidium (Rb)	0.010	mg/kg w.w.	-	11.3	10.2	13.0	10.8	12.5	10.3	11.2	16.6	7.8	6.3	6.3	6.5	6.9	7.2	11.4
Selenium (Se)	0.010	mg/kg w.w.	3.6	0.198	0.211	0.218	0.202	0.199	0.19	0.195	0.145	0.301	0.252	0.283	0.260	0.229	0.262	0.183
Sodium (Na)	4	mg/kg w.w.	-	255	240	233	192	283	215	295	224	320	238	285	178	195	302	340
Strontium (Sr)	0.010	mg/kg w.w.	1,920	0.11	0.12	0.02	0.06	0.026	<0.010	0.10	0.08	0.05	0.109	0.06	<0.010	0.011	0.041	0.084
Tellurium (Te)	0.004	mg/kg w.w.	-	<0.0040	<0.0040	<0.0040	<0.0040	<0.0040	<0.0040	<0.0040	<0.0040	<0.0040	<0.0040	<0.0040	<0.0040	<0.0040	<0.0040	<0.0040
Thallium (Tl)	0.0004	mg/kg w.w.	-	0.0020	0.0029	0.0029	0.0030	0.0018	0.0028	0.0014	0.0015	0.0021	0.0020	0.0023	0.0025	0.0017	0.0023	0.0019
Tin (Sn)	0.02	mg/kg w.w.	-	<0.020	<0.020	<0.020	<0.020	<0.020	<0.020	<0.020	<0.020	<0.020	<0.020	<0.020	<0.020	<0.020	<0.020	<0.020
Uranium (U)	0.0004	mg/kg w.w.	1.9	<0.00040	<0.00040	<0.00040	<0.00040	<0.00040	<0.00040	<0.00040	<0.00040	<0.00040	<0.00040	<0.00040	<0.00040	<0.00040	<0.00040	<0.00040
Vanadium (V)	0.02	mg/kg w.w.	-	<0.020	<0.020	<0.020	<0.020	<0.020	<0.020	<0.020	<0.020	<0.020	<0.020	<0.020	<0.020	<0.020	<0.020	<0.020
Zinc (Zn)	0.10	mg/kg w.w.	963	3.2	3.0	2.8	2.6	3.1	2.3	2.2	2.6	2.6	2.5	2.8	2.3	2.2	2.5	2.4
Zirconium (Zr)	0.04	mg/kg w.w.	-	<0.040	<0.040	<0.040	<0.040	<0.040	<0.040	<0.040	<0.040	<0.040	<0.040	<0.040	<0.040	<0.040	<0.040	<0.040

█ Indicates value greater than benchmark.

¹ Mercury guideline for women of child-bearing age and children under 15 (see Table 2.1, MOECC 2015).

² See Table 2.2 for Consumption Benchmark References.

Table C.6: Wet Weight (w.w.) Metal Concentrations in Fish Liver Tissue, Rainy River Project Fish Tissue Monitoring, 2017

Parameter	Lowest Detection Limit	Units	Benchmark ^{1,2}	Northern Pike														
				PinR-EXP-2017-NP01 LIVER	PinR-EXP-2017-NP02 LIVER	PinR-EXP-2017-NP03 LIVER	PinR-EXP-2017-NP04 LIVER	PinR-EXP-2017-NP05 LIVER	PinR-EXP-2017-NP06 LIVER	PinR-EXP-2017-NP07 LIVER	PinR-EXP-2017-NP08 LIVER	PinR-EXP-2017-NP09 LIVER	PinR-EXP-2017-NP10 LIVER	PinR-EXP-2017-NP11 LIVER	PinR-EXP-2017-NP12 LIVER	PinR-EXP-2017-NP13 LIVER	PinR-EXP-2017-NP14 LIVER	PinR-EXP-2017-NP15 LIVER
				15-Sep-17	15-Sep-17	15-Sep-17	16-Sep-17	16-Sep-17	16-Sep-17	16-Sep-17	16-Sep-17	16-Sep-17	16-Sep-17	16-Sep-17	16-Sep-17	16-Sep-17	16-Sep-17	16-Sep-17
% Moisture	0.25	%	-	74.6	61.6	68.2	69.9	67.3	75.1	65.0	69.5	76.3	71.3	62.1	74.9	76.6	77.6	68.8
Aluminum (Al)	2.0	mg/kg w.w.	-	1.17	1.10	1.10	0.80	<1.0	1.23	0.89	2.20	1.65	1.53	<1.0	2.47	1.66	1.49	2.00
Antimony (Sb)	0.010	mg/kg w.w.	1.3	0.0021	0.0021	<0.0020	0.0047	<0.0020	<0.0020	<0.0020	0.0023	<0.0020	<0.0020	<0.0020	0.0038	0.0028	<0.0020	0.0021
Arsenic (As)	0.020	mg/kg w.w.	1.0	0.034	0.046	0.025	0.022	0.033	0.026	0.038	0.048	0.017	0.033	0.031	0.090	0.025	0.030	0.052
Barium (Ba)	0.050	mg/kg w.w.	642	0.11	0.12	0.13	0.07	0.11	0.14	0.18	0.11	0.04	0.08	0.09	0.07	0.08	0.07	0.18
Beryllium (Be)	0.010	mg/kg w.w.	6.4	<0.0020	<0.0020	<0.0020	<0.0020	<0.0020	<0.0020	<0.0020	<0.0020	<0.0020	<0.0020	<0.0020	<0.0020	<0.0020	<0.0020	<0.0020
Bismuth (Bi)	0.010	mg/kg w.w.	-	0.006	0.012	0.007	0.005	0.006	0.005	0.005	0.004	0.009	0.003	0.005	0.007	0.004	0.005	0.006
Boron (B)	1.0	mg/kg w.w.	56.2	<0.20	<0.20	<0.20	<0.20	<0.20	<0.20	<0.20	<0.20	<0.20	<0.20	<0.20	<0.20	<0.20	<0.20	<0.20
Cadmium (Cd)	0.0050	mg/kg w.w.	3.2	0.081	0.070	0.039	0.092	0.023	0.105	0.044	0.206	0.117	0.119	0.095	0.191	0.121	0.117	0.110
Calcium (Ca)	20	mg/kg w.w.	-	47	35	40	30	36	33	37	43	37	39	45	47	60	43	283
Cesium (Cs)	0.0050	mg/kg w.w.	-	0.0045	0.0034	0.0029	0.0021	<0.0067	0.0020	0.0033	0.0022	0.0041	0.0053	0.0031	0.0037	0.0047	0.0028	0.0032
Chromium (Cr)	0.050	mg/kg w.w.	3.2	<0.010	<0.040	0.296	<0.010	<0.040	<0.010	0.028	<0.010	<0.010	<0.010	<0.040	<0.010	<0.010	<0.010	0.012
Cobalt (Co)	0.020	mg/kg w.w.	-	0.046	0.059	0.046	0.059	0.055	0.048	0.048	0.069	0.032	0.065	0.053	0.083	0.048	0.053	0.122
Copper (Cu)	0.10	mg/kg w.w.	292	33.1	39.6	31.1	19.9	20.8	20.7	35.4	31.8	15.5	29.4	25.6	40.2	28.1	45.4	46.2
Iron (Fe)	3.0	mg/kg w.w.	-	151	369	31	111	37	27	191	306	26	293	157	217	52	160	127
Lead (Pb)	0.020	mg/kg w.w.	11.6	<0.0040	<0.010	<0.010	0.0048	<0.010	<0.0040	<0.0040	0.0050	<0.0040	<0.0040	<0.010	0.0086	0.0041	<0.0040	0.0056
Lithium (Li)	0.50	mg/kg w.w.	-	<0.10	<0.10	<0.10	<0.10	<0.10	<0.10	<0.10	<0.10	<0.10	<0.10	<0.10	<0.10	<0.10	<0.10	<0.10
Magnesium (Mg)	2.0	mg/kg w.w.	-	186	151	172	134	161	202	182	154	127	136	158	163	177	147	185
Manganese (Mn)	0.050	mg/kg w.w.	392	1.48	1.18	1.07	0.81	0.99	1.15	1.22	1.19	0.82	0.93	1.22	1.10	2.07	1.22	2.16
Mercury (Hg)	0.0050	mg/kg w.w.	0.5	0.20	0.13	0.19	0.14	0.10	0.17	0.22	0.14	1.32	0.17	0.10	0.29	0.17	0.28	0.25
Molybdenum (Mo)	0.020	mg/kg w.w.	16.1	0.17	0.28	0.20	0.17	0.28	0.17	0.29	0.20	0.12	0.20	0.27	0.16	0.16	0.14	0.30
Nickel (Ni)	0.20	mg/kg w.w.	3.5	<0.040	<0.040	0.16	<0.040	<0.040	<0.040	<0.040	<0.040	<0.040	<0.040	<0.040	<0.040	<0.040	<0.040	<0.040
Phosphorus (P)	10	mg/kg w.w.	-	3,240	2,570	2,730	2,220	2,710	3,800	3,080	2,660	2,380	2,420	2,660	3,110	3,350	2,760	3,210
Potassium (K)	20	mg/kg w.w.	-	3,410	2,650	2,760	2,980	2,300	3,640	2,900	2,850	2,810	2,580	2,200	2,950	3,010	2,930	2,600
Rubidium (Rb)	0.050	mg/kg w.w.	-	8.1	6.9	5.3	4.7	6.6	7.4	5.3	6.0	5.6	8.0	4.9	6.8	5.0	6.9	4.5
Selenium (Se)	0.050	mg/kg w.w.	3.6	1.9	1.5	2.1	2.5	1.9	2.3	4.4	2.8	2.1	1.9	1.9	1.8	1.4	2.0	2.4
Sodium (Na)	20	mg/kg w.w.	-	587	543	650	684	627	635	484	735	990	961	642	996	977	1,010	1,060
Strontium (Sr)	0.050	mg/kg w.w.	1,930	0.032	0.023	0.033	0.021	0.026	0.022	0.028	0.032	0.020	0.031	0.034	0.033	0.038	0.036	0.259
Tellurium (Te)	0.020	mg/kg w.w.	-	<0.0040	0.0044	<0.0040	<0.0040	0.0079	0.0042	0.0048	0.0046	0.0052	<0.0040	0.0042	<0.0040	<0.0040	<0.0040	<0.0040
Thallium (Tl)	0.0020	mg/kg w.w.	-	0.0038	0.0027	0.0032	0.0049	0.0046	0.0028	0.0046	0.0026	0.0012	0.0024	0.0036	0.0037	0.0033	0.0029	0.0034
Tin (Sn)	0.10	mg/kg w.w.	-	<0.020	0.026	<0.020	<0.020	<0.020	<0.020	0.026	<0.020	<0.020	<0.020	<0.020	<0.020	<0.020	<0.020	<0.020
Uranium (U)	0.0020	mg/kg w.w.	1.9	0.0006	<0.00040	0.0006	<0.00040	<0.00040	0.0008	<0.00040	0.0005	0.0014	<0.00040	<0.00040	0.0023	0.0006	0.0009	<0.00040
Vanadium (V)	0.10	mg/kg w.w.	-	0.31	0.20	0.17	0.09	0.06	0.21	0.11	0.41	0.35	0.24	0.11	0.83	0.24	0.38	0.29
Zinc (Zn)	0.50	mg/kg w.w.	963	44	44	41	32	51.4	40	53	45	38	44	44	47	44	46	56
Zirconium (Zr)	0.20	mg/kg w.w.	-	<0.040	<0.040	<0.040	<0.040	<0.040	<0.040	<0.040	<0.040	<0.040	<0.040	<0.040	<0.040	<0.040	<0.040	<0.040

█ Indicates value greater than benchmark.
¹ Mercury guideline for women of child-bearing age and children under 15 (see Table 2.1, MOECC 2015).
² See Table 2.2 for Consumption Benchmark References.

Table C.6: Wet Weight (w.w.) Metal Concentrations in Fish Liver Tissue, Rainy River Project Fish Tissue Monitoring, 2017

Parameter	Lowest Detection Limit	Units	Benchmark ^{1,2}	Walleye														
				PinR-EXP-2017-WA01 LIVER	PinR-EXP-2017-WA02 LIVER	PinR-EXP-2017-WA03 LIVER	PinR-EXP-2017-WA04 LIVER	PinR-EXP-2017-WA05 LIVER	PinR-EXP-2017-WA06 LIVER	PinR-EXP-2017-WA07 LIVER	PinR-EXP-2017-WA08 LIVER	PinR-EXP-2017-WA09 LIVER	PinR-EXP-2017-WA10 LIVER	PinR-EXP-2017-WA11 LIVER	PinR-EXP-2017-WA12 LIVER	PinR-EXP-2017-WA13 LIVER	PinR-EXP-2017-WA14 LIVER	PinR-EXP-2017-WA15 LIVER
				12-Sep-17	12-Sep-17	12-Sep-17	13-Sep-17	13-Sep-17	15-Sep-17	15-Sep-17	15-Sep-17	16-Sep-17	16-Sep-17	16-Sep-17	16-Sep-17	16-Sep-17	16-Sep-17	16-Sep-17
% Moisture	0.25	%	-	81.5	77.6	80.9	73.4	76.1	80.7	71.1	73.8	79.5	76.8	72.0	69.2	75.4	71.3	77.4
Aluminum (Al)	2.0	mg/kg w.w.	-	0.99	1.08	1.05	1.70	2.16	0.88	3.80	<1.0	0.63	1.22	<1.0	<1.0	2.04	<1.0	0.61
Antimony (Sb)	0.010	mg/kg w.w.	1.3	<0.0020	<0.0020	<0.0020	<0.0020	<0.0020	<0.0020	<0.0020	<0.0020	0.0021	<0.0020	<0.0020	<0.0020	<0.0020	<0.0020	<0.0020
Arsenic (As)	0.020	mg/kg w.w.	1.0	0.059	0.044	0.021	0.078	0.034	0.046	0.055	0.088	0.031	0.031	0.060	0.038	0.039	0.060	0.029
Barium (Ba)	0.050	mg/kg w.w.	642	0.04	0.01	0.02	0.02	0.02	0.12	0.12	0.14	0.14	0.15	0.08	0.08	0.18	0.11	0.05
Beryllium (Be)	0.010	mg/kg w.w.	6.4	<0.0020	<0.0020	<0.0020	<0.0020	<0.0020	<0.0020	<0.0020	<0.0020	<0.0020	<0.0020	<0.0020	<0.0020	<0.0020	<0.0020	<0.0020
Bismuth (Bi)	0.010	mg/kg w.w.	-	<0.0020	<0.0020	0.0022	0.0033	0.0031	0.0024	0.0044	<0.0020	0.0030	0.0042	<0.0020	<0.0020	0.0023	<0.0020	<0.0020
Boron (B)	1.0	mg/kg w.w.	56.2	<0.20	<0.20	<0.20	<0.20	<0.20	<0.20	<0.20	<0.20	<0.20	<0.20	<0.20	<0.20	<0.20	<0.20	<0.20
Cadmium (Cd)	0.0050	mg/kg w.w.	3.2	0.17	0.06	0.11	0.16	0.46	0.18	2.27	0.38	0.38	0.15	0.72	0.41	0.11	0.39	0.06
Calcium (Ca)	20	mg/kg w.w.	-	124	78	71	156	68	121	560	91	74	113	107	142	358	160	93
Cesium (Cs)	0.0050	mg/kg w.w.	-	0.0057	0.0043	0.0058	0.0051	0.0078	0.0052	0.0054	0.0053	0.0034	0.0040	0.0031	0.0034	0.0040	0.0034	0.0070
Chromium (Cr)	0.050	mg/kg w.w.	3.2	0.019	<0.010	0.041	0.037	0.016	0.011	0.065	<0.040	<0.010	<0.010	<0.040	<0.040	<0.010	<0.040	<0.010
Cobalt (Co)	0.020	mg/kg w.w.	-	0.249	0.101	0.187	0.370	0.088	0.20	0.375	0.239	0.144	0.143	0.368	0.267	0.148	0.119	0.05
Copper (Cu)	0.10	mg/kg w.w.	292	1.49	1.85	1.22	1.99	1.42	1.58	2.27	1.44	1.18	1.60	2.35	1.94	1.78	1.79	1.08
Iron (Fe)	3.0	mg/kg w.w.	-	91	111	70	150	81	242	34	61	50	60	108	58	62	107	115
Lead (Pb)	0.020	mg/kg w.w.	11.6	0.005	0.008	0.007	0.012	0.007	0.006	<0.010	<0.010	0.005	<0.0040	<0.010	<0.010	0.004	<0.010	<0.0040
Lithium (Li)	0.50	mg/kg w.w.	-	<0.10	<0.10	<0.10	<0.10	<0.10	<0.10	<0.10	<0.10	<0.10	<0.10	<0.10	<0.10	<0.10	<0.10	<0.10
Magnesium (Mg)	2.0	mg/kg w.w.	-	170	157	162	182	191	160	161	166	171	209	167	182	204	166	177
Manganese (Mn)	0.050	mg/kg w.w.	392	1.27	1.46	1.33	1.68	1.78	1.38	2.72	1.94	1.57	2.28	1.84	1.15	2.01	1.60	1.33
Mercury (Hg)	0.0050	mg/kg w.w.	0.5	0.08	0.10	0.41	0.22	0.84	0.09	0.14	0.08	0.15	0.19	0.11	0.14	0.14	0.12	0.10
Molybdenum (Mo)	0.020	mg/kg w.w.	16.1	0.13	0.13	0.09	0.16	0.11	0.12	0.15	0.17	0.13	0.18	0.19	0.21	0.17	0.16	0.06
Nickel (Ni)	0.20	mg/kg w.w.	3.5	0.073	<0.040	<0.040	<0.040	<0.040	<0.040	0.046	<0.040	<0.040	<0.040	<0.040	<0.040	<0.040	<0.040	<0.040
Phosphorus (P)	10	mg/kg w.w.	-	2,610	2,750	2,780	3,380	3,310	2,690	2,900	2,770	2,870	3,800	2,870	2,960	3,690	2,800	2,930
Potassium (K)	20	mg/kg w.w.	-	2,200	2,530	2,600	2,830	2,990	2,080	2,090	2,500	3,060	3,310	2,320	2,530	3,290	2,360	2,770
Rubidium (Rb)	0.050	mg/kg w.w.	-	4.9	5.3	8.2	6.7	8.2	5.4	6.5	8.5	5.6	5.1	3.9	4.9	5.3	4.3	8.5
Selenium (Se)	0.050	mg/kg w.w.	3.6	0.67	0.72	0.79	1.08	0.91	0.80	0.95	0.73	0.79	1.01	0.95	1.02	0.83	0.85	0.50
Sodium (Na)	20	mg/kg w.w.	-	1,770	1,150	1,180	1,010	1,240	2,080	1,280	1,060	1,230	945	1,170	683	1,040	1,140	1,470
Strontium (Sr)	0.050	mg/kg w.w.	1,920	0.072	0.044	0.036	0.072	0.043	0.086	0.219	0.044	0.041	0.050	0.046	0.066	0.136	0.068	0.049
Tellurium (Te)	0.020	mg/kg w.w.	-	<0.0040	<0.0040	<0.0040	<0.0040	0.0088	<0.0040	<0.0040	<0.0040	<0.0040	<0.0040	<0.0040	<0.0040	<0.0040	<0.0040	<0.0040
Thallium (Tl)	0.0020	mg/kg w.w.	-	0.0067	0.0067	0.0063	0.0098	0.0065	0.0066	0.0097	0.0104	0.0087	0.0073	0.0080	0.0083	0.0062	0.0081	0.0047
Tin (Sn)	0.10	mg/kg w.w.	-	0.03	0.03	<0.020	0.03	0.03	0.04	0.03	0.02	0.03	0.02	0.02	<0.020	0.03	0.02	<0.020
Uranium (U)	0.0020	mg/kg w.w.	1.9	0.0011	<0.00040	0.0007	0.0019	0.0026	<0.00040	0.0049	0.0008	<0.00040	<0.00040	0.0005	0.0004	<0.00040	<0.00040	<0.00040
Vanadium (V)	0.10	mg/kg w.w.	-	0.02	<0.020	0.04	0.04	0.09	0.02	0.20	0.05	0.03	0.02	0.06	0.04	<0.020	0.02	<0.020
Zinc (Zn)	0.50	mg/kg w.w.	963	14.7	16.5	16.2	20.4	18.9	16.1	18.0	16.9	16.9	21.4	20.7	18.8	19.9	20.0	16.0
Zirconium (Zr)	0.20	mg/kg w.w.	-	<0.040	<0.040	<0.040	<0.040	<0.040	<0.040	<0.040	<0.040	<0.040	<0.040	<0.040	<0.040	<0.040	<0.040	<0.040

■ Indicates value greater than benchmark.
¹ Mercury guideline for women of child-bearing age and children under 15 (see Table 2.1, MOECC 2015).
² See Table 2.2 for Consumption Benchmark References.

Table C.7: Wet Weight (w.w.) Metal Concentrations in Fish Ovaries, Rainy River Project Fish Tissue Monitoring, 2017

Parameter	Lowest Detection Limit	Units	Benchmark ^{1,2}	Northern Pike							Walleye		
				PinR-EXP-2017 NP01 OVARY	PinR-EXP-2017 NP03 OVARY	PinR-EXP-2017 NP06 OVARY	PinR-EXP-2017 NP09 OVARY	PinR-EXP-2017 NP12 OVARY	PinR-EXP-2017 NP13 OVARY	PinR-EXP-2017 NP14 OVARY	PinR-EXP-2017 WA03 OVARY	PinR-EXP-2017 WA05 OVARY	PinR-EXP-2017 WA15 OVARY
				15-Sep-17	15-Sep-17	16-Sep-17	16-Sep-17	16-Sep-17	16-Sep-17	16-Sep-17	12-Sep-17	13-Sep-17	16-Sep-17
% Moisture	0.25	%	-	82.9	82.9	78.9	86.3	83.3	81.3	85.3	76.2	78.3	70.5
Aluminum (Al)	2.0	mg/kg w.w.	-	<0.6	0.8	<0.7	0.4	<0.8	<0.7	<0.40	<0.40	<0.5	<0.5
Antimony (Sb)	0.010	mg/kg w.w.	1.3	<0.0020	<0.0020	<0.0020	<0.0020	<0.0020	<0.0020	<0.0020	<0.0020	<0.0020	<0.0020
Arsenic (As)	0.020	mg/kg w.w.	1.0	0.017	0.013	0.025	0.019	0.024	0.018	0.016	0.008	0.013	0.020
Barium (Ba)	0.050	mg/kg w.w.	642	0.08	0.09	0.05	0.01	0.04	0.05	<0.010	0.05	0.04	0.05
Beryllium (Be)	0.010	mg/kg w.w.	6.4	<0.0020	<0.0020	<0.0020	<0.0020	<0.0020	<0.0020	<0.0020	<0.0020	<0.0020	<0.0020
Bismuth (Bi)	0.010	mg/kg w.w.	-	<0.0020	<0.0020	<0.0020	<0.0020	<0.0020	<0.0020	<0.0020	<0.0020	<0.0020	<0.0020
Boron (B)	1.0	mg/kg w.w.	56.2	<0.20	<0.20	<0.20	<0.20	<0.20	<0.20	<0.20	<0.20	<0.20	<0.20
Cadmium (Cd)	0.0050	mg/kg w.w.	3.2	0.0093	0.0042	0.0095	0.0085	0.0133	0.0109	0.0130	0.0028	0.0071	0.0016
Calcium (Ca)	20	mg/kg w.w.	-	143	94	154	102	188	281	75	273	381	204
Cesium (Cs)	0.0050	mg/kg w.w.	-	0.0069	0.0048	0.0042	0.0088	0.0060	0.0073	0.0064	0.0118	0.0122	0.0113
Chromium (Cr)	0.050	mg/kg w.w.	3.2	<0.010	<0.010	<0.010	<0.010	<0.010	<0.010	<0.010	<0.010	<0.010	<0.010
Cobalt (Co)	0.020	mg/kg w.w.	-	0.063	0.049	0.054	0.028	0.082	0.053	0.052	0.032	0.042	0.037
Copper (Cu)	0.10	mg/kg w.w.	292	0.83	0.84	1.13	0.76	0.95	1.13	0.91	0.78	0.65	0.64
Iron (Fe)	3.0	mg/kg w.w.	-	39	33	53	20	47	46	40	24	19	33
Lead (Pb)	0.020	mg/kg w.w.	11.6	<0.0040	<0.0040	<0.0040	<0.0040	<0.0040	<0.0040	<0.0040	<0.0040	<0.0040	<0.0040
Lithium (Li)	0.50	mg/kg w.w.	-	<0.10	<0.10	<0.10	<0.10	<0.10	<0.10	<0.10	<0.10	<0.10	<0.10
Magnesium (Mg)	2.0	mg/kg w.w.	-	222	208	284	181	216	236	188	237	191	242
Manganese (Mn)	0.050	mg/kg w.w.	392	24	20	25	13	21	30	21	2	2	2
Mercury (Hg)	0.0050	mg/kg w.w.	0.5	0.035	0.037	0.020	0.257	0.045	0.047	0.048	0.092	0.176	0.025
Molybdenum (Mo)	0.020	mg/kg w.w.	16.1	0.055	0.037	0.055	0.016	0.038	0.049	0.035	0.009	0.010	0.007
Nickel (Ni)	0.20	mg/kg w.w.	3.5	<0.040	<0.040	<0.040	<0.040	<0.040	<0.040	<0.040	<0.040	<0.040	<0.040
Phosphorus (P)	10	mg/kg w.w.	-	3,040	2,970	3,340	2,910	3,090	3,020	2,820	2,410	2,160	2,730
Potassium (K)	20	mg/kg w.w.	-	4,160	3,970	3,730	3,860	3,820	4,000	3,790	3,350	3,250	3,300
Rubidium (Rb)	0.050	mg/kg w.w.	-	7.0	5.4	5.0	6.4	6.2	5.6	6.4	9.5	8.6	9.2
Selenium (Se)	0.050	mg/kg w.w.	3.6	0.8	1.0	3.4	0.5	0.6	1.0	0.9	0.6	0.4	0.5
Sodium (Na)	20	mg/kg w.w.	-	757	927	760	1,030	912	743	893	1,040	1,190	923
Strontium (Sr)	0.050	mg/kg w.w.	1,930	0.066	0.054	0.118	0.042	0.100	0.158	0.039	0.049	0.108	0.057
Tellurium (Te)	0.020	mg/kg w.w.	-	<0.0040	<0.0040	<0.0040	<0.0040	<0.0040	<0.0040	<0.0040	<0.0040	<0.0040	<0.0040
Thallium (Tl)	0.0020	mg/kg w.w.	-	0.0044	0.0039	0.0046	0.0026	0.0043	0.0044	0.0046	0.0061	0.0047	0.0036
Tin (Sn)	0.10	mg/kg w.w.	-	<0.020	<0.020	0.02	<0.020	<0.020	<0.020	<0.020	<0.020	<0.020	<0.020
Uranium (U)	0.0020	mg/kg w.w.	1.9	<0.00040	<0.00040	<0.00040	<0.00040	<0.00040	<0.00040	<0.00040	<0.00040	<0.00040	<0.00040
Vanadium (V)	0.10	mg/kg w.w.	-	<0.03	0.02	<0.020	<0.03	<0.07	0.03	0.04	<0.020	<0.020	<0.020
Zinc (Zn)	0.50	mg/kg w.w.	963	58	67	80	71	78	67	64	25	24	31
Zirconium (Zr)	0.20	mg/kg w.w.	-	<0.040	<0.040	<0.040	<0.040	<0.040	<0.040	<0.040	<0.040	<0.040	<0.040

█ Indicates value greater than benchmark.

¹ Mercury guideline for women of child-bearing age and children under 15 (see Table 2.1, MOECC 2015).

² See Table 2.2 for Consumption Benchmark References.

FISH TISSUE QUALITY

Laboratory Analysis Data Report



MINNOW ENVIRONMENTAL INC.
ATTN: Katharina Batchlear
101-1025 Hillside Avenue
Victoria BC V8T 2A2

Date Received: 18-SEP-17
Report Date: 04-DEC-17 13:57 (MT)
Version: FINAL

Client Phone: 250-595-1627

Certificate of Analysis

Lab Work Order #: L1992980
Project P.O. #: NOT SUBMITTED
Job Reference: 17-13
C of C Numbers:
Legal Site Desc:

<Original signed by>

Christine Paradis
Project Manager

[This report shall not be reproduced except in full without the written authority of the Laboratory.]

ADDRESS: 1081 Barton Street, Thunder Bay, ON P7B 5N3 Canada | Phone: +1 807 623 6463 | Fax: +1 807 623 7598
ALS CANADA LTD Part of the ALS Group An ALS Limited Company

ALS ENVIRONMENTAL ANALYTICAL REPORT

Sample Details/Parameters	Result	Qualifier*	D.L.	Units	Extracted	Analyzed	Batch
L1992980-1 PINR-EXP-2017-WA01 MUSCLE Sampled By: KB PS on 12-SEP-17 @ 00:01 Matrix: Tissue							
Physical Tests							
% Moisture	78.8		0.50	%		01-NOV-17	R3872549
Metals							
Aluminum (Al)-Total	<2.0		2.0	mg/kg	01-NOV-17	02-NOV-17	R3873117
Aluminum (Al)-Total	<0.40		0.40	mg/kg wwt	01-NOV-17	02-NOV-17	R3873117
Antimony (Sb)-Total	<0.010		0.010	mg/kg	01-NOV-17	02-NOV-17	R3873117
Antimony (Sb)-Total	<0.0020		0.0020	mg/kg wwt	01-NOV-17	02-NOV-17	R3873117
Arsenic (As)-Total	0.136		0.020	mg/kg	01-NOV-17	02-NOV-17	R3873117
Arsenic (As)-Total	0.0289		0.0040	mg/kg wwt	01-NOV-17	02-NOV-17	R3873117
Barium (Ba)-Total	0.181		0.050	mg/kg	01-NOV-17	02-NOV-17	R3873117
Barium (Ba)-Total	0.038		0.010	mg/kg wwt	01-NOV-17	02-NOV-17	R3873117
Beryllium (Be)-Total	<0.010		0.010	mg/kg	01-NOV-17	02-NOV-17	R3873117
Beryllium (Be)-Total	<0.0020		0.0020	mg/kg wwt	01-NOV-17	02-NOV-17	R3873117
Bismuth (Bi)-Total	<0.010		0.010	mg/kg	01-NOV-17	02-NOV-17	R3873117
Bismuth (Bi)-Total	<0.0020		0.0020	mg/kg wwt	01-NOV-17	02-NOV-17	R3873117
Boron (B)-Total	<1.0		1.0	mg/kg	01-NOV-17	02-NOV-17	R3873117
Boron (B)-Total	<0.20		0.20	mg/kg wwt	01-NOV-17	02-NOV-17	R3873117
Cadmium (Cd)-Total	<0.0050		0.0050	mg/kg	01-NOV-17	02-NOV-17	R3873117
Cadmium (Cd)-Total	<0.0010		0.0010	mg/kg wwt	01-NOV-17	02-NOV-17	R3873117
Calcium (Ca)-Total	1580		20	mg/kg	01-NOV-17	02-NOV-17	R3873117
Calcium (Ca)-Total	336		4.0	mg/kg wwt	01-NOV-17	02-NOV-17	R3873117
Cesium (Cs)-Total	0.0589		0.0050	mg/kg	01-NOV-17	02-NOV-17	R3873117
Cesium (Cs)-Total	0.0125		0.0010	mg/kg wwt	01-NOV-17	02-NOV-17	R3873117
Chromium (Cr)-Total	<0.050		0.050	mg/kg	01-NOV-17	02-NOV-17	R3873117
Chromium (Cr)-Total	0.010		0.010	mg/kg wwt	01-NOV-17	02-NOV-17	R3873117
Cobalt (Co)-Total	<0.020		0.020	mg/kg	01-NOV-17	02-NOV-17	R3873117
Cobalt (Co)-Total	<0.0040		0.0040	mg/kg wwt	01-NOV-17	02-NOV-17	R3873117
Copper (Cu)-Total	0.64		0.10	mg/kg	01-NOV-17	02-NOV-17	R3873117
Copper (Cu)-Total	0.135		0.020	mg/kg wwt	01-NOV-17	02-NOV-17	R3873117
Iron (Fe)-Total	6.4		3.0	mg/kg	01-NOV-17	02-NOV-17	R3873117
Iron (Fe)-Total	1.35		0.60	mg/kg wwt	01-NOV-17	02-NOV-17	R3873117
Lead (Pb)-Total	<0.020		0.020	mg/kg	01-NOV-17	02-NOV-17	R3873117
Lead (Pb)-Total	<0.0040		0.0040	mg/kg wwt	01-NOV-17	02-NOV-17	R3873117
Lithium (Li)-Total	<0.50		0.50	mg/kg	01-NOV-17	02-NOV-17	R3873117
Lithium (Li)-Total	<0.10		0.10	mg/kg wwt	01-NOV-17	02-NOV-17	R3873117
Magnesium (Mg)-Total	1510		2.0	mg/kg	01-NOV-17	02-NOV-17	R3873117
Magnesium (Mg)-Total	321		0.40	mg/kg wwt	01-NOV-17	02-NOV-17	R3873117
Manganese (Mn)-Total	0.637		0.050	mg/kg	01-NOV-17	02-NOV-17	R3873117
Manganese (Mn)-Total	0.135		0.010	mg/kg wwt	01-NOV-17	02-NOV-17	R3873117
Mercury (Hg)-Total	1.19		0.0050	mg/kg	01-NOV-17	03-NOV-17	R3874164
Mercury (Hg)-Total	0.296		0.0060	mg/kg wwt	01-NOV-17	06-NOV-17	R3876868
Molybdenum (Mo)-Total	<0.020		0.020	mg/kg	01-NOV-17	02-NOV-17	R3873117

* Refer to Referenced Information for Qualifiers (if any) and Methodology.

ALS ENVIRONMENTAL ANALYTICAL REPORT

Sample Details/Parameters	Result	Qualifier*	D.L.	Units	Extracted	Analyzed	Batch
L1992980-1 PINR-EXP-2017-WA01 MUSCLE Sampled By: KB PS on 12-SEP-17 @ 00:01 Matrix: Tissue							
Metals							
Molybdenum (Mo)-Total	<0.0040		0.0040	mg/kg wwt	01-NOV-17	02-NOV-17	R3873117
Nickel (Ni)-Total	<0.20		0.20	mg/kg	01-NOV-17	02-NOV-17	R3873117
Nickel (Ni)-Total	<0.040		0.040	mg/kg wwt	01-NOV-17	02-NOV-17	R3873117
Phosphorus (P)-Total	11200		10	mg/kg	01-NOV-17	02-NOV-17	R3873117
Phosphorus (P)-Total	2370		2.0	mg/kg wwt	01-NOV-17	02-NOV-17	R3873117
Potassium (K)-Total	22300		20	mg/kg	01-NOV-17	02-NOV-17	R3873117
Potassium (K)-Total	4730		4.0	mg/kg wwt	01-NOV-17	02-NOV-17	R3873117
Rubidium (Rb)-Total	53.3		0.050	mg/kg	01-NOV-17	02-NOV-17	R3873117
Rubidium (Rb)-Total	11.3		0.010	mg/kg wwt	01-NOV-17	02-NOV-17	R3873117
Selenium (Se)-Total	0.936		0.050	mg/kg	01-NOV-17	02-NOV-17	R3873117
Selenium (Se)-Total	0.198		0.010	mg/kg wwt	01-NOV-17	02-NOV-17	R3873117
Sodium (Na)-Total	1200		20	mg/kg	01-NOV-17	02-NOV-17	R3873117
Sodium (Na)-Total	255		4.0	mg/kg wwt	01-NOV-17	02-NOV-17	R3873117
Strontium (Sr)-Total	0.496		0.050	mg/kg	01-NOV-17	02-NOV-17	R3873117
Strontium (Sr)-Total	0.105		0.010	mg/kg wwt	01-NOV-17	02-NOV-17	R3873117
Tellurium (Te)-Total	<0.020		0.020	mg/kg	01-NOV-17	02-NOV-17	R3873117
Tellurium (Te)-Total	<0.0040		0.0040	mg/kg wwt	01-NOV-17	02-NOV-17	R3873117
Thallium (Tl)-Total	0.0095		0.0020	mg/kg	01-NOV-17	02-NOV-17	R3873117
Thallium (Tl)-Total	0.00202		0.00040	mg/kg wwt	01-NOV-17	02-NOV-17	R3873117
Tin (Sn)-Total	<0.10		0.10	mg/kg	01-NOV-17	02-NOV-17	R3873117
Tin (Sn)-Total	<0.020		0.020	mg/kg wwt	01-NOV-17	02-NOV-17	R3873117
Uranium (U)-Total	<0.0020		0.0020	mg/kg	01-NOV-17	02-NOV-17	R3873117
Uranium (U)-Total	<0.00040		0.00040	mg/kg wwt	01-NOV-17	02-NOV-17	R3873117
Vanadium (V)-Total	<0.10		0.10	mg/kg	01-NOV-17	02-NOV-17	R3873117
Vanadium (V)-Total	<0.020		0.020	mg/kg wwt	01-NOV-17	02-NOV-17	R3873117
Zinc (Zn)-Total	15.1		0.50	mg/kg	01-NOV-17	02-NOV-17	R3873117
Zinc (Zn)-Total	3.19		0.10	mg/kg wwt	01-NOV-17	02-NOV-17	R3873117
Zirconium (Zr)-Total	<0.20		0.20	mg/kg	01-NOV-17	02-NOV-17	R3873117
Zirconium (Zr)-Total	<0.040		0.040	mg/kg wwt	01-NOV-17	02-NOV-17	R3873117
L1992980-2 PINR-EXP-2017-WA02 MUSCLE Sampled By: KB PS on 12-SEP-17 @ 00:01 Matrix: Tissue							
Physical Tests							
% Moisture	78.4		0.50	%		01-NOV-17	R3872549
Metals							
Aluminum (Al)-Total	3.7		2.0	mg/kg	01-NOV-17	02-NOV-17	R3873117
Aluminum (Al)-Total	0.81		0.40	mg/kg wwt	01-NOV-17	02-NOV-17	R3873117
Antimony (Sb)-Total	<0.010		0.010	mg/kg	01-NOV-17	02-NOV-17	R3873117
Antimony (Sb)-Total	<0.0020		0.0020	mg/kg wwt	01-NOV-17	02-NOV-17	R3873117
Arsenic (As)-Total	0.155		0.020	mg/kg	01-NOV-17	02-NOV-17	R3873117
Arsenic (As)-Total	0.0335		0.0040	mg/kg wwt	01-NOV-17	02-NOV-17	R3873117
Barium (Ba)-Total	0.139		0.050	mg/kg	01-NOV-17	02-NOV-17	R3873117

* Refer to Referenced Information for Qualifiers (if any) and Methodology.

ALS ENVIRONMENTAL ANALYTICAL REPORT

Sample Details/Parameters	Result	Qualifier*	D.L.	Units	Extracted	Analyzed	Batch
L1992980-2 PINR-EXP-2017-WA02 MUSCLE							
Sampled By: KB PS on 12-SEP-17 @ 00:01							
Matrix: Tissue							
Metals							
Barium (Ba)-Total	0.030		0.010	mg/kg wwt	01-NOV-17	02-NOV-17	R3873117
Beryllium (Be)-Total	<0.010		0.010	mg/kg	01-NOV-17	02-NOV-17	R3873117
Beryllium (Be)-Total	<0.0020		0.0020	mg/kg wwt	01-NOV-17	02-NOV-17	R3873117
Bismuth (Bi)-Total	<0.010		0.010	mg/kg	01-NOV-17	02-NOV-17	R3873117
Bismuth (Bi)-Total	0.0021		0.0020	mg/kg wwt	01-NOV-17	02-NOV-17	R3873117
Boron (B)-Total	<1.0		1.0	mg/kg	01-NOV-17	02-NOV-17	R3873117
Boron (B)-Total	<0.20		0.20	mg/kg wwt	01-NOV-17	02-NOV-17	R3873117
Cadmium (Cd)-Total	<0.0050		0.0050	mg/kg	01-NOV-17	02-NOV-17	R3873117
Cadmium (Cd)-Total	<0.0010		0.0010	mg/kg wwt	01-NOV-17	02-NOV-17	R3873117
Calcium (Ca)-Total	1650		20	mg/kg	01-NOV-17	02-NOV-17	R3873117
Calcium (Ca)-Total	357		4.0	mg/kg wwt	01-NOV-17	02-NOV-17	R3873117
Cesium (Cs)-Total	0.0440		0.0050	mg/kg	01-NOV-17	02-NOV-17	R3873117
Cesium (Cs)-Total	0.0095		0.0010	mg/kg wwt	01-NOV-17	02-NOV-17	R3873117
Chromium (Cr)-Total	0.056		0.050	mg/kg	01-NOV-17	02-NOV-17	R3873117
Chromium (Cr)-Total	0.012		0.010	mg/kg wwt	01-NOV-17	02-NOV-17	R3873117
Cobalt (Co)-Total	<0.020		0.020	mg/kg	01-NOV-17	02-NOV-17	R3873117
Cobalt (Co)-Total	<0.0040		0.0040	mg/kg wwt	01-NOV-17	02-NOV-17	R3873117
Copper (Cu)-Total	0.60		0.10	mg/kg	01-NOV-17	02-NOV-17	R3873117
Copper (Cu)-Total	0.131		0.020	mg/kg wwt	01-NOV-17	02-NOV-17	R3873117
Iron (Fe)-Total	8.6		3.0	mg/kg	01-NOV-17	02-NOV-17	R3873117
Iron (Fe)-Total	1.87		0.60	mg/kg wwt	01-NOV-17	02-NOV-17	R3873117
Lead (Pb)-Total	0.020		0.020	mg/kg	01-NOV-17	02-NOV-17	R3873117
Lead (Pb)-Total	0.0044		0.0040	mg/kg wwt	01-NOV-17	02-NOV-17	R3873117
Lithium (Li)-Total	<0.50		0.50	mg/kg	01-NOV-17	02-NOV-17	R3873117
Lithium (Li)-Total	<0.10		0.10	mg/kg wwt	01-NOV-17	02-NOV-17	R3873117
Magnesium (Mg)-Total	1470		2.0	mg/kg	01-NOV-17	02-NOV-17	R3873117
Magnesium (Mg)-Total	318		0.40	mg/kg wwt	01-NOV-17	02-NOV-17	R3873117
Manganese (Mn)-Total	0.660		0.050	mg/kg	01-NOV-17	02-NOV-17	R3873117
Manganese (Mn)-Total	0.143		0.010	mg/kg wwt	01-NOV-17	02-NOV-17	R3873117
Mercury (Hg)-Total	0.958		0.0050	mg/kg	01-NOV-17	03-NOV-17	R3874164
Mercury (Hg)-Total	0.207		0.0010	mg/kg wwt	01-NOV-17	03-NOV-17	R3874162
Molybdenum (Mo)-Total	<0.020		0.020	mg/kg	01-NOV-17	02-NOV-17	R3873117
Molybdenum (Mo)-Total	<0.0040		0.0040	mg/kg wwt	01-NOV-17	02-NOV-17	R3873117
Nickel (Ni)-Total	<0.20		0.20	mg/kg	01-NOV-17	02-NOV-17	R3873117
Nickel (Ni)-Total	<0.040		0.040	mg/kg wwt	01-NOV-17	02-NOV-17	R3873117
Phosphorus (P)-Total	11300		10	mg/kg	01-NOV-17	02-NOV-17	R3873117
Phosphorus (P)-Total	2440		2.0	mg/kg wwt	01-NOV-17	02-NOV-17	R3873117
Potassium (K)-Total	22000		20	mg/kg	01-NOV-17	02-NOV-17	R3873117
Potassium (K)-Total	4760		4.0	mg/kg wwt	01-NOV-17	02-NOV-17	R3873117
Rubidium (Rb)-Total	47.0		0.050	mg/kg	01-NOV-17	02-NOV-17	R3873117
Rubidium (Rb)-Total	10.2		0.010	mg/kg wwt	01-NOV-17	02-NOV-17	R3873117

* Refer to Referenced Information for Qualifiers (if any) and Methodology.

ALS ENVIRONMENTAL ANALYTICAL REPORT

Sample Details/Parameters	Result	Qualifier*	D.L.	Units	Extracted	Analyzed	Batch
L1992980-2 PINR-EXP-2017-WA02 MUSCLE Sampled By: KB PS on 12-SEP-17 @ 00:01 Matrix: Tissue							
Metals							
Selenium (Se)-Total	0.974		0.050	mg/kg	01-NOV-17	02-NOV-17	R3873117
Selenium (Se)-Total	0.211		0.010	mg/kg wwt	01-NOV-17	02-NOV-17	R3873117
Sodium (Na)-Total	1110		20	mg/kg	01-NOV-17	02-NOV-17	R3873117
Sodium (Na)-Total	240		4.0	mg/kg wwt	01-NOV-17	02-NOV-17	R3873117
Strontium (Sr)-Total	0.554		0.050	mg/kg	01-NOV-17	02-NOV-17	R3873117
Strontium (Sr)-Total	0.120		0.010	mg/kg wwt	01-NOV-17	02-NOV-17	R3873117
Tellurium (Te)-Total	<0.020		0.020	mg/kg	01-NOV-17	02-NOV-17	R3873117
Tellurium (Te)-Total	<0.0040		0.0040	mg/kg wwt	01-NOV-17	02-NOV-17	R3873117
Thallium (Tl)-Total	0.0135		0.0020	mg/kg	01-NOV-17	02-NOV-17	R3873117
Thallium (Tl)-Total	0.00292		0.00040	mg/kg wwt	01-NOV-17	02-NOV-17	R3873117
Tin (Sn)-Total	<0.10		0.10	mg/kg	01-NOV-17	02-NOV-17	R3873117
Tin (Sn)-Total	<0.020		0.020	mg/kg wwt	01-NOV-17	02-NOV-17	R3873117
Uranium (U)-Total	<0.0020		0.0020	mg/kg	01-NOV-17	02-NOV-17	R3873117
Uranium (U)-Total	<0.00040		0.00040	mg/kg wwt	01-NOV-17	02-NOV-17	R3873117
Vanadium (V)-Total	<0.10		0.10	mg/kg	01-NOV-17	02-NOV-17	R3873117
Vanadium (V)-Total	<0.020		0.020	mg/kg wwt	01-NOV-17	02-NOV-17	R3873117
Zinc (Zn)-Total	13.6		0.50	mg/kg	01-NOV-17	02-NOV-17	R3873117
Zinc (Zn)-Total	2.95		0.10	mg/kg wwt	01-NOV-17	02-NOV-17	R3873117
Zirconium (Zr)-Total	<0.20		0.20	mg/kg	01-NOV-17	02-NOV-17	R3873117
Zirconium (Zr)-Total	<0.040		0.040	mg/kg wwt	01-NOV-17	02-NOV-17	R3873117
L1992980-3 PINR-EXP-2017-WA03 MUSCLE Sampled By: KB PS on 12-SEP-17 @ 00:01 Matrix: Tissue							
Physical Tests							
% Moisture	77.8		0.50	%		01-NOV-17	R3872549
Metals							
Aluminum (Al)-Total	<2.0		2.0	mg/kg	01-NOV-17	02-NOV-17	R3873117
Aluminum (Al)-Total	<0.40		0.40	mg/kg wwt	01-NOV-17	02-NOV-17	R3873117
Antimony (Sb)-Total	<0.010		0.010	mg/kg	01-NOV-17	02-NOV-17	R3873117
Antimony (Sb)-Total	<0.0020		0.0020	mg/kg wwt	01-NOV-17	02-NOV-17	R3873117
Arsenic (As)-Total	0.162		0.020	mg/kg	01-NOV-17	02-NOV-17	R3873117
Arsenic (As)-Total	0.0359		0.0040	mg/kg wwt	01-NOV-17	02-NOV-17	R3873117
Barium (Ba)-Total	<0.050		0.050	mg/kg	01-NOV-17	02-NOV-17	R3873117
Barium (Ba)-Total	<0.010		0.010	mg/kg wwt	01-NOV-17	02-NOV-17	R3873117
Beryllium (Be)-Total	<0.010		0.010	mg/kg	01-NOV-17	02-NOV-17	R3873117
Beryllium (Be)-Total	<0.0020		0.0020	mg/kg wwt	01-NOV-17	02-NOV-17	R3873117
Bismuth (Bi)-Total	0.015		0.010	mg/kg	01-NOV-17	02-NOV-17	R3873117
Bismuth (Bi)-Total	0.0034		0.0020	mg/kg wwt	01-NOV-17	02-NOV-17	R3873117
Boron (B)-Total	<1.0		1.0	mg/kg	01-NOV-17	02-NOV-17	R3873117
Boron (B)-Total	<0.20		0.20	mg/kg wwt	01-NOV-17	02-NOV-17	R3873117
Cadmium (Cd)-Total	<0.0050		0.0050	mg/kg	01-NOV-17	02-NOV-17	R3873117
Cadmium (Cd)-Total	<0.0010		0.0010	mg/kg wwt	01-NOV-17	02-NOV-17	R3873117

* Refer to Referenced Information for Qualifiers (if any) and Methodology.

ALS ENVIRONMENTAL ANALYTICAL REPORT

Sample Details/Parameters	Result	Qualifier*	D.L.	Units	Extracted	Analyzed	Batch
L1992980-3 PINR-EXP-2017-WA03 MUSCLE							
Sampled By: KB PS on 12-SEP-17 @ 00:01							
Matrix: Tissue							
Metals							
Calcium (Ca)-Total	423		20	mg/kg	01-NOV-17	02-NOV-17	R3873117
Calcium (Ca)-Total	94.1		4.0	mg/kg wwt	01-NOV-17	02-NOV-17	R3873117
Cesium (Cs)-Total	0.0779		0.0050	mg/kg	01-NOV-17	02-NOV-17	R3873117
Cesium (Cs)-Total	0.0173		0.0010	mg/kg wwt	01-NOV-17	02-NOV-17	R3873117
Chromium (Cr)-Total	<0.050		0.050	mg/kg	01-NOV-17	02-NOV-17	R3873117
Chromium (Cr)-Total	<0.010		0.010	mg/kg wwt	01-NOV-17	02-NOV-17	R3873117
Cobalt (Co)-Total	<0.020		0.020	mg/kg	01-NOV-17	02-NOV-17	R3873117
Cobalt (Co)-Total	<0.0040		0.0040	mg/kg wwt	01-NOV-17	02-NOV-17	R3873117
Copper (Cu)-Total	0.55		0.10	mg/kg	01-NOV-17	02-NOV-17	R3873117
Copper (Cu)-Total	0.122		0.020	mg/kg wwt	01-NOV-17	02-NOV-17	R3873117
Iron (Fe)-Total	6.5		3.0	mg/kg	01-NOV-17	02-NOV-17	R3873117
Iron (Fe)-Total	1.44		0.60	mg/kg wwt	01-NOV-17	02-NOV-17	R3873117
Lead (Pb)-Total	<0.020		0.020	mg/kg	01-NOV-17	02-NOV-17	R3873117
Lead (Pb)-Total	<0.0040		0.0040	mg/kg wwt	01-NOV-17	02-NOV-17	R3873117
Lithium (Li)-Total	<0.50		0.50	mg/kg	01-NOV-17	02-NOV-17	R3873117
Lithium (Li)-Total	<0.10		0.10	mg/kg wwt	01-NOV-17	02-NOV-17	R3873117
Magnesium (Mg)-Total	1440		2.0	mg/kg	01-NOV-17	02-NOV-17	R3873117
Magnesium (Mg)-Total	321		0.40	mg/kg wwt	01-NOV-17	02-NOV-17	R3873117
Manganese (Mn)-Total	0.304		0.050	mg/kg	01-NOV-17	02-NOV-17	R3873117
Manganese (Mn)-Total	0.068		0.010	mg/kg wwt	01-NOV-17	02-NOV-17	R3873117
Mercury (Hg)-Total	4.40		0.0050	mg/kg	01-NOV-17	03-NOV-17	R3874164
Mercury (Hg)-Total	0.978		0.0010	mg/kg wwt	01-NOV-17	03-NOV-17	R3874162
Molybdenum (Mo)-Total	<0.020		0.020	mg/kg	01-NOV-17	02-NOV-17	R3873117
Molybdenum (Mo)-Total	<0.0040		0.0040	mg/kg wwt	01-NOV-17	02-NOV-17	R3873117
Nickel (Ni)-Total	<0.20		0.20	mg/kg	01-NOV-17	02-NOV-17	R3873117
Nickel (Ni)-Total	<0.040		0.040	mg/kg wwt	01-NOV-17	02-NOV-17	R3873117
Phosphorus (P)-Total	10400		10	mg/kg	01-NOV-17	02-NOV-17	R3873117
Phosphorus (P)-Total	2310		2.0	mg/kg wwt	01-NOV-17	02-NOV-17	R3873117
Potassium (K)-Total	20700		20	mg/kg	01-NOV-17	02-NOV-17	R3873117
Potassium (K)-Total	4610		4.0	mg/kg wwt	01-NOV-17	02-NOV-17	R3873117
Rubidium (Rb)-Total	58.4		0.050	mg/kg	01-NOV-17	02-NOV-17	R3873117
Rubidium (Rb)-Total	13.0		0.010	mg/kg wwt	01-NOV-17	02-NOV-17	R3873117
Selenium (Se)-Total	0.980		0.050	mg/kg	01-NOV-17	02-NOV-17	R3873117
Selenium (Se)-Total	0.218		0.010	mg/kg wwt	01-NOV-17	02-NOV-17	R3873117
Sodium (Na)-Total	1050		20	mg/kg	01-NOV-17	02-NOV-17	R3873117
Sodium (Na)-Total	233		4.0	mg/kg wwt	01-NOV-17	02-NOV-17	R3873117
Strontium (Sr)-Total	0.081		0.050	mg/kg	01-NOV-17	02-NOV-17	R3873117
Strontium (Sr)-Total	0.018		0.010	mg/kg wwt	01-NOV-17	02-NOV-17	R3873117
Tellurium (Te)-Total	<0.020		0.020	mg/kg	01-NOV-17	02-NOV-17	R3873117
Tellurium (Te)-Total	<0.0040		0.0040	mg/kg wwt	01-NOV-17	02-NOV-17	R3873117
Thallium (Tl)-Total	0.0129		0.0020	mg/kg	01-NOV-17	02-NOV-17	R3873117

* Refer to Referenced Information for Qualifiers (if any) and Methodology.

ALS ENVIRONMENTAL ANALYTICAL REPORT

Sample Details/Parameters	Result	Qualifier*	D.L.	Units	Extracted	Analyzed	Batch
L1992980-3 PINR-EXP-2017-WA03 MUSCLE Sampled By: KB PS on 12-SEP-17 @ 00:01 Matrix: Tissue							
Metals							
Thallium (Tl)-Total	0.00288		0.00040	mg/kg wwt	01-NOV-17	02-NOV-17	R3873117
Tin (Sn)-Total	<0.10		0.10	mg/kg	01-NOV-17	02-NOV-17	R3873117
Tin (Sn)-Total	<0.020		0.020	mg/kg wwt	01-NOV-17	02-NOV-17	R3873117
Uranium (U)-Total	<0.0020		0.0020	mg/kg	01-NOV-17	02-NOV-17	R3873117
Uranium (U)-Total	<0.00040		0.00040	mg/kg wwt	01-NOV-17	02-NOV-17	R3873117
Vanadium (V)-Total	<0.10		0.10	mg/kg	01-NOV-17	02-NOV-17	R3873117
Vanadium (V)-Total	<0.020		0.020	mg/kg wwt	01-NOV-17	02-NOV-17	R3873117
Zinc (Zn)-Total	12.4		0.50	mg/kg	01-NOV-17	02-NOV-17	R3873117
Zinc (Zn)-Total	2.76		0.10	mg/kg wwt	01-NOV-17	02-NOV-17	R3873117
Zirconium (Zr)-Total	<0.20		0.20	mg/kg	01-NOV-17	02-NOV-17	R3873117
Zirconium (Zr)-Total	<0.040		0.040	mg/kg wwt	01-NOV-17	02-NOV-17	R3873117
L1992980-4 PINR-EXP-2017-WA03X MUSCLE Sampled By: KB PS on 12-SEP-17 @ 00:01 Matrix: Tissue							
Physical Tests							
% Moisture	78.2		0.50	%		01-NOV-17	R3872549
Metals							
Aluminum (Al)-Total	<2.0		2.0	mg/kg	01-NOV-17	02-NOV-17	R3873117
Aluminum (Al)-Total	<0.40		0.40	mg/kg wwt	01-NOV-17	02-NOV-17	R3873117
Antimony (Sb)-Total	<0.010		0.010	mg/kg	01-NOV-17	02-NOV-17	R3873117
Antimony (Sb)-Total	<0.0020		0.0020	mg/kg wwt	01-NOV-17	02-NOV-17	R3873117
Arsenic (As)-Total	0.166		0.020	mg/kg	01-NOV-17	02-NOV-17	R3873117
Arsenic (As)-Total	0.0361		0.0040	mg/kg wwt	01-NOV-17	02-NOV-17	R3873117
Barium (Ba)-Total	<0.050		0.050	mg/kg	01-NOV-17	02-NOV-17	R3873117
Barium (Ba)-Total	<0.010		0.010	mg/kg wwt	01-NOV-17	02-NOV-17	R3873117
Beryllium (Be)-Total	<0.010		0.010	mg/kg	01-NOV-17	02-NOV-17	R3873117
Beryllium (Be)-Total	<0.0020		0.0020	mg/kg wwt	01-NOV-17	02-NOV-17	R3873117
Bismuth (Bi)-Total	0.015		0.010	mg/kg	01-NOV-17	02-NOV-17	R3873117
Bismuth (Bi)-Total	0.0033		0.0020	mg/kg wwt	01-NOV-17	02-NOV-17	R3873117
Boron (B)-Total	<1.0		1.0	mg/kg	01-NOV-17	02-NOV-17	R3873117
Boron (B)-Total	<0.20		0.20	mg/kg wwt	01-NOV-17	02-NOV-17	R3873117
Cadmium (Cd)-Total	<0.0050		0.0050	mg/kg	01-NOV-17	02-NOV-17	R3873117
Cadmium (Cd)-Total	<0.0010		0.0010	mg/kg wwt	01-NOV-17	02-NOV-17	R3873117
Calcium (Ca)-Total	471		20	mg/kg	01-NOV-17	02-NOV-17	R3873117
Calcium (Ca)-Total	103		4.0	mg/kg wwt	01-NOV-17	02-NOV-17	R3873117
Cesium (Cs)-Total	0.0791		0.0050	mg/kg	01-NOV-17	02-NOV-17	R3873117
Cesium (Cs)-Total	0.0172		0.0010	mg/kg wwt	01-NOV-17	02-NOV-17	R3873117
Chromium (Cr)-Total	<0.050		0.050	mg/kg	01-NOV-17	02-NOV-17	R3873117
Chromium (Cr)-Total	<0.010		0.010	mg/kg wwt	01-NOV-17	02-NOV-17	R3873117
Cobalt (Co)-Total	<0.020		0.020	mg/kg	01-NOV-17	02-NOV-17	R3873117
Cobalt (Co)-Total	<0.0040		0.0040	mg/kg wwt	01-NOV-17	02-NOV-17	R3873117
Copper (Cu)-Total	0.52		0.10	mg/kg	01-NOV-17	02-NOV-17	R3873117

* Refer to Referenced Information for Qualifiers (if any) and Methodology.

ALS ENVIRONMENTAL ANALYTICAL REPORT

Sample Details/Parameters	Result	Qualifier*	D.L.	Units	Extracted	Analyzed	Batch
L1992980-4 PINR-EXP-2017-WA03X MUSCLE							
Sampled By: KB PS on 12-SEP-17 @ 00:01							
Matrix: Tissue							
Metals							
Copper (Cu)-Total	0.113		0.020	mg/kg wwt	01-NOV-17	02-NOV-17	R3873117
Iron (Fe)-Total	6.1		3.0	mg/kg	01-NOV-17	02-NOV-17	R3873117
Iron (Fe)-Total	1.34		0.60	mg/kg wwt	01-NOV-17	02-NOV-17	R3873117
Lead (Pb)-Total	<0.020		0.020	mg/kg	01-NOV-17	02-NOV-17	R3873117
Lead (Pb)-Total	<0.0040		0.0040	mg/kg wwt	01-NOV-17	02-NOV-17	R3873117
Lithium (Li)-Total	<0.50		0.50	mg/kg	01-NOV-17	02-NOV-17	R3873117
Lithium (Li)-Total	<0.10		0.10	mg/kg wwt	01-NOV-17	02-NOV-17	R3873117
Magnesium (Mg)-Total	1420		2.0	mg/kg	01-NOV-17	02-NOV-17	R3873117
Magnesium (Mg)-Total	310		0.40	mg/kg wwt	01-NOV-17	02-NOV-17	R3873117
Manganese (Mn)-Total	0.316		0.050	mg/kg	01-NOV-17	02-NOV-17	R3873117
Manganese (Mn)-Total	0.069		0.010	mg/kg wwt	01-NOV-17	02-NOV-17	R3873117
Mercury (Hg)-Total	4.42		0.0050	mg/kg	01-NOV-17	03-NOV-17	R3874164
Mercury (Hg)-Total	0.963		0.0010	mg/kg wwt	01-NOV-17	03-NOV-17	R3874162
Molybdenum (Mo)-Total	<0.020		0.020	mg/kg	01-NOV-17	02-NOV-17	R3873117
Molybdenum (Mo)-Total	<0.0040		0.0040	mg/kg wwt	01-NOV-17	02-NOV-17	R3873117
Nickel (Ni)-Total	<0.20		0.20	mg/kg	01-NOV-17	02-NOV-17	R3873117
Nickel (Ni)-Total	<0.040		0.040	mg/kg wwt	01-NOV-17	02-NOV-17	R3873117
Phosphorus (P)-Total	10700		10	mg/kg	01-NOV-17	02-NOV-17	R3873117
Phosphorus (P)-Total	2320		2.0	mg/kg wwt	01-NOV-17	02-NOV-17	R3873117
Potassium (K)-Total	21500		20	mg/kg	01-NOV-17	02-NOV-17	R3873117
Potassium (K)-Total	4690		4.0	mg/kg wwt	01-NOV-17	02-NOV-17	R3873117
Rubidium (Rb)-Total	57.7		0.050	mg/kg	01-NOV-17	02-NOV-17	R3873117
Rubidium (Rb)-Total	12.6		0.010	mg/kg wwt	01-NOV-17	02-NOV-17	R3873117
Selenium (Se)-Total	0.930		0.050	mg/kg	01-NOV-17	02-NOV-17	R3873117
Selenium (Se)-Total	0.203		0.010	mg/kg wwt	01-NOV-17	02-NOV-17	R3873117
Sodium (Na)-Total	959		20	mg/kg	01-NOV-17	02-NOV-17	R3873117
Sodium (Na)-Total	209		4.0	mg/kg wwt	01-NOV-17	02-NOV-17	R3873117
Strontium (Sr)-Total	0.092		0.050	mg/kg	01-NOV-17	02-NOV-17	R3873117
Strontium (Sr)-Total	0.020		0.010	mg/kg wwt	01-NOV-17	02-NOV-17	R3873117
Tellurium (Te)-Total	<0.020		0.020	mg/kg	01-NOV-17	02-NOV-17	R3873117
Tellurium (Te)-Total	<0.0040		0.0040	mg/kg wwt	01-NOV-17	02-NOV-17	R3873117
Thallium (Tl)-Total	0.0132		0.0020	mg/kg	01-NOV-17	02-NOV-17	R3873117
Thallium (Tl)-Total	0.00288		0.00040	mg/kg wwt	01-NOV-17	02-NOV-17	R3873117
Tin (Sn)-Total	<0.10		0.10	mg/kg	01-NOV-17	02-NOV-17	R3873117
Tin (Sn)-Total	<0.020		0.020	mg/kg wwt	01-NOV-17	02-NOV-17	R3873117
Uranium (U)-Total	<0.0020		0.0020	mg/kg	01-NOV-17	02-NOV-17	R3873117
Uranium (U)-Total	<0.00040		0.00040	mg/kg wwt	01-NOV-17	02-NOV-17	R3873117
Vanadium (V)-Total	<0.10		0.10	mg/kg	01-NOV-17	02-NOV-17	R3873117
Vanadium (V)-Total	<0.020		0.020	mg/kg wwt	01-NOV-17	02-NOV-17	R3873117
Zinc (Zn)-Total	11.8		0.50	mg/kg	01-NOV-17	02-NOV-17	R3873117
Zinc (Zn)-Total	2.58		0.10	mg/kg wwt	01-NOV-17	02-NOV-17	R3873117

* Refer to Referenced Information for Qualifiers (if any) and Methodology.

ALS ENVIRONMENTAL ANALYTICAL REPORT

Sample Details/Parameters	Result	Qualifier*	D.L.	Units	Extracted	Analyzed	Batch
L1992980-4 PINR-EXP-2017-WA03X MUSCLE Sampled By: KB PS on 12-SEP-17 @ 00:01 Matrix: Tissue							
Metals							
Zirconium (Zr)-Total	<0.20		0.20	mg/kg	01-NOV-17	02-NOV-17	R3873117
Zirconium (Zr)-Total	<0.040		0.040	mg/kg wwt	01-NOV-17	02-NOV-17	R3873117
L1992980-5 PINR-EXP-2017-WA04 MUSCLE Sampled By: KB PS on 13-SEP-17 @ 00:01 Matrix: Tissue							
Physical Tests							
% Moisture	79.0		0.50	%		01-NOV-17	R3872549
Metals							
Aluminum (Al)-Total	2.3		2.0	mg/kg	01-NOV-17	02-NOV-17	R3873117
Aluminum (Al)-Total	0.49		0.40	mg/kg wwt	01-NOV-17	02-NOV-17	R3873117
Antimony (Sb)-Total	<0.010		0.010	mg/kg	01-NOV-17	02-NOV-17	R3873117
Antimony (Sb)-Total	<0.0020		0.0020	mg/kg wwt	01-NOV-17	02-NOV-17	R3873117
Arsenic (As)-Total	0.213		0.020	mg/kg	01-NOV-17	02-NOV-17	R3873117
Arsenic (As)-Total	0.0448		0.0040	mg/kg wwt	01-NOV-17	02-NOV-17	R3873117
Barium (Ba)-Total	0.051		0.050	mg/kg	01-NOV-17	02-NOV-17	R3873117
Barium (Ba)-Total	0.011		0.010	mg/kg wwt	01-NOV-17	02-NOV-17	R3873117
Beryllium (Be)-Total	<0.010		0.010	mg/kg	01-NOV-17	02-NOV-17	R3873117
Beryllium (Be)-Total	<0.0020		0.0020	mg/kg wwt	01-NOV-17	02-NOV-17	R3873117
Bismuth (Bi)-Total	0.022		0.010	mg/kg	01-NOV-17	02-NOV-17	R3873117
Bismuth (Bi)-Total	0.0045		0.0020	mg/kg wwt	01-NOV-17	02-NOV-17	R3873117
Boron (B)-Total	<1.0		1.0	mg/kg	01-NOV-17	02-NOV-17	R3873117
Boron (B)-Total	<0.20		0.20	mg/kg wwt	01-NOV-17	02-NOV-17	R3873117
Cadmium (Cd)-Total	<0.0050		0.0050	mg/kg	01-NOV-17	02-NOV-17	R3873117
Cadmium (Cd)-Total	<0.0010		0.0010	mg/kg wwt	01-NOV-17	02-NOV-17	R3873117
Calcium (Ca)-Total	1100		20	mg/kg	01-NOV-17	02-NOV-17	R3873117
Calcium (Ca)-Total	230		4.0	mg/kg wwt	01-NOV-17	02-NOV-17	R3873117
Cesium (Cs)-Total	0.0651		0.0050	mg/kg	01-NOV-17	02-NOV-17	R3873117
Cesium (Cs)-Total	0.0137		0.0010	mg/kg wwt	01-NOV-17	02-NOV-17	R3873117
Chromium (Cr)-Total	<0.050		0.050	mg/kg	01-NOV-17	02-NOV-17	R3873117
Chromium (Cr)-Total	<0.010		0.010	mg/kg wwt	01-NOV-17	02-NOV-17	R3873117
Cobalt (Co)-Total	<0.020		0.020	mg/kg	01-NOV-17	02-NOV-17	R3873117
Cobalt (Co)-Total	<0.0040		0.0040	mg/kg wwt	01-NOV-17	02-NOV-17	R3873117
Copper (Cu)-Total	0.59		0.10	mg/kg	01-NOV-17	02-NOV-17	R3873117
Copper (Cu)-Total	0.124		0.020	mg/kg wwt	01-NOV-17	02-NOV-17	R3873117
Iron (Fe)-Total	8.0		3.0	mg/kg	01-NOV-17	02-NOV-17	R3873117
Iron (Fe)-Total	1.68		0.60	mg/kg wwt	01-NOV-17	02-NOV-17	R3873117
Lead (Pb)-Total	<0.020		0.020	mg/kg	01-NOV-17	02-NOV-17	R3873117
Lead (Pb)-Total	<0.0040		0.0040	mg/kg wwt	01-NOV-17	02-NOV-17	R3873117
Lithium (Li)-Total	<0.50		0.50	mg/kg	01-NOV-17	02-NOV-17	R3873117
Lithium (Li)-Total	<0.10		0.10	mg/kg wwt	01-NOV-17	02-NOV-17	R3873117
Magnesium (Mg)-Total	1540		2.0	mg/kg	01-NOV-17	02-NOV-17	R3873117
Magnesium (Mg)-Total	325		0.40	mg/kg wwt	01-NOV-17	02-NOV-17	R3873117

* Refer to Referenced Information for Qualifiers (if any) and Methodology.

ALS ENVIRONMENTAL ANALYTICAL REPORT

Sample Details/Parameters	Result	Qualifier*	D.L.	Units	Extracted	Analyzed	Batch
L1992980-5 PINR-EXP-2017-WA04 MUSCLE Sampled By: KB PS on 13-SEP-17 @ 00:01 Matrix: Tissue							
Metals							
Manganese (Mn)-Total	0.521		0.050	mg/kg	01-NOV-17	02-NOV-17	R3873117
Manganese (Mn)-Total	0.109		0.010	mg/kg wwt	01-NOV-17	02-NOV-17	R3873117
Mercury (Hg)-Total	2.96		0.0050	mg/kg	01-NOV-17	03-NOV-17	R3874164
Mercury (Hg)-Total	0.621		0.0010	mg/kg wwt	01-NOV-17	03-NOV-17	R3874162
Molybdenum (Mo)-Total	<0.020		0.020	mg/kg	01-NOV-17	02-NOV-17	R3873117
Molybdenum (Mo)-Total	<0.0040		0.0040	mg/kg wwt	01-NOV-17	02-NOV-17	R3873117
Nickel (Ni)-Total	<0.20		0.20	mg/kg	01-NOV-17	02-NOV-17	R3873117
Nickel (Ni)-Total	<0.040		0.040	mg/kg wwt	01-NOV-17	02-NOV-17	R3873117
Phosphorus (P)-Total	11500		10	mg/kg	01-NOV-17	02-NOV-17	R3873117
Phosphorus (P)-Total	2410		2.0	mg/kg wwt	01-NOV-17	02-NOV-17	R3873117
Potassium (K)-Total	23200		20	mg/kg	01-NOV-17	02-NOV-17	R3873117
Potassium (K)-Total	4870		4.0	mg/kg wwt	01-NOV-17	02-NOV-17	R3873117
Rubidium (Rb)-Total	51.6		0.050	mg/kg	01-NOV-17	02-NOV-17	R3873117
Rubidium (Rb)-Total	10.8		0.010	mg/kg wwt	01-NOV-17	02-NOV-17	R3873117
Selenium (Se)-Total	0.960		0.050	mg/kg	01-NOV-17	02-NOV-17	R3873117
Selenium (Se)-Total	0.202		0.010	mg/kg wwt	01-NOV-17	02-NOV-17	R3873117
Sodium (Na)-Total	914		20	mg/kg	01-NOV-17	02-NOV-17	R3873117
Sodium (Na)-Total	192		4.0	mg/kg wwt	01-NOV-17	02-NOV-17	R3873117
Strontium (Sr)-Total	0.285		0.050	mg/kg	01-NOV-17	02-NOV-17	R3873117
Strontium (Sr)-Total	0.060		0.010	mg/kg wwt	01-NOV-17	02-NOV-17	R3873117
Tellurium (Te)-Total	<0.020		0.020	mg/kg	01-NOV-17	02-NOV-17	R3873117
Tellurium (Te)-Total	<0.0040		0.0040	mg/kg wwt	01-NOV-17	02-NOV-17	R3873117
Thallium (Tl)-Total	0.0141		0.0020	mg/kg	01-NOV-17	02-NOV-17	R3873117
Thallium (Tl)-Total	0.00297		0.00040	mg/kg wwt	01-NOV-17	02-NOV-17	R3873117
Tin (Sn)-Total	<0.10		0.10	mg/kg	01-NOV-17	02-NOV-17	R3873117
Tin (Sn)-Total	<0.020		0.020	mg/kg wwt	01-NOV-17	02-NOV-17	R3873117
Uranium (U)-Total	<0.0020		0.0020	mg/kg	01-NOV-17	02-NOV-17	R3873117
Uranium (U)-Total	<0.00040		0.00040	mg/kg wwt	01-NOV-17	02-NOV-17	R3873117
Vanadium (V)-Total	<0.10		0.10	mg/kg	01-NOV-17	02-NOV-17	R3873117
Vanadium (V)-Total	<0.020		0.020	mg/kg wwt	01-NOV-17	02-NOV-17	R3873117
Zinc (Zn)-Total	12.6		0.50	mg/kg	01-NOV-17	02-NOV-17	R3873117
Zinc (Zn)-Total	2.64		0.10	mg/kg wwt	01-NOV-17	02-NOV-17	R3873117
Zirconium (Zr)-Total	<0.20		0.20	mg/kg	01-NOV-17	02-NOV-17	R3873117
Zirconium (Zr)-Total	<0.040		0.040	mg/kg wwt	01-NOV-17	02-NOV-17	R3873117
L1992980-6 PINR-EXP-2017-WA05 MUSCLE Sampled By: KB PS on 13-SEP-17 @ 00:01 Matrix: Tissue							
Physical Tests							
% Moisture	79.7		0.50	%		01-NOV-17	R3872549
Metals							
Aluminum (Al)-Total	2.2		2.0	mg/kg	01-NOV-17	02-NOV-17	R3873992
Aluminum (Al)-Total	0.45		0.40	mg/kg wwt	01-NOV-17	02-NOV-17	R3873992

* Refer to Referenced Information for Qualifiers (if any) and Methodology.

ALS ENVIRONMENTAL ANALYTICAL REPORT

Sample Details/Parameters	Result	Qualifier*	D.L.	Units	Extracted	Analyzed	Batch
L1992980-6 PINR-EXP-2017-WA05 MUSCLE Sampled By: KB PS on 13-SEP-17 @ 00:01 Matrix: Tissue							
Metals							
Antimony (Sb)-Total	<0.010		0.010	mg/kg	01-NOV-17	02-NOV-17	R3873992
Antimony (Sb)-Total	<0.0020		0.0020	mg/kg wwt	01-NOV-17	02-NOV-17	R3873992
Arsenic (As)-Total	0.450		0.020	mg/kg	01-NOV-17	02-NOV-17	R3873992
Arsenic (As)-Total	0.0915		0.0040	mg/kg wwt	01-NOV-17	02-NOV-17	R3873992
Barium (Ba)-Total	0.052		0.050	mg/kg	01-NOV-17	02-NOV-17	R3873992
Barium (Ba)-Total	0.011		0.010	mg/kg wwt	01-NOV-17	02-NOV-17	R3873992
Beryllium (Be)-Total	<0.010		0.010	mg/kg	01-NOV-17	02-NOV-17	R3873992
Beryllium (Be)-Total	<0.0020		0.0020	mg/kg wwt	01-NOV-17	02-NOV-17	R3873992
Bismuth (Bi)-Total	0.017		0.010	mg/kg	01-NOV-17	02-NOV-17	R3873992
Bismuth (Bi)-Total	0.0035		0.0020	mg/kg wwt	01-NOV-17	02-NOV-17	R3873992
Boron (B)-Total	<1.0		1.0	mg/kg	01-NOV-17	02-NOV-17	R3873992
Boron (B)-Total	<0.20		0.20	mg/kg wwt	01-NOV-17	02-NOV-17	R3873992
Cadmium (Cd)-Total	<0.0050		0.0050	mg/kg	01-NOV-17	05-NOV-17	R3876273
Cadmium (Cd)-Total	<0.0010		0.0010	mg/kg wwt	01-NOV-17	05-NOV-17	R3876273
Calcium (Ca)-Total	565		20	mg/kg	01-NOV-17	02-NOV-17	R3873992
Calcium (Ca)-Total	115		4.0	mg/kg wwt	01-NOV-17	02-NOV-17	R3873992
Cesium (Cs)-Total	0.0836		0.0050	mg/kg	01-NOV-17	02-NOV-17	R3873992
Cesium (Cs)-Total	0.0170		0.0010	mg/kg wwt	01-NOV-17	02-NOV-17	R3873992
Chromium (Cr)-Total	<0.050		0.050	mg/kg	01-NOV-17	02-NOV-17	R3873992
Chromium (Cr)-Total	<0.010		0.010	mg/kg wwt	01-NOV-17	02-NOV-17	R3873992
Cobalt (Co)-Total	<0.020		0.020	mg/kg	01-NOV-17	02-NOV-17	R3873992
Cobalt (Co)-Total	<0.0040		0.0040	mg/kg wwt	01-NOV-17	02-NOV-17	R3873992
Copper (Cu)-Total	0.65		0.10	mg/kg	01-NOV-17	02-NOV-17	R3873992
Copper (Cu)-Total	0.132		0.020	mg/kg wwt	01-NOV-17	02-NOV-17	R3873992
Iron (Fe)-Total	10.1		3.0	mg/kg	01-NOV-17	02-NOV-17	R3873992
Iron (Fe)-Total	2.06		0.60	mg/kg wwt	01-NOV-17	02-NOV-17	R3873992
Lead (Pb)-Total	0.023		0.020	mg/kg	01-NOV-17	02-NOV-17	R3873992
Lead (Pb)-Total	0.0047		0.0040	mg/kg wwt	01-NOV-17	02-NOV-17	R3873992
Lithium (Li)-Total	<0.50		0.50	mg/kg	01-NOV-17	02-NOV-17	R3873992
Lithium (Li)-Total	<0.10		0.10	mg/kg wwt	01-NOV-17	02-NOV-17	R3873992
Magnesium (Mg)-Total	1370		2.0	mg/kg	01-NOV-17	02-NOV-17	R3873992
Magnesium (Mg)-Total	279		0.40	mg/kg wwt	01-NOV-17	02-NOV-17	R3873992
Manganese (Mn)-Total	0.282		0.050	mg/kg	01-NOV-17	02-NOV-17	R3873992
Manganese (Mn)-Total	0.057		0.010	mg/kg wwt	01-NOV-17	02-NOV-17	R3873992
Mercury (Hg)-Total	5.98		0.0050	mg/kg	01-NOV-17	03-NOV-17	R3874164
Mercury (Hg)-Total	1.21		0.0010	mg/kg wwt	01-NOV-17	03-NOV-17	R3874162
Molybdenum (Mo)-Total	<0.020		0.020	mg/kg	01-NOV-17	02-NOV-17	R3873992
Molybdenum (Mo)-Total	<0.0040		0.0040	mg/kg wwt	01-NOV-17	02-NOV-17	R3873992
Nickel (Ni)-Total	<0.20		0.20	mg/kg	01-NOV-17	02-NOV-17	R3873992
Nickel (Ni)-Total	<0.040		0.040	mg/kg wwt	01-NOV-17	02-NOV-17	R3873992
Phosphorus (P)-Total	11600		10	mg/kg	01-NOV-17	02-NOV-17	R3873992

* Refer to Referenced Information for Qualifiers (if any) and Methodology.

ALS ENVIRONMENTAL ANALYTICAL REPORT

Sample Details/Parameters	Result	Qualifier*	D.L.	Units	Extracted	Analyzed	Batch
L1992980-6 PINR-EXP-2017-WA05 MUSCLE Sampled By: KB PS on 13-SEP-17 @ 00:01 Matrix: Tissue							
Metals							
Phosphorus (P)-Total	2350		2.0	mg/kg wwt	01-NOV-17	02-NOV-17	R3873992
Potassium (K)-Total	20600		20	mg/kg	01-NOV-17	02-NOV-17	R3873992
Potassium (K)-Total	4190		4.0	mg/kg wwt	01-NOV-17	02-NOV-17	R3873992
Rubidium (Rb)-Total	61.8		0.050	mg/kg	01-NOV-17	02-NOV-17	R3873992
Rubidium (Rb)-Total	12.5		0.010	mg/kg wwt	01-NOV-17	02-NOV-17	R3873992
Selenium (Se)-Total	0.981		0.050	mg/kg	01-NOV-17	02-NOV-17	R3873992
Selenium (Se)-Total	0.199		0.010	mg/kg wwt	01-NOV-17	02-NOV-17	R3873992
Sodium (Na)-Total	1390		20	mg/kg	01-NOV-17	02-NOV-17	R3873992
Sodium (Na)-Total	283		4.0	mg/kg wwt	01-NOV-17	02-NOV-17	R3873992
Strontium (Sr)-Total	0.130		0.050	mg/kg	01-NOV-17	05-NOV-17	R3876273
Strontium (Sr)-Total	0.026		0.010	mg/kg wwt	01-NOV-17	05-NOV-17	R3876273
Tellurium (Te)-Total	<0.020		0.020	mg/kg	01-NOV-17	02-NOV-17	R3873992
Tellurium (Te)-Total	<0.0040		0.0040	mg/kg wwt	01-NOV-17	02-NOV-17	R3873992
Thallium (Tl)-Total	0.0089		0.0020	mg/kg	01-NOV-17	02-NOV-17	R3873992
Thallium (Tl)-Total	0.00180		0.00040	mg/kg wwt	01-NOV-17	02-NOV-17	R3873992
Tin (Sn)-Total	<0.10		0.10	mg/kg	01-NOV-17	02-NOV-17	R3873992
Tin (Sn)-Total	<0.020		0.020	mg/kg wwt	01-NOV-17	02-NOV-17	R3873992
Uranium (U)-Total	<0.0020		0.0020	mg/kg	01-NOV-17	02-NOV-17	R3873992
Uranium (U)-Total	<0.00040		0.00040	mg/kg wwt	01-NOV-17	02-NOV-17	R3873992
Vanadium (V)-Total	<0.10		0.10	mg/kg	01-NOV-17	02-NOV-17	R3873992
Vanadium (V)-Total	<0.020		0.020	mg/kg wwt	01-NOV-17	02-NOV-17	R3873992
Zinc (Zn)-Total	15.3		0.50	mg/kg	01-NOV-17	02-NOV-17	R3873992
Zinc (Zn)-Total	3.10		0.10	mg/kg wwt	01-NOV-17	02-NOV-17	R3873992
Zirconium (Zr)-Total	<0.20		0.20	mg/kg	01-NOV-17	02-NOV-17	R3873992
Zirconium (Zr)-Total	<0.040		0.040	mg/kg wwt	01-NOV-17	02-NOV-17	R3873992
L1992980-7 PINR-EXP-2017-WA05X MUSCLE Sampled By: KB PS on 13-SEP-17 @ 00:01 Matrix: Tissue							
Physical Tests							
% Moisture	79.3		0.50	%		01-NOV-17	R3872549
Metals							
Aluminum (Al)-Total	<2.0		2.0	mg/kg	01-NOV-17	02-NOV-17	R3873992
Aluminum (Al)-Total	<0.40		0.40	mg/kg wwt	01-NOV-17	02-NOV-17	R3873992
Antimony (Sb)-Total	<0.010		0.010	mg/kg	01-NOV-17	02-NOV-17	R3873992
Antimony (Sb)-Total	<0.0020		0.0020	mg/kg wwt	01-NOV-17	02-NOV-17	R3873992
Arsenic (As)-Total	0.422		0.020	mg/kg	01-NOV-17	02-NOV-17	R3873992
Arsenic (As)-Total	0.0873		0.0040	mg/kg wwt	01-NOV-17	02-NOV-17	R3873992
Barium (Ba)-Total	<0.050		0.050	mg/kg	01-NOV-17	02-NOV-17	R3873992
Barium (Ba)-Total	<0.010		0.010	mg/kg wwt	01-NOV-17	02-NOV-17	R3873992
Beryllium (Be)-Total	<0.010		0.010	mg/kg	01-NOV-17	02-NOV-17	R3873992
Beryllium (Be)-Total	<0.0020		0.0020	mg/kg wwt	01-NOV-17	02-NOV-17	R3873992
Bismuth (Bi)-Total	0.016		0.010	mg/kg	01-NOV-17	02-NOV-17	R3873992

* Refer to Referenced Information for Qualifiers (if any) and Methodology.

ALS ENVIRONMENTAL ANALYTICAL REPORT

Sample Details/Parameters	Result	Qualifier*	D.L.	Units	Extracted	Analyzed	Batch
L1992980-7 PINR-EXP-2017-WA05X MUSCLE							
Sampled By: KB PS on 13-SEP-17 @ 00:01							
Matrix: Tissue							
Metals							
Bismuth (Bi)-Total	0.0033		0.0020	mg/kg wwt	01-NOV-17	02-NOV-17	R3873992
Boron (B)-Total	<1.0		1.0	mg/kg	01-NOV-17	02-NOV-17	R3873992
Boron (B)-Total	<0.20		0.20	mg/kg wwt	01-NOV-17	02-NOV-17	R3873992
Cadmium (Cd)-Total	<0.0050		0.0050	mg/kg	01-NOV-17	05-NOV-17	R3876273
Cadmium (Cd)-Total	<0.0010		0.0010	mg/kg wwt	01-NOV-17	05-NOV-17	R3876273
Calcium (Ca)-Total	374		20	mg/kg	01-NOV-17	02-NOV-17	R3873992
Calcium (Ca)-Total	77.3		4.0	mg/kg wwt	01-NOV-17	02-NOV-17	R3873992
Cesium (Cs)-Total	0.0751		0.0050	mg/kg	01-NOV-17	02-NOV-17	R3873992
Cesium (Cs)-Total	0.0155		0.0010	mg/kg wwt	01-NOV-17	02-NOV-17	R3873992
Chromium (Cr)-Total	<0.050		0.050	mg/kg	01-NOV-17	02-NOV-17	R3873992
Chromium (Cr)-Total	<0.010		0.010	mg/kg wwt	01-NOV-17	02-NOV-17	R3873992
Cobalt (Co)-Total	<0.020		0.020	mg/kg	01-NOV-17	02-NOV-17	R3873992
Cobalt (Co)-Total	<0.0040		0.0040	mg/kg wwt	01-NOV-17	02-NOV-17	R3873992
Copper (Cu)-Total	0.56		0.10	mg/kg	01-NOV-17	02-NOV-17	R3873992
Copper (Cu)-Total	0.116		0.020	mg/kg wwt	01-NOV-17	02-NOV-17	R3873992
Iron (Fe)-Total	9.0		3.0	mg/kg	01-NOV-17	02-NOV-17	R3873992
Iron (Fe)-Total	1.85		0.60	mg/kg wwt	01-NOV-17	02-NOV-17	R3873992
Lead (Pb)-Total	0.021		0.020	mg/kg	01-NOV-17	02-NOV-17	R3873992
Lead (Pb)-Total	0.0043		0.0040	mg/kg wwt	01-NOV-17	02-NOV-17	R3873992
Lithium (Li)-Total	<0.50		0.50	mg/kg	01-NOV-17	02-NOV-17	R3873992
Lithium (Li)-Total	<0.10		0.10	mg/kg wwt	01-NOV-17	02-NOV-17	R3873992
Magnesium (Mg)-Total	1320		2.0	mg/kg	01-NOV-17	02-NOV-17	R3873992
Magnesium (Mg)-Total	273		0.40	mg/kg wwt	01-NOV-17	02-NOV-17	R3873992
Manganese (Mn)-Total	0.224		0.050	mg/kg	01-NOV-17	02-NOV-17	R3873992
Manganese (Mn)-Total	0.046		0.010	mg/kg wwt	01-NOV-17	02-NOV-17	R3873992
Mercury (Hg)-Total	6.20		0.0050	mg/kg	01-NOV-17	03-NOV-17	R3874164
Mercury (Hg)-Total	1.28		0.0010	mg/kg wwt	01-NOV-17	03-NOV-17	R3874162
Molybdenum (Mo)-Total	<0.020		0.020	mg/kg	01-NOV-17	02-NOV-17	R3873992
Molybdenum (Mo)-Total	<0.0040		0.0040	mg/kg wwt	01-NOV-17	02-NOV-17	R3873992
Nickel (Ni)-Total	<0.20		0.20	mg/kg	01-NOV-17	02-NOV-17	R3873992
Nickel (Ni)-Total	<0.040		0.040	mg/kg wwt	01-NOV-17	02-NOV-17	R3873992
Phosphorus (P)-Total	10400		10	mg/kg	01-NOV-17	02-NOV-17	R3873992
Phosphorus (P)-Total	2150		2.0	mg/kg wwt	01-NOV-17	02-NOV-17	R3873992
Potassium (K)-Total	19000		20	mg/kg	01-NOV-17	02-NOV-17	R3873992
Potassium (K)-Total	3920		4.0	mg/kg wwt	01-NOV-17	02-NOV-17	R3873992
Rubidium (Rb)-Total	58.8		0.050	mg/kg	01-NOV-17	02-NOV-17	R3873992
Rubidium (Rb)-Total	12.2		0.010	mg/kg wwt	01-NOV-17	02-NOV-17	R3873992
Selenium (Se)-Total	0.953		0.050	mg/kg	01-NOV-17	02-NOV-17	R3873992
Selenium (Se)-Total	0.197		0.010	mg/kg wwt	01-NOV-17	02-NOV-17	R3873992
Sodium (Na)-Total	1050		20	mg/kg	01-NOV-17	02-NOV-17	R3873992
Sodium (Na)-Total	217		4.0	mg/kg wwt	01-NOV-17	02-NOV-17	R3873992

* Refer to Referenced Information for Qualifiers (if any) and Methodology.

ALS ENVIRONMENTAL ANALYTICAL REPORT

Sample Details/Parameters	Result	Qualifier*	D.L.	Units	Extracted	Analyzed	Batch
L1992980-7 PINR-EXP-2017-WA05X MUSCLE Sampled By: KB PS on 13-SEP-17 @ 00:01 Matrix: Tissue							
Metals							
Strontium (Sr)-Total	0.070		0.050	mg/kg	01-NOV-17	05-NOV-17	R3876273
Strontium (Sr)-Total	0.015		0.010	mg/kg wwt	01-NOV-17	05-NOV-17	R3876273
Tellurium (Te)-Total	<0.020		0.020	mg/kg	01-NOV-17	02-NOV-17	R3873992
Tellurium (Te)-Total	<0.0040		0.0040	mg/kg wwt	01-NOV-17	02-NOV-17	R3873992
Thallium (Tl)-Total	0.0078		0.0020	mg/kg	01-NOV-17	02-NOV-17	R3873992
Thallium (Tl)-Total	0.00162		0.00040	mg/kg wwt	01-NOV-17	02-NOV-17	R3873992
Tin (Sn)-Total	<0.10		0.10	mg/kg	01-NOV-17	02-NOV-17	R3873992
Tin (Sn)-Total	<0.020		0.020	mg/kg wwt	01-NOV-17	02-NOV-17	R3873992
Uranium (U)-Total	<0.0020		0.0020	mg/kg	01-NOV-17	02-NOV-17	R3873992
Uranium (U)-Total	<0.00040		0.00040	mg/kg wwt	01-NOV-17	02-NOV-17	R3873992
Vanadium (V)-Total	<0.10		0.10	mg/kg	01-NOV-17	02-NOV-17	R3873992
Vanadium (V)-Total	<0.020		0.020	mg/kg wwt	01-NOV-17	02-NOV-17	R3873992
Zinc (Zn)-Total	11.3		0.50	mg/kg	01-NOV-17	02-NOV-17	R3873992
Zinc (Zn)-Total	2.35		0.10	mg/kg wwt	01-NOV-17	02-NOV-17	R3873992
Zirconium (Zr)-Total	<0.20		0.20	mg/kg	01-NOV-17	02-NOV-17	R3873992
Zirconium (Zr)-Total	<0.040		0.040	mg/kg wwt	01-NOV-17	02-NOV-17	R3873992
L1992980-8 PINR-EXP-2017-WA06 MUSCLE Sampled By: KB PS on 15-SEP-17 @ 00:01 Matrix: Tissue							
Physical Tests							
% Moisture	79.1		0.50	%		01-NOV-17	R3872549
Metals							
Aluminum (Al)-Total	<2.0		2.0	mg/kg	01-NOV-17	02-NOV-17	R3873992
Aluminum (Al)-Total	<0.40		0.40	mg/kg wwt	01-NOV-17	02-NOV-17	R3873992
Antimony (Sb)-Total	<0.010		0.010	mg/kg	01-NOV-17	02-NOV-17	R3873992
Antimony (Sb)-Total	<0.0020		0.0020	mg/kg wwt	01-NOV-17	02-NOV-17	R3873992
Arsenic (As)-Total	0.176		0.020	mg/kg	01-NOV-17	02-NOV-17	R3873992
Arsenic (As)-Total	0.0368		0.0040	mg/kg wwt	01-NOV-17	02-NOV-17	R3873992
Barium (Ba)-Total	<0.050		0.050	mg/kg	01-NOV-17	02-NOV-17	R3873992
Barium (Ba)-Total	<0.010		0.010	mg/kg wwt	01-NOV-17	02-NOV-17	R3873992
Beryllium (Be)-Total	<0.010		0.010	mg/kg	01-NOV-17	02-NOV-17	R3873992
Beryllium (Be)-Total	<0.0020		0.0020	mg/kg wwt	01-NOV-17	02-NOV-17	R3873992
Bismuth (Bi)-Total	0.020		0.010	mg/kg	01-NOV-17	02-NOV-17	R3873992
Bismuth (Bi)-Total	0.0043		0.0020	mg/kg wwt	01-NOV-17	02-NOV-17	R3873992
Boron (B)-Total	<1.0		1.0	mg/kg	01-NOV-17	02-NOV-17	R3873992
Boron (B)-Total	<0.20		0.20	mg/kg wwt	01-NOV-17	02-NOV-17	R3873992
Cadmium (Cd)-Total	<0.0050		0.0050	mg/kg	01-NOV-17	05-NOV-17	R3876273
Cadmium (Cd)-Total	<0.0010		0.0010	mg/kg wwt	01-NOV-17	05-NOV-17	R3876273
Calcium (Ca)-Total	414		20	mg/kg	01-NOV-17	02-NOV-17	R3873992
Calcium (Ca)-Total	86.6		4.0	mg/kg wwt	01-NOV-17	02-NOV-17	R3873992
Cesium (Cs)-Total	0.0423		0.0050	mg/kg	01-NOV-17	02-NOV-17	R3873992
Cesium (Cs)-Total	0.0089		0.0010	mg/kg wwt	01-NOV-17	02-NOV-17	R3873992

* Refer to Referenced Information for Qualifiers (if any) and Methodology.

ALS ENVIRONMENTAL ANALYTICAL REPORT

Sample Details/Parameters	Result	Qualifier*	D.L.	Units	Extracted	Analyzed	Batch
L1992980-8 PINR-EXP-2017-WA06 MUSCLE							
Sampled By: KB PS on 15-SEP-17 @ 00:01							
Matrix: Tissue							
Metals							
Chromium (Cr)-Total	<0.050		0.050	mg/kg	01-NOV-17	02-NOV-17	R3873992
Chromium (Cr)-Total	0.010		0.010	mg/kg wwt	01-NOV-17	02-NOV-17	R3873992
Cobalt (Co)-Total	<0.020		0.020	mg/kg	01-NOV-17	02-NOV-17	R3873992
Cobalt (Co)-Total	<0.0040		0.0040	mg/kg wwt	01-NOV-17	02-NOV-17	R3873992
Copper (Cu)-Total	0.54		0.10	mg/kg	01-NOV-17	02-NOV-17	R3873992
Copper (Cu)-Total	0.113		0.020	mg/kg wwt	01-NOV-17	02-NOV-17	R3873992
Iron (Fe)-Total	5.9		3.0	mg/kg	01-NOV-17	02-NOV-17	R3873992
Iron (Fe)-Total	1.23		0.60	mg/kg wwt	01-NOV-17	02-NOV-17	R3873992
Lead (Pb)-Total	0.028		0.020	mg/kg	01-NOV-17	02-NOV-17	R3873992
Lead (Pb)-Total	0.0060		0.0040	mg/kg wwt	01-NOV-17	02-NOV-17	R3873992
Lithium (Li)-Total	<0.50		0.50	mg/kg	01-NOV-17	02-NOV-17	R3873992
Lithium (Li)-Total	<0.10		0.10	mg/kg wwt	01-NOV-17	02-NOV-17	R3873992
Magnesium (Mg)-Total	1410		2.0	mg/kg	01-NOV-17	02-NOV-17	R3873992
Magnesium (Mg)-Total	296		0.40	mg/kg wwt	01-NOV-17	02-NOV-17	R3873992
Manganese (Mn)-Total	0.428		0.050	mg/kg	01-NOV-17	02-NOV-17	R3873992
Manganese (Mn)-Total	0.090		0.010	mg/kg wwt	01-NOV-17	02-NOV-17	R3873992
Mercury (Hg)-Total	1.53		0.0050	mg/kg	01-NOV-17	03-NOV-17	R3874164
Mercury (Hg)-Total	0.320		0.0010	mg/kg wwt	01-NOV-17	03-NOV-17	R3874162
Molybdenum (Mo)-Total	<0.020		0.020	mg/kg	01-NOV-17	02-NOV-17	R3873992
Molybdenum (Mo)-Total	<0.0040		0.0040	mg/kg wwt	01-NOV-17	02-NOV-17	R3873992
Nickel (Ni)-Total	<0.20		0.20	mg/kg	01-NOV-17	02-NOV-17	R3873992
Nickel (Ni)-Total	<0.040		0.040	mg/kg wwt	01-NOV-17	02-NOV-17	R3873992
Phosphorus (P)-Total	11500		10	mg/kg	01-NOV-17	02-NOV-17	R3873992
Phosphorus (P)-Total	2420		2.0	mg/kg wwt	01-NOV-17	02-NOV-17	R3873992
Potassium (K)-Total	22000		20	mg/kg	01-NOV-17	02-NOV-17	R3873992
Potassium (K)-Total	4600		4.0	mg/kg wwt	01-NOV-17	02-NOV-17	R3873992
Rubidium (Rb)-Total	49.2		0.050	mg/kg	01-NOV-17	02-NOV-17	R3873992
Rubidium (Rb)-Total	10.3		0.010	mg/kg wwt	01-NOV-17	02-NOV-17	R3873992
Selenium (Se)-Total	0.924		0.050	mg/kg	01-NOV-17	02-NOV-17	R3873992
Selenium (Se)-Total	0.193		0.010	mg/kg wwt	01-NOV-17	02-NOV-17	R3873992
Sodium (Na)-Total	1020		20	mg/kg	01-NOV-17	02-NOV-17	R3873992
Sodium (Na)-Total	215		4.0	mg/kg wwt	01-NOV-17	02-NOV-17	R3873992
Strontium (Sr)-Total	<0.050		0.050	mg/kg	01-NOV-17	02-NOV-17	R3873992
Strontium (Sr)-Total	<0.010		0.010	mg/kg wwt	01-NOV-17	02-NOV-17	R3873992
Tellurium (Te)-Total	<0.020		0.020	mg/kg	01-NOV-17	02-NOV-17	R3873992
Tellurium (Te)-Total	<0.0040		0.0040	mg/kg wwt	01-NOV-17	02-NOV-17	R3873992
Thallium (Tl)-Total	0.0135		0.0020	mg/kg	01-NOV-17	02-NOV-17	R3873992
Thallium (Tl)-Total	0.00282		0.00040	mg/kg wwt	01-NOV-17	02-NOV-17	R3873992
Tin (Sn)-Total	<0.10		0.10	mg/kg	01-NOV-17	02-NOV-17	R3873992
Tin (Sn)-Total	<0.020		0.020	mg/kg wwt	01-NOV-17	02-NOV-17	R3873992
Uranium (U)-Total	<0.0020		0.0020	mg/kg	01-NOV-17	02-NOV-17	R3873992

* Refer to Referenced Information for Qualifiers (if any) and Methodology.

ALS ENVIRONMENTAL ANALYTICAL REPORT

Sample Details/Parameters	Result	Qualifier*	D.L.	Units	Extracted	Analyzed	Batch
L1992980-8 PINR-EXP-2017-WA06 MUSCLE Sampled By: KB PS on 15-SEP-17 @ 00:01 Matrix: Tissue							
Metals							
Uranium (U)-Total	<0.00040		0.00040	mg/kg wwt	01-NOV-17	02-NOV-17	R3873992
Vanadium (V)-Total	<0.10		0.10	mg/kg	01-NOV-17	02-NOV-17	R3873992
Vanadium (V)-Total	<0.020		0.020	mg/kg wwt	01-NOV-17	02-NOV-17	R3873992
Zinc (Zn)-Total	11.0		0.50	mg/kg	01-NOV-17	02-NOV-17	R3873992
Zinc (Zn)-Total	2.31		0.10	mg/kg wwt	01-NOV-17	02-NOV-17	R3873992
Zirconium (Zr)-Total	<0.20		0.20	mg/kg	01-NOV-17	02-NOV-17	R3873992
Zirconium (Zr)-Total	<0.040		0.040	mg/kg wwt	01-NOV-17	02-NOV-17	R3873992
L1992980-9 PINR-EXP-2017-WA07 MUSCLE Sampled By: KB PS on 15-SEP-17 @ 00:01 Matrix: Tissue							
Physical Tests							
% Moisture	81.3		0.50	%		01-NOV-17	R3872549
Metals							
Aluminum (Al)-Total	3.2		2.0	mg/kg	01-NOV-17	02-NOV-17	R3873992
Aluminum (Al)-Total	0.61		0.40	mg/kg wwt	01-NOV-17	02-NOV-17	R3873992
Antimony (Sb)-Total	<0.010		0.010	mg/kg	01-NOV-17	02-NOV-17	R3873992
Antimony (Sb)-Total	<0.0020		0.0020	mg/kg wwt	01-NOV-17	02-NOV-17	R3873992
Arsenic (As)-Total	0.165		0.020	mg/kg	01-NOV-17	02-NOV-17	R3873992
Arsenic (As)-Total	0.0310		0.0040	mg/kg wwt	01-NOV-17	02-NOV-17	R3873992
Barium (Ba)-Total	0.136		0.050	mg/kg	01-NOV-17	02-NOV-17	R3873992
Barium (Ba)-Total	0.025		0.010	mg/kg wwt	01-NOV-17	02-NOV-17	R3873992
Beryllium (Be)-Total	<0.010		0.010	mg/kg	01-NOV-17	02-NOV-17	R3873992
Beryllium (Be)-Total	<0.0020		0.0020	mg/kg wwt	01-NOV-17	02-NOV-17	R3873992
Bismuth (Bi)-Total	0.012		0.010	mg/kg	01-NOV-17	02-NOV-17	R3873992
Bismuth (Bi)-Total	0.0022		0.0020	mg/kg wwt	01-NOV-17	02-NOV-17	R3873992
Boron (B)-Total	<1.0		1.0	mg/kg	01-NOV-17	02-NOV-17	R3873992
Boron (B)-Total	<0.20		0.20	mg/kg wwt	01-NOV-17	02-NOV-17	R3873992
Cadmium (Cd)-Total	0.0089		0.0050	mg/kg	01-NOV-17	05-NOV-17	R3876273
Cadmium (Cd)-Total	0.0017		0.0010	mg/kg wwt	01-NOV-17	05-NOV-17	R3876273
Calcium (Ca)-Total	1850		20	mg/kg	01-NOV-17	02-NOV-17	R3873992
Calcium (Ca)-Total	345		4.0	mg/kg wwt	01-NOV-17	02-NOV-17	R3873992
Cesium (Cs)-Total	0.0541		0.0050	mg/kg	01-NOV-17	02-NOV-17	R3873992
Cesium (Cs)-Total	0.0101		0.0010	mg/kg wwt	01-NOV-17	02-NOV-17	R3873992
Chromium (Cr)-Total	<0.050		0.050	mg/kg	01-NOV-17	02-NOV-17	R3873992
Chromium (Cr)-Total	<0.010		0.010	mg/kg wwt	01-NOV-17	02-NOV-17	R3873992
Cobalt (Co)-Total	<0.020		0.020	mg/kg	01-NOV-17	02-NOV-17	R3873992
Cobalt (Co)-Total	<0.0040		0.0040	mg/kg wwt	01-NOV-17	02-NOV-17	R3873992
Copper (Cu)-Total	0.53		0.10	mg/kg	01-NOV-17	02-NOV-17	R3873992
Copper (Cu)-Total	0.099		0.020	mg/kg wwt	01-NOV-17	02-NOV-17	R3873992
Iron (Fe)-Total	8.9		3.0	mg/kg	01-NOV-17	02-NOV-17	R3873992
Iron (Fe)-Total	1.66		0.60	mg/kg wwt	01-NOV-17	02-NOV-17	R3873992
Lead (Pb)-Total	<0.020		0.020	mg/kg	01-NOV-17	02-NOV-17	R3873992

* Refer to Referenced Information for Qualifiers (if any) and Methodology.

ALS ENVIRONMENTAL ANALYTICAL REPORT

Sample Details/Parameters	Result	Qualifier*	D.L.	Units	Extracted	Analyzed	Batch
L1992980-9 PINR-EXP-2017-WA07 MUSCLE Sampled By: KB PS on 15-SEP-17 @ 00:01 Matrix: Tissue							
Metals							
Lead (Pb)-Total	<0.0040		0.0040	mg/kg wwt	01-NOV-17	02-NOV-17	R3873992
Lithium (Li)-Total	<0.50		0.50	mg/kg	01-NOV-17	02-NOV-17	R3873992
Lithium (Li)-Total	<0.10		0.10	mg/kg wwt	01-NOV-17	02-NOV-17	R3873992
Magnesium (Mg)-Total	1290		2.0	mg/kg	01-NOV-17	02-NOV-17	R3873992
Magnesium (Mg)-Total	241		0.40	mg/kg wwt	01-NOV-17	02-NOV-17	R3873992
Manganese (Mn)-Total	0.899		0.050	mg/kg	01-NOV-17	02-NOV-17	R3873992
Manganese (Mn)-Total	0.168		0.010	mg/kg wwt	01-NOV-17	02-NOV-17	R3873992
Mercury (Hg)-Total	1.19		0.0050	mg/kg	01-NOV-17	03-NOV-17	R3874164
Mercury (Hg)-Total	0.223		0.0010	mg/kg wwt	01-NOV-17	03-NOV-17	R3874162
Molybdenum (Mo)-Total	<0.020		0.020	mg/kg	01-NOV-17	02-NOV-17	R3873992
Molybdenum (Mo)-Total	<0.0040		0.0040	mg/kg wwt	01-NOV-17	02-NOV-17	R3873992
Nickel (Ni)-Total	<0.20		0.20	mg/kg	01-NOV-17	02-NOV-17	R3873992
Nickel (Ni)-Total	<0.040		0.040	mg/kg wwt	01-NOV-17	02-NOV-17	R3873992
Phosphorus (P)-Total	11800		10	mg/kg	01-NOV-17	02-NOV-17	R3873992
Phosphorus (P)-Total	2200		2.0	mg/kg wwt	01-NOV-17	02-NOV-17	R3873992
Potassium (K)-Total	21300		20	mg/kg	01-NOV-17	02-NOV-17	R3873992
Potassium (K)-Total	3990		4.0	mg/kg wwt	01-NOV-17	02-NOV-17	R3873992
Rubidium (Rb)-Total	59.6		0.050	mg/kg	01-NOV-17	02-NOV-17	R3873992
Rubidium (Rb)-Total	11.2		0.010	mg/kg wwt	01-NOV-17	02-NOV-17	R3873992
Selenium (Se)-Total	1.04		0.050	mg/kg	01-NOV-17	02-NOV-17	R3873992
Selenium (Se)-Total	0.195		0.010	mg/kg wwt	01-NOV-17	02-NOV-17	R3873992
Sodium (Na)-Total	1580		20	mg/kg	01-NOV-17	02-NOV-17	R3873992
Sodium (Na)-Total	295		4.0	mg/kg wwt	01-NOV-17	02-NOV-17	R3873992
Strontium (Sr)-Total	0.551		0.050	mg/kg	01-NOV-17	02-NOV-17	R3873992
Strontium (Sr)-Total	0.103		0.010	mg/kg wwt	01-NOV-17	02-NOV-17	R3873992
Tellurium (Te)-Total	<0.020		0.020	mg/kg	01-NOV-17	02-NOV-17	R3873992
Tellurium (Te)-Total	<0.0040		0.0040	mg/kg wwt	01-NOV-17	02-NOV-17	R3873992
Thallium (Tl)-Total	0.0076		0.0020	mg/kg	01-NOV-17	02-NOV-17	R3873992
Thallium (Tl)-Total	0.00142		0.00040	mg/kg wwt	01-NOV-17	02-NOV-17	R3873992
Tin (Sn)-Total	<0.10		0.10	mg/kg	01-NOV-17	02-NOV-17	R3873992
Tin (Sn)-Total	<0.020		0.020	mg/kg wwt	01-NOV-17	02-NOV-17	R3873992
Uranium (U)-Total	<0.0020		0.0020	mg/kg	01-NOV-17	02-NOV-17	R3873992
Uranium (U)-Total	<0.00040		0.00040	mg/kg wwt	01-NOV-17	02-NOV-17	R3873992
Vanadium (V)-Total	<0.10		0.10	mg/kg	01-NOV-17	02-NOV-17	R3873992
Vanadium (V)-Total	<0.020		0.020	mg/kg wwt	01-NOV-17	02-NOV-17	R3873992
Zinc (Zn)-Total	11.8		0.50	mg/kg	01-NOV-17	02-NOV-17	R3873992
Zinc (Zn)-Total	2.22		0.10	mg/kg wwt	01-NOV-17	02-NOV-17	R3873992
Zirconium (Zr)-Total	<0.20		0.20	mg/kg	01-NOV-17	02-NOV-17	R3873992
Zirconium (Zr)-Total	<0.040		0.040	mg/kg wwt	01-NOV-17	02-NOV-17	R3873992
L1992980-10 PINR-EXP-2017-WA08 MUSCLE Sampled By: KB PS on 15-SEP-17 @ 00:01 Matrix: Tissue							

* Refer to Referenced Information for Qualifiers (if any) and Methodology.

ALS ENVIRONMENTAL ANALYTICAL REPORT

Sample Details/Parameters	Result	Qualifier*	D.L.	Units	Extracted	Analyzed	Batch
L1992980-10 PINR-EXP-2017-WA08 MUSCLE Sampled By: KB PS on 15-SEP-17 @ 00:01 Matrix: Tissue							
Physical Tests							
% Moisture	80.8		0.50	%		01-NOV-17	R3872549
Metals							
Aluminum (Al)-Total	4.4		2.0	mg/kg	01-NOV-17	02-NOV-17	R3873992
Aluminum (Al)-Total	0.85		0.40	mg/kg wwt	01-NOV-17	02-NOV-17	R3873992
Antimony (Sb)-Total	<0.010		0.010	mg/kg	01-NOV-17	02-NOV-17	R3873992
Antimony (Sb)-Total	<0.0020		0.0020	mg/kg wwt	01-NOV-17	02-NOV-17	R3873992
Arsenic (As)-Total	0.142		0.020	mg/kg	01-NOV-17	02-NOV-17	R3873992
Arsenic (As)-Total	0.0273		0.0040	mg/kg wwt	01-NOV-17	02-NOV-17	R3873992
Barium (Ba)-Total	0.074		0.050	mg/kg	01-NOV-17	02-NOV-17	R3873992
Barium (Ba)-Total	0.014		0.010	mg/kg wwt	01-NOV-17	02-NOV-17	R3873992
Beryllium (Be)-Total	<0.010		0.010	mg/kg	01-NOV-17	02-NOV-17	R3873992
Beryllium (Be)-Total	<0.0020		0.0020	mg/kg wwt	01-NOV-17	02-NOV-17	R3873992
Bismuth (Bi)-Total	<0.010		0.010	mg/kg	01-NOV-17	02-NOV-17	R3873992
Bismuth (Bi)-Total	<0.0020		0.0020	mg/kg wwt	01-NOV-17	02-NOV-17	R3873992
Boron (B)-Total	<1.0		1.0	mg/kg	01-NOV-17	02-NOV-17	R3873992
Boron (B)-Total	<0.20		0.20	mg/kg wwt	01-NOV-17	02-NOV-17	R3873992
Cadmium (Cd)-Total	<0.0050		0.0050	mg/kg	01-NOV-17	05-NOV-17	R3876273
Cadmium (Cd)-Total	<0.0010		0.0010	mg/kg wwt	01-NOV-17	05-NOV-17	R3876273
Calcium (Ca)-Total	1380		20	mg/kg	01-NOV-17	02-NOV-17	R3873992
Calcium (Ca)-Total	265		4.0	mg/kg wwt	01-NOV-17	02-NOV-17	R3873992
Cesium (Cs)-Total	0.0602		0.0050	mg/kg	01-NOV-17	02-NOV-17	R3873992
Cesium (Cs)-Total	0.0115		0.0010	mg/kg wwt	01-NOV-17	02-NOV-17	R3873992
Chromium (Cr)-Total	<0.050		0.050	mg/kg	01-NOV-17	02-NOV-17	R3873992
Chromium (Cr)-Total	<0.010		0.010	mg/kg wwt	01-NOV-17	02-NOV-17	R3873992
Cobalt (Co)-Total	<0.020		0.020	mg/kg	01-NOV-17	02-NOV-17	R3873992
Cobalt (Co)-Total	<0.0040		0.0040	mg/kg wwt	01-NOV-17	02-NOV-17	R3873992
Copper (Cu)-Total	0.46		0.10	mg/kg	01-NOV-17	02-NOV-17	R3873992
Copper (Cu)-Total	0.088		0.020	mg/kg wwt	01-NOV-17	02-NOV-17	R3873992
Iron (Fe)-Total	9.5		3.0	mg/kg	01-NOV-17	02-NOV-17	R3873992
Iron (Fe)-Total	1.81		0.60	mg/kg wwt	01-NOV-17	02-NOV-17	R3873992
Lead (Pb)-Total	0.027		0.020	mg/kg	01-NOV-17	02-NOV-17	R3873992
Lead (Pb)-Total	0.0052		0.0040	mg/kg wwt	01-NOV-17	02-NOV-17	R3873992
Lithium (Li)-Total	<0.50		0.50	mg/kg	01-NOV-17	02-NOV-17	R3873992
Lithium (Li)-Total	<0.10		0.10	mg/kg wwt	01-NOV-17	02-NOV-17	R3873992
Magnesium (Mg)-Total	1390		2.0	mg/kg	01-NOV-17	02-NOV-17	R3873992
Magnesium (Mg)-Total	267		0.40	mg/kg wwt	01-NOV-17	02-NOV-17	R3873992
Manganese (Mn)-Total	0.740		0.050	mg/kg	01-NOV-17	02-NOV-17	R3873992
Manganese (Mn)-Total	0.142		0.010	mg/kg wwt	01-NOV-17	02-NOV-17	R3873992
Mercury (Hg)-Total	0.661		0.0050	mg/kg	01-NOV-17	03-NOV-17	R3874164
Mercury (Hg)-Total	0.127		0.0010	mg/kg wwt	01-NOV-17	03-NOV-17	R3874162
Molybdenum (Mo)-Total	<0.020		0.020	mg/kg	01-NOV-17	02-NOV-17	R3873992

* Refer to Referenced Information for Qualifiers (if any) and Methodology.

ALS ENVIRONMENTAL ANALYTICAL REPORT

Sample Details/Parameters	Result	Qualifier*	D.L.	Units	Extracted	Analyzed	Batch
L1992980-10 PINR-EXP-2017-WA08 MUSCLE Sampled By: KB PS on 15-SEP-17 @ 00:01 Matrix: Tissue							
Metals							
Molybdenum (Mo)-Total	<0.0040		0.0040	mg/kg wwt	01-NOV-17	02-NOV-17	R3873992
Nickel (Ni)-Total	<0.20		0.20	mg/kg	01-NOV-17	02-NOV-17	R3873992
Nickel (Ni)-Total	<0.040		0.040	mg/kg wwt	01-NOV-17	02-NOV-17	R3873992
Phosphorus (P)-Total	12600		10	mg/kg	01-NOV-17	02-NOV-17	R3873992
Phosphorus (P)-Total	2410		2.0	mg/kg wwt	01-NOV-17	02-NOV-17	R3873992
Potassium (K)-Total	23800		20	mg/kg	01-NOV-17	02-NOV-17	R3873992
Potassium (K)-Total	4570		4.0	mg/kg wwt	01-NOV-17	02-NOV-17	R3873992
Rubidium (Rb)-Total	86.8		0.050	mg/kg	01-NOV-17	02-NOV-17	R3873992
Rubidium (Rb)-Total	16.6		0.010	mg/kg wwt	01-NOV-17	02-NOV-17	R3873992
Selenium (Se)-Total	0.755		0.050	mg/kg	01-NOV-17	02-NOV-17	R3873992
Selenium (Se)-Total	0.145		0.010	mg/kg wwt	01-NOV-17	02-NOV-17	R3873992
Sodium (Na)-Total	1170		20	mg/kg	01-NOV-17	02-NOV-17	R3873992
Sodium (Na)-Total	224		4.0	mg/kg wwt	01-NOV-17	02-NOV-17	R3873992
Strontium (Sr)-Total	0.414		0.050	mg/kg	01-NOV-17	02-NOV-17	R3873992
Strontium (Sr)-Total	0.079		0.010	mg/kg wwt	01-NOV-17	02-NOV-17	R3873992
Tellurium (Te)-Total	<0.020		0.020	mg/kg	01-NOV-17	02-NOV-17	R3873992
Tellurium (Te)-Total	<0.0040		0.0040	mg/kg wwt	01-NOV-17	02-NOV-17	R3873992
Thallium (Tl)-Total	0.0078		0.0020	mg/kg	01-NOV-17	02-NOV-17	R3873992
Thallium (Tl)-Total	0.00149		0.00040	mg/kg wwt	01-NOV-17	02-NOV-17	R3873992
Tin (Sn)-Total	<0.10		0.10	mg/kg	01-NOV-17	02-NOV-17	R3873992
Tin (Sn)-Total	<0.020		0.020	mg/kg wwt	01-NOV-17	02-NOV-17	R3873992
Uranium (U)-Total	<0.0020		0.0020	mg/kg	01-NOV-17	02-NOV-17	R3873992
Uranium (U)-Total	<0.00040		0.00040	mg/kg wwt	01-NOV-17	02-NOV-17	R3873992
Vanadium (V)-Total	<0.10		0.10	mg/kg	01-NOV-17	02-NOV-17	R3873992
Vanadium (V)-Total	<0.020		0.020	mg/kg wwt	01-NOV-17	02-NOV-17	R3873992
Zinc (Zn)-Total	13.6		0.50	mg/kg	01-NOV-17	02-NOV-17	R3873992
Zinc (Zn)-Total	2.60		0.10	mg/kg wwt	01-NOV-17	02-NOV-17	R3873992
Zirconium (Zr)-Total	<0.20		0.20	mg/kg	01-NOV-17	02-NOV-17	R3873992
Zirconium (Zr)-Total	<0.040		0.040	mg/kg wwt	01-NOV-17	02-NOV-17	R3873992
L1992980-11 PINR-EXP-2017-WA09 MUSCLE Sampled By: KB PS on 16-SEP-17 @ 00:01 Matrix: Tissue							
Physical Tests							
% Moisture	77.9		0.50	%		01-NOV-17	R3872549
Metals							
Aluminum (Al)-Total	2.1		2.0	mg/kg	01-NOV-17	02-NOV-17	R3873992
Aluminum (Al)-Total	0.46		0.40	mg/kg wwt	01-NOV-17	02-NOV-17	R3873992
Antimony (Sb)-Total	<0.010		0.010	mg/kg	01-NOV-17	02-NOV-17	R3873992
Antimony (Sb)-Total	<0.0020		0.0020	mg/kg wwt	01-NOV-17	02-NOV-17	R3873992
Arsenic (As)-Total	0.291		0.020	mg/kg	01-NOV-17	02-NOV-17	R3873992
Arsenic (As)-Total	0.0645		0.0040	mg/kg wwt	01-NOV-17	02-NOV-17	R3873992
Barium (Ba)-Total	0.051		0.050	mg/kg	01-NOV-17	02-NOV-17	R3873992

* Refer to Referenced Information for Qualifiers (if any) and Methodology.

ALS ENVIRONMENTAL ANALYTICAL REPORT

Sample Details/Parameters	Result	Qualifier*	D.L.	Units	Extracted	Analyzed	Batch
L1992980-11 PINR-EXP-2017-WA09 MUSCLE							
Sampled By: KB PS on 16-SEP-17 @ 00:01							
Matrix: Tissue							
Metals							
Barium (Ba)-Total	0.011		0.010	mg/kg wwt	01-NOV-17	02-NOV-17	R3873992
Beryllium (Be)-Total	<0.010		0.010	mg/kg	01-NOV-17	02-NOV-17	R3873992
Beryllium (Be)-Total	<0.0020		0.0020	mg/kg wwt	01-NOV-17	02-NOV-17	R3873992
Bismuth (Bi)-Total	<0.010		0.010	mg/kg	01-NOV-17	02-NOV-17	R3873992
Bismuth (Bi)-Total	0.0020		0.0020	mg/kg wwt	01-NOV-17	02-NOV-17	R3873992
Boron (B)-Total	<1.0		1.0	mg/kg	01-NOV-17	02-NOV-17	R3873992
Boron (B)-Total	<0.20		0.20	mg/kg wwt	01-NOV-17	02-NOV-17	R3873992
Cadmium (Cd)-Total	<0.0050		0.0050	mg/kg	01-NOV-17	05-NOV-17	R3876273
Cadmium (Cd)-Total	<0.0010		0.0010	mg/kg wwt	01-NOV-17	05-NOV-17	R3876273
Calcium (Ca)-Total	954		20	mg/kg	01-NOV-17	02-NOV-17	R3873992
Calcium (Ca)-Total	211		4.0	mg/kg wwt	01-NOV-17	02-NOV-17	R3873992
Cesium (Cs)-Total	0.0316		0.0050	mg/kg	01-NOV-17	02-NOV-17	R3873992
Cesium (Cs)-Total	0.0070		0.0010	mg/kg wwt	01-NOV-17	02-NOV-17	R3873992
Chromium (Cr)-Total	<0.050		0.050	mg/kg	01-NOV-17	02-NOV-17	R3873992
Chromium (Cr)-Total	<0.010		0.010	mg/kg wwt	01-NOV-17	02-NOV-17	R3873992
Cobalt (Co)-Total	<0.020		0.020	mg/kg	01-NOV-17	02-NOV-17	R3873992
Cobalt (Co)-Total	<0.0040		0.0040	mg/kg wwt	01-NOV-17	02-NOV-17	R3873992
Copper (Cu)-Total	0.53		0.10	mg/kg	01-NOV-17	02-NOV-17	R3873992
Copper (Cu)-Total	0.118		0.020	mg/kg wwt	01-NOV-17	02-NOV-17	R3873992
Iron (Fe)-Total	6.1		3.0	mg/kg	01-NOV-17	02-NOV-17	R3873992
Iron (Fe)-Total	1.35		0.60	mg/kg wwt	01-NOV-17	02-NOV-17	R3873992
Lead (Pb)-Total	0.024		0.020	mg/kg	01-NOV-17	02-NOV-17	R3873992
Lead (Pb)-Total	0.0053		0.0040	mg/kg wwt	01-NOV-17	02-NOV-17	R3873992
Lithium (Li)-Total	<0.50		0.50	mg/kg	01-NOV-17	02-NOV-17	R3873992
Lithium (Li)-Total	<0.10		0.10	mg/kg wwt	01-NOV-17	02-NOV-17	R3873992
Magnesium (Mg)-Total	1490		2.0	mg/kg	01-NOV-17	02-NOV-17	R3873992
Magnesium (Mg)-Total	330		0.40	mg/kg wwt	01-NOV-17	02-NOV-17	R3873992
Manganese (Mn)-Total	0.711		0.050	mg/kg	01-NOV-17	02-NOV-17	R3873992
Manganese (Mn)-Total	0.157		0.010	mg/kg wwt	01-NOV-17	02-NOV-17	R3873992
Mercury (Hg)-Total	1.49		0.0050	mg/kg	01-NOV-17	03-NOV-17	R3874164
Mercury (Hg)-Total	0.329		0.0010	mg/kg wwt	01-NOV-17	03-NOV-17	R3874162
Molybdenum (Mo)-Total	<0.020		0.020	mg/kg	01-NOV-17	02-NOV-17	R3873992
Molybdenum (Mo)-Total	<0.0040		0.0040	mg/kg wwt	01-NOV-17	02-NOV-17	R3873992
Nickel (Ni)-Total	2.23		0.20	mg/kg	01-NOV-17	02-NOV-17	R3873992
Nickel (Ni)-Total	0.495		0.040	mg/kg wwt	01-NOV-17	02-NOV-17	R3873992
Phosphorus (P)-Total	11900		10	mg/kg	01-NOV-17	02-NOV-17	R3873992
Phosphorus (P)-Total	2630		2.0	mg/kg wwt	01-NOV-17	02-NOV-17	R3873992
Potassium (K)-Total	21400		20	mg/kg	01-NOV-17	02-NOV-17	R3873992
Potassium (K)-Total	4730		4.0	mg/kg wwt	01-NOV-17	02-NOV-17	R3873992
Rubidium (Rb)-Total	35.1		0.050	mg/kg	01-NOV-17	02-NOV-17	R3873992
Rubidium (Rb)-Total	7.77		0.010	mg/kg wwt	01-NOV-17	02-NOV-17	R3873992

* Refer to Referenced Information for Qualifiers (if any) and Methodology.

ALS ENVIRONMENTAL ANALYTICAL REPORT

Sample Details/Parameters	Result	Qualifier*	D.L.	Units	Extracted	Analyzed	Batch
L1992980-11 PINR-EXP-2017-WA09 MUSCLE Sampled By: KB PS on 16-SEP-17 @ 00:01 Matrix: Tissue							
Metals							
Selenium (Se)-Total	1.36		0.050	mg/kg	01-NOV-17	02-NOV-17	R3873992
Selenium (Se)-Total	0.301		0.010	mg/kg wwt	01-NOV-17	02-NOV-17	R3873992
Sodium (Na)-Total	1440		20	mg/kg	01-NOV-17	02-NOV-17	R3873992
Sodium (Na)-Total	320		4.0	mg/kg wwt	01-NOV-17	02-NOV-17	R3873992
Strontium (Sr)-Total	0.206		0.050	mg/kg	01-NOV-17	02-NOV-17	R3873992
Strontium (Sr)-Total	0.046		0.010	mg/kg wwt	01-NOV-17	02-NOV-17	R3873992
Tellurium (Te)-Total	<0.020		0.020	mg/kg	01-NOV-17	02-NOV-17	R3873992
Tellurium (Te)-Total	<0.0040		0.0040	mg/kg wwt	01-NOV-17	02-NOV-17	R3873992
Thallium (Tl)-Total	0.0095		0.0020	mg/kg	01-NOV-17	02-NOV-17	R3873992
Thallium (Tl)-Total	0.00211		0.00040	mg/kg wwt	01-NOV-17	02-NOV-17	R3873992
Tin (Sn)-Total	<0.10		0.10	mg/kg	01-NOV-17	02-NOV-17	R3873992
Tin (Sn)-Total	<0.020		0.020	mg/kg wwt	01-NOV-17	02-NOV-17	R3873992
Uranium (U)-Total	<0.0020		0.0020	mg/kg	01-NOV-17	02-NOV-17	R3873992
Uranium (U)-Total	<0.00040		0.00040	mg/kg wwt	01-NOV-17	02-NOV-17	R3873992
Vanadium (V)-Total	<0.10		0.10	mg/kg	01-NOV-17	02-NOV-17	R3873992
Vanadium (V)-Total	<0.020		0.020	mg/kg wwt	01-NOV-17	02-NOV-17	R3873992
Zinc (Zn)-Total	11.7		0.50	mg/kg	01-NOV-17	02-NOV-17	R3873992
Zinc (Zn)-Total	2.60		0.10	mg/kg wwt	01-NOV-17	02-NOV-17	R3873992
Zirconium (Zr)-Total	<0.20		0.20	mg/kg	01-NOV-17	02-NOV-17	R3873992
Zirconium (Zr)-Total	<0.040		0.040	mg/kg wwt	01-NOV-17	02-NOV-17	R3873992
L1992980-12 PINR-EXP-2017-WA10 MUSCLE Sampled By: KB PS on 16-SEP-17 @ 00:01 Matrix: Tissue							
Physical Tests							
% Moisture	80.2		0.50	%		01-NOV-17	R3872549
Metals							
Aluminum (Al)-Total	2.2		2.0	mg/kg	01-NOV-17	02-NOV-17	R3873992
Aluminum (Al)-Total	0.43		0.40	mg/kg wwt	01-NOV-17	02-NOV-17	R3873992
Antimony (Sb)-Total	<0.010		0.010	mg/kg	01-NOV-17	02-NOV-17	R3873992
Antimony (Sb)-Total	<0.0020		0.0020	mg/kg wwt	01-NOV-17	02-NOV-17	R3873992
Arsenic (As)-Total	0.185		0.020	mg/kg	01-NOV-17	02-NOV-17	R3873992
Arsenic (As)-Total	0.0365		0.0040	mg/kg wwt	01-NOV-17	02-NOV-17	R3873992
Barium (Ba)-Total	0.129		0.050	mg/kg	01-NOV-17	02-NOV-17	R3873992
Barium (Ba)-Total	0.025		0.010	mg/kg wwt	01-NOV-17	02-NOV-17	R3873992
Beryllium (Be)-Total	<0.010		0.010	mg/kg	01-NOV-17	02-NOV-17	R3873992
Beryllium (Be)-Total	<0.0020		0.0020	mg/kg wwt	01-NOV-17	02-NOV-17	R3873992
Bismuth (Bi)-Total	<0.010		0.010	mg/kg	01-NOV-17	02-NOV-17	R3873992
Bismuth (Bi)-Total	<0.0020		0.0020	mg/kg wwt	01-NOV-17	02-NOV-17	R3873992
Boron (B)-Total	<1.0		1.0	mg/kg	01-NOV-17	02-NOV-17	R3873992
Boron (B)-Total	<0.20		0.20	mg/kg wwt	01-NOV-17	02-NOV-17	R3873992
Cadmium (Cd)-Total	<0.0050		0.0050	mg/kg	01-NOV-17	05-NOV-17	R3876273
Cadmium (Cd)-Total	<0.0010		0.0010	mg/kg wwt	01-NOV-17	05-NOV-17	R3876273

* Refer to Referenced Information for Qualifiers (if any) and Methodology.

ALS ENVIRONMENTAL ANALYTICAL REPORT

Sample Details/Parameters	Result	Qualifier*	D.L.	Units	Extracted	Analyzed	Batch
L1992980-12 PINR-EXP-2017-WA10 MUSCLE							
Sampled By: KB PS on 16-SEP-17 @ 00:01							
Matrix: Tissue							
Metals							
Calcium (Ca)-Total	1540		20	mg/kg	01-NOV-17	02-NOV-17	R3873992
Calcium (Ca)-Total	304		4.0	mg/kg wwt	01-NOV-17	02-NOV-17	R3873992
Cesium (Cs)-Total	0.0253		0.0050	mg/kg	01-NOV-17	02-NOV-17	R3873992
Cesium (Cs)-Total	0.0050		0.0010	mg/kg wwt	01-NOV-17	02-NOV-17	R3873992
Chromium (Cr)-Total	<0.050		0.050	mg/kg	01-NOV-17	02-NOV-17	R3873992
Chromium (Cr)-Total	<0.010		0.010	mg/kg wwt	01-NOV-17	02-NOV-17	R3873992
Cobalt (Co)-Total	<0.020		0.020	mg/kg	01-NOV-17	02-NOV-17	R3873992
Cobalt (Co)-Total	<0.0040		0.0040	mg/kg wwt	01-NOV-17	02-NOV-17	R3873992
Copper (Cu)-Total	0.57		0.10	mg/kg	01-NOV-17	02-NOV-17	R3873992
Copper (Cu)-Total	0.112		0.020	mg/kg wwt	01-NOV-17	02-NOV-17	R3873992
Iron (Fe)-Total	6.7		3.0	mg/kg	01-NOV-17	02-NOV-17	R3873992
Iron (Fe)-Total	1.33		0.60	mg/kg wwt	01-NOV-17	02-NOV-17	R3873992
Lead (Pb)-Total	0.034		0.020	mg/kg	01-NOV-17	02-NOV-17	R3873992
Lead (Pb)-Total	0.0067		0.0040	mg/kg wwt	01-NOV-17	02-NOV-17	R3873992
Lithium (Li)-Total	<0.50		0.50	mg/kg	01-NOV-17	02-NOV-17	R3873992
Lithium (Li)-Total	<0.10		0.10	mg/kg wwt	01-NOV-17	02-NOV-17	R3873992
Magnesium (Mg)-Total	1360		2.0	mg/kg	01-NOV-17	02-NOV-17	R3873992
Magnesium (Mg)-Total	270		0.40	mg/kg wwt	01-NOV-17	02-NOV-17	R3873992
Manganese (Mn)-Total	1.12		0.050	mg/kg	01-NOV-17	02-NOV-17	R3873992
Manganese (Mn)-Total	0.222		0.010	mg/kg wwt	01-NOV-17	02-NOV-17	R3873992
Mercury (Hg)-Total	1.28		0.0050	mg/kg	01-NOV-17	03-NOV-17	R3874164
Mercury (Hg)-Total	0.253		0.0010	mg/kg wwt	01-NOV-17	03-NOV-17	R3874162
Molybdenum (Mo)-Total	<0.020		0.020	mg/kg	01-NOV-17	02-NOV-17	R3873992
Molybdenum (Mo)-Total	<0.0040		0.0040	mg/kg wwt	01-NOV-17	02-NOV-17	R3873992
Nickel (Ni)-Total	<0.20		0.20	mg/kg	01-NOV-17	02-NOV-17	R3873992
Nickel (Ni)-Total	<0.040		0.040	mg/kg wwt	01-NOV-17	02-NOV-17	R3873992
Phosphorus (P)-Total	11200		10	mg/kg	01-NOV-17	02-NOV-17	R3873992
Phosphorus (P)-Total	2220		2.0	mg/kg wwt	01-NOV-17	02-NOV-17	R3873992
Potassium (K)-Total	19200		20	mg/kg	01-NOV-17	02-NOV-17	R3873992
Potassium (K)-Total	3790		4.0	mg/kg wwt	01-NOV-17	02-NOV-17	R3873992
Rubidium (Rb)-Total	31.7		0.050	mg/kg	01-NOV-17	02-NOV-17	R3873992
Rubidium (Rb)-Total	6.27		0.010	mg/kg wwt	01-NOV-17	02-NOV-17	R3873992
Selenium (Se)-Total	1.27		0.050	mg/kg	01-NOV-17	02-NOV-17	R3873992
Selenium (Se)-Total	0.252		0.010	mg/kg wwt	01-NOV-17	02-NOV-17	R3873992
Sodium (Na)-Total	1200		20	mg/kg	01-NOV-17	02-NOV-17	R3873992
Sodium (Na)-Total	238		4.0	mg/kg wwt	01-NOV-17	02-NOV-17	R3873992
Strontium (Sr)-Total	0.554		0.050	mg/kg	01-NOV-17	02-NOV-17	R3873992
Strontium (Sr)-Total	0.109		0.010	mg/kg wwt	01-NOV-17	02-NOV-17	R3873992
Tellurium (Te)-Total	<0.020		0.020	mg/kg	01-NOV-17	02-NOV-17	R3873992
Tellurium (Te)-Total	<0.0040		0.0040	mg/kg wwt	01-NOV-17	02-NOV-17	R3873992
Thallium (Tl)-Total	0.0102		0.0020	mg/kg	01-NOV-17	02-NOV-17	R3873992

* Refer to Referenced Information for Qualifiers (if any) and Methodology.

ALS ENVIRONMENTAL ANALYTICAL REPORT

Sample Details/Parameters	Result	Qualifier*	D.L.	Units	Extracted	Analyzed	Batch
L1992980-12 PINR-EXP-2017-WA10 MUSCLE Sampled By: KB PS on 16-SEP-17 @ 00:01 Matrix: Tissue							
Metals							
Thallium (Tl)-Total	0.00201		0.00040	mg/kg wwt	01-NOV-17	02-NOV-17	R3873992
Tin (Sn)-Total	<0.10		0.10	mg/kg	01-NOV-17	02-NOV-17	R3873992
Tin (Sn)-Total	<0.020		0.020	mg/kg wwt	01-NOV-17	02-NOV-17	R3873992
Uranium (U)-Total	<0.0020		0.0020	mg/kg	01-NOV-17	02-NOV-17	R3873992
Uranium (U)-Total	<0.00040		0.00040	mg/kg wwt	01-NOV-17	02-NOV-17	R3873992
Vanadium (V)-Total	<0.10		0.10	mg/kg	01-NOV-17	02-NOV-17	R3873992
Vanadium (V)-Total	<0.020		0.020	mg/kg wwt	01-NOV-17	02-NOV-17	R3873992
Zinc (Zn)-Total	12.4		0.50	mg/kg	01-NOV-17	02-NOV-17	R3873992
Zinc (Zn)-Total	2.46		0.10	mg/kg wwt	01-NOV-17	02-NOV-17	R3873992
Zirconium (Zr)-Total	<0.20		0.20	mg/kg	01-NOV-17	02-NOV-17	R3873992
Zirconium (Zr)-Total	<0.040		0.040	mg/kg wwt	01-NOV-17	02-NOV-17	R3873992
L1992980-13 PINR-EXP-2017-WA11 MUSCLE Sampled By: KB PS on 16-SEP-17 @ 00:01 Matrix: Tissue							
Physical Tests							
% Moisture	79.2		0.50	%		01-NOV-17	R3872549
Metals							
Aluminum (Al)-Total	<2.0		2.0	mg/kg	01-NOV-17	02-NOV-17	R3873992
Aluminum (Al)-Total	<0.40		0.40	mg/kg wwt	01-NOV-17	02-NOV-17	R3873992
Antimony (Sb)-Total	<0.010		0.010	mg/kg	01-NOV-17	02-NOV-17	R3873992
Antimony (Sb)-Total	<0.0020		0.0020	mg/kg wwt	01-NOV-17	02-NOV-17	R3873992
Arsenic (As)-Total	0.314		0.020	mg/kg	01-NOV-17	02-NOV-17	R3873992
Arsenic (As)-Total	0.0653		0.0040	mg/kg wwt	01-NOV-17	02-NOV-17	R3873992
Barium (Ba)-Total	0.078		0.050	mg/kg	01-NOV-17	02-NOV-17	R3873992
Barium (Ba)-Total	0.016		0.010	mg/kg wwt	01-NOV-17	02-NOV-17	R3873992
Beryllium (Be)-Total	<0.010		0.010	mg/kg	01-NOV-17	02-NOV-17	R3873992
Beryllium (Be)-Total	<0.0020		0.0020	mg/kg wwt	01-NOV-17	02-NOV-17	R3873992
Bismuth (Bi)-Total	<0.010		0.010	mg/kg	01-NOV-17	02-NOV-17	R3873992
Bismuth (Bi)-Total	<0.0020		0.0020	mg/kg wwt	01-NOV-17	02-NOV-17	R3873992
Boron (B)-Total	<1.0		1.0	mg/kg	01-NOV-17	02-NOV-17	R3873992
Boron (B)-Total	<0.20		0.20	mg/kg wwt	01-NOV-17	02-NOV-17	R3873992
Cadmium (Cd)-Total	<0.0050		0.0050	mg/kg	01-NOV-17	05-NOV-17	R3876273
Cadmium (Cd)-Total	<0.0010		0.0010	mg/kg wwt	01-NOV-17	05-NOV-17	R3876273
Calcium (Ca)-Total	1160		20	mg/kg	01-NOV-17	02-NOV-17	R3873992
Calcium (Ca)-Total	242		4.0	mg/kg wwt	01-NOV-17	02-NOV-17	R3873992
Cesium (Cs)-Total	0.0265		0.0050	mg/kg	01-NOV-17	02-NOV-17	R3873992
Cesium (Cs)-Total	0.0055		0.0010	mg/kg wwt	01-NOV-17	02-NOV-17	R3873992
Chromium (Cr)-Total	<0.050		0.050	mg/kg	01-NOV-17	02-NOV-17	R3873992
Chromium (Cr)-Total	<0.010		0.010	mg/kg wwt	01-NOV-17	02-NOV-17	R3873992
Cobalt (Co)-Total	<0.020		0.020	mg/kg	01-NOV-17	02-NOV-17	R3873992
Cobalt (Co)-Total	<0.0040		0.0040	mg/kg wwt	01-NOV-17	02-NOV-17	R3873992
Copper (Cu)-Total	0.77		0.10	mg/kg	01-NOV-17	02-NOV-17	R3873992

* Refer to Referenced Information for Qualifiers (if any) and Methodology.

ALS ENVIRONMENTAL ANALYTICAL REPORT

Sample Details/Parameters	Result	Qualifier*	D.L.	Units	Extracted	Analyzed	Batch
L1992980-13 PINR-EXP-2017-WA11 MUSCLE							
Sampled By: KB PS on 16-SEP-17 @ 00:01							
Matrix: Tissue							
Metals							
Copper (Cu)-Total	0.160		0.020	mg/kg wwt	01-NOV-17	02-NOV-17	R3873992
Iron (Fe)-Total	7.5		3.0	mg/kg	01-NOV-17	02-NOV-17	R3873992
Iron (Fe)-Total	1.56		0.60	mg/kg wwt	01-NOV-17	02-NOV-17	R3873992
Lead (Pb)-Total	<0.020		0.020	mg/kg	01-NOV-17	02-NOV-17	R3873992
Lead (Pb)-Total	<0.0040		0.0040	mg/kg wwt	01-NOV-17	02-NOV-17	R3873992
Lithium (Li)-Total	<0.50		0.50	mg/kg	01-NOV-17	02-NOV-17	R3873992
Lithium (Li)-Total	<0.10		0.10	mg/kg wwt	01-NOV-17	02-NOV-17	R3873992
Magnesium (Mg)-Total	1460		2.0	mg/kg	01-NOV-17	02-NOV-17	R3873992
Magnesium (Mg)-Total	305		0.40	mg/kg wwt	01-NOV-17	02-NOV-17	R3873992
Manganese (Mn)-Total	0.694		0.050	mg/kg	01-NOV-17	02-NOV-17	R3873992
Manganese (Mn)-Total	0.145		0.010	mg/kg wwt	01-NOV-17	02-NOV-17	R3873992
Mercury (Hg)-Total	1.29		0.0050	mg/kg	01-NOV-17	03-NOV-17	R3874164
Mercury (Hg)-Total	0.269		0.0010	mg/kg wwt	01-NOV-17	03-NOV-17	R3874162
Molybdenum (Mo)-Total	<0.020		0.020	mg/kg	01-NOV-17	02-NOV-17	R3873992
Molybdenum (Mo)-Total	<0.0040		0.0040	mg/kg wwt	01-NOV-17	02-NOV-17	R3873992
Nickel (Ni)-Total	<0.20		0.20	mg/kg	01-NOV-17	02-NOV-17	R3873992
Nickel (Ni)-Total	<0.040		0.040	mg/kg wwt	01-NOV-17	02-NOV-17	R3873992
Phosphorus (P)-Total	12100		10	mg/kg	01-NOV-17	02-NOV-17	R3873992
Phosphorus (P)-Total	2530		2.0	mg/kg wwt	01-NOV-17	02-NOV-17	R3873992
Potassium (K)-Total	21100		20	mg/kg	01-NOV-17	02-NOV-17	R3873992
Potassium (K)-Total	4400		4.0	mg/kg wwt	01-NOV-17	02-NOV-17	R3873992
Rubidium (Rb)-Total	30.0		0.050	mg/kg	01-NOV-17	02-NOV-17	R3873992
Rubidium (Rb)-Total	6.25		0.010	mg/kg wwt	01-NOV-17	02-NOV-17	R3873992
Selenium (Se)-Total	1.36		0.050	mg/kg	01-NOV-17	02-NOV-17	R3873992
Selenium (Se)-Total	0.283		0.010	mg/kg wwt	01-NOV-17	02-NOV-17	R3873992
Sodium (Na)-Total	1370		20	mg/kg	01-NOV-17	02-NOV-17	R3873992
Sodium (Na)-Total	285		4.0	mg/kg wwt	01-NOV-17	02-NOV-17	R3873992
Strontium (Sr)-Total	0.304		0.050	mg/kg	01-NOV-17	02-NOV-17	R3873992
Strontium (Sr)-Total	0.063		0.010	mg/kg wwt	01-NOV-17	02-NOV-17	R3873992
Tellurium (Te)-Total	<0.020		0.020	mg/kg	01-NOV-17	02-NOV-17	R3873992
Tellurium (Te)-Total	<0.0040		0.0040	mg/kg wwt	01-NOV-17	02-NOV-17	R3873992
Thallium (Tl)-Total	0.0108		0.0020	mg/kg	01-NOV-17	02-NOV-17	R3873992
Thallium (Tl)-Total	0.00225		0.00040	mg/kg wwt	01-NOV-17	02-NOV-17	R3873992
Tin (Sn)-Total	<0.10		0.10	mg/kg	01-NOV-17	02-NOV-17	R3873992
Tin (Sn)-Total	<0.020		0.020	mg/kg wwt	01-NOV-17	02-NOV-17	R3873992
Uranium (U)-Total	<0.0020		0.0020	mg/kg	01-NOV-17	02-NOV-17	R3873992
Uranium (U)-Total	<0.00040		0.00040	mg/kg wwt	01-NOV-17	02-NOV-17	R3873992
Vanadium (V)-Total	<0.10		0.10	mg/kg	01-NOV-17	02-NOV-17	R3873992
Vanadium (V)-Total	<0.020		0.020	mg/kg wwt	01-NOV-17	02-NOV-17	R3873992
Zinc (Zn)-Total	13.6		0.50	mg/kg	01-NOV-17	02-NOV-17	R3873992
Zinc (Zn)-Total	2.84		0.10	mg/kg wwt	01-NOV-17	02-NOV-17	R3873992

* Refer to Referenced Information for Qualifiers (if any) and Methodology.

ALS ENVIRONMENTAL ANALYTICAL REPORT

Sample Details/Parameters	Result	Qualifier*	D.L.	Units	Extracted	Analyzed	Batch
L1992980-13 PINR-EXP-2017-WA11 MUSCLE Sampled By: KB PS on 16-SEP-17 @ 00:01 Matrix: Tissue							
Metals							
Zirconium (Zr)-Total	<0.20		0.20	mg/kg	01-NOV-17	02-NOV-17	R3873992
Zirconium (Zr)-Total	<0.040		0.040	mg/kg wwt	01-NOV-17	02-NOV-17	R3873992
L1992980-14 PINR-EXP-2017-WA12 MUSCLE Sampled By: KB PS on 16-SEP-17 @ 00:01 Matrix: Tissue							
Physical Tests							
% Moisture	80.1		0.50	%		01-NOV-17	R3872549
Metals							
Aluminum (Al)-Total	2.4		2.0	mg/kg	01-NOV-17	02-NOV-17	R3873992
Aluminum (Al)-Total	0.49		0.40	mg/kg wwt	01-NOV-17	02-NOV-17	R3873992
Antimony (Sb)-Total	<0.010		0.010	mg/kg	01-NOV-17	02-NOV-17	R3873992
Antimony (Sb)-Total	<0.0020		0.0020	mg/kg wwt	01-NOV-17	02-NOV-17	R3873992
Arsenic (As)-Total	0.224		0.020	mg/kg	01-NOV-17	02-NOV-17	R3873992
Arsenic (As)-Total	0.0445		0.0040	mg/kg wwt	01-NOV-17	02-NOV-17	R3873992
Barium (Ba)-Total	<0.050		0.050	mg/kg	01-NOV-17	02-NOV-17	R3873992
Barium (Ba)-Total	<0.010		0.010	mg/kg wwt	01-NOV-17	02-NOV-17	R3873992
Beryllium (Be)-Total	<0.010		0.010	mg/kg	01-NOV-17	02-NOV-17	R3873992
Beryllium (Be)-Total	<0.0020		0.0020	mg/kg wwt	01-NOV-17	02-NOV-17	R3873992
Bismuth (Bi)-Total	<0.010		0.010	mg/kg	01-NOV-17	02-NOV-17	R3873992
Bismuth (Bi)-Total	<0.0020		0.0020	mg/kg wwt	01-NOV-17	02-NOV-17	R3873992
Boron (B)-Total	<1.0		1.0	mg/kg	01-NOV-17	02-NOV-17	R3873992
Boron (B)-Total	<0.20		0.20	mg/kg wwt	01-NOV-17	02-NOV-17	R3873992
Cadmium (Cd)-Total	<0.0050		0.0050	mg/kg	01-NOV-17	05-NOV-17	R3876273
Cadmium (Cd)-Total	<0.0010		0.0010	mg/kg wwt	01-NOV-17	05-NOV-17	R3876273
Calcium (Ca)-Total	463		20	mg/kg	01-NOV-17	02-NOV-17	R3873992
Calcium (Ca)-Total	92.0		4.0	mg/kg wwt	01-NOV-17	02-NOV-17	R3873992
Cesium (Cs)-Total	0.0255		0.0050	mg/kg	01-NOV-17	02-NOV-17	R3873992
Cesium (Cs)-Total	0.0051		0.0010	mg/kg wwt	01-NOV-17	02-NOV-17	R3873992
Chromium (Cr)-Total	<0.050		0.050	mg/kg	01-NOV-17	02-NOV-17	R3873992
Chromium (Cr)-Total	<0.010		0.010	mg/kg wwt	01-NOV-17	02-NOV-17	R3873992
Cobalt (Co)-Total	<0.020		0.020	mg/kg	01-NOV-17	02-NOV-17	R3873992
Cobalt (Co)-Total	<0.0040		0.0040	mg/kg wwt	01-NOV-17	02-NOV-17	R3873992
Copper (Cu)-Total	0.60		0.10	mg/kg	01-NOV-17	02-NOV-17	R3873992
Copper (Cu)-Total	0.120		0.020	mg/kg wwt	01-NOV-17	02-NOV-17	R3873992
Iron (Fe)-Total	12.6		3.0	mg/kg	01-NOV-17	02-NOV-17	R3873992
Iron (Fe)-Total	2.51		0.60	mg/kg wwt	01-NOV-17	02-NOV-17	R3873992
Lead (Pb)-Total	0.040		0.020	mg/kg	01-NOV-17	02-NOV-17	R3873992
Lead (Pb)-Total	0.0079		0.0040	mg/kg wwt	01-NOV-17	02-NOV-17	R3873992
Lithium (Li)-Total	<0.50		0.50	mg/kg	01-NOV-17	02-NOV-17	R3873992
Lithium (Li)-Total	<0.10		0.10	mg/kg wwt	01-NOV-17	02-NOV-17	R3873992
Magnesium (Mg)-Total	1460		2.0	mg/kg	01-NOV-17	02-NOV-17	R3873992
Magnesium (Mg)-Total	290		0.40	mg/kg wwt	01-NOV-17	02-NOV-17	R3873992

* Refer to Referenced Information for Qualifiers (if any) and Methodology.

ALS ENVIRONMENTAL ANALYTICAL REPORT

Sample Details/Parameters	Result	Qualifier*	D.L.	Units	Extracted	Analyzed	Batch
L1992980-14 PINR-EXP-2017-WA12 MUSCLE Sampled By: KB PS on 16-SEP-17 @ 00:01 Matrix: Tissue							
Metals							
Manganese (Mn)-Total	0.663		0.050	mg/kg	01-NOV-17	02-NOV-17	R3873992
Manganese (Mn)-Total	0.132		0.010	mg/kg wwt	01-NOV-17	02-NOV-17	R3873992
Mercury (Hg)-Total	0.888		0.0050	mg/kg	01-NOV-17	03-NOV-17	R3874164
Mercury (Hg)-Total	0.176		0.0010	mg/kg wwt	01-NOV-17	03-NOV-17	R3874162
Molybdenum (Mo)-Total	<0.020		0.020	mg/kg	01-NOV-17	02-NOV-17	R3873992
Molybdenum (Mo)-Total	<0.0040		0.0040	mg/kg wwt	01-NOV-17	02-NOV-17	R3873992
Nickel (Ni)-Total	0.29		0.20	mg/kg	01-NOV-17	02-NOV-17	R3873992
Nickel (Ni)-Total	0.057		0.040	mg/kg wwt	01-NOV-17	02-NOV-17	R3873992
Phosphorus (P)-Total	11200		10	mg/kg	01-NOV-17	02-NOV-17	R3873992
Phosphorus (P)-Total	2230		2.0	mg/kg wwt	01-NOV-17	02-NOV-17	R3873992
Potassium (K)-Total	21100		20	mg/kg	01-NOV-17	02-NOV-17	R3873992
Potassium (K)-Total	4190		4.0	mg/kg wwt	01-NOV-17	02-NOV-17	R3873992
Rubidium (Rb)-Total	32.9		0.050	mg/kg	01-NOV-17	02-NOV-17	R3873992
Rubidium (Rb)-Total	6.54		0.010	mg/kg wwt	01-NOV-17	02-NOV-17	R3873992
Selenium (Se)-Total	1.31		0.050	mg/kg	01-NOV-17	02-NOV-17	R3873992
Selenium (Se)-Total	0.260		0.010	mg/kg wwt	01-NOV-17	02-NOV-17	R3873992
Sodium (Na)-Total	896		20	mg/kg	01-NOV-17	02-NOV-17	R3873992
Sodium (Na)-Total	178		4.0	mg/kg wwt	01-NOV-17	02-NOV-17	R3873992
Strontium (Sr)-Total	<0.050		0.050	mg/kg	01-NOV-17	02-NOV-17	R3873992
Strontium (Sr)-Total	<0.010		0.010	mg/kg wwt	01-NOV-17	02-NOV-17	R3873992
Tellurium (Te)-Total	<0.020		0.020	mg/kg	01-NOV-17	02-NOV-17	R3873992
Tellurium (Te)-Total	<0.0040		0.0040	mg/kg wwt	01-NOV-17	02-NOV-17	R3873992
Thallium (Tl)-Total	0.0123		0.0020	mg/kg	01-NOV-17	02-NOV-17	R3873992
Thallium (Tl)-Total	0.00245		0.00040	mg/kg wwt	01-NOV-17	02-NOV-17	R3873992
Tin (Sn)-Total	<0.10		0.10	mg/kg	01-NOV-17	02-NOV-17	R3873992
Tin (Sn)-Total	<0.020		0.020	mg/kg wwt	01-NOV-17	02-NOV-17	R3873992
Uranium (U)-Total	<0.0020		0.0020	mg/kg	01-NOV-17	02-NOV-17	R3873992
Uranium (U)-Total	<0.00040		0.00040	mg/kg wwt	01-NOV-17	02-NOV-17	R3873992
Vanadium (V)-Total	<0.10		0.10	mg/kg	01-NOV-17	02-NOV-17	R3873992
Vanadium (V)-Total	<0.020		0.020	mg/kg wwt	01-NOV-17	02-NOV-17	R3873992
Zinc (Zn)-Total	11.6		0.50	mg/kg	01-NOV-17	02-NOV-17	R3873992
Zinc (Zn)-Total	2.32		0.10	mg/kg wwt	01-NOV-17	02-NOV-17	R3873992
Zirconium (Zr)-Total	<0.20		0.20	mg/kg	01-NOV-17	02-NOV-17	R3873992
Zirconium (Zr)-Total	<0.040		0.040	mg/kg wwt	01-NOV-17	02-NOV-17	R3873992
L1992980-15 PINR-EXP-2017-WA13 MUSCLE Sampled By: KB PS on 16-SEP-17 @ 00:01 Matrix: Tissue							
Physical Tests							
% Moisture	80.3		0.50	%		01-NOV-17	R3872549
Metals							
Aluminum (Al)-Total	3.2		2.0	mg/kg	01-NOV-17	02-NOV-17	R3873992
Aluminum (Al)-Total	0.63		0.40	mg/kg wwt	01-NOV-17	02-NOV-17	R3873992

* Refer to Referenced Information for Qualifiers (if any) and Methodology.

ALS ENVIRONMENTAL ANALYTICAL REPORT

Sample Details/Parameters	Result	Qualifier*	D.L.	Units	Extracted	Analyzed	Batch
L1992980-15 PINR-EXP-2017-WA13 MUSCLE Sampled By: KB PS on 16-SEP-17 @ 00:01 Matrix: Tissue							
Metals							
Antimony (Sb)-Total	<0.010		0.010	mg/kg	01-NOV-17	02-NOV-17	R3873992
Antimony (Sb)-Total	<0.0020		0.0020	mg/kg wwt	01-NOV-17	02-NOV-17	R3873992
Arsenic (As)-Total	0.232		0.020	mg/kg	01-NOV-17	02-NOV-17	R3873992
Arsenic (As)-Total	0.0458		0.0040	mg/kg wwt	01-NOV-17	02-NOV-17	R3873992
Barium (Ba)-Total	<0.050		0.050	mg/kg	01-NOV-17	02-NOV-17	R3873992
Barium (Ba)-Total	<0.010		0.010	mg/kg wwt	01-NOV-17	02-NOV-17	R3873992
Beryllium (Be)-Total	<0.010		0.010	mg/kg	01-NOV-17	02-NOV-17	R3873992
Beryllium (Be)-Total	<0.0020		0.0020	mg/kg wwt	01-NOV-17	02-NOV-17	R3873992
Bismuth (Bi)-Total	<0.010		0.010	mg/kg	01-NOV-17	02-NOV-17	R3873992
Bismuth (Bi)-Total	<0.0020		0.0020	mg/kg wwt	01-NOV-17	02-NOV-17	R3873992
Boron (B)-Total	<1.0		1.0	mg/kg	01-NOV-17	02-NOV-17	R3873992
Boron (B)-Total	<0.20		0.20	mg/kg wwt	01-NOV-17	02-NOV-17	R3873992
Cadmium (Cd)-Total	<0.0050		0.0050	mg/kg	01-NOV-17	02-NOV-17	R3873992
Cadmium (Cd)-Total	<0.0010		0.0010	mg/kg wwt	01-NOV-17	02-NOV-17	R3873992
Calcium (Ca)-Total	433		20	mg/kg	01-NOV-17	02-NOV-17	R3873992
Calcium (Ca)-Total	85.3		4.0	mg/kg wwt	01-NOV-17	02-NOV-17	R3873992
Cesium (Cs)-Total	0.0305		0.0050	mg/kg	01-NOV-17	02-NOV-17	R3873992
Cesium (Cs)-Total	0.0060		0.0010	mg/kg wwt	01-NOV-17	02-NOV-17	R3873992
Chromium (Cr)-Total	<0.050		0.050	mg/kg	01-NOV-17	02-NOV-17	R3873992
Chromium (Cr)-Total	<0.010		0.010	mg/kg wwt	01-NOV-17	02-NOV-17	R3873992
Cobalt (Co)-Total	<0.020		0.020	mg/kg	01-NOV-17	02-NOV-17	R3873992
Cobalt (Co)-Total	<0.0040		0.0040	mg/kg wwt	01-NOV-17	02-NOV-17	R3873992
Copper (Cu)-Total	0.60		0.10	mg/kg	01-NOV-17	02-NOV-17	R3873992
Copper (Cu)-Total	0.119		0.020	mg/kg wwt	01-NOV-17	02-NOV-17	R3873992
Iron (Fe)-Total	7.3		3.0	mg/kg	01-NOV-17	02-NOV-17	R3873992
Iron (Fe)-Total	1.44		0.60	mg/kg wwt	01-NOV-17	02-NOV-17	R3873992
Lead (Pb)-Total	0.039		0.020	mg/kg	01-NOV-17	02-NOV-17	R3873992
Lead (Pb)-Total	0.0076		0.0040	mg/kg wwt	01-NOV-17	02-NOV-17	R3873992
Lithium (Li)-Total	<0.50		0.50	mg/kg	01-NOV-17	02-NOV-17	R3873992
Lithium (Li)-Total	<0.10		0.10	mg/kg wwt	01-NOV-17	02-NOV-17	R3873992
Magnesium (Mg)-Total	1480		2.0	mg/kg	01-NOV-17	02-NOV-17	R3873992
Magnesium (Mg)-Total	292		0.40	mg/kg wwt	01-NOV-17	02-NOV-17	R3873992
Manganese (Mn)-Total	0.489		0.050	mg/kg	01-NOV-17	02-NOV-17	R3873992
Manganese (Mn)-Total	0.097		0.010	mg/kg wwt	01-NOV-17	02-NOV-17	R3873992
Mercury (Hg)-Total	1.26		0.0050	mg/kg	01-NOV-17	03-NOV-17	R3874164
Mercury (Hg)-Total	0.249		0.0010	mg/kg wwt	01-NOV-17	03-NOV-17	R3874162
Molybdenum (Mo)-Total	<0.020		0.020	mg/kg	01-NOV-17	02-NOV-17	R3873992
Molybdenum (Mo)-Total	<0.0040		0.0040	mg/kg wwt	01-NOV-17	02-NOV-17	R3873992
Nickel (Ni)-Total	<0.20		0.20	mg/kg	01-NOV-17	02-NOV-17	R3873992
Nickel (Ni)-Total	<0.040		0.040	mg/kg wwt	01-NOV-17	02-NOV-17	R3873992
Phosphorus (P)-Total	11300		10	mg/kg	01-NOV-17	02-NOV-17	R3873992

* Refer to Referenced Information for Qualifiers (if any) and Methodology.

ALS ENVIRONMENTAL ANALYTICAL REPORT

Sample Details/Parameters	Result	Qualifier*	D.L.	Units	Extracted	Analyzed	Batch
L1992980-15 PINR-EXP-2017-WA13 MUSCLE Sampled By: KB PS on 16-SEP-17 @ 00:01 Matrix: Tissue							
Metals							
Phosphorus (P)-Total	2230		2.0	mg/kg wwt	01-NOV-17	02-NOV-17	R3873992
Potassium (K)-Total	21200		20	mg/kg	01-NOV-17	02-NOV-17	R3873992
Potassium (K)-Total	4180		4.0	mg/kg wwt	01-NOV-17	02-NOV-17	R3873992
Rubidium (Rb)-Total	34.9		0.050	mg/kg	01-NOV-17	02-NOV-17	R3873992
Rubidium (Rb)-Total	6.89		0.010	mg/kg wwt	01-NOV-17	02-NOV-17	R3873992
Selenium (Se)-Total	1.16		0.050	mg/kg	01-NOV-17	02-NOV-17	R3873992
Selenium (Se)-Total	0.229		0.010	mg/kg wwt	01-NOV-17	02-NOV-17	R3873992
Sodium (Na)-Total	986		20	mg/kg	01-NOV-17	02-NOV-17	R3873992
Sodium (Na)-Total	195		4.0	mg/kg wwt	01-NOV-17	02-NOV-17	R3873992
Strontium (Sr)-Total	0.054		0.050	mg/kg	01-NOV-17	02-NOV-17	R3873992
Strontium (Sr)-Total	0.011		0.010	mg/kg wwt	01-NOV-17	02-NOV-17	R3873992
Tellurium (Te)-Total	<0.020		0.020	mg/kg	01-NOV-17	02-NOV-17	R3873992
Tellurium (Te)-Total	<0.0040		0.0040	mg/kg wwt	01-NOV-17	02-NOV-17	R3873992
Thallium (Tl)-Total	0.0088		0.0020	mg/kg	01-NOV-17	02-NOV-17	R3873992
Thallium (Tl)-Total	0.00174		0.00040	mg/kg wwt	01-NOV-17	02-NOV-17	R3873992
Tin (Sn)-Total	<0.10		0.10	mg/kg	01-NOV-17	02-NOV-17	R3873992
Tin (Sn)-Total	<0.020		0.020	mg/kg wwt	01-NOV-17	02-NOV-17	R3873992
Uranium (U)-Total	<0.0020		0.0020	mg/kg	01-NOV-17	02-NOV-17	R3873992
Uranium (U)-Total	<0.00040		0.00040	mg/kg wwt	01-NOV-17	02-NOV-17	R3873992
Vanadium (V)-Total	<0.10		0.10	mg/kg	01-NOV-17	02-NOV-17	R3873992
Vanadium (V)-Total	<0.020		0.020	mg/kg wwt	01-NOV-17	02-NOV-17	R3873992
Zinc (Zn)-Total	10.9		0.50	mg/kg	01-NOV-17	02-NOV-17	R3873992
Zinc (Zn)-Total	2.16		0.10	mg/kg wwt	01-NOV-17	02-NOV-17	R3873992
Zirconium (Zr)-Total	<0.20		0.20	mg/kg	01-NOV-17	02-NOV-17	R3873992
Zirconium (Zr)-Total	<0.040		0.040	mg/kg wwt	01-NOV-17	02-NOV-17	R3873992
L1992980-16 PINR-EXP-2017-WA14 MUSCLE Sampled By: KB PS on 16-SEP-17 @ 00:01 Matrix: Tissue							
Physical Tests							
% Moisture	79.2		0.50	%		01-NOV-17	R3872549
Metals							
Aluminum (Al)-Total	<2.0		2.0	mg/kg	01-NOV-17	02-NOV-17	R3873992
Aluminum (Al)-Total	<0.40		0.40	mg/kg wwt	01-NOV-17	02-NOV-17	R3873992
Antimony (Sb)-Total	<0.010		0.010	mg/kg	01-NOV-17	02-NOV-17	R3873992
Antimony (Sb)-Total	<0.0020		0.0020	mg/kg wwt	01-NOV-17	02-NOV-17	R3873992
Arsenic (As)-Total	0.376		0.020	mg/kg	01-NOV-17	02-NOV-17	R3873992
Arsenic (As)-Total	0.0783		0.0040	mg/kg wwt	01-NOV-17	02-NOV-17	R3873992
Barium (Ba)-Total	<0.050		0.050	mg/kg	01-NOV-17	02-NOV-17	R3873992
Barium (Ba)-Total	<0.010		0.010	mg/kg wwt	01-NOV-17	02-NOV-17	R3873992
Beryllium (Be)-Total	<0.010		0.010	mg/kg	01-NOV-17	02-NOV-17	R3873992
Beryllium (Be)-Total	<0.0020		0.0020	mg/kg wwt	01-NOV-17	02-NOV-17	R3873992
Bismuth (Bi)-Total	<0.010		0.010	mg/kg	01-NOV-17	02-NOV-17	R3873992

* Refer to Referenced Information for Qualifiers (if any) and Methodology.

ALS ENVIRONMENTAL ANALYTICAL REPORT

Sample Details/Parameters	Result	Qualifier*	D.L.	Units	Extracted	Analyzed	Batch
L1992980-16 PINR-EXP-2017-WA14 MUSCLE Sampled By: KB PS on 16-SEP-17 @ 00:01 Matrix: Tissue							
Metals							
Bismuth (Bi)-Total	<0.0020		0.0020	mg/kg wwt	01-NOV-17	02-NOV-17	R3873992
Boron (B)-Total	<1.0		1.0	mg/kg	01-NOV-17	02-NOV-17	R3873992
Boron (B)-Total	<0.20		0.20	mg/kg wwt	01-NOV-17	02-NOV-17	R3873992
Cadmium (Cd)-Total	<0.0050		0.0050	mg/kg	01-NOV-17	02-NOV-17	R3873992
Cadmium (Cd)-Total	<0.0010		0.0010	mg/kg wwt	01-NOV-17	02-NOV-17	R3873992
Calcium (Ca)-Total	872		20	mg/kg	01-NOV-17	02-NOV-17	R3873992
Calcium (Ca)-Total	182		4.0	mg/kg wwt	01-NOV-17	02-NOV-17	R3873992
Cesium (Cs)-Total	0.0306		0.0050	mg/kg	01-NOV-17	02-NOV-17	R3873992
Cesium (Cs)-Total	0.0064		0.0010	mg/kg wwt	01-NOV-17	02-NOV-17	R3873992
Chromium (Cr)-Total	<0.050		0.050	mg/kg	01-NOV-17	02-NOV-17	R3873992
Chromium (Cr)-Total	<0.010		0.010	mg/kg wwt	01-NOV-17	02-NOV-17	R3873992
Cobalt (Co)-Total	<0.020		0.020	mg/kg	01-NOV-17	02-NOV-17	R3873992
Cobalt (Co)-Total	<0.0040		0.0040	mg/kg wwt	01-NOV-17	02-NOV-17	R3873992
Copper (Cu)-Total	0.52		0.10	mg/kg	01-NOV-17	02-NOV-17	R3873992
Copper (Cu)-Total	0.109		0.020	mg/kg wwt	01-NOV-17	02-NOV-17	R3873992
Iron (Fe)-Total	5.3		3.0	mg/kg	01-NOV-17	02-NOV-17	R3873992
Iron (Fe)-Total	1.11		0.60	mg/kg wwt	01-NOV-17	02-NOV-17	R3873992
Lead (Pb)-Total	<0.020		0.020	mg/kg	01-NOV-17	02-NOV-17	R3873992
Lead (Pb)-Total	<0.0040		0.0040	mg/kg wwt	01-NOV-17	02-NOV-17	R3873992
Lithium (Li)-Total	<0.50		0.50	mg/kg	01-NOV-17	02-NOV-17	R3873992
Lithium (Li)-Total	<0.10		0.10	mg/kg wwt	01-NOV-17	02-NOV-17	R3873992
Magnesium (Mg)-Total	1470		2.0	mg/kg	01-NOV-17	02-NOV-17	R3873992
Magnesium (Mg)-Total	306		0.40	mg/kg wwt	01-NOV-17	02-NOV-17	R3873992
Manganese (Mn)-Total	0.477		0.050	mg/kg	01-NOV-17	02-NOV-17	R3873992
Manganese (Mn)-Total	0.099		0.010	mg/kg wwt	01-NOV-17	02-NOV-17	R3873992
Mercury (Hg)-Total	0.846		0.0050	mg/kg	01-NOV-17	03-NOV-17	R3874164
Mercury (Hg)-Total	0.176		0.0010	mg/kg wwt	01-NOV-17	03-NOV-17	R3874162
Molybdenum (Mo)-Total	<0.020		0.020	mg/kg	01-NOV-17	02-NOV-17	R3873992
Molybdenum (Mo)-Total	<0.0040		0.0040	mg/kg wwt	01-NOV-17	02-NOV-17	R3873992
Nickel (Ni)-Total	<0.20		0.20	mg/kg	01-NOV-17	02-NOV-17	R3873992
Nickel (Ni)-Total	<0.040		0.040	mg/kg wwt	01-NOV-17	02-NOV-17	R3873992
Phosphorus (P)-Total	12000		10	mg/kg	01-NOV-17	02-NOV-17	R3873992
Phosphorus (P)-Total	2500		2.0	mg/kg wwt	01-NOV-17	02-NOV-17	R3873992
Potassium (K)-Total	22000		20	mg/kg	01-NOV-17	02-NOV-17	R3873992
Potassium (K)-Total	4590		4.0	mg/kg wwt	01-NOV-17	02-NOV-17	R3873992
Rubidium (Rb)-Total	34.5		0.050	mg/kg	01-NOV-17	02-NOV-17	R3873992
Rubidium (Rb)-Total	7.18		0.010	mg/kg wwt	01-NOV-17	02-NOV-17	R3873992
Selenium (Se)-Total	1.26		0.050	mg/kg	01-NOV-17	02-NOV-17	R3873992
Selenium (Se)-Total	0.262		0.010	mg/kg wwt	01-NOV-17	02-NOV-17	R3873992
Sodium (Na)-Total	1450		20	mg/kg	01-NOV-17	02-NOV-17	R3873992
Sodium (Na)-Total	302		4.0	mg/kg wwt	01-NOV-17	02-NOV-17	R3873992

* Refer to Referenced Information for Qualifiers (if any) and Methodology.

ALS ENVIRONMENTAL ANALYTICAL REPORT

Sample Details/Parameters	Result	Qualifier*	D.L.	Units	Extracted	Analyzed	Batch
L1992980-16 PINR-EXP-2017-WA14 MUSCLE Sampled By: KB PS on 16-SEP-17 @ 00:01 Matrix: Tissue							
Metals							
Strontium (Sr)-Total	0.199		0.050	mg/kg	01-NOV-17	02-NOV-17	R3873992
Strontium (Sr)-Total	0.041		0.010	mg/kg wwt	01-NOV-17	02-NOV-17	R3873992
Tellurium (Te)-Total	<0.020		0.020	mg/kg	01-NOV-17	02-NOV-17	R3873992
Tellurium (Te)-Total	<0.0040		0.0040	mg/kg wwt	01-NOV-17	02-NOV-17	R3873992
Thallium (Tl)-Total	0.0112		0.0020	mg/kg	01-NOV-17	02-NOV-17	R3873992
Thallium (Tl)-Total	0.00234		0.00040	mg/kg wwt	01-NOV-17	02-NOV-17	R3873992
Tin (Sn)-Total	<0.10		0.10	mg/kg	01-NOV-17	02-NOV-17	R3873992
Tin (Sn)-Total	<0.020		0.020	mg/kg wwt	01-NOV-17	02-NOV-17	R3873992
Uranium (U)-Total	<0.0020		0.0020	mg/kg	01-NOV-17	02-NOV-17	R3873992
Uranium (U)-Total	<0.00040		0.00040	mg/kg wwt	01-NOV-17	02-NOV-17	R3873992
Vanadium (V)-Total	<0.10		0.10	mg/kg	01-NOV-17	02-NOV-17	R3873992
Vanadium (V)-Total	<0.020		0.020	mg/kg wwt	01-NOV-17	02-NOV-17	R3873992
Zinc (Zn)-Total	12.0		0.50	mg/kg	01-NOV-17	02-NOV-17	R3873992
Zinc (Zn)-Total	2.50		0.10	mg/kg wwt	01-NOV-17	02-NOV-17	R3873992
Zirconium (Zr)-Total	<0.20		0.20	mg/kg	01-NOV-17	02-NOV-17	R3873992
Zirconium (Zr)-Total	<0.040		0.040	mg/kg wwt	01-NOV-17	02-NOV-17	R3873992
L1992980-17 PINR-EXP-2017-WA15 MUSCLE Sampled By: KB PS on 16-SEP-17 @ 00:01 Matrix: Tissue							
Physical Tests							
% Moisture	78.4		0.50	%		01-NOV-17	R3872549
Metals							
Aluminum (Al)-Total	2.0		2.0	mg/kg	01-NOV-17	02-NOV-17	R3873992
Aluminum (Al)-Total	0.44		0.40	mg/kg wwt	01-NOV-17	02-NOV-17	R3873992
Antimony (Sb)-Total	<0.010		0.010	mg/kg	01-NOV-17	02-NOV-17	R3873992
Antimony (Sb)-Total	<0.0020		0.0020	mg/kg wwt	01-NOV-17	02-NOV-17	R3873992
Arsenic (As)-Total	0.096		0.020	mg/kg	01-NOV-17	02-NOV-17	R3873992
Arsenic (As)-Total	0.0207		0.0040	mg/kg wwt	01-NOV-17	02-NOV-17	R3873992
Barium (Ba)-Total	0.083		0.050	mg/kg	01-NOV-17	02-NOV-17	R3873992
Barium (Ba)-Total	0.018		0.010	mg/kg wwt	01-NOV-17	02-NOV-17	R3873992
Beryllium (Be)-Total	<0.010		0.010	mg/kg	01-NOV-17	02-NOV-17	R3873992
Beryllium (Be)-Total	<0.0020		0.0020	mg/kg wwt	01-NOV-17	02-NOV-17	R3873992
Bismuth (Bi)-Total	0.010		0.010	mg/kg	01-NOV-17	02-NOV-17	R3873992
Bismuth (Bi)-Total	0.0022		0.0020	mg/kg wwt	01-NOV-17	02-NOV-17	R3873992
Boron (B)-Total	<1.0		1.0	mg/kg	01-NOV-17	02-NOV-17	R3873992
Boron (B)-Total	<0.20		0.20	mg/kg wwt	01-NOV-17	02-NOV-17	R3873992
Cadmium (Cd)-Total	<0.0050		0.0050	mg/kg	01-NOV-17	02-NOV-17	R3873992
Cadmium (Cd)-Total	<0.0010		0.0010	mg/kg wwt	01-NOV-17	02-NOV-17	R3873992
Calcium (Ca)-Total	1400		20	mg/kg	01-NOV-17	02-NOV-17	R3873992
Calcium (Ca)-Total	303		4.0	mg/kg wwt	01-NOV-17	02-NOV-17	R3873992
Cesium (Cs)-Total	0.0595		0.0050	mg/kg	01-NOV-17	02-NOV-17	R3873992
Cesium (Cs)-Total	0.0129		0.0010	mg/kg wwt	01-NOV-17	02-NOV-17	R3873992

* Refer to Referenced Information for Qualifiers (if any) and Methodology.

ALS ENVIRONMENTAL ANALYTICAL REPORT

Sample Details/Parameters	Result	Qualifier*	D.L.	Units	Extracted	Analyzed	Batch
L1992980-17 PINR-EXP-2017-WA15 MUSCLE Sampled By: KB PS on 16-SEP-17 @ 00:01 Matrix: Tissue							
Metals							
Chromium (Cr)-Total	<0.050		0.050	mg/kg	01-NOV-17	02-NOV-17	R3873992
Chromium (Cr)-Total	<0.010		0.010	mg/kg wwt	01-NOV-17	02-NOV-17	R3873992
Cobalt (Co)-Total	<0.020		0.020	mg/kg	01-NOV-17	02-NOV-17	R3873992
Cobalt (Co)-Total	<0.0040		0.0040	mg/kg wwt	01-NOV-17	02-NOV-17	R3873992
Copper (Cu)-Total	0.59		0.10	mg/kg	01-NOV-17	02-NOV-17	R3873992
Copper (Cu)-Total	0.127		0.020	mg/kg wwt	01-NOV-17	02-NOV-17	R3873992
Iron (Fe)-Total	7.3		3.0	mg/kg	01-NOV-17	02-NOV-17	R3873992
Iron (Fe)-Total	1.57		0.60	mg/kg wwt	01-NOV-17	02-NOV-17	R3873992
Lead (Pb)-Total	0.029		0.020	mg/kg	01-NOV-17	02-NOV-17	R3873992
Lead (Pb)-Total	0.0063		0.0040	mg/kg wwt	01-NOV-17	02-NOV-17	R3873992
Lithium (Li)-Total	<0.50		0.50	mg/kg	01-NOV-17	02-NOV-17	R3873992
Lithium (Li)-Total	<0.10		0.10	mg/kg wwt	01-NOV-17	02-NOV-17	R3873992
Magnesium (Mg)-Total	1270		2.0	mg/kg	01-NOV-17	02-NOV-17	R3873992
Magnesium (Mg)-Total	274		0.40	mg/kg wwt	01-NOV-17	02-NOV-17	R3873992
Manganese (Mn)-Total	0.623		0.050	mg/kg	01-NOV-17	02-NOV-17	R3873992
Manganese (Mn)-Total	0.135		0.010	mg/kg wwt	01-NOV-17	02-NOV-17	R3873992
Mercury (Hg)-Total	2.16		0.0050	mg/kg	01-NOV-17	03-NOV-17	R3874164
Mercury (Hg)-Total	0.467		0.0010	mg/kg wwt	01-NOV-17	03-NOV-17	R3874162
Molybdenum (Mo)-Total	<0.020		0.020	mg/kg	01-NOV-17	02-NOV-17	R3873992
Molybdenum (Mo)-Total	<0.0040		0.0040	mg/kg wwt	01-NOV-17	02-NOV-17	R3873992
Nickel (Ni)-Total	<0.20		0.20	mg/kg	01-NOV-17	02-NOV-17	R3873992
Nickel (Ni)-Total	<0.040		0.040	mg/kg wwt	01-NOV-17	02-NOV-17	R3873992
Phosphorus (P)-Total	10200		10	mg/kg	01-NOV-17	02-NOV-17	R3873992
Phosphorus (P)-Total	2200		2.0	mg/kg wwt	01-NOV-17	02-NOV-17	R3873992
Potassium (K)-Total	19400		20	mg/kg	01-NOV-17	02-NOV-17	R3873992
Potassium (K)-Total	4200		4.0	mg/kg wwt	01-NOV-17	02-NOV-17	R3873992
Rubidium (Rb)-Total	52.9		0.050	mg/kg	01-NOV-17	02-NOV-17	R3873992
Rubidium (Rb)-Total	11.4		0.010	mg/kg wwt	01-NOV-17	02-NOV-17	R3873992
Selenium (Se)-Total	0.849		0.050	mg/kg	01-NOV-17	02-NOV-17	R3873992
Selenium (Se)-Total	0.183		0.010	mg/kg wwt	01-NOV-17	02-NOV-17	R3873992
Sodium (Na)-Total	1570		20	mg/kg	01-NOV-17	02-NOV-17	R3873992
Sodium (Na)-Total	340		4.0	mg/kg wwt	01-NOV-17	02-NOV-17	R3873992
Strontium (Sr)-Total	0.390		0.050	mg/kg	01-NOV-17	02-NOV-17	R3873992
Strontium (Sr)-Total	0.084		0.010	mg/kg wwt	01-NOV-17	02-NOV-17	R3873992
Tellurium (Te)-Total	<0.020		0.020	mg/kg	01-NOV-17	02-NOV-17	R3873992
Tellurium (Te)-Total	<0.0040		0.0040	mg/kg wwt	01-NOV-17	02-NOV-17	R3873992
Thallium (Tl)-Total	0.0089		0.0020	mg/kg	01-NOV-17	02-NOV-17	R3873992
Thallium (Tl)-Total	0.00193		0.00040	mg/kg wwt	01-NOV-17	02-NOV-17	R3873992
Tin (Sn)-Total	<0.10		0.10	mg/kg	01-NOV-17	02-NOV-17	R3873992
Tin (Sn)-Total	<0.020		0.020	mg/kg wwt	01-NOV-17	02-NOV-17	R3873992
Uranium (U)-Total	<0.0020		0.0020	mg/kg	01-NOV-17	02-NOV-17	R3873992

* Refer to Referenced Information for Qualifiers (if any) and Methodology.

ALS ENVIRONMENTAL ANALYTICAL REPORT

Sample Details/Parameters	Result	Qualifier*	D.L.	Units	Extracted	Analyzed	Batch
L1992980-17 PINR-EXP-2017-WA15 MUSCLE Sampled By: KB PS on 16-SEP-17 @ 00:01 Matrix: Tissue							
Metals							
Uranium (U)-Total	<0.00040		0.00040	mg/kg wwt	01-NOV-17	02-NOV-17	R3873992
Vanadium (V)-Total	<0.10		0.10	mg/kg	01-NOV-17	02-NOV-17	R3873992
Vanadium (V)-Total	<0.020		0.020	mg/kg wwt	01-NOV-17	02-NOV-17	R3873992
Zinc (Zn)-Total	11.0		0.50	mg/kg	01-NOV-17	02-NOV-17	R3873992
Zinc (Zn)-Total	2.38		0.10	mg/kg wwt	01-NOV-17	02-NOV-17	R3873992
Zirconium (Zr)-Total	<0.20		0.20	mg/kg	01-NOV-17	02-NOV-17	R3873992
Zirconium (Zr)-Total	<0.040		0.040	mg/kg wwt	01-NOV-17	02-NOV-17	R3873992
L1992980-18 PINR-EXP-2017-WA01 LIVER Sampled By: KB PS on 12-SEP-17 @ 00:01 Matrix: Tissue							
Physical Tests							
% Moisture	81.5		0.50	%		01-NOV-17	R3872549
Metals							
Aluminum (Al)-Total	5.3		2.0	mg/kg	01-NOV-17	05-NOV-17	R3876273
Aluminum (Al)-Total	0.99		0.40	mg/kg wwt	01-NOV-17	05-NOV-17	R3876273
Antimony (Sb)-Total	<0.010		0.010	mg/kg	01-NOV-17	05-NOV-17	R3876273
Antimony (Sb)-Total	<0.0020		0.0020	mg/kg wwt	01-NOV-17	05-NOV-17	R3876273
Arsenic (As)-Total	0.316		0.020	mg/kg	01-NOV-17	05-NOV-17	R3876273
Arsenic (As)-Total	0.0585		0.0040	mg/kg wwt	01-NOV-17	05-NOV-17	R3876273
Barium (Ba)-Total	0.200		0.050	mg/kg	01-NOV-17	05-NOV-17	R3876273
Barium (Ba)-Total	0.037		0.010	mg/kg wwt	01-NOV-17	05-NOV-17	R3876273
Beryllium (Be)-Total	<0.010		0.010	mg/kg	01-NOV-17	05-NOV-17	R3876273
Beryllium (Be)-Total	<0.0020		0.0020	mg/kg wwt	01-NOV-17	05-NOV-17	R3876273
Bismuth (Bi)-Total	<0.010		0.010	mg/kg	01-NOV-17	05-NOV-17	R3876273
Bismuth (Bi)-Total	<0.0020		0.0020	mg/kg wwt	01-NOV-17	05-NOV-17	R3876273
Boron (B)-Total	<1.0		1.0	mg/kg	01-NOV-17	05-NOV-17	R3876273
Boron (B)-Total	<0.20		0.20	mg/kg wwt	01-NOV-17	05-NOV-17	R3876273
Cadmium (Cd)-Total	0.910		0.0050	mg/kg	01-NOV-17	05-NOV-17	R3876273
Cadmium (Cd)-Total	0.168		0.0010	mg/kg wwt	01-NOV-17	05-NOV-17	R3876273
Calcium (Ca)-Total	669		20	mg/kg	01-NOV-17	05-NOV-17	R3876273
Calcium (Ca)-Total	124		4.0	mg/kg wwt	01-NOV-17	05-NOV-17	R3876273
Cesium (Cs)-Total	0.0308		0.0050	mg/kg	01-NOV-17	05-NOV-17	R3876273
Cesium (Cs)-Total	0.0057		0.0010	mg/kg wwt	01-NOV-17	05-NOV-17	R3876273
Chromium (Cr)-Total	0.104		0.050	mg/kg	01-NOV-17	05-NOV-17	R3876273
Chromium (Cr)-Total	0.019		0.010	mg/kg wwt	01-NOV-17	05-NOV-17	R3876273
Cobalt (Co)-Total	1.34		0.020	mg/kg	01-NOV-17	05-NOV-17	R3876273
Cobalt (Co)-Total	0.249		0.0040	mg/kg wwt	01-NOV-17	05-NOV-17	R3876273
Copper (Cu)-Total	8.07		0.10	mg/kg	01-NOV-17	05-NOV-17	R3876273
Copper (Cu)-Total	1.49		0.020	mg/kg wwt	01-NOV-17	05-NOV-17	R3876273
Iron (Fe)-Total	493		3.0	mg/kg	01-NOV-17	05-NOV-17	R3876273
Iron (Fe)-Total	91.3		0.60	mg/kg wwt	01-NOV-17	05-NOV-17	R3876273
Lead (Pb)-Total	0.028		0.020	mg/kg	01-NOV-17	05-NOV-17	R3876273

* Refer to Referenced Information for Qualifiers (if any) and Methodology.

ALS ENVIRONMENTAL ANALYTICAL REPORT

Sample Details/Parameters	Result	Qualifier*	D.L.	Units	Extracted	Analyzed	Batch
L1992980-18 PINR-EXP-2017-WA01 LIVER Sampled By: KB PS on 12-SEP-17 @ 00:01 Matrix: Tissue							
Metals							
Lead (Pb)-Total	0.0053		0.0040	mg/kg wwt	01-NOV-17	05-NOV-17	R3876273
Lithium (Li)-Total	<0.50		0.50	mg/kg	01-NOV-17	05-NOV-17	R3876273
Lithium (Li)-Total	<0.10		0.10	mg/kg wwt	01-NOV-17	05-NOV-17	R3876273
Magnesium (Mg)-Total	917		2.0	mg/kg	01-NOV-17	05-NOV-17	R3876273
Magnesium (Mg)-Total	170		0.40	mg/kg wwt	01-NOV-17	05-NOV-17	R3876273
Manganese (Mn)-Total	6.86		0.050	mg/kg	01-NOV-17	05-NOV-17	R3876273
Manganese (Mn)-Total	1.27		0.010	mg/kg wwt	01-NOV-17	05-NOV-17	R3876273
Mercury (Hg)-Total	0.453		0.0050	mg/kg	01-NOV-17	03-NOV-17	R3874164
Mercury (Hg)-Total	0.0837		0.0010	mg/kg wwt	01-NOV-17	03-NOV-17	R3874162
Molybdenum (Mo)-Total	0.696		0.020	mg/kg	01-NOV-17	05-NOV-17	R3876273
Molybdenum (Mo)-Total	0.129		0.0040	mg/kg wwt	01-NOV-17	05-NOV-17	R3876273
Nickel (Ni)-Total	0.39		0.20	mg/kg	01-NOV-17	05-NOV-17	R3876273
Nickel (Ni)-Total	0.073		0.040	mg/kg wwt	01-NOV-17	05-NOV-17	R3876273
Phosphorus (P)-Total	14100		10	mg/kg	01-NOV-17	05-NOV-17	R3876273
Phosphorus (P)-Total	2610		2.0	mg/kg wwt	01-NOV-17	05-NOV-17	R3876273
Potassium (K)-Total	11900		20	mg/kg	01-NOV-17	05-NOV-17	R3876273
Potassium (K)-Total	2200		4.0	mg/kg wwt	01-NOV-17	05-NOV-17	R3876273
Rubidium (Rb)-Total	26.3		0.050	mg/kg	01-NOV-17	05-NOV-17	R3876273
Rubidium (Rb)-Total	4.86		0.010	mg/kg wwt	01-NOV-17	05-NOV-17	R3876273
Selenium (Se)-Total	3.61		0.050	mg/kg	01-NOV-17	05-NOV-17	R3876273
Selenium (Se)-Total	0.668		0.010	mg/kg wwt	01-NOV-17	05-NOV-17	R3876273
Sodium (Na)-Total	9570		20	mg/kg	01-NOV-17	05-NOV-17	R3876273
Sodium (Na)-Total	1770		4.0	mg/kg wwt	01-NOV-17	05-NOV-17	R3876273
Strontium (Sr)-Total	0.389		0.050	mg/kg	01-NOV-17	05-NOV-17	R3876273
Strontium (Sr)-Total	0.072		0.010	mg/kg wwt	01-NOV-17	05-NOV-17	R3876273
Tellurium (Te)-Total	<0.020		0.020	mg/kg	01-NOV-17	05-NOV-17	R3876273
Tellurium (Te)-Total	<0.0040		0.0040	mg/kg wwt	01-NOV-17	05-NOV-17	R3876273
Thallium (Tl)-Total	0.0361		0.0020	mg/kg	01-NOV-17	05-NOV-17	R3876273
Thallium (Tl)-Total	0.00668		0.00040	mg/kg wwt	01-NOV-17	05-NOV-17	R3876273
Tin (Sn)-Total	0.17		0.10	mg/kg	01-NOV-17	05-NOV-17	R3876273
Tin (Sn)-Total	0.032		0.020	mg/kg wwt	01-NOV-17	05-NOV-17	R3876273
Uranium (U)-Total	0.0060		0.0020	mg/kg	01-NOV-17	05-NOV-17	R3876273
Uranium (U)-Total	0.00111		0.00040	mg/kg wwt	01-NOV-17	05-NOV-17	R3876273
Vanadium (V)-Total	0.11		0.10	mg/kg	01-NOV-17	05-NOV-17	R3876273
Vanadium (V)-Total	0.020		0.020	mg/kg wwt	01-NOV-17	05-NOV-17	R3876273
Zinc (Zn)-Total	79.7		0.50	mg/kg	01-NOV-17	05-NOV-17	R3876273
Zinc (Zn)-Total	14.7		0.10	mg/kg wwt	01-NOV-17	05-NOV-17	R3876273
Zirconium (Zr)-Total	<0.20		0.20	mg/kg	01-NOV-17	05-NOV-17	R3876273
Zirconium (Zr)-Total	<0.040		0.040	mg/kg wwt	01-NOV-17	05-NOV-17	R3876273
L1992980-19 PINR-EXP-2017-WA02 LIVER Sampled By: KB PS on 12-SEP-17 @ 00:01 Matrix: Tissue							

* Refer to Referenced Information for Qualifiers (if any) and Methodology.

ALS ENVIRONMENTAL ANALYTICAL REPORT

Sample Details/Parameters	Result	Qualifier*	D.L.	Units	Extracted	Analyzed	Batch
L1992980-19 PINR-EXP-2017-WA02 LIVER Sampled By: KB PS on 12-SEP-17 @ 00:01 Matrix: Tissue							
Physical Tests							
% Moisture	77.6		0.50	%		01-NOV-17	R3872549
Metals							
Aluminum (Al)-Total	4.8		2.0	mg/kg	01-NOV-17	02-NOV-17	R3873992
Aluminum (Al)-Total	1.08		0.40	mg/kg wwt	01-NOV-17	02-NOV-17	R3873992
Antimony (Sb)-Total	<0.010		0.010	mg/kg	01-NOV-17	02-NOV-17	R3873992
Antimony (Sb)-Total	<0.0020		0.0020	mg/kg wwt	01-NOV-17	02-NOV-17	R3873992
Arsenic (As)-Total	0.198		0.020	mg/kg	01-NOV-17	02-NOV-17	R3873992
Arsenic (As)-Total	0.0443		0.0040	mg/kg wwt	01-NOV-17	02-NOV-17	R3873992
Barium (Ba)-Total	0.058		0.050	mg/kg	01-NOV-17	02-NOV-17	R3873992
Barium (Ba)-Total	0.013		0.010	mg/kg wwt	01-NOV-17	02-NOV-17	R3873992
Beryllium (Be)-Total	<0.010		0.010	mg/kg	01-NOV-17	02-NOV-17	R3873992
Beryllium (Be)-Total	<0.0020		0.0020	mg/kg wwt	01-NOV-17	02-NOV-17	R3873992
Bismuth (Bi)-Total	<0.010		0.010	mg/kg	01-NOV-17	02-NOV-17	R3873992
Bismuth (Bi)-Total	<0.0020		0.0020	mg/kg wwt	01-NOV-17	02-NOV-17	R3873992
Boron (B)-Total	<1.0		1.0	mg/kg	01-NOV-17	02-NOV-17	R3873992
Boron (B)-Total	<0.20		0.20	mg/kg wwt	01-NOV-17	02-NOV-17	R3873992
Cadmium (Cd)-Total	0.281		0.0050	mg/kg	01-NOV-17	02-NOV-17	R3873992
Cadmium (Cd)-Total	0.0630		0.0010	mg/kg wwt	01-NOV-17	02-NOV-17	R3873992
Calcium (Ca)-Total	348		20	mg/kg	01-NOV-17	02-NOV-17	R3873992
Calcium (Ca)-Total	77.8		4.0	mg/kg wwt	01-NOV-17	02-NOV-17	R3873992
Cesium (Cs)-Total	0.0191		0.0050	mg/kg	01-NOV-17	02-NOV-17	R3873992
Cesium (Cs)-Total	0.0043		0.0010	mg/kg wwt	01-NOV-17	02-NOV-17	R3873992
Chromium (Cr)-Total	<0.050		0.050	mg/kg	01-NOV-17	02-NOV-17	R3873992
Chromium (Cr)-Total	<0.010		0.010	mg/kg wwt	01-NOV-17	02-NOV-17	R3873992
Cobalt (Co)-Total	0.453		0.020	mg/kg	01-NOV-17	02-NOV-17	R3873992
Cobalt (Co)-Total	0.101		0.0040	mg/kg wwt	01-NOV-17	02-NOV-17	R3873992
Copper (Cu)-Total	8.27		0.10	mg/kg	01-NOV-17	02-NOV-17	R3873992
Copper (Cu)-Total	1.85		0.020	mg/kg wwt	01-NOV-17	02-NOV-17	R3873992
Iron (Fe)-Total	495		3.0	mg/kg	01-NOV-17	02-NOV-17	R3873992
Iron (Fe)-Total	111		0.60	mg/kg wwt	01-NOV-17	02-NOV-17	R3873992
Lead (Pb)-Total	0.036		0.020	mg/kg	01-NOV-17	02-NOV-17	R3873992
Lead (Pb)-Total	0.0080		0.0040	mg/kg wwt	01-NOV-17	02-NOV-17	R3873992
Lithium (Li)-Total	<0.50		0.50	mg/kg	01-NOV-17	02-NOV-17	R3873992
Lithium (Li)-Total	<0.10		0.10	mg/kg wwt	01-NOV-17	02-NOV-17	R3873992
Magnesium (Mg)-Total	702		2.0	mg/kg	01-NOV-17	02-NOV-17	R3873992
Magnesium (Mg)-Total	157		0.40	mg/kg wwt	01-NOV-17	02-NOV-17	R3873992
Manganese (Mn)-Total	6.52		0.050	mg/kg	01-NOV-17	02-NOV-17	R3873992
Manganese (Mn)-Total	1.46		0.010	mg/kg wwt	01-NOV-17	02-NOV-17	R3873992
Mercury (Hg)-Total	0.454		0.0050	mg/kg	01-NOV-17	03-NOV-17	R3874164
Mercury (Hg)-Total	0.102		0.0010	mg/kg wwt	01-NOV-17	03-NOV-17	R3874162
Molybdenum (Mo)-Total	0.587		0.020	mg/kg	01-NOV-17	02-NOV-17	R3873992

* Refer to Referenced Information for Qualifiers (if any) and Methodology.

ALS ENVIRONMENTAL ANALYTICAL REPORT

Sample Details/Parameters	Result	Qualifier*	D.L.	Units	Extracted	Analyzed	Batch
L1992980-19 PINR-EXP-2017-WA02 LIVER Sampled By: KB PS on 12-SEP-17 @ 00:01 Matrix: Tissue							
Metals							
Molybdenum (Mo)-Total	0.131		0.0040	mg/kg wwt	01-NOV-17	02-NOV-17	R3873992
Nickel (Ni)-Total	<0.20		0.20	mg/kg	01-NOV-17	02-NOV-17	R3873992
Nickel (Ni)-Total	<0.040		0.040	mg/kg wwt	01-NOV-17	02-NOV-17	R3873992
Phosphorus (P)-Total	12300		10	mg/kg	01-NOV-17	02-NOV-17	R3873992
Phosphorus (P)-Total	2750		2.0	mg/kg wwt	01-NOV-17	02-NOV-17	R3873992
Potassium (K)-Total	11300		20	mg/kg	01-NOV-17	02-NOV-17	R3873992
Potassium (K)-Total	2530		4.0	mg/kg wwt	01-NOV-17	02-NOV-17	R3873992
Rubidium (Rb)-Total	23.6		0.050	mg/kg	01-NOV-17	02-NOV-17	R3873992
Rubidium (Rb)-Total	5.27		0.010	mg/kg wwt	01-NOV-17	02-NOV-17	R3873992
Selenium (Se)-Total	3.23		0.050	mg/kg	01-NOV-17	02-NOV-17	R3873992
Selenium (Se)-Total	0.722		0.010	mg/kg wwt	01-NOV-17	02-NOV-17	R3873992
Sodium (Na)-Total	5150		20	mg/kg	01-NOV-17	02-NOV-17	R3873992
Sodium (Na)-Total	1150		4.0	mg/kg wwt	01-NOV-17	02-NOV-17	R3873992
Strontium (Sr)-Total	0.198		0.050	mg/kg	01-NOV-17	02-NOV-17	R3873992
Strontium (Sr)-Total	0.044		0.010	mg/kg wwt	01-NOV-17	02-NOV-17	R3873992
Tellurium (Te)-Total	<0.020		0.020	mg/kg	01-NOV-17	02-NOV-17	R3873992
Tellurium (Te)-Total	<0.0040		0.0040	mg/kg wwt	01-NOV-17	02-NOV-17	R3873992
Thallium (Tl)-Total	0.0298		0.0020	mg/kg	01-NOV-17	02-NOV-17	R3873992
Thallium (Tl)-Total	0.00668		0.00040	mg/kg wwt	01-NOV-17	02-NOV-17	R3873992
Tin (Sn)-Total	0.13		0.10	mg/kg	01-NOV-17	02-NOV-17	R3873992
Tin (Sn)-Total	0.028		0.020	mg/kg wwt	01-NOV-17	02-NOV-17	R3873992
Uranium (U)-Total	<0.0020		0.0020	mg/kg	01-NOV-17	02-NOV-17	R3873992
Uranium (U)-Total	<0.00040		0.00040	mg/kg wwt	01-NOV-17	02-NOV-17	R3873992
Vanadium (V)-Total	<0.10		0.10	mg/kg	01-NOV-17	02-NOV-17	R3873992
Vanadium (V)-Total	<0.020		0.020	mg/kg wwt	01-NOV-17	02-NOV-17	R3873992
Zinc (Zn)-Total	73.6		0.50	mg/kg	01-NOV-17	02-NOV-17	R3873992
Zinc (Zn)-Total	16.5		0.10	mg/kg wwt	01-NOV-17	02-NOV-17	R3873992
Zirconium (Zr)-Total	<0.20		0.20	mg/kg	01-NOV-17	02-NOV-17	R3873992
Zirconium (Zr)-Total	<0.040		0.040	mg/kg wwt	01-NOV-17	02-NOV-17	R3873992
L1992980-20 PINR-EXP-2017-WA03 LIVER Sampled By: KB PS on 12-SEP-17 @ 00:01 Matrix: Tissue							
Physical Tests							
% Moisture	80.9		0.50	%		01-NOV-17	R3872549
Metals							
Aluminum (Al)-Total	5.5		2.0	mg/kg	01-NOV-17	02-NOV-17	R3873992
Aluminum (Al)-Total	1.05		0.40	mg/kg wwt	01-NOV-17	02-NOV-17	R3873992
Antimony (Sb)-Total	<0.010		0.010	mg/kg	01-NOV-17	02-NOV-17	R3873992
Antimony (Sb)-Total	<0.0020		0.0020	mg/kg wwt	01-NOV-17	02-NOV-17	R3873992
Arsenic (As)-Total	0.111		0.020	mg/kg	01-NOV-17	02-NOV-17	R3873992
Arsenic (As)-Total	0.0213		0.0040	mg/kg wwt	01-NOV-17	02-NOV-17	R3873992
Barium (Ba)-Total	0.081		0.050	mg/kg	01-NOV-17	02-NOV-17	R3873992

* Refer to Referenced Information for Qualifiers (if any) and Methodology.

ALS ENVIRONMENTAL ANALYTICAL REPORT

Sample Details/Parameters	Result	Qualifier*	D.L.	Units	Extracted	Analyzed	Batch
L1992980-20 PINR-EXP-2017-WA03 LIVER Sampled By: KB PS on 12-SEP-17 @ 00:01 Matrix: Tissue							
Metals							
Barium (Ba)-Total	0.016		0.010	mg/kg wwt	01-NOV-17	02-NOV-17	R3873992
Beryllium (Be)-Total	<0.010		0.010	mg/kg	01-NOV-17	02-NOV-17	R3873992
Beryllium (Be)-Total	<0.0020		0.0020	mg/kg wwt	01-NOV-17	02-NOV-17	R3873992
Bismuth (Bi)-Total	0.011		0.010	mg/kg	01-NOV-17	02-NOV-17	R3873992
Bismuth (Bi)-Total	0.0022		0.0020	mg/kg wwt	01-NOV-17	02-NOV-17	R3873992
Boron (B)-Total	<1.0		1.0	mg/kg	01-NOV-17	02-NOV-17	R3873992
Boron (B)-Total	<0.20		0.20	mg/kg wwt	01-NOV-17	02-NOV-17	R3873992
Cadmium (Cd)-Total	0.581		0.0050	mg/kg	01-NOV-17	02-NOV-17	R3873992
Cadmium (Cd)-Total	0.111		0.0010	mg/kg wwt	01-NOV-17	02-NOV-17	R3873992
Calcium (Ca)-Total	370		20	mg/kg	01-NOV-17	02-NOV-17	R3873992
Calcium (Ca)-Total	70.7		4.0	mg/kg wwt	01-NOV-17	02-NOV-17	R3873992
Cesium (Cs)-Total	0.0302		0.0050	mg/kg	01-NOV-17	02-NOV-17	R3873992
Cesium (Cs)-Total	0.0058		0.0010	mg/kg wwt	01-NOV-17	02-NOV-17	R3873992
Chromium (Cr)-Total	0.213		0.050	mg/kg	01-NOV-17	02-NOV-17	R3873992
Chromium (Cr)-Total	0.041		0.010	mg/kg wwt	01-NOV-17	02-NOV-17	R3873992
Cobalt (Co)-Total	0.979		0.020	mg/kg	01-NOV-17	02-NOV-17	R3873992
Cobalt (Co)-Total	0.187		0.0040	mg/kg wwt	01-NOV-17	02-NOV-17	R3873992
Copper (Cu)-Total	6.36		0.10	mg/kg	01-NOV-17	02-NOV-17	R3873992
Copper (Cu)-Total	1.22		0.020	mg/kg wwt	01-NOV-17	02-NOV-17	R3873992
Iron (Fe)-Total	368		3.0	mg/kg	01-NOV-17	02-NOV-17	R3873992
Iron (Fe)-Total	70.4		0.60	mg/kg wwt	01-NOV-17	02-NOV-17	R3873992
Lead (Pb)-Total	0.035		0.020	mg/kg	01-NOV-17	02-NOV-17	R3873992
Lead (Pb)-Total	0.0066		0.0040	mg/kg wwt	01-NOV-17	02-NOV-17	R3873992
Lithium (Li)-Total	<0.50		0.50	mg/kg	01-NOV-17	02-NOV-17	R3873992
Lithium (Li)-Total	<0.10		0.10	mg/kg wwt	01-NOV-17	02-NOV-17	R3873992
Magnesium (Mg)-Total	845		2.0	mg/kg	01-NOV-17	02-NOV-17	R3873992
Magnesium (Mg)-Total	162		0.40	mg/kg wwt	01-NOV-17	02-NOV-17	R3873992
Manganese (Mn)-Total	6.96		0.050	mg/kg	01-NOV-17	02-NOV-17	R3873992
Manganese (Mn)-Total	1.33		0.010	mg/kg wwt	01-NOV-17	02-NOV-17	R3873992
Mercury (Hg)-Total	2.12		0.0050	mg/kg	01-NOV-17	03-NOV-17	R3874164
Mercury (Hg)-Total	0.405		0.0010	mg/kg wwt	01-NOV-17	03-NOV-17	R3874162
Molybdenum (Mo)-Total	0.458		0.020	mg/kg	01-NOV-17	02-NOV-17	R3873992
Molybdenum (Mo)-Total	0.0876		0.0040	mg/kg wwt	01-NOV-17	02-NOV-17	R3873992
Nickel (Ni)-Total	<0.20		0.20	mg/kg	01-NOV-17	02-NOV-17	R3873992
Nickel (Ni)-Total	<0.040		0.040	mg/kg wwt	01-NOV-17	02-NOV-17	R3873992
Phosphorus (P)-Total	14500		10	mg/kg	01-NOV-17	02-NOV-17	R3873992
Phosphorus (P)-Total	2780		2.0	mg/kg wwt	01-NOV-17	02-NOV-17	R3873992
Potassium (K)-Total	13600		20	mg/kg	01-NOV-17	02-NOV-17	R3873992
Potassium (K)-Total	2600		4.0	mg/kg wwt	01-NOV-17	02-NOV-17	R3873992
Rubidium (Rb)-Total	42.9		0.050	mg/kg	01-NOV-17	02-NOV-17	R3873992
Rubidium (Rb)-Total	8.21		0.010	mg/kg wwt	01-NOV-17	02-NOV-17	R3873992

* Refer to Referenced Information for Qualifiers (if any) and Methodology.

ALS ENVIRONMENTAL ANALYTICAL REPORT

Sample Details/Parameters	Result	Qualifier*	D.L.	Units	Extracted	Analyzed	Batch
L1992980-20 PINR-EXP-2017-WA03 LIVER Sampled By: KB PS on 12-SEP-17 @ 00:01 Matrix: Tissue							
Metals							
Selenium (Se)-Total	4.13		0.050	mg/kg	01-NOV-17	02-NOV-17	R3873992
Selenium (Se)-Total	0.790		0.010	mg/kg wwt	01-NOV-17	02-NOV-17	R3873992
Sodium (Na)-Total	6170		20	mg/kg	01-NOV-17	02-NOV-17	R3873992
Sodium (Na)-Total	1180		4.0	mg/kg wwt	01-NOV-17	02-NOV-17	R3873992
Strontium (Sr)-Total	0.187		0.050	mg/kg	01-NOV-17	02-NOV-17	R3873992
Strontium (Sr)-Total	0.036		0.010	mg/kg wwt	01-NOV-17	02-NOV-17	R3873992
Tellurium (Te)-Total	<0.020		0.020	mg/kg	01-NOV-17	02-NOV-17	R3873992
Tellurium (Te)-Total	<0.0040		0.0040	mg/kg wwt	01-NOV-17	02-NOV-17	R3873992
Thallium (Tl)-Total	0.0328		0.0020	mg/kg	01-NOV-17	02-NOV-17	R3873992
Thallium (Tl)-Total	0.00627		0.00040	mg/kg wwt	01-NOV-17	02-NOV-17	R3873992
Tin (Sn)-Total	<0.10		0.10	mg/kg	01-NOV-17	02-NOV-17	R3873992
Tin (Sn)-Total	<0.020		0.020	mg/kg wwt	01-NOV-17	02-NOV-17	R3873992
Uranium (U)-Total	0.0039		0.0020	mg/kg	01-NOV-17	02-NOV-17	R3873992
Uranium (U)-Total	0.00074		0.00040	mg/kg wwt	01-NOV-17	02-NOV-17	R3873992
Vanadium (V)-Total	0.21		0.10	mg/kg	01-NOV-17	02-NOV-17	R3873992
Vanadium (V)-Total	0.040		0.020	mg/kg wwt	01-NOV-17	02-NOV-17	R3873992
Zinc (Zn)-Total	84.7		0.50	mg/kg	01-NOV-17	02-NOV-17	R3873992
Zinc (Zn)-Total	16.2		0.10	mg/kg wwt	01-NOV-17	02-NOV-17	R3873992
Zirconium (Zr)-Total	<0.20		0.20	mg/kg	01-NOV-17	02-NOV-17	R3873992
Zirconium (Zr)-Total	<0.040		0.040	mg/kg wwt	01-NOV-17	02-NOV-17	R3873992
L1992980-21 PINR-EXP-2017-WA03X LIVER Sampled By: KB PS on 12-SEP-17 @ 00:01 Matrix: Tissue							
Physical Tests							
% Moisture	79.1		0.50	%		01-NOV-17	R3872549
Metals							
Aluminum (Al)-Total	3.8		2.0	mg/kg	01-NOV-17	02-NOV-17	R3873992
Aluminum (Al)-Total	0.79		0.40	mg/kg wwt	01-NOV-17	02-NOV-17	R3873992
Antimony (Sb)-Total	<0.010		0.010	mg/kg	01-NOV-17	02-NOV-17	R3873992
Antimony (Sb)-Total	<0.0020		0.0020	mg/kg wwt	01-NOV-17	02-NOV-17	R3873992
Arsenic (As)-Total	0.091		0.020	mg/kg	01-NOV-17	02-NOV-17	R3873992
Arsenic (As)-Total	0.0190		0.0040	mg/kg wwt	01-NOV-17	02-NOV-17	R3873992
Barium (Ba)-Total	0.086		0.050	mg/kg	01-NOV-17	02-NOV-17	R3873992
Barium (Ba)-Total	0.018		0.010	mg/kg wwt	01-NOV-17	02-NOV-17	R3873992
Beryllium (Be)-Total	<0.010		0.010	mg/kg	01-NOV-17	02-NOV-17	R3873992
Beryllium (Be)-Total	<0.0020		0.0020	mg/kg wwt	01-NOV-17	02-NOV-17	R3873992
Bismuth (Bi)-Total	0.011		0.010	mg/kg	01-NOV-17	02-NOV-17	R3873992
Bismuth (Bi)-Total	0.0022		0.0020	mg/kg wwt	01-NOV-17	02-NOV-17	R3873992
Boron (B)-Total	<1.0		1.0	mg/kg	01-NOV-17	02-NOV-17	R3873992
Boron (B)-Total	<0.20		0.20	mg/kg wwt	01-NOV-17	02-NOV-17	R3873992
Cadmium (Cd)-Total	0.536		0.0050	mg/kg	01-NOV-17	02-NOV-17	R3873992
Cadmium (Cd)-Total	0.112		0.0010	mg/kg wwt	01-NOV-17	02-NOV-17	R3873992

* Refer to Referenced Information for Qualifiers (if any) and Methodology.

ALS ENVIRONMENTAL ANALYTICAL REPORT

Sample Details/Parameters	Result	Qualifier*	D.L.	Units	Extracted	Analyzed	Batch
L1992980-21 PINR-EXP-2017-WA03X LIVER							
Sampled By: KB PS on 12-SEP-17 @ 00:01							
Matrix: Tissue							
Metals							
Calcium (Ca)-Total	343		20	mg/kg	01-NOV-17	02-NOV-17	R3873992
Calcium (Ca)-Total	71.7		4.0	mg/kg wwt	01-NOV-17	02-NOV-17	R3873992
Cesium (Cs)-Total	0.0289		0.0050	mg/kg	01-NOV-17	02-NOV-17	R3873992
Cesium (Cs)-Total	0.0060		0.0010	mg/kg wwt	01-NOV-17	02-NOV-17	R3873992
Chromium (Cr)-Total	0.074		0.050	mg/kg	01-NOV-17	02-NOV-17	R3873992
Chromium (Cr)-Total	0.015		0.010	mg/kg wwt	01-NOV-17	02-NOV-17	R3873992
Cobalt (Co)-Total	0.888		0.020	mg/kg	01-NOV-17	02-NOV-17	R3873992
Cobalt (Co)-Total	0.186		0.0040	mg/kg wwt	01-NOV-17	02-NOV-17	R3873992
Copper (Cu)-Total	5.69		0.10	mg/kg	01-NOV-17	02-NOV-17	R3873992
Copper (Cu)-Total	1.19		0.020	mg/kg wwt	01-NOV-17	02-NOV-17	R3873992
Iron (Fe)-Total	338		3.0	mg/kg	01-NOV-17	02-NOV-17	R3873992
Iron (Fe)-Total	70.6		0.60	mg/kg wwt	01-NOV-17	02-NOV-17	R3873992
Lead (Pb)-Total	0.030		0.020	mg/kg	01-NOV-17	02-NOV-17	R3873992
Lead (Pb)-Total	0.0064		0.0040	mg/kg wwt	01-NOV-17	02-NOV-17	R3873992
Lithium (Li)-Total	<0.50		0.50	mg/kg	01-NOV-17	02-NOV-17	R3873992
Lithium (Li)-Total	<0.10		0.10	mg/kg wwt	01-NOV-17	02-NOV-17	R3873992
Magnesium (Mg)-Total	745		2.0	mg/kg	01-NOV-17	02-NOV-17	R3873992
Magnesium (Mg)-Total	156		0.40	mg/kg wwt	01-NOV-17	02-NOV-17	R3873992
Manganese (Mn)-Total	6.18		0.050	mg/kg	01-NOV-17	02-NOV-17	R3873992
Manganese (Mn)-Total	1.29		0.010	mg/kg wwt	01-NOV-17	02-NOV-17	R3873992
Mercury (Hg)-Total	1.91		0.0050	mg/kg	01-NOV-17	03-NOV-17	R3874164
Mercury (Hg)-Total	0.399		0.0010	mg/kg wwt	01-NOV-17	03-NOV-17	R3874162
Molybdenum (Mo)-Total	0.431		0.020	mg/kg	01-NOV-17	02-NOV-17	R3873992
Molybdenum (Mo)-Total	0.0901		0.0040	mg/kg wwt	01-NOV-17	02-NOV-17	R3873992
Nickel (Ni)-Total	<0.20		0.20	mg/kg	01-NOV-17	02-NOV-17	R3873992
Nickel (Ni)-Total	<0.040		0.040	mg/kg wwt	01-NOV-17	02-NOV-17	R3873992
Phosphorus (P)-Total	12500		10	mg/kg	01-NOV-17	02-NOV-17	R3873992
Phosphorus (P)-Total	2610		2.0	mg/kg wwt	01-NOV-17	02-NOV-17	R3873992
Potassium (K)-Total	12500		20	mg/kg	01-NOV-17	02-NOV-17	R3873992
Potassium (K)-Total	2620		4.0	mg/kg wwt	01-NOV-17	02-NOV-17	R3873992
Rubidium (Rb)-Total	38.0		0.050	mg/kg	01-NOV-17	02-NOV-17	R3873992
Rubidium (Rb)-Total	7.96		0.010	mg/kg wwt	01-NOV-17	02-NOV-17	R3873992
Selenium (Se)-Total	3.76		0.050	mg/kg	01-NOV-17	02-NOV-17	R3873992
Selenium (Se)-Total	0.786		0.010	mg/kg wwt	01-NOV-17	02-NOV-17	R3873992
Sodium (Na)-Total	5540		20	mg/kg	01-NOV-17	02-NOV-17	R3873992
Sodium (Na)-Total	1160		4.0	mg/kg wwt	01-NOV-17	02-NOV-17	R3873992
Strontium (Sr)-Total	0.177		0.050	mg/kg	01-NOV-17	02-NOV-17	R3873992
Strontium (Sr)-Total	0.037		0.010	mg/kg wwt	01-NOV-17	02-NOV-17	R3873992
Tellurium (Te)-Total	<0.020		0.020	mg/kg	01-NOV-17	02-NOV-17	R3873992
Tellurium (Te)-Total	<0.0040		0.0040	mg/kg wwt	01-NOV-17	02-NOV-17	R3873992
Thallium (Tl)-Total	0.0320		0.0020	mg/kg	01-NOV-17	02-NOV-17	R3873992

* Refer to Referenced Information for Qualifiers (if any) and Methodology.

ALS ENVIRONMENTAL ANALYTICAL REPORT

Sample Details/Parameters	Result	Qualifier*	D.L.	Units	Extracted	Analyzed	Batch
L1992980-21 PINR-EXP-2017-WA03X LIVER Sampled By: KB PS on 12-SEP-17 @ 00:01 Matrix: Tissue							
Metals							
Thallium (Tl)-Total	0.00669		0.00040	mg/kg wwt	01-NOV-17	02-NOV-17	R3873992
Tin (Sn)-Total	<0.10		0.10	mg/kg	01-NOV-17	02-NOV-17	R3873992
Tin (Sn)-Total	<0.020		0.020	mg/kg wwt	01-NOV-17	02-NOV-17	R3873992
Uranium (U)-Total	0.0046		0.0020	mg/kg	01-NOV-17	02-NOV-17	R3873992
Uranium (U)-Total	0.00097		0.00040	mg/kg wwt	01-NOV-17	02-NOV-17	R3873992
Vanadium (V)-Total	0.17		0.10	mg/kg	01-NOV-17	02-NOV-17	R3873992
Vanadium (V)-Total	0.036		0.020	mg/kg wwt	01-NOV-17	02-NOV-17	R3873992
Zinc (Zn)-Total	76.8		0.50	mg/kg	01-NOV-17	02-NOV-17	R3873992
Zinc (Zn)-Total	16.1		0.10	mg/kg wwt	01-NOV-17	02-NOV-17	R3873992
Zirconium (Zr)-Total	<0.20		0.20	mg/kg	01-NOV-17	02-NOV-17	R3873992
Zirconium (Zr)-Total	<0.040		0.040	mg/kg wwt	01-NOV-17	02-NOV-17	R3873992
L1992980-22 PINR-EXP-2017-WA04 LIVER Sampled By: KB PS on 13-SEP-17 @ 00:01 Matrix: Tissue							
Physical Tests							
% Moisture	73.4		0.50	%		01-NOV-17	R3872549
Metals							
Aluminum (Al)-Total	6.4		2.0	mg/kg	01-NOV-17	02-NOV-17	R3873992
Aluminum (Al)-Total	1.70		0.40	mg/kg wwt	01-NOV-17	02-NOV-17	R3873992
Antimony (Sb)-Total	<0.010		0.010	mg/kg	01-NOV-17	02-NOV-17	R3873992
Antimony (Sb)-Total	<0.0020		0.0020	mg/kg wwt	01-NOV-17	02-NOV-17	R3873992
Arsenic (As)-Total	0.292		0.020	mg/kg	01-NOV-17	02-NOV-17	R3873992
Arsenic (As)-Total	0.0778		0.0040	mg/kg wwt	01-NOV-17	02-NOV-17	R3873992
Barium (Ba)-Total	0.089		0.050	mg/kg	01-NOV-17	02-NOV-17	R3873992
Barium (Ba)-Total	0.024		0.010	mg/kg wwt	01-NOV-17	02-NOV-17	R3873992
Beryllium (Be)-Total	<0.010		0.010	mg/kg	01-NOV-17	02-NOV-17	R3873992
Beryllium (Be)-Total	<0.0020		0.0020	mg/kg wwt	01-NOV-17	02-NOV-17	R3873992
Bismuth (Bi)-Total	0.012		0.010	mg/kg	01-NOV-17	02-NOV-17	R3873992
Bismuth (Bi)-Total	0.0033		0.0020	mg/kg wwt	01-NOV-17	02-NOV-17	R3873992
Boron (B)-Total	<1.0		1.0	mg/kg	01-NOV-17	02-NOV-17	R3873992
Boron (B)-Total	<0.20		0.20	mg/kg wwt	01-NOV-17	02-NOV-17	R3873992
Cadmium (Cd)-Total	0.606		0.0050	mg/kg	01-NOV-17	02-NOV-17	R3873992
Cadmium (Cd)-Total	0.161		0.0010	mg/kg wwt	01-NOV-17	02-NOV-17	R3873992
Calcium (Ca)-Total	587		20	mg/kg	01-NOV-17	02-NOV-17	R3873992
Calcium (Ca)-Total	156		4.0	mg/kg wwt	01-NOV-17	02-NOV-17	R3873992
Cesium (Cs)-Total	0.0192		0.0050	mg/kg	01-NOV-17	02-NOV-17	R3873992
Cesium (Cs)-Total	0.0051		0.0010	mg/kg wwt	01-NOV-17	02-NOV-17	R3873992
Chromium (Cr)-Total	0.139		0.050	mg/kg	01-NOV-17	02-NOV-17	R3873992
Chromium (Cr)-Total	0.037		0.010	mg/kg wwt	01-NOV-17	02-NOV-17	R3873992
Cobalt (Co)-Total	1.39		0.020	mg/kg	01-NOV-17	02-NOV-17	R3873992
Cobalt (Co)-Total	0.370		0.0040	mg/kg wwt	01-NOV-17	02-NOV-17	R3873992
Copper (Cu)-Total	7.47		0.10	mg/kg	01-NOV-17	02-NOV-17	R3873992

* Refer to Referenced Information for Qualifiers (if any) and Methodology.

ALS ENVIRONMENTAL ANALYTICAL REPORT

Sample Details/Parameters	Result	Qualifier*	D.L.	Units	Extracted	Analyzed	Batch
L1992980-22 PINR-EXP-2017-WA04 LIVER							
Sampled By: KB PS on 13-SEP-17 @ 00:01							
Matrix: Tissue							
Metals							
Copper (Cu)-Total	1.99		0.020	mg/kg wwt	01-NOV-17	02-NOV-17	R3873992
Iron (Fe)-Total	565		3.0	mg/kg	01-NOV-17	02-NOV-17	R3873992
Iron (Fe)-Total	150		0.60	mg/kg wwt	01-NOV-17	02-NOV-17	R3873992
Lead (Pb)-Total	0.045		0.020	mg/kg	01-NOV-17	02-NOV-17	R3873992
Lead (Pb)-Total	0.0121		0.0040	mg/kg wwt	01-NOV-17	02-NOV-17	R3873992
Lithium (Li)-Total	<0.50		0.50	mg/kg	01-NOV-17	02-NOV-17	R3873992
Lithium (Li)-Total	<0.10		0.10	mg/kg wwt	01-NOV-17	02-NOV-17	R3873992
Magnesium (Mg)-Total	684		2.0	mg/kg	01-NOV-17	02-NOV-17	R3873992
Magnesium (Mg)-Total	182		0.40	mg/kg wwt	01-NOV-17	02-NOV-17	R3873992
Manganese (Mn)-Total	6.30		0.050	mg/kg	01-NOV-17	02-NOV-17	R3873992
Manganese (Mn)-Total	1.68		0.010	mg/kg wwt	01-NOV-17	02-NOV-17	R3873992
Mercury (Hg)-Total	0.827		0.0050	mg/kg	01-NOV-17	03-NOV-17	R3874164
Mercury (Hg)-Total	0.220		0.0010	mg/kg wwt	01-NOV-17	03-NOV-17	R3874162
Molybdenum (Mo)-Total	0.595		0.020	mg/kg	01-NOV-17	02-NOV-17	R3873992
Molybdenum (Mo)-Total	0.158		0.0040	mg/kg wwt	01-NOV-17	02-NOV-17	R3873992
Nickel (Ni)-Total	<0.20		0.20	mg/kg	01-NOV-17	02-NOV-17	R3873992
Nickel (Ni)-Total	<0.040		0.040	mg/kg wwt	01-NOV-17	02-NOV-17	R3873992
Phosphorus (P)-Total	12700		10	mg/kg	01-NOV-17	02-NOV-17	R3873992
Phosphorus (P)-Total	3380		2.0	mg/kg wwt	01-NOV-17	02-NOV-17	R3873992
Potassium (K)-Total	10600		20	mg/kg	01-NOV-17	02-NOV-17	R3873992
Potassium (K)-Total	2830		4.0	mg/kg wwt	01-NOV-17	02-NOV-17	R3873992
Rubidium (Rb)-Total	25.1		0.050	mg/kg	01-NOV-17	02-NOV-17	R3873992
Rubidium (Rb)-Total	6.70		0.010	mg/kg wwt	01-NOV-17	02-NOV-17	R3873992
Selenium (Se)-Total	4.05		0.050	mg/kg	01-NOV-17	02-NOV-17	R3873992
Selenium (Se)-Total	1.08		0.010	mg/kg wwt	01-NOV-17	02-NOV-17	R3873992
Sodium (Na)-Total	3790		20	mg/kg	01-NOV-17	02-NOV-17	R3873992
Sodium (Na)-Total	1010		4.0	mg/kg wwt	01-NOV-17	02-NOV-17	R3873992
Strontium (Sr)-Total	0.271		0.050	mg/kg	01-NOV-17	02-NOV-17	R3873992
Strontium (Sr)-Total	0.072		0.010	mg/kg wwt	01-NOV-17	02-NOV-17	R3873992
Tellurium (Te)-Total	<0.020		0.020	mg/kg	01-NOV-17	02-NOV-17	R3873992
Tellurium (Te)-Total	<0.0040		0.0040	mg/kg wwt	01-NOV-17	02-NOV-17	R3873992
Thallium (Tl)-Total	0.0366		0.0020	mg/kg	01-NOV-17	02-NOV-17	R3873992
Thallium (Tl)-Total	0.00975		0.00040	mg/kg wwt	01-NOV-17	02-NOV-17	R3873992
Tin (Sn)-Total	0.10		0.10	mg/kg	01-NOV-17	02-NOV-17	R3873992
Tin (Sn)-Total	0.028		0.020	mg/kg wwt	01-NOV-17	02-NOV-17	R3873992
Uranium (U)-Total	0.0071		0.0020	mg/kg	01-NOV-17	02-NOV-17	R3873992
Uranium (U)-Total	0.00189		0.00040	mg/kg wwt	01-NOV-17	02-NOV-17	R3873992
Vanadium (V)-Total	0.14		0.10	mg/kg	01-NOV-17	02-NOV-17	R3873992
Vanadium (V)-Total	0.036		0.020	mg/kg wwt	01-NOV-17	02-NOV-17	R3873992
Zinc (Zn)-Total	76.5		0.50	mg/kg	01-NOV-17	02-NOV-17	R3873992
Zinc (Zn)-Total	20.4		0.10	mg/kg wwt	01-NOV-17	02-NOV-17	R3873992

* Refer to Referenced Information for Qualifiers (if any) and Methodology.

ALS ENVIRONMENTAL ANALYTICAL REPORT

Sample Details/Parameters	Result	Qualifier*	D.L.	Units	Extracted	Analyzed	Batch
L1992980-22 PINR-EXP-2017-WA04 LIVER Sampled By: KB PS on 13-SEP-17 @ 00:01 Matrix: Tissue							
Metals							
Zirconium (Zr)-Total	<0.20		0.20	mg/kg	01-NOV-17	02-NOV-17	R3873992
Zirconium (Zr)-Total	<0.040		0.040	mg/kg wwt	01-NOV-17	02-NOV-17	R3873992
L1992980-23 PINR-EXP-2017-WA05 LIVER Sampled By: KB PS on 13-SEP-17 @ 00:01 Matrix: Tissue							
Physical Tests							
% Moisture	76.1		0.50	%		01-NOV-17	R3872549
Metals							
Aluminum (Al)-Total	9.1		2.0	mg/kg	01-NOV-17	02-NOV-17	R3873992
Aluminum (Al)-Total	2.16		0.40	mg/kg wwt	01-NOV-17	02-NOV-17	R3873992
Antimony (Sb)-Total	<0.010		0.010	mg/kg	01-NOV-17	02-NOV-17	R3873992
Antimony (Sb)-Total	<0.0020		0.0020	mg/kg wwt	01-NOV-17	02-NOV-17	R3873992
Arsenic (As)-Total	0.141		0.020	mg/kg	01-NOV-17	02-NOV-17	R3873992
Arsenic (As)-Total	0.0336		0.0040	mg/kg wwt	01-NOV-17	02-NOV-17	R3873992
Barium (Ba)-Total	0.086		0.050	mg/kg	01-NOV-17	02-NOV-17	R3873992
Barium (Ba)-Total	0.020		0.010	mg/kg wwt	01-NOV-17	02-NOV-17	R3873992
Beryllium (Be)-Total	<0.010		0.010	mg/kg	01-NOV-17	02-NOV-17	R3873992
Beryllium (Be)-Total	<0.0020		0.0020	mg/kg wwt	01-NOV-17	02-NOV-17	R3873992
Bismuth (Bi)-Total	0.013		0.010	mg/kg	01-NOV-17	02-NOV-17	R3873992
Bismuth (Bi)-Total	0.0031		0.0020	mg/kg wwt	01-NOV-17	02-NOV-17	R3873992
Boron (B)-Total	<1.0		1.0	mg/kg	01-NOV-17	02-NOV-17	R3873992
Boron (B)-Total	<0.20		0.20	mg/kg wwt	01-NOV-17	02-NOV-17	R3873992
Cadmium (Cd)-Total	1.92		0.0050	mg/kg	01-NOV-17	02-NOV-17	R3873992
Cadmium (Cd)-Total	0.459		0.0010	mg/kg wwt	01-NOV-17	02-NOV-17	R3873992
Calcium (Ca)-Total	283		20	mg/kg	01-NOV-17	02-NOV-17	R3873992
Calcium (Ca)-Total	67.7		4.0	mg/kg wwt	01-NOV-17	02-NOV-17	R3873992
Cesium (Cs)-Total	0.0328		0.0050	mg/kg	01-NOV-17	02-NOV-17	R3873992
Cesium (Cs)-Total	0.0078		0.0010	mg/kg wwt	01-NOV-17	02-NOV-17	R3873992
Chromium (Cr)-Total	0.066		0.050	mg/kg	01-NOV-17	02-NOV-17	R3873992
Chromium (Cr)-Total	0.016		0.010	mg/kg wwt	01-NOV-17	02-NOV-17	R3873992
Cobalt (Co)-Total	0.369		0.020	mg/kg	01-NOV-17	02-NOV-17	R3873992
Cobalt (Co)-Total	0.0880		0.0040	mg/kg wwt	01-NOV-17	02-NOV-17	R3873992
Copper (Cu)-Total	5.93		0.10	mg/kg	01-NOV-17	02-NOV-17	R3873992
Copper (Cu)-Total	1.42		0.020	mg/kg wwt	01-NOV-17	02-NOV-17	R3873992
Iron (Fe)-Total	339		3.0	mg/kg	01-NOV-17	02-NOV-17	R3873992
Iron (Fe)-Total	80.8		0.60	mg/kg wwt	01-NOV-17	02-NOV-17	R3873992
Lead (Pb)-Total	0.030		0.020	mg/kg	01-NOV-17	02-NOV-17	R3873992
Lead (Pb)-Total	0.0072		0.0040	mg/kg wwt	01-NOV-17	02-NOV-17	R3873992
Lithium (Li)-Total	<0.50		0.50	mg/kg	01-NOV-17	02-NOV-17	R3873992
Lithium (Li)-Total	<0.10		0.10	mg/kg wwt	01-NOV-17	02-NOV-17	R3873992
Magnesium (Mg)-Total	800		2.0	mg/kg	01-NOV-17	02-NOV-17	R3873992
Magnesium (Mg)-Total	191		0.40	mg/kg wwt	01-NOV-17	02-NOV-17	R3873992

* Refer to Referenced Information for Qualifiers (if any) and Methodology.

ALS ENVIRONMENTAL ANALYTICAL REPORT

Sample Details/Parameters	Result	Qualifier*	D.L.	Units	Extracted	Analyzed	Batch
L1992980-23 PINR-EXP-2017-WA05 LIVER Sampled By: KB PS on 13-SEP-17 @ 00:01 Matrix: Tissue							
Metals							
Manganese (Mn)-Total	7.46		0.050	mg/kg	01-NOV-17	02-NOV-17	R3873992
Manganese (Mn)-Total	1.78		0.010	mg/kg wwt	01-NOV-17	02-NOV-17	R3873992
Mercury (Hg)-Total	3.53		0.0050	mg/kg	01-NOV-17	03-NOV-17	R3874164
Mercury (Hg)-Total	0.842		0.0010	mg/kg wwt	01-NOV-17	03-NOV-17	R3874162
Molybdenum (Mo)-Total	0.459		0.020	mg/kg	01-NOV-17	02-NOV-17	R3873992
Molybdenum (Mo)-Total	0.110		0.0040	mg/kg wwt	01-NOV-17	02-NOV-17	R3873992
Nickel (Ni)-Total	<0.20		0.20	mg/kg	01-NOV-17	02-NOV-17	R3873992
Nickel (Ni)-Total	<0.040		0.040	mg/kg wwt	01-NOV-17	02-NOV-17	R3873992
Phosphorus (P)-Total	13900		10	mg/kg	01-NOV-17	02-NOV-17	R3873992
Phosphorus (P)-Total	3310		2.0	mg/kg wwt	01-NOV-17	02-NOV-17	R3873992
Potassium (K)-Total	12500		20	mg/kg	01-NOV-17	02-NOV-17	R3873992
Potassium (K)-Total	2990		4.0	mg/kg wwt	01-NOV-17	02-NOV-17	R3873992
Rubidium (Rb)-Total	34.2		0.050	mg/kg	01-NOV-17	02-NOV-17	R3873992
Rubidium (Rb)-Total	8.17		0.010	mg/kg wwt	01-NOV-17	02-NOV-17	R3873992
Selenium (Se)-Total	3.81		0.050	mg/kg	01-NOV-17	02-NOV-17	R3873992
Selenium (Se)-Total	0.909		0.010	mg/kg wwt	01-NOV-17	02-NOV-17	R3873992
Sodium (Na)-Total	5200		20	mg/kg	01-NOV-17	02-NOV-17	R3873992
Sodium (Na)-Total	1240		4.0	mg/kg wwt	01-NOV-17	02-NOV-17	R3873992
Strontium (Sr)-Total	0.181		0.050	mg/kg	01-NOV-17	02-NOV-17	R3873992
Strontium (Sr)-Total	0.043		0.010	mg/kg wwt	01-NOV-17	02-NOV-17	R3873992
Tellurium (Te)-Total	0.037		0.020	mg/kg	01-NOV-17	02-NOV-17	R3873992
Tellurium (Te)-Total	0.0088		0.0040	mg/kg wwt	01-NOV-17	02-NOV-17	R3873992
Thallium (Tl)-Total	0.0272		0.0020	mg/kg	01-NOV-17	02-NOV-17	R3873992
Thallium (Tl)-Total	0.00648		0.00040	mg/kg wwt	01-NOV-17	02-NOV-17	R3873992
Tin (Sn)-Total	0.12		0.10	mg/kg	01-NOV-17	02-NOV-17	R3873992
Tin (Sn)-Total	0.029		0.020	mg/kg wwt	01-NOV-17	02-NOV-17	R3873992
Uranium (U)-Total	0.0107		0.0020	mg/kg	01-NOV-17	02-NOV-17	R3873992
Uranium (U)-Total	0.00257		0.00040	mg/kg wwt	01-NOV-17	02-NOV-17	R3873992
Vanadium (V)-Total	0.36		0.10	mg/kg	01-NOV-17	02-NOV-17	R3873992
Vanadium (V)-Total	0.087		0.020	mg/kg wwt	01-NOV-17	02-NOV-17	R3873992
Zinc (Zn)-Total	79.2		0.50	mg/kg	01-NOV-17	02-NOV-17	R3873992
Zinc (Zn)-Total	18.9		0.10	mg/kg wwt	01-NOV-17	02-NOV-17	R3873992
Zirconium (Zr)-Total	<0.20		0.20	mg/kg	01-NOV-17	02-NOV-17	R3873992
Zirconium (Zr)-Total	<0.040		0.040	mg/kg wwt	01-NOV-17	02-NOV-17	R3873992
L1992980-24 PINR-EXP-2017-WA05X LIVER Sampled By: KB PS on 13-SEP-17 @ 00:01 Matrix: Tissue							
Physical Tests							
% Moisture	75.0		0.50	%		01-NOV-17	R3872549
Metals							
Aluminum (Al)-Total	8.5		2.0	mg/kg	01-NOV-17	02-NOV-17	R3873992
Aluminum (Al)-Total	2.12		0.40	mg/kg wwt	01-NOV-17	02-NOV-17	R3873992

* Refer to Referenced Information for Qualifiers (if any) and Methodology.

ALS ENVIRONMENTAL ANALYTICAL REPORT

Sample Details/Parameters	Result	Qualifier*	D.L.	Units	Extracted	Analyzed	Batch
L1992980-24 PINR-EXP-2017-WA05X LIVER							
Sampled By: KB PS on 13-SEP-17 @ 00:01							
Matrix: Tissue							
Metals							
Antimony (Sb)-Total	<0.010		0.010	mg/kg	01-NOV-17	02-NOV-17	R3873992
Antimony (Sb)-Total	<0.0020		0.0020	mg/kg wwt	01-NOV-17	02-NOV-17	R3873992
Arsenic (As)-Total	0.149		0.020	mg/kg	01-NOV-17	02-NOV-17	R3873992
Arsenic (As)-Total	0.0373		0.0040	mg/kg wwt	01-NOV-17	02-NOV-17	R3873992
Barium (Ba)-Total	0.072		0.050	mg/kg	01-NOV-17	02-NOV-17	R3873992
Barium (Ba)-Total	0.018		0.010	mg/kg wwt	01-NOV-17	02-NOV-17	R3873992
Beryllium (Be)-Total	<0.010		0.010	mg/kg	01-NOV-17	02-NOV-17	R3873992
Beryllium (Be)-Total	<0.0020		0.0020	mg/kg wwt	01-NOV-17	02-NOV-17	R3873992
Bismuth (Bi)-Total	0.013		0.010	mg/kg	01-NOV-17	02-NOV-17	R3873992
Bismuth (Bi)-Total	0.0033		0.0020	mg/kg wwt	01-NOV-17	02-NOV-17	R3873992
Boron (B)-Total	<1.0		1.0	mg/kg	01-NOV-17	02-NOV-17	R3873992
Boron (B)-Total	<0.20		0.20	mg/kg wwt	01-NOV-17	02-NOV-17	R3873992
Cadmium (Cd)-Total	1.90		0.0050	mg/kg	01-NOV-17	02-NOV-17	R3873992
Cadmium (Cd)-Total	0.475		0.0010	mg/kg wwt	01-NOV-17	02-NOV-17	R3873992
Calcium (Ca)-Total	263		20	mg/kg	01-NOV-17	02-NOV-17	R3873992
Calcium (Ca)-Total	65.8		4.0	mg/kg wwt	01-NOV-17	02-NOV-17	R3873992
Cesium (Cs)-Total	0.0307		0.0050	mg/kg	01-NOV-17	02-NOV-17	R3873992
Cesium (Cs)-Total	0.0077		0.0010	mg/kg wwt	01-NOV-17	02-NOV-17	R3873992
Chromium (Cr)-Total	0.065		0.050	mg/kg	01-NOV-17	02-NOV-17	R3873992
Chromium (Cr)-Total	0.016		0.010	mg/kg wwt	01-NOV-17	02-NOV-17	R3873992
Cobalt (Co)-Total	0.384		0.020	mg/kg	01-NOV-17	02-NOV-17	R3873992
Cobalt (Co)-Total	0.0960		0.0040	mg/kg wwt	01-NOV-17	02-NOV-17	R3873992
Copper (Cu)-Total	5.70		0.10	mg/kg	01-NOV-17	02-NOV-17	R3873992
Copper (Cu)-Total	1.43		0.020	mg/kg wwt	01-NOV-17	02-NOV-17	R3873992
Iron (Fe)-Total	319		3.0	mg/kg	01-NOV-17	02-NOV-17	R3873992
Iron (Fe)-Total	79.9		0.60	mg/kg wwt	01-NOV-17	02-NOV-17	R3873992
Lead (Pb)-Total	0.026		0.020	mg/kg	01-NOV-17	02-NOV-17	R3873992
Lead (Pb)-Total	0.0066		0.0040	mg/kg wwt	01-NOV-17	02-NOV-17	R3873992
Lithium (Li)-Total	<0.50		0.50	mg/kg	01-NOV-17	02-NOV-17	R3873992
Lithium (Li)-Total	<0.10		0.10	mg/kg wwt	01-NOV-17	02-NOV-17	R3873992
Magnesium (Mg)-Total	759		2.0	mg/kg	01-NOV-17	02-NOV-17	R3873992
Magnesium (Mg)-Total	190		0.40	mg/kg wwt	01-NOV-17	02-NOV-17	R3873992
Manganese (Mn)-Total	6.74		0.050	mg/kg	01-NOV-17	02-NOV-17	R3873992
Manganese (Mn)-Total	1.69		0.010	mg/kg wwt	01-NOV-17	02-NOV-17	R3873992
Mercury (Hg)-Total	3.59		0.0050	mg/kg	01-NOV-17	03-NOV-17	R3874164
Mercury (Hg)-Total	0.899		0.0010	mg/kg wwt	01-NOV-17	03-NOV-17	R3874162
Molybdenum (Mo)-Total	0.464		0.020	mg/kg	01-NOV-17	02-NOV-17	R3873992
Molybdenum (Mo)-Total	0.116		0.0040	mg/kg wwt	01-NOV-17	02-NOV-17	R3873992
Nickel (Ni)-Total	<0.20		0.20	mg/kg	01-NOV-17	02-NOV-17	R3873992
Nickel (Ni)-Total	<0.040		0.040	mg/kg wwt	01-NOV-17	02-NOV-17	R3873992
Phosphorus (P)-Total	13400		10	mg/kg	01-NOV-17	02-NOV-17	R3873992

* Refer to Referenced Information for Qualifiers (if any) and Methodology.

ALS ENVIRONMENTAL ANALYTICAL REPORT

Sample Details/Parameters	Result	Qualifier*	D.L.	Units	Extracted	Analyzed	Batch
L1992980-24 PINR-EXP-2017-WA05X LIVER Sampled By: KB PS on 13-SEP-17 @ 00:01 Matrix: Tissue							
Metals							
Phosphorus (P)-Total	3350		2.0	mg/kg wwt	01-NOV-17	02-NOV-17	R3873992
Potassium (K)-Total	12000		20	mg/kg	01-NOV-17	02-NOV-17	R3873992
Potassium (K)-Total	3000		4.0	mg/kg wwt	01-NOV-17	02-NOV-17	R3873992
Rubidium (Rb)-Total	32.8		0.050	mg/kg	01-NOV-17	02-NOV-17	R3873992
Rubidium (Rb)-Total	8.21		0.010	mg/kg wwt	01-NOV-17	02-NOV-17	R3873992
Selenium (Se)-Total	3.69		0.050	mg/kg	01-NOV-17	02-NOV-17	R3873992
Selenium (Se)-Total	0.924		0.010	mg/kg wwt	01-NOV-17	02-NOV-17	R3873992
Sodium (Na)-Total	4640		20	mg/kg	01-NOV-17	02-NOV-17	R3873992
Sodium (Na)-Total	1160		4.0	mg/kg wwt	01-NOV-17	02-NOV-17	R3873992
Strontium (Sr)-Total	0.172		0.050	mg/kg	01-NOV-17	02-NOV-17	R3873992
Strontium (Sr)-Total	0.043		0.010	mg/kg wwt	01-NOV-17	02-NOV-17	R3873992
Tellurium (Te)-Total	0.045		0.020	mg/kg	01-NOV-17	02-NOV-17	R3873992
Tellurium (Te)-Total	0.0111		0.0040	mg/kg wwt	01-NOV-17	02-NOV-17	R3873992
Thallium (Tl)-Total	0.0266		0.0020	mg/kg	01-NOV-17	02-NOV-17	R3873992
Thallium (Tl)-Total	0.00666		0.00040	mg/kg wwt	01-NOV-17	02-NOV-17	R3873992
Tin (Sn)-Total	0.14		0.10	mg/kg	01-NOV-17	02-NOV-17	R3873992
Tin (Sn)-Total	0.034		0.020	mg/kg wwt	01-NOV-17	02-NOV-17	R3873992
Uranium (U)-Total	0.0128		0.0020	mg/kg	01-NOV-17	02-NOV-17	R3873992
Uranium (U)-Total	0.00319		0.00040	mg/kg wwt	01-NOV-17	02-NOV-17	R3873992
Vanadium (V)-Total	0.36		0.10	mg/kg	01-NOV-17	02-NOV-17	R3873992
Vanadium (V)-Total	0.089		0.020	mg/kg wwt	01-NOV-17	02-NOV-17	R3873992
Zinc (Zn)-Total	77.2		0.50	mg/kg	01-NOV-17	02-NOV-17	R3873992
Zinc (Zn)-Total	19.3		0.10	mg/kg wwt	01-NOV-17	02-NOV-17	R3873992
Zirconium (Zr)-Total	<0.20		0.20	mg/kg	01-NOV-17	02-NOV-17	R3873992
Zirconium (Zr)-Total	<0.040		0.040	mg/kg wwt	01-NOV-17	02-NOV-17	R3873992
L1992980-25 PINR-EXP-2017-WA06 LIVER Sampled By: KB PS on 15-SEP-17 @ 00:01 Matrix: Tissue							
Physical Tests							
% Moisture	80.7		0.50	%		01-NOV-17	R3873311
Metals							
Aluminum (Al)-Total	4.5		2.0	mg/kg	03-NOV-17	06-NOV-17	R3880609
Aluminum (Al)-Total	0.88		0.40	mg/kg wwt	03-NOV-17	06-NOV-17	R3880609
Antimony (Sb)-Total	<0.010		0.010	mg/kg	03-NOV-17	13-NOV-17	R3885372
Antimony (Sb)-Total	<0.0020		0.0020	mg/kg wwt	03-NOV-17	13-NOV-17	R3885372
Arsenic (As)-Total	0.239		0.020	mg/kg	03-NOV-17	06-NOV-17	R3880609
Arsenic (As)-Total	0.0461		0.0040	mg/kg wwt	03-NOV-17	06-NOV-17	R3880609
Barium (Ba)-Total	0.612		0.050	mg/kg	03-NOV-17	06-NOV-17	R3880609
Barium (Ba)-Total	0.118		0.010	mg/kg wwt	03-NOV-17	06-NOV-17	R3880609
Beryllium (Be)-Total	<0.010		0.010	mg/kg	03-NOV-17	06-NOV-17	R3880609
Beryllium (Be)-Total	<0.0020		0.0020	mg/kg wwt	03-NOV-17	06-NOV-17	R3880609
Bismuth (Bi)-Total	0.012		0.010	mg/kg	03-NOV-17	13-NOV-17	R3885372

* Refer to Referenced Information for Qualifiers (if any) and Methodology.

ALS ENVIRONMENTAL ANALYTICAL REPORT

Sample Details/Parameters	Result	Qualifier*	D.L.	Units	Extracted	Analyzed	Batch
L1992980-25 PINR-EXP-2017-WA06 LIVER Sampled By: KB PS on 15-SEP-17 @ 00:01 Matrix: Tissue							
Metals							
Bismuth (Bi)-Total	0.0024		0.0020	mg/kg wwt	03-NOV-17	13-NOV-17	R3885372
Boron (B)-Total	<1.0		1.0	mg/kg	03-NOV-17	06-NOV-17	R3880609
Boron (B)-Total	<0.20		0.20	mg/kg wwt	03-NOV-17	06-NOV-17	R3880609
Cadmium (Cd)-Total	0.937		0.0050	mg/kg	03-NOV-17	06-NOV-17	R3880609
Cadmium (Cd)-Total	0.181		0.0010	mg/kg wwt	03-NOV-17	06-NOV-17	R3880609
Calcium (Ca)-Total	625		20	mg/kg	03-NOV-17	06-NOV-17	R3880609
Calcium (Ca)-Total	121		4.0	mg/kg wwt	03-NOV-17	06-NOV-17	R3880609
Cesium (Cs)-Total	0.0269		0.0050	mg/kg	03-NOV-17	06-NOV-17	R3880609
Cesium (Cs)-Total	0.0052		0.0010	mg/kg wwt	03-NOV-17	06-NOV-17	R3880609
Chromium (Cr)-Total	0.057		0.050	mg/kg	03-NOV-17	06-NOV-17	R3880609
Chromium (Cr)-Total	0.011		0.010	mg/kg wwt	03-NOV-17	06-NOV-17	R3880609
Cobalt (Co)-Total	1.02		0.020	mg/kg	03-NOV-17	06-NOV-17	R3880609
Cobalt (Co)-Total	0.197		0.0040	mg/kg wwt	03-NOV-17	06-NOV-17	R3880609
Copper (Cu)-Total	8.18		0.10	mg/kg	03-NOV-17	06-NOV-17	R3880609
Copper (Cu)-Total	1.58		0.020	mg/kg wwt	03-NOV-17	06-NOV-17	R3880609
Iron (Fe)-Total	1250		3.0	mg/kg	03-NOV-17	06-NOV-17	R3880609
Iron (Fe)-Total	242		0.60	mg/kg wwt	03-NOV-17	06-NOV-17	R3880609
Lead (Pb)-Total	0.029		0.020	mg/kg	03-NOV-17	06-NOV-17	R3880609
Lead (Pb)-Total	0.0057		0.0040	mg/kg wwt	03-NOV-17	06-NOV-17	R3880609
Lithium (Li)-Total	<0.50		0.50	mg/kg	03-NOV-17	06-NOV-17	R3880609
Lithium (Li)-Total	<0.10		0.10	mg/kg wwt	03-NOV-17	06-NOV-17	R3880609
Magnesium (Mg)-Total	830		2.0	mg/kg	03-NOV-17	06-NOV-17	R3880609
Magnesium (Mg)-Total	160		0.40	mg/kg wwt	03-NOV-17	06-NOV-17	R3880609
Manganese (Mn)-Total	7.16		0.050	mg/kg	03-NOV-17	06-NOV-17	R3880609
Manganese (Mn)-Total	1.38		0.010	mg/kg wwt	03-NOV-17	06-NOV-17	R3880609
Mercury (Hg)-Total	0.490		0.0050	mg/kg	03-NOV-17	06-NOV-17	R3876874
Mercury (Hg)-Total	0.0947		0.0010	mg/kg wwt	03-NOV-17	06-NOV-17	R3876868
Molybdenum (Mo)-Total	0.643		0.020	mg/kg	03-NOV-17	06-NOV-17	R3880609
Molybdenum (Mo)-Total	0.124		0.0040	mg/kg wwt	03-NOV-17	06-NOV-17	R3880609
Nickel (Ni)-Total	<0.20		0.20	mg/kg	03-NOV-17	06-NOV-17	R3880609
Nickel (Ni)-Total	<0.040		0.040	mg/kg wwt	03-NOV-17	06-NOV-17	R3880609
Phosphorus (P)-Total	13900		10	mg/kg	03-NOV-17	06-NOV-17	R3880609
Phosphorus (P)-Total	2690		2.0	mg/kg wwt	03-NOV-17	06-NOV-17	R3880609
Potassium (K)-Total	10800		20	mg/kg	03-NOV-17	06-NOV-17	R3880609
Potassium (K)-Total	2080		4.0	mg/kg wwt	03-NOV-17	06-NOV-17	R3880609
Rubidium (Rb)-Total	27.8		0.050	mg/kg	03-NOV-17	06-NOV-17	R3880609
Rubidium (Rb)-Total	5.36		0.010	mg/kg wwt	03-NOV-17	06-NOV-17	R3880609
Selenium (Se)-Total	4.12		0.050	mg/kg	03-NOV-17	06-NOV-17	R3880609
Selenium (Se)-Total	0.795		0.010	mg/kg wwt	03-NOV-17	06-NOV-17	R3880609
Sodium (Na)-Total	10800		20	mg/kg	03-NOV-17	06-NOV-17	R3880609
Sodium (Na)-Total	2080		4.0	mg/kg wwt	03-NOV-17	06-NOV-17	R3880609

* Refer to Referenced Information for Qualifiers (if any) and Methodology.

ALS ENVIRONMENTAL ANALYTICAL REPORT

Sample Details/Parameters	Result	Qualifier*	D.L.	Units	Extracted	Analyzed	Batch
L1992980-25 PINR-EXP-2017-WA06 LIVER Sampled By: KB PS on 15-SEP-17 @ 00:01 Matrix: Tissue							
Metals							
Strontium (Sr)-Total	0.443		0.050	mg/kg	03-NOV-17	06-NOV-17	R3880609
Strontium (Sr)-Total	0.086		0.010	mg/kg wwt	03-NOV-17	06-NOV-17	R3880609
Tellurium (Te)-Total	<0.020		0.020	mg/kg	03-NOV-17	06-NOV-17	R3880609
Tellurium (Te)-Total	<0.0040		0.0040	mg/kg wwt	03-NOV-17	06-NOV-17	R3880609
Thallium (Tl)-Total	0.0343		0.0020	mg/kg	03-NOV-17	13-NOV-17	R3885372
Thallium (Tl)-Total	0.00662		0.00040	mg/kg wwt	03-NOV-17	13-NOV-17	R3885372
Tin (Sn)-Total	0.19		0.10	mg/kg	03-NOV-17	06-NOV-17	R3880609
Tin (Sn)-Total	0.036		0.020	mg/kg wwt	03-NOV-17	06-NOV-17	R3880609
Uranium (U)-Total	<0.0020		0.0020	mg/kg	03-NOV-17	06-NOV-17	R3880609
Uranium (U)-Total	<0.00040		0.00040	mg/kg wwt	03-NOV-17	06-NOV-17	R3880609
Vanadium (V)-Total	0.11		0.10	mg/kg	03-NOV-17	06-NOV-17	R3880609
Vanadium (V)-Total	0.021		0.020	mg/kg wwt	03-NOV-17	06-NOV-17	R3880609
Zinc (Zn)-Total	83.3		0.50	mg/kg	03-NOV-17	06-NOV-17	R3880609
Zinc (Zn)-Total	16.1		0.10	mg/kg wwt	03-NOV-17	06-NOV-17	R3880609
Zirconium (Zr)-Total	0.20		0.20	mg/kg	03-NOV-17	06-NOV-17	R3880609
Zirconium (Zr)-Total	<0.040		0.040	mg/kg wwt	03-NOV-17	06-NOV-17	R3880609
L1992980-26 PINR-EXP-2017-WA07 LIVER Sampled By: KB PS on 15-SEP-17 @ 00:01 Matrix: Tissue							
Physical Tests							
% Moisture	71.1		2.0	%		27-OCT-17	R3870389
Metals							
Aluminum (Al)-Total	13.0		5.0	mg/kg	30-OCT-17	03-NOV-17	R3874105
Aluminum (Al)-Total	3.8		1.0	mg/kg wwt	30-OCT-17	03-NOV-17	R3874105
Antimony (Sb)-Total	<0.010		0.010	mg/kg	30-OCT-17	03-NOV-17	R3874105
Antimony (Sb)-Total	<0.0020		0.0020	mg/kg wwt	30-OCT-17	03-NOV-17	R3874105
Arsenic (As)-Total	0.191		0.030	mg/kg	30-OCT-17	03-NOV-17	R3874105
Arsenic (As)-Total	0.0550		0.0060	mg/kg wwt	30-OCT-17	03-NOV-17	R3874105
Barium (Ba)-Total	0.410		0.050	mg/kg	30-OCT-17	03-NOV-17	R3874105
Barium (Ba)-Total	0.118		0.010	mg/kg wwt	30-OCT-17	03-NOV-17	R3874105
Beryllium (Be)-Total	<0.010		0.010	mg/kg	30-OCT-17	03-NOV-17	R3874105
Beryllium (Be)-Total	<0.0020		0.0020	mg/kg wwt	30-OCT-17	03-NOV-17	R3874105
Bismuth (Bi)-Total	0.015		0.010	mg/kg	30-OCT-17	03-NOV-17	R3874105
Bismuth (Bi)-Total	0.0044		0.0020	mg/kg wwt	30-OCT-17	03-NOV-17	R3874105
Boron (B)-Total	<1.0		1.0	mg/kg	30-OCT-17	03-NOV-17	R3874105
Boron (B)-Total	<0.20		0.20	mg/kg wwt	30-OCT-17	03-NOV-17	R3874105
Cadmium (Cd)-Total	7.86		0.010	mg/kg	30-OCT-17	03-NOV-17	R3874105
Cadmium (Cd)-Total	2.27		0.0020	mg/kg wwt	30-OCT-17	03-NOV-17	R3874105
Calcium (Ca)-Total	1940		20	mg/kg	30-OCT-17	03-NOV-17	R3874105
Calcium (Ca)-Total	560		4.0	mg/kg wwt	30-OCT-17	03-NOV-17	R3874105
Cesium (Cs)-Total	0.0187		0.0050	mg/kg	30-OCT-17	03-NOV-17	R3874105
Cesium (Cs)-Total	0.0054		0.0010	mg/kg wwt	30-OCT-17	03-NOV-17	R3874105

* Refer to Referenced Information for Qualifiers (if any) and Methodology.

ALS ENVIRONMENTAL ANALYTICAL REPORT

Sample Details/Parameters	Result	Qualifier*	D.L.	Units	Extracted	Analyzed	Batch
L1992980-26 PINR-EXP-2017-WA07 LIVER							
Sampled By: KB PS on 15-SEP-17 @ 00:01							
Matrix: Tissue							
Metals							
Chromium (Cr)-Total	0.23		0.20	mg/kg	30-OCT-17	03-NOV-17	R3874105
Chromium (Cr)-Total	0.065		0.040	mg/kg wwt	30-OCT-17	03-NOV-17	R3874105
Cobalt (Co)-Total	1.30		0.020	mg/kg	30-OCT-17	03-NOV-17	R3874105
Cobalt (Co)-Total	0.375		0.0040	mg/kg wwt	30-OCT-17	03-NOV-17	R3874105
Copper (Cu)-Total	7.86		0.20	mg/kg	30-OCT-17	03-NOV-17	R3874105
Copper (Cu)-Total	2.27		0.040	mg/kg wwt	30-OCT-17	03-NOV-17	R3874105
Iron (Fe)-Total	117		5.0	mg/kg	30-OCT-17	03-NOV-17	R3874105
Iron (Fe)-Total	33.9		1.0	mg/kg wwt	30-OCT-17	03-NOV-17	R3874105
Lead (Pb)-Total	<0.050		0.050	mg/kg	30-OCT-17	03-NOV-17	R3874105
Lead (Pb)-Total	<0.010		0.010	mg/kg wwt	30-OCT-17	03-NOV-17	R3874105
Lithium (Li)-Total	<0.50		0.50	mg/kg	30-OCT-17	03-NOV-17	R3874105
Lithium (Li)-Total	<0.10		0.10	mg/kg wwt	30-OCT-17	03-NOV-17	R3874105
Magnesium (Mg)-Total	559		2.0	mg/kg	30-OCT-17	03-NOV-17	R3874105
Magnesium (Mg)-Total	161		0.40	mg/kg wwt	30-OCT-17	03-NOV-17	R3874105
Manganese (Mn)-Total	9.41		0.050	mg/kg	30-OCT-17	03-NOV-17	R3874105
Manganese (Mn)-Total	2.72		0.010	mg/kg wwt	30-OCT-17	03-NOV-17	R3874105
Mercury (Hg)-Total	0.467		0.0050	mg/kg	30-OCT-17	03-NOV-17	R3874164
Mercury (Hg)-Total	0.135		0.0010	mg/kg wwt	30-OCT-17	03-NOV-17	R3874162
Molybdenum (Mo)-Total	0.515		0.040	mg/kg	30-OCT-17	03-NOV-17	R3874105
Molybdenum (Mo)-Total	0.149		0.0080	mg/kg wwt	30-OCT-17	03-NOV-17	R3874105
Nickel (Ni)-Total	<0.20		0.20	mg/kg	30-OCT-17	03-NOV-17	R3874105
Nickel (Ni)-Total	0.046		0.040	mg/kg wwt	30-OCT-17	03-NOV-17	R3874105
Phosphorus (P)-Total	10100		10	mg/kg	30-OCT-17	03-NOV-17	R3874105
Phosphorus (P)-Total	2900		2.0	mg/kg wwt	30-OCT-17	03-NOV-17	R3874105
Potassium (K)-Total	7250		20	mg/kg	30-OCT-17	03-NOV-17	R3874105
Potassium (K)-Total	2090		4.0	mg/kg wwt	30-OCT-17	03-NOV-17	R3874105
Rubidium (Rb)-Total	22.5		0.050	mg/kg	30-OCT-17	03-NOV-17	R3874105
Rubidium (Rb)-Total	6.48		0.010	mg/kg wwt	30-OCT-17	03-NOV-17	R3874105
Selenium (Se)-Total	3.29		0.10	mg/kg	30-OCT-17	03-NOV-17	R3874105
Selenium (Se)-Total	0.950		0.020	mg/kg wwt	30-OCT-17	03-NOV-17	R3874105
Sodium (Na)-Total	4450		20	mg/kg	30-OCT-17	03-NOV-17	R3874105
Sodium (Na)-Total	1280		4.0	mg/kg wwt	30-OCT-17	03-NOV-17	R3874105
Strontium (Sr)-Total	0.76		0.10	mg/kg	30-OCT-17	03-NOV-17	R3874105
Strontium (Sr)-Total	0.219		0.020	mg/kg wwt	30-OCT-17	03-NOV-17	R3874105
Tellurium (Te)-Total	<0.020		0.020	mg/kg	30-OCT-17	03-NOV-17	R3874105
Tellurium (Te)-Total	<0.0040		0.0040	mg/kg wwt	30-OCT-17	03-NOV-17	R3874105
Thallium (Tl)-Total	0.0335		0.0020	mg/kg	30-OCT-17	03-NOV-17	R3874105
Thallium (Tl)-Total	0.00966		0.00040	mg/kg wwt	30-OCT-17	03-NOV-17	R3874105
Tin (Sn)-Total	0.11		0.10	mg/kg	30-OCT-17	03-NOV-17	R3874105
Tin (Sn)-Total	0.030		0.020	mg/kg wwt	30-OCT-17	03-NOV-17	R3874105
Uranium (U)-Total	0.0169		0.0020	mg/kg	30-OCT-17	03-NOV-17	R3874105

* Refer to Referenced Information for Qualifiers (if any) and Methodology.

ALS ENVIRONMENTAL ANALYTICAL REPORT

Sample Details/Parameters	Result	Qualifier*	D.L.	Units	Extracted	Analyzed	Batch
L1992980-26 PINR-EXP-2017-WA07 LIVER Sampled By: KB PS on 15-SEP-17 @ 00:01 Matrix: Tissue							
Metals							
Uranium (U)-Total	0.00488		0.00040	mg/kg wwt	30-OCT-17	03-NOV-17	R3874105
Vanadium (V)-Total	0.68		0.10	mg/kg	30-OCT-17	03-NOV-17	R3874105
Vanadium (V)-Total	0.197		0.020	mg/kg wwt	30-OCT-17	03-NOV-17	R3874105
Zinc (Zn)-Total	62.4		1.0	mg/kg	30-OCT-17	03-NOV-17	R3874105
Zinc (Zn)-Total	18.0		0.20	mg/kg wwt	30-OCT-17	03-NOV-17	R3874105
Zirconium (Zr)-Total	<0.20		0.20	mg/kg	30-OCT-17	03-NOV-17	R3874105
Zirconium (Zr)-Total	<0.040		0.040	mg/kg wwt	30-OCT-17	03-NOV-17	R3874105
L1992980-27 PINR-EXP-2017-WA08 LIVER Sampled By: KB PS on 15-SEP-17 @ 00:01 Matrix: Tissue							
Physical Tests							
% Moisture	73.8		2.0	%		27-OCT-17	R3870389
Metals							
Aluminum (Al)-Total	<5.0		5.0	mg/kg	30-OCT-17	03-NOV-17	R3874105
Aluminum (Al)-Total	<1.0		1.0	mg/kg wwt	30-OCT-17	03-NOV-17	R3874105
Antimony (Sb)-Total	<0.010		0.010	mg/kg	30-OCT-17	03-NOV-17	R3874105
Antimony (Sb)-Total	<0.0020		0.0020	mg/kg wwt	30-OCT-17	03-NOV-17	R3874105
Arsenic (As)-Total	0.336		0.030	mg/kg	30-OCT-17	03-NOV-17	R3874105
Arsenic (As)-Total	0.0880		0.0060	mg/kg wwt	30-OCT-17	03-NOV-17	R3874105
Barium (Ba)-Total	0.542		0.050	mg/kg	30-OCT-17	03-NOV-17	R3874105
Barium (Ba)-Total	0.142		0.010	mg/kg wwt	30-OCT-17	03-NOV-17	R3874105
Beryllium (Be)-Total	<0.010		0.010	mg/kg	30-OCT-17	03-NOV-17	R3874105
Beryllium (Be)-Total	<0.0020		0.0020	mg/kg wwt	30-OCT-17	03-NOV-17	R3874105
Bismuth (Bi)-Total	<0.010		0.010	mg/kg	30-OCT-17	03-NOV-17	R3874105
Bismuth (Bi)-Total	<0.0020		0.0020	mg/kg wwt	30-OCT-17	03-NOV-17	R3874105
Boron (B)-Total	<1.0		1.0	mg/kg	30-OCT-17	03-NOV-17	R3874105
Boron (B)-Total	<0.20		0.20	mg/kg wwt	30-OCT-17	03-NOV-17	R3874105
Cadmium (Cd)-Total	1.46		0.010	mg/kg	30-OCT-17	03-NOV-17	R3874105
Cadmium (Cd)-Total	0.382		0.0020	mg/kg wwt	30-OCT-17	03-NOV-17	R3874105
Calcium (Ca)-Total	349		20	mg/kg	30-OCT-17	03-NOV-17	R3874105
Calcium (Ca)-Total	91.2		4.0	mg/kg wwt	30-OCT-17	03-NOV-17	R3874105
Cesium (Cs)-Total	0.0203		0.0050	mg/kg	30-OCT-17	03-NOV-17	R3874105
Cesium (Cs)-Total	0.0053		0.0010	mg/kg wwt	30-OCT-17	03-NOV-17	R3874105
Chromium (Cr)-Total	<0.20		0.20	mg/kg	30-OCT-17	03-NOV-17	R3874105
Chromium (Cr)-Total	<0.040		0.040	mg/kg wwt	30-OCT-17	03-NOV-17	R3874105
Cobalt (Co)-Total	0.915		0.020	mg/kg	30-OCT-17	03-NOV-17	R3874105
Cobalt (Co)-Total	0.239		0.0040	mg/kg wwt	30-OCT-17	03-NOV-17	R3874105
Copper (Cu)-Total	5.52		0.20	mg/kg	30-OCT-17	03-NOV-17	R3874105
Copper (Cu)-Total	1.44		0.040	mg/kg wwt	30-OCT-17	03-NOV-17	R3874105
Iron (Fe)-Total	231		5.0	mg/kg	30-OCT-17	03-NOV-17	R3874105
Iron (Fe)-Total	60.5		1.0	mg/kg wwt	30-OCT-17	03-NOV-17	R3874105
Lead (Pb)-Total	<0.050		0.050	mg/kg	30-OCT-17	03-NOV-17	R3874105

* Refer to Referenced Information for Qualifiers (if any) and Methodology.

ALS ENVIRONMENTAL ANALYTICAL REPORT

Sample Details/Parameters	Result	Qualifier*	D.L.	Units	Extracted	Analyzed	Batch
L1992980-27 PINR-EXP-2017-WA08 LIVER Sampled By: KB PS on 15-SEP-17 @ 00:01 Matrix: Tissue							
Metals							
Lead (Pb)-Total	<0.010		0.010	mg/kg wwt	30-OCT-17	03-NOV-17	R3874105
Lithium (Li)-Total	<0.50		0.50	mg/kg	30-OCT-17	03-NOV-17	R3874105
Lithium (Li)-Total	<0.10		0.10	mg/kg wwt	30-OCT-17	03-NOV-17	R3874105
Magnesium (Mg)-Total	635		2.0	mg/kg	30-OCT-17	03-NOV-17	R3874105
Magnesium (Mg)-Total	166		0.40	mg/kg wwt	30-OCT-17	03-NOV-17	R3874105
Manganese (Mn)-Total	7.40		0.050	mg/kg	30-OCT-17	03-NOV-17	R3874105
Manganese (Mn)-Total	1.94		0.010	mg/kg wwt	30-OCT-17	03-NOV-17	R3874105
Mercury (Hg)-Total	0.303		0.0050	mg/kg	30-OCT-17	03-NOV-17	R3874164
Mercury (Hg)-Total	0.0792		0.0010	mg/kg wwt	30-OCT-17	03-NOV-17	R3874162
Molybdenum (Mo)-Total	0.644		0.040	mg/kg	30-OCT-17	03-NOV-17	R3874105
Molybdenum (Mo)-Total	0.168		0.0080	mg/kg wwt	30-OCT-17	03-NOV-17	R3874105
Nickel (Ni)-Total	<0.20		0.20	mg/kg	30-OCT-17	03-NOV-17	R3874105
Nickel (Ni)-Total	<0.040		0.040	mg/kg wwt	30-OCT-17	03-NOV-17	R3874105
Phosphorus (P)-Total	10600		10	mg/kg	30-OCT-17	03-NOV-17	R3874105
Phosphorus (P)-Total	2770		2.0	mg/kg wwt	30-OCT-17	03-NOV-17	R3874105
Potassium (K)-Total	9560		20	mg/kg	30-OCT-17	03-NOV-17	R3874105
Potassium (K)-Total	2500		4.0	mg/kg wwt	30-OCT-17	03-NOV-17	R3874105
Rubidium (Rb)-Total	32.6		0.050	mg/kg	30-OCT-17	03-NOV-17	R3874105
Rubidium (Rb)-Total	8.53		0.010	mg/kg wwt	30-OCT-17	03-NOV-17	R3874105
Selenium (Se)-Total	2.81		0.10	mg/kg	30-OCT-17	03-NOV-17	R3874105
Selenium (Se)-Total	0.734		0.020	mg/kg wwt	30-OCT-17	03-NOV-17	R3874105
Sodium (Na)-Total	4040		20	mg/kg	30-OCT-17	03-NOV-17	R3874105
Sodium (Na)-Total	1060		4.0	mg/kg wwt	30-OCT-17	03-NOV-17	R3874105
Strontium (Sr)-Total	0.17		0.10	mg/kg	30-OCT-17	03-NOV-17	R3874105
Strontium (Sr)-Total	0.044		0.020	mg/kg wwt	30-OCT-17	03-NOV-17	R3874105
Tellurium (Te)-Total	<0.020		0.020	mg/kg	30-OCT-17	03-NOV-17	R3874105
Tellurium (Te)-Total	<0.0040		0.0040	mg/kg wwt	30-OCT-17	03-NOV-17	R3874105
Thallium (Tl)-Total	0.0397		0.0020	mg/kg	30-OCT-17	03-NOV-17	R3874105
Thallium (Tl)-Total	0.0104		0.00040	mg/kg wwt	30-OCT-17	03-NOV-17	R3874105
Tin (Sn)-Total	<0.10		0.10	mg/kg	30-OCT-17	03-NOV-17	R3874105
Tin (Sn)-Total	0.024		0.020	mg/kg wwt	30-OCT-17	03-NOV-17	R3874105
Uranium (U)-Total	0.0029		0.0020	mg/kg	30-OCT-17	03-NOV-17	R3874105
Uranium (U)-Total	0.00077		0.00040	mg/kg wwt	30-OCT-17	03-NOV-17	R3874105
Vanadium (V)-Total	0.18		0.10	mg/kg	30-OCT-17	03-NOV-17	R3874105
Vanadium (V)-Total	0.046		0.020	mg/kg wwt	30-OCT-17	03-NOV-17	R3874105
Zinc (Zn)-Total	64.7		1.0	mg/kg	30-OCT-17	03-NOV-17	R3874105
Zinc (Zn)-Total	16.9		0.20	mg/kg wwt	30-OCT-17	03-NOV-17	R3874105
Zirconium (Zr)-Total	<0.20		0.20	mg/kg	30-OCT-17	03-NOV-17	R3874105
Zirconium (Zr)-Total	<0.040		0.040	mg/kg wwt	30-OCT-17	03-NOV-17	R3874105
L1992980-28 PINR-EXP-2017-WA09 LIVER Sampled By: KB PS on 16-SEP-17 @ 00:01 Matrix: Tissue							

* Refer to Referenced Information for Qualifiers (if any) and Methodology.

ALS ENVIRONMENTAL ANALYTICAL REPORT

Sample Details/Parameters	Result	Qualifier*	D.L.	Units	Extracted	Analyzed	Batch
L1992980-28 PINR-EXP-2017-WA09 LIVER Sampled By: KB PS on 16-SEP-17 @ 00:01 Matrix: Tissue							
Physical Tests							
% Moisture	79.5		0.50	%		01-NOV-17	R3873311
Metals							
Aluminum (Al)-Total	3.1		2.0	mg/kg	03-NOV-17	06-NOV-17	R3880609
Aluminum (Al)-Total	0.63		0.40	mg/kg wwt	03-NOV-17	06-NOV-17	R3880609
Antimony (Sb)-Total	0.010		0.010	mg/kg	03-NOV-17	06-NOV-17	R3880609
Antimony (Sb)-Total	0.0021		0.0020	mg/kg wwt	03-NOV-17	06-NOV-17	R3880609
Arsenic (As)-Total	0.150		0.020	mg/kg	03-NOV-17	06-NOV-17	R3880609
Arsenic (As)-Total	0.0308		0.0040	mg/kg wwt	03-NOV-17	06-NOV-17	R3880609
Barium (Ba)-Total	0.656		0.050	mg/kg	03-NOV-17	06-NOV-17	R3880609
Barium (Ba)-Total	0.135		0.010	mg/kg wwt	03-NOV-17	06-NOV-17	R3880609
Beryllium (Be)-Total	<0.010		0.010	mg/kg	03-NOV-17	06-NOV-17	R3880609
Beryllium (Be)-Total	<0.0020		0.0020	mg/kg wwt	03-NOV-17	06-NOV-17	R3880609
Bismuth (Bi)-Total	0.015		0.010	mg/kg	03-NOV-17	06-NOV-17	R3880609
Bismuth (Bi)-Total	0.0030		0.0020	mg/kg wwt	03-NOV-17	06-NOV-17	R3880609
Boron (B)-Total	<1.0		1.0	mg/kg	03-NOV-17	06-NOV-17	R3880609
Boron (B)-Total	<0.20		0.20	mg/kg wwt	03-NOV-17	06-NOV-17	R3880609
Cadmium (Cd)-Total	1.84		0.0050	mg/kg	03-NOV-17	06-NOV-17	R3880609
Cadmium (Cd)-Total	0.378		0.0010	mg/kg wwt	03-NOV-17	06-NOV-17	R3880609
Calcium (Ca)-Total	359		20	mg/kg	03-NOV-17	06-NOV-17	R3880609
Calcium (Ca)-Total	73.6		4.0	mg/kg wwt	03-NOV-17	06-NOV-17	R3880609
Cesium (Cs)-Total	0.0164		0.0050	mg/kg	03-NOV-17	06-NOV-17	R3880609
Cesium (Cs)-Total	0.0034		0.0010	mg/kg wwt	03-NOV-17	06-NOV-17	R3880609
Chromium (Cr)-Total	<0.050		0.050	mg/kg	03-NOV-17	06-NOV-17	R3880609
Chromium (Cr)-Total	<0.010		0.010	mg/kg wwt	03-NOV-17	06-NOV-17	R3880609
Cobalt (Co)-Total	0.701		0.020	mg/kg	03-NOV-17	06-NOV-17	R3880609
Cobalt (Co)-Total	0.144		0.0040	mg/kg wwt	03-NOV-17	06-NOV-17	R3880609
Copper (Cu)-Total	5.77		0.10	mg/kg	03-NOV-17	06-NOV-17	R3880609
Copper (Cu)-Total	1.18		0.020	mg/kg wwt	03-NOV-17	06-NOV-17	R3880609
Iron (Fe)-Total	243		3.0	mg/kg	03-NOV-17	06-NOV-17	R3880609
Iron (Fe)-Total	49.8		0.60	mg/kg wwt	03-NOV-17	06-NOV-17	R3880609
Lead (Pb)-Total	0.024		0.020	mg/kg	03-NOV-17	06-NOV-17	R3880609
Lead (Pb)-Total	0.0048		0.0040	mg/kg wwt	03-NOV-17	06-NOV-17	R3880609
Lithium (Li)-Total	<0.50		0.50	mg/kg	03-NOV-17	06-NOV-17	R3880609
Lithium (Li)-Total	<0.10		0.10	mg/kg wwt	03-NOV-17	06-NOV-17	R3880609
Magnesium (Mg)-Total	835		2.0	mg/kg	03-NOV-17	06-NOV-17	R3880609
Magnesium (Mg)-Total	171		0.40	mg/kg wwt	03-NOV-17	06-NOV-17	R3880609
Manganese (Mn)-Total	7.64		0.050	mg/kg	03-NOV-17	06-NOV-17	R3880609
Manganese (Mn)-Total	1.57		0.010	mg/kg wwt	03-NOV-17	06-NOV-17	R3880609
Mercury (Hg)-Total	0.706		0.0050	mg/kg	03-NOV-17	06-NOV-17	R3876874
Mercury (Hg)-Total	0.145		0.0010	mg/kg wwt	03-NOV-17	06-NOV-17	R3876868
Molybdenum (Mo)-Total	0.611		0.020	mg/kg	03-NOV-17	06-NOV-17	R3880609

* Refer to Referenced Information for Qualifiers (if any) and Methodology.

ALS ENVIRONMENTAL ANALYTICAL REPORT

Sample Details/Parameters	Result	Qualifier*	D.L.	Units	Extracted	Analyzed	Batch
L1992980-28 PINR-EXP-2017-WA09 LIVER Sampled By: KB PS on 16-SEP-17 @ 00:01 Matrix: Tissue							
Metals							
Molybdenum (Mo)-Total	0.125		0.0040	mg/kg wwt	03-NOV-17	06-NOV-17	R3880609
Nickel (Ni)-Total	<0.20		0.20	mg/kg	03-NOV-17	06-NOV-17	R3880609
Nickel (Ni)-Total	<0.040		0.040	mg/kg wwt	03-NOV-17	06-NOV-17	R3880609
Phosphorus (P)-Total	14000		10	mg/kg	03-NOV-17	06-NOV-17	R3880609
Phosphorus (P)-Total	2870		2.0	mg/kg wwt	03-NOV-17	06-NOV-17	R3880609
Potassium (K)-Total	14900		20	mg/kg	03-NOV-17	06-NOV-17	R3880609
Potassium (K)-Total	3060		4.0	mg/kg wwt	03-NOV-17	06-NOV-17	R3880609
Rubidium (Rb)-Total	27.4		0.050	mg/kg	03-NOV-17	06-NOV-17	R3880609
Rubidium (Rb)-Total	5.61		0.010	mg/kg wwt	03-NOV-17	06-NOV-17	R3880609
Selenium (Se)-Total	3.88		0.050	mg/kg	03-NOV-17	06-NOV-17	R3880609
Selenium (Se)-Total	0.794		0.010	mg/kg wwt	03-NOV-17	06-NOV-17	R3880609
Sodium (Na)-Total	6000		20	mg/kg	03-NOV-17	06-NOV-17	R3880609
Sodium (Na)-Total	1230		4.0	mg/kg wwt	03-NOV-17	06-NOV-17	R3880609
Strontium (Sr)-Total	0.202		0.050	mg/kg	03-NOV-17	06-NOV-17	R3880609
Strontium (Sr)-Total	0.041		0.010	mg/kg wwt	03-NOV-17	06-NOV-17	R3880609
Tellurium (Te)-Total	<0.020		0.020	mg/kg	03-NOV-17	06-NOV-17	R3880609
Tellurium (Te)-Total	<0.0040		0.0040	mg/kg wwt	03-NOV-17	06-NOV-17	R3880609
Thallium (Tl)-Total	0.0424		0.0020	mg/kg	03-NOV-17	06-NOV-17	R3880609
Thallium (Tl)-Total	0.00870		0.00040	mg/kg wwt	03-NOV-17	06-NOV-17	R3880609
Tin (Sn)-Total	0.13		0.10	mg/kg	03-NOV-17	06-NOV-17	R3880609
Tin (Sn)-Total	0.026		0.020	mg/kg wwt	03-NOV-17	06-NOV-17	R3880609
Uranium (U)-Total	<0.0020		0.0020	mg/kg	03-NOV-17	06-NOV-17	R3880609
Uranium (U)-Total	<0.00040		0.00040	mg/kg wwt	03-NOV-17	06-NOV-17	R3880609
Vanadium (V)-Total	0.12		0.10	mg/kg	03-NOV-17	06-NOV-17	R3880609
Vanadium (V)-Total	0.025		0.020	mg/kg wwt	03-NOV-17	06-NOV-17	R3880609
Zinc (Zn)-Total	82.6		0.50	mg/kg	03-NOV-17	06-NOV-17	R3880609
Zinc (Zn)-Total	16.9		0.10	mg/kg wwt	03-NOV-17	06-NOV-17	R3880609
Zirconium (Zr)-Total	<0.20		0.20	mg/kg	03-NOV-17	06-NOV-17	R3880609
Zirconium (Zr)-Total	<0.040		0.040	mg/kg wwt	03-NOV-17	06-NOV-17	R3880609
L1992980-29 PINR-EXP-2017-WA10 LIVER Sampled By: KB PS on 16-SEP-17 @ 00:01 Matrix: Tissue							
Physical Tests							
% Moisture	76.8		0.50	%		01-NOV-17	R3873311
Metals							
Aluminum (Al)-Total	5.3		2.0	mg/kg	03-NOV-17	06-NOV-17	R3880609
Aluminum (Al)-Total	1.22		0.40	mg/kg wwt	03-NOV-17	06-NOV-17	R3880609
Antimony (Sb)-Total	<0.010		0.010	mg/kg	03-NOV-17	06-NOV-17	R3880609
Antimony (Sb)-Total	<0.0020		0.0020	mg/kg wwt	03-NOV-17	06-NOV-17	R3880609
Arsenic (As)-Total	0.134		0.020	mg/kg	03-NOV-17	06-NOV-17	R3880609
Arsenic (As)-Total	0.0311		0.0040	mg/kg wwt	03-NOV-17	06-NOV-17	R3880609
Barium (Ba)-Total	0.649		0.050	mg/kg	03-NOV-17	06-NOV-17	R3880609

* Refer to Referenced Information for Qualifiers (if any) and Methodology.

ALS ENVIRONMENTAL ANALYTICAL REPORT

Sample Details/Parameters	Result	Qualifier*	D.L.	Units	Extracted	Analyzed	Batch
L1992980-29 PINR-EXP-2017-WA10 LIVER Sampled By: KB PS on 16-SEP-17 @ 00:01 Matrix: Tissue							
Metals							
Barium (Ba)-Total	0.151		0.010	mg/kg wwt	03-NOV-17	06-NOV-17	R3880609
Beryllium (Be)-Total	<0.010		0.010	mg/kg	03-NOV-17	06-NOV-17	R3880609
Beryllium (Be)-Total	<0.0020		0.0020	mg/kg wwt	03-NOV-17	06-NOV-17	R3880609
Bismuth (Bi)-Total	0.018		0.010	mg/kg	03-NOV-17	06-NOV-17	R3880609
Bismuth (Bi)-Total	0.0042		0.0020	mg/kg wwt	03-NOV-17	06-NOV-17	R3880609
Boron (B)-Total	<1.0		1.0	mg/kg	03-NOV-17	06-NOV-17	R3880609
Boron (B)-Total	<0.20		0.20	mg/kg wwt	03-NOV-17	06-NOV-17	R3880609
Cadmium (Cd)-Total	0.663		0.0050	mg/kg	03-NOV-17	06-NOV-17	R3880609
Cadmium (Cd)-Total	0.154		0.0010	mg/kg wwt	03-NOV-17	06-NOV-17	R3880609
Calcium (Ca)-Total	488		20	mg/kg	03-NOV-17	06-NOV-17	R3880609
Calcium (Ca)-Total	113		4.0	mg/kg wwt	03-NOV-17	06-NOV-17	R3880609
Cesium (Cs)-Total	0.0174		0.0050	mg/kg	03-NOV-17	06-NOV-17	R3880609
Cesium (Cs)-Total	0.0040		0.0010	mg/kg wwt	03-NOV-17	06-NOV-17	R3880609
Chromium (Cr)-Total	<0.050		0.050	mg/kg	03-NOV-17	06-NOV-17	R3880609
Chromium (Cr)-Total	<0.010		0.010	mg/kg wwt	03-NOV-17	06-NOV-17	R3880609
Cobalt (Co)-Total	0.618		0.020	mg/kg	03-NOV-17	06-NOV-17	R3880609
Cobalt (Co)-Total	0.143		0.0040	mg/kg wwt	03-NOV-17	06-NOV-17	R3880609
Copper (Cu)-Total	6.89		0.10	mg/kg	03-NOV-17	06-NOV-17	R3880609
Copper (Cu)-Total	1.60		0.020	mg/kg wwt	03-NOV-17	06-NOV-17	R3880609
Iron (Fe)-Total	257		3.0	mg/kg	03-NOV-17	06-NOV-17	R3880609
Iron (Fe)-Total	59.8		0.60	mg/kg wwt	03-NOV-17	06-NOV-17	R3880609
Lead (Pb)-Total	<0.020		0.020	mg/kg	03-NOV-17	06-NOV-17	R3880609
Lead (Pb)-Total	<0.0040		0.0040	mg/kg wwt	03-NOV-17	06-NOV-17	R3880609
Lithium (Li)-Total	<0.50		0.50	mg/kg	03-NOV-17	06-NOV-17	R3880609
Lithium (Li)-Total	<0.10		0.10	mg/kg wwt	03-NOV-17	06-NOV-17	R3880609
Magnesium (Mg)-Total	902		2.0	mg/kg	03-NOV-17	06-NOV-17	R3880609
Magnesium (Mg)-Total	209		0.40	mg/kg wwt	03-NOV-17	06-NOV-17	R3880609
Manganese (Mn)-Total	9.82		0.050	mg/kg	03-NOV-17	06-NOV-17	R3880609
Manganese (Mn)-Total	2.28		0.010	mg/kg wwt	03-NOV-17	06-NOV-17	R3880609
Mercury (Hg)-Total	0.829		0.0050	mg/kg	03-NOV-17	06-NOV-17	R3876874
Mercury (Hg)-Total	0.192		0.0010	mg/kg wwt	03-NOV-17	06-NOV-17	R3876868
Molybdenum (Mo)-Total	0.763		0.020	mg/kg	03-NOV-17	06-NOV-17	R3880609
Molybdenum (Mo)-Total	0.177		0.0040	mg/kg wwt	03-NOV-17	06-NOV-17	R3880609
Nickel (Ni)-Total	<0.20		0.20	mg/kg	03-NOV-17	06-NOV-17	R3880609
Nickel (Ni)-Total	<0.040		0.040	mg/kg wwt	03-NOV-17	06-NOV-17	R3880609
Phosphorus (P)-Total	16400		10	mg/kg	03-NOV-17	06-NOV-17	R3880609
Phosphorus (P)-Total	3800		2.0	mg/kg wwt	03-NOV-17	06-NOV-17	R3880609
Potassium (K)-Total	14300		20	mg/kg	03-NOV-17	06-NOV-17	R3880609
Potassium (K)-Total	3310		4.0	mg/kg wwt	03-NOV-17	06-NOV-17	R3880609
Rubidium (Rb)-Total	22.0		0.050	mg/kg	03-NOV-17	06-NOV-17	R3880609
Rubidium (Rb)-Total	5.11		0.010	mg/kg wwt	03-NOV-17	06-NOV-17	R3880609

* Refer to Referenced Information for Qualifiers (if any) and Methodology.

ALS ENVIRONMENTAL ANALYTICAL REPORT

Sample Details/Parameters	Result	Qualifier*	D.L.	Units	Extracted	Analyzed	Batch
L1992980-29 PINR-EXP-2017-WA10 LIVER Sampled By: KB PS on 16-SEP-17 @ 00:01 Matrix: Tissue							
Metals							
Selenium (Se)-Total	4.36		0.050	mg/kg	03-NOV-17	06-NOV-17	R3880609
Selenium (Se)-Total	1.01		0.010	mg/kg wwt	03-NOV-17	06-NOV-17	R3880609
Sodium (Na)-Total	4070		20	mg/kg	03-NOV-17	06-NOV-17	R3880609
Sodium (Na)-Total	945		4.0	mg/kg wwt	03-NOV-17	06-NOV-17	R3880609
Strontium (Sr)-Total	0.215		0.050	mg/kg	03-NOV-17	06-NOV-17	R3880609
Strontium (Sr)-Total	0.050		0.010	mg/kg wwt	03-NOV-17	06-NOV-17	R3880609
Tellurium (Te)-Total	<0.020		0.020	mg/kg	03-NOV-17	06-NOV-17	R3880609
Tellurium (Te)-Total	<0.0040		0.0040	mg/kg wwt	03-NOV-17	06-NOV-17	R3880609
Thallium (Tl)-Total	0.0314		0.0020	mg/kg	03-NOV-17	06-NOV-17	R3880609
Thallium (Tl)-Total	0.00728		0.00040	mg/kg wwt	03-NOV-17	06-NOV-17	R3880609
Tin (Sn)-Total	<0.10		0.10	mg/kg	03-NOV-17	06-NOV-17	R3880609
Tin (Sn)-Total	0.023		0.020	mg/kg wwt	03-NOV-17	06-NOV-17	R3880609
Uranium (U)-Total	<0.0020		0.0020	mg/kg	03-NOV-17	06-NOV-17	R3880609
Uranium (U)-Total	<0.00040		0.00040	mg/kg wwt	03-NOV-17	06-NOV-17	R3880609
Vanadium (V)-Total	<0.10		0.10	mg/kg	03-NOV-17	06-NOV-17	R3880609
Vanadium (V)-Total	0.020		0.020	mg/kg wwt	03-NOV-17	06-NOV-17	R3880609
Zinc (Zn)-Total	92.0		0.50	mg/kg	03-NOV-17	06-NOV-17	R3880609
Zinc (Zn)-Total	21.4		0.10	mg/kg wwt	03-NOV-17	06-NOV-17	R3880609
Zirconium (Zr)-Total	<0.20		0.20	mg/kg	03-NOV-17	06-NOV-17	R3880609
Zirconium (Zr)-Total	<0.040		0.040	mg/kg wwt	03-NOV-17	06-NOV-17	R3880609
L1992980-30 PINR-EXP-2017-WA11 LIVER Sampled By: KB PS on 16-SEP-17 @ 00:01 Matrix: Tissue							
Physical Tests							
% Moisture	72.0		2.0	%		27-OCT-17	R3870389
Metals							
Aluminum (Al)-Total	<5.0		5.0	mg/kg	30-OCT-17	03-NOV-17	R3874105
Aluminum (Al)-Total	<1.0		1.0	mg/kg wwt	30-OCT-17	03-NOV-17	R3874105
Antimony (Sb)-Total	<0.010		0.010	mg/kg	30-OCT-17	03-NOV-17	R3874105
Antimony (Sb)-Total	<0.0020		0.0020	mg/kg wwt	30-OCT-17	03-NOV-17	R3874105
Arsenic (As)-Total	0.214		0.030	mg/kg	30-OCT-17	03-NOV-17	R3874105
Arsenic (As)-Total	0.0599		0.0060	mg/kg wwt	30-OCT-17	03-NOV-17	R3874105
Barium (Ba)-Total	0.285		0.050	mg/kg	30-OCT-17	03-NOV-17	R3874105
Barium (Ba)-Total	0.080		0.010	mg/kg wwt	30-OCT-17	03-NOV-17	R3874105
Beryllium (Be)-Total	<0.010		0.010	mg/kg	30-OCT-17	03-NOV-17	R3874105
Beryllium (Be)-Total	<0.0020		0.0020	mg/kg wwt	30-OCT-17	03-NOV-17	R3874105
Bismuth (Bi)-Total	<0.010		0.010	mg/kg	30-OCT-17	03-NOV-17	R3874105
Bismuth (Bi)-Total	<0.0020		0.0020	mg/kg wwt	30-OCT-17	03-NOV-17	R3874105
Boron (B)-Total	<1.0		1.0	mg/kg	30-OCT-17	03-NOV-17	R3874105
Boron (B)-Total	<0.20		0.20	mg/kg wwt	30-OCT-17	03-NOV-17	R3874105
Cadmium (Cd)-Total	2.57		0.010	mg/kg	30-OCT-17	03-NOV-17	R3874105
Cadmium (Cd)-Total	0.721		0.0020	mg/kg wwt	30-OCT-17	03-NOV-17	R3874105

* Refer to Referenced Information for Qualifiers (if any) and Methodology.

ALS ENVIRONMENTAL ANALYTICAL REPORT

Sample Details/Parameters	Result	Qualifier*	D.L.	Units	Extracted	Analyzed	Batch
L1992980-30 PINR-EXP-2017-WA11 LIVER							
Sampled By: KB PS on 16-SEP-17 @ 00:01							
Matrix: Tissue							
Metals							
Calcium (Ca)-Total	382		20	mg/kg	30-OCT-17	03-NOV-17	R3874105
Calcium (Ca)-Total	107		4.0	mg/kg wwt	30-OCT-17	03-NOV-17	R3874105
Cesium (Cs)-Total	0.0112		0.0050	mg/kg	30-OCT-17	03-NOV-17	R3874105
Cesium (Cs)-Total	0.0031		0.0010	mg/kg wwt	30-OCT-17	03-NOV-17	R3874105
Chromium (Cr)-Total	<0.20		0.20	mg/kg	30-OCT-17	03-NOV-17	R3874105
Chromium (Cr)-Total	<0.040		0.040	mg/kg wwt	30-OCT-17	03-NOV-17	R3874105
Cobalt (Co)-Total	1.31		0.020	mg/kg	30-OCT-17	03-NOV-17	R3874105
Cobalt (Co)-Total	0.368		0.0040	mg/kg wwt	30-OCT-17	03-NOV-17	R3874105
Copper (Cu)-Total	8.39		0.20	mg/kg	30-OCT-17	03-NOV-17	R3874105
Copper (Cu)-Total	2.35		0.040	mg/kg wwt	30-OCT-17	03-NOV-17	R3874105
Iron (Fe)-Total	385		5.0	mg/kg	30-OCT-17	03-NOV-17	R3874105
Iron (Fe)-Total	108		1.0	mg/kg wwt	30-OCT-17	03-NOV-17	R3874105
Lead (Pb)-Total	<0.050		0.050	mg/kg	30-OCT-17	03-NOV-17	R3874105
Lead (Pb)-Total	<0.010		0.010	mg/kg wwt	30-OCT-17	03-NOV-17	R3874105
Lithium (Li)-Total	<0.50		0.50	mg/kg	30-OCT-17	03-NOV-17	R3874105
Lithium (Li)-Total	<0.10		0.10	mg/kg wwt	30-OCT-17	03-NOV-17	R3874105
Magnesium (Mg)-Total	594		2.0	mg/kg	30-OCT-17	03-NOV-17	R3874105
Magnesium (Mg)-Total	167		0.40	mg/kg wwt	30-OCT-17	03-NOV-17	R3874105
Manganese (Mn)-Total	6.56		0.050	mg/kg	30-OCT-17	03-NOV-17	R3874105
Manganese (Mn)-Total	1.84		0.010	mg/kg wwt	30-OCT-17	03-NOV-17	R3874105
Mercury (Hg)-Total	0.387		0.0050	mg/kg	30-OCT-17	03-NOV-17	R3874164
Mercury (Hg)-Total	0.108		0.0010	mg/kg wwt	30-OCT-17	03-NOV-17	R3874162
Molybdenum (Mo)-Total	0.675		0.040	mg/kg	30-OCT-17	03-NOV-17	R3874105
Molybdenum (Mo)-Total	0.189		0.0080	mg/kg wwt	30-OCT-17	03-NOV-17	R3874105
Nickel (Ni)-Total	<0.20		0.20	mg/kg	30-OCT-17	03-NOV-17	R3874105
Nickel (Ni)-Total	<0.040		0.040	mg/kg wwt	30-OCT-17	03-NOV-17	R3874105
Phosphorus (P)-Total	10200		10	mg/kg	30-OCT-17	03-NOV-17	R3874105
Phosphorus (P)-Total	2870		2.0	mg/kg wwt	30-OCT-17	03-NOV-17	R3874105
Potassium (K)-Total	8290		20	mg/kg	30-OCT-17	03-NOV-17	R3874105
Potassium (K)-Total	2320		4.0	mg/kg wwt	30-OCT-17	03-NOV-17	R3874105
Rubidium (Rb)-Total	13.8		0.050	mg/kg	30-OCT-17	03-NOV-17	R3874105
Rubidium (Rb)-Total	3.88		0.010	mg/kg wwt	30-OCT-17	03-NOV-17	R3874105
Selenium (Se)-Total	3.38		0.10	mg/kg	30-OCT-17	03-NOV-17	R3874105
Selenium (Se)-Total	0.947		0.020	mg/kg wwt	30-OCT-17	03-NOV-17	R3874105
Sodium (Na)-Total	4180		20	mg/kg	30-OCT-17	03-NOV-17	R3874105
Sodium (Na)-Total	1170		4.0	mg/kg wwt	30-OCT-17	03-NOV-17	R3874105
Strontium (Sr)-Total	0.17		0.10	mg/kg	30-OCT-17	03-NOV-17	R3874105
Strontium (Sr)-Total	0.046		0.020	mg/kg wwt	30-OCT-17	03-NOV-17	R3874105
Tellurium (Te)-Total	<0.020		0.020	mg/kg	30-OCT-17	03-NOV-17	R3874105
Tellurium (Te)-Total	<0.0040		0.0040	mg/kg wwt	30-OCT-17	03-NOV-17	R3874105
Thallium (Tl)-Total	0.0285		0.0020	mg/kg	30-OCT-17	03-NOV-17	R3874105

* Refer to Referenced Information for Qualifiers (if any) and Methodology.

ALS ENVIRONMENTAL ANALYTICAL REPORT

Sample Details/Parameters	Result	Qualifier*	D.L.	Units	Extracted	Analyzed	Batch
L1992980-30 PINR-EXP-2017-WA11 LIVER Sampled By: KB PS on 16-SEP-17 @ 00:01 Matrix: Tissue							
Metals							
Thallium (Tl)-Total	0.00798		0.00040	mg/kg wwt	30-OCT-17	03-NOV-17	R3874105
Tin (Sn)-Total	<0.10		0.10	mg/kg	30-OCT-17	03-NOV-17	R3874105
Tin (Sn)-Total	0.023		0.020	mg/kg wwt	30-OCT-17	03-NOV-17	R3874105
Uranium (U)-Total	<0.0020		0.0020	mg/kg	30-OCT-17	03-NOV-17	R3874105
Uranium (U)-Total	0.00054		0.00040	mg/kg wwt	30-OCT-17	03-NOV-17	R3874105
Vanadium (V)-Total	0.22		0.10	mg/kg	30-OCT-17	03-NOV-17	R3874105
Vanadium (V)-Total	0.062		0.020	mg/kg wwt	30-OCT-17	03-NOV-17	R3874105
Zinc (Zn)-Total	73.7		1.0	mg/kg	30-OCT-17	03-NOV-17	R3874105
Zinc (Zn)-Total	20.7		0.20	mg/kg wwt	30-OCT-17	03-NOV-17	R3874105
Zirconium (Zr)-Total	<0.20		0.20	mg/kg	30-OCT-17	03-NOV-17	R3874105
Zirconium (Zr)-Total	<0.040		0.040	mg/kg wwt	30-OCT-17	03-NOV-17	R3874105
L1992980-31 PINR-EXP-2017-WA12 LIVER Sampled By: KB PS on 16-SEP-17 @ 00:01 Matrix: Tissue							
Physical Tests							
% Moisture	69.2		2.0	%		27-OCT-17	R3870389
Metals							
Aluminum (Al)-Total	<5.0		5.0	mg/kg	30-OCT-17	03-NOV-17	R3874105
Aluminum (Al)-Total	<1.0		1.0	mg/kg wwt	30-OCT-17	03-NOV-17	R3874105
Antimony (Sb)-Total	<0.010		0.010	mg/kg	30-OCT-17	03-NOV-17	R3874105
Antimony (Sb)-Total	<0.0020		0.0020	mg/kg wwt	30-OCT-17	03-NOV-17	R3874105
Arsenic (As)-Total	0.124		0.030	mg/kg	30-OCT-17	03-NOV-17	R3874105
Arsenic (As)-Total	0.0380		0.0060	mg/kg wwt	30-OCT-17	03-NOV-17	R3874105
Barium (Ba)-Total	0.265		0.050	mg/kg	30-OCT-17	03-NOV-17	R3874105
Barium (Ba)-Total	0.081		0.010	mg/kg wwt	30-OCT-17	03-NOV-17	R3874105
Beryllium (Be)-Total	<0.010		0.010	mg/kg	30-OCT-17	03-NOV-17	R3874105
Beryllium (Be)-Total	<0.0020		0.0020	mg/kg wwt	30-OCT-17	03-NOV-17	R3874105
Bismuth (Bi)-Total	<0.010		0.010	mg/kg	30-OCT-17	03-NOV-17	R3874105
Bismuth (Bi)-Total	<0.0020		0.0020	mg/kg wwt	30-OCT-17	03-NOV-17	R3874105
Boron (B)-Total	<1.0		1.0	mg/kg	30-OCT-17	03-NOV-17	R3874105
Boron (B)-Total	<0.20		0.20	mg/kg wwt	30-OCT-17	03-NOV-17	R3874105
Cadmium (Cd)-Total	1.35		0.010	mg/kg	30-OCT-17	03-NOV-17	R3874105
Cadmium (Cd)-Total	0.414		0.0020	mg/kg wwt	30-OCT-17	03-NOV-17	R3874105
Calcium (Ca)-Total	462		20	mg/kg	30-OCT-17	03-NOV-17	R3874105
Calcium (Ca)-Total	142		4.0	mg/kg wwt	30-OCT-17	03-NOV-17	R3874105
Cesium (Cs)-Total	0.0110		0.0050	mg/kg	30-OCT-17	03-NOV-17	R3874105
Cesium (Cs)-Total	0.0034		0.0010	mg/kg wwt	30-OCT-17	03-NOV-17	R3874105
Chromium (Cr)-Total	<0.20		0.20	mg/kg	30-OCT-17	03-NOV-17	R3874105
Chromium (Cr)-Total	<0.040		0.040	mg/kg wwt	30-OCT-17	03-NOV-17	R3874105
Cobalt (Co)-Total	0.869		0.020	mg/kg	30-OCT-17	03-NOV-17	R3874105
Cobalt (Co)-Total	0.267		0.0040	mg/kg wwt	30-OCT-17	03-NOV-17	R3874105
Copper (Cu)-Total	6.31		0.20	mg/kg	30-OCT-17	03-NOV-17	R3874105

* Refer to Referenced Information for Qualifiers (if any) and Methodology.

ALS ENVIRONMENTAL ANALYTICAL REPORT

Sample Details/Parameters	Result	Qualifier*	D.L.	Units	Extracted	Analyzed	Batch
L1992980-31 PINR-EXP-2017-WA12 LIVER							
Sampled By: KB PS on 16-SEP-17 @ 00:01							
Matrix: Tissue							
Metals							
Copper (Cu)-Total	1.94		0.040	mg/kg wwt	30-OCT-17	03-NOV-17	R3874105
Iron (Fe)-Total	190		5.0	mg/kg	30-OCT-17	03-NOV-17	R3874105
Iron (Fe)-Total	58.4		1.0	mg/kg wwt	30-OCT-17	03-NOV-17	R3874105
Lead (Pb)-Total	<0.050		0.050	mg/kg	30-OCT-17	03-NOV-17	R3874105
Lead (Pb)-Total	<0.010		0.010	mg/kg wwt	30-OCT-17	03-NOV-17	R3874105
Lithium (Li)-Total	<0.50		0.50	mg/kg	30-OCT-17	03-NOV-17	R3874105
Lithium (Li)-Total	<0.10		0.10	mg/kg wwt	30-OCT-17	03-NOV-17	R3874105
Magnesium (Mg)-Total	590		2.0	mg/kg	30-OCT-17	03-NOV-17	R3874105
Magnesium (Mg)-Total	182		0.40	mg/kg wwt	30-OCT-17	03-NOV-17	R3874105
Manganese (Mn)-Total	3.73		0.050	mg/kg	30-OCT-17	03-NOV-17	R3874105
Manganese (Mn)-Total	1.15		0.010	mg/kg wwt	30-OCT-17	03-NOV-17	R3874105
Mercury (Hg)-Total	0.455		0.0050	mg/kg	30-OCT-17	03-NOV-17	R3874164
Mercury (Hg)-Total	0.140		0.0010	mg/kg wwt	30-OCT-17	03-NOV-17	R3874162
Molybdenum (Mo)-Total	0.671		0.040	mg/kg	30-OCT-17	03-NOV-17	R3874105
Molybdenum (Mo)-Total	0.206		0.0080	mg/kg wwt	30-OCT-17	03-NOV-17	R3874105
Nickel (Ni)-Total	<0.20		0.20	mg/kg	30-OCT-17	03-NOV-17	R3874105
Nickel (Ni)-Total	<0.040		0.040	mg/kg wwt	30-OCT-17	03-NOV-17	R3874105
Phosphorus (P)-Total	9630		10	mg/kg	30-OCT-17	03-NOV-17	R3874105
Phosphorus (P)-Total	2960		2.0	mg/kg wwt	30-OCT-17	03-NOV-17	R3874105
Potassium (K)-Total	8210		20	mg/kg	30-OCT-17	03-NOV-17	R3874105
Potassium (K)-Total	2530		4.0	mg/kg wwt	30-OCT-17	03-NOV-17	R3874105
Rubidium (Rb)-Total	15.8		0.050	mg/kg	30-OCT-17	03-NOV-17	R3874105
Rubidium (Rb)-Total	4.86		0.010	mg/kg wwt	30-OCT-17	03-NOV-17	R3874105
Selenium (Se)-Total	3.31		0.10	mg/kg	30-OCT-17	03-NOV-17	R3874105
Selenium (Se)-Total	1.02		0.020	mg/kg wwt	30-OCT-17	03-NOV-17	R3874105
Sodium (Na)-Total	2220		20	mg/kg	30-OCT-17	03-NOV-17	R3874105
Sodium (Na)-Total	683		4.0	mg/kg wwt	30-OCT-17	03-NOV-17	R3874105
Strontium (Sr)-Total	0.22		0.10	mg/kg	30-OCT-17	03-NOV-17	R3874105
Strontium (Sr)-Total	0.066		0.020	mg/kg wwt	30-OCT-17	03-NOV-17	R3874105
Tellurium (Te)-Total	<0.020		0.020	mg/kg	30-OCT-17	03-NOV-17	R3874105
Tellurium (Te)-Total	<0.0040		0.0040	mg/kg wwt	30-OCT-17	03-NOV-17	R3874105
Thallium (Tl)-Total	0.0269		0.0020	mg/kg	30-OCT-17	03-NOV-17	R3874105
Thallium (Tl)-Total	0.00828		0.00040	mg/kg wwt	30-OCT-17	03-NOV-17	R3874105
Tin (Sn)-Total	<0.10		0.10	mg/kg	30-OCT-17	03-NOV-17	R3874105
Tin (Sn)-Total	<0.020		0.020	mg/kg wwt	30-OCT-17	03-NOV-17	R3874105
Uranium (U)-Total	<0.0020		0.0020	mg/kg	30-OCT-17	03-NOV-17	R3874105
Uranium (U)-Total	0.00043		0.00040	mg/kg wwt	30-OCT-17	03-NOV-17	R3874105
Vanadium (V)-Total	0.14		0.10	mg/kg	30-OCT-17	03-NOV-17	R3874105
Vanadium (V)-Total	0.043		0.020	mg/kg wwt	30-OCT-17	03-NOV-17	R3874105
Zinc (Zn)-Total	61.1		1.0	mg/kg	30-OCT-17	03-NOV-17	R3874105
Zinc (Zn)-Total	18.8		0.20	mg/kg wwt	30-OCT-17	03-NOV-17	R3874105

* Refer to Referenced Information for Qualifiers (if any) and Methodology.

ALS ENVIRONMENTAL ANALYTICAL REPORT

Sample Details/Parameters	Result	Qualifier*	D.L.	Units	Extracted	Analyzed	Batch
L1992980-31 PINR-EXP-2017-WA12 LIVER Sampled By: KB PS on 16-SEP-17 @ 00:01 Matrix: Tissue							
Metals							
Zirconium (Zr)-Total	<0.20		0.20	mg/kg	30-OCT-17	03-NOV-17	R3874105
Zirconium (Zr)-Total	<0.040		0.040	mg/kg wwt	30-OCT-17	03-NOV-17	R3874105
L1992980-32 PINR-EXP-2017-WA13 LIVER Sampled By: KB PS on 16-SEP-17 @ 00:01 Matrix: Tissue							
Physical Tests							
% Moisture	75.4		0.50	%		01-NOV-17	R3873311
Metals							
Aluminum (Al)-Total	8.3		2.0	mg/kg	03-NOV-17	06-NOV-17	R3880609
Aluminum (Al)-Total	2.04		0.40	mg/kg wwt	03-NOV-17	06-NOV-17	R3880609
Antimony (Sb)-Total	<0.010		0.010	mg/kg	03-NOV-17	06-NOV-17	R3880609
Antimony (Sb)-Total	<0.0020		0.0020	mg/kg wwt	03-NOV-17	06-NOV-17	R3880609
Arsenic (As)-Total	0.157		0.020	mg/kg	03-NOV-17	06-NOV-17	R3880609
Arsenic (As)-Total	0.0387		0.0040	mg/kg wwt	03-NOV-17	06-NOV-17	R3880609
Barium (Ba)-Total	0.742		0.050	mg/kg	03-NOV-17	06-NOV-17	R3880609
Barium (Ba)-Total	0.183		0.010	mg/kg wwt	03-NOV-17	06-NOV-17	R3880609
Beryllium (Be)-Total	<0.010		0.010	mg/kg	03-NOV-17	06-NOV-17	R3880609
Beryllium (Be)-Total	<0.0020		0.0020	mg/kg wwt	03-NOV-17	06-NOV-17	R3880609
Bismuth (Bi)-Total	<0.010		0.010	mg/kg	03-NOV-17	06-NOV-17	R3880609
Bismuth (Bi)-Total	0.0023		0.0020	mg/kg wwt	03-NOV-17	06-NOV-17	R3880609
Boron (B)-Total	<1.0		1.0	mg/kg	03-NOV-17	06-NOV-17	R3880609
Boron (B)-Total	<0.20		0.20	mg/kg wwt	03-NOV-17	06-NOV-17	R3880609
Cadmium (Cd)-Total	0.443		0.0050	mg/kg	03-NOV-17	06-NOV-17	R3880609
Cadmium (Cd)-Total	0.109		0.0010	mg/kg wwt	03-NOV-17	06-NOV-17	R3880609
Calcium (Ca)-Total	1460		20	mg/kg	03-NOV-17	06-NOV-17	R3880609
Calcium (Ca)-Total	358		4.0	mg/kg wwt	03-NOV-17	06-NOV-17	R3880609
Cesium (Cs)-Total	0.0161		0.0050	mg/kg	03-NOV-17	06-NOV-17	R3880609
Cesium (Cs)-Total	0.0040		0.0010	mg/kg wwt	03-NOV-17	06-NOV-17	R3880609
Chromium (Cr)-Total	<0.050		0.050	mg/kg	03-NOV-17	06-NOV-17	R3880609
Chromium (Cr)-Total	<0.010		0.010	mg/kg wwt	03-NOV-17	06-NOV-17	R3880609
Cobalt (Co)-Total	0.601		0.020	mg/kg	03-NOV-17	06-NOV-17	R3880609
Cobalt (Co)-Total	0.148		0.0040	mg/kg wwt	03-NOV-17	06-NOV-17	R3880609
Copper (Cu)-Total	7.23		0.10	mg/kg	03-NOV-17	06-NOV-17	R3880609
Copper (Cu)-Total	1.78		0.020	mg/kg wwt	03-NOV-17	06-NOV-17	R3880609
Iron (Fe)-Total	250		3.0	mg/kg	03-NOV-17	06-NOV-17	R3880609
Iron (Fe)-Total	61.6		0.60	mg/kg wwt	03-NOV-17	06-NOV-17	R3880609
Lead (Pb)-Total	<0.020		0.020	mg/kg	03-NOV-17	06-NOV-17	R3880609
Lead (Pb)-Total	0.0041		0.0040	mg/kg wwt	03-NOV-17	06-NOV-17	R3880609
Lithium (Li)-Total	<0.50		0.50	mg/kg	03-NOV-17	06-NOV-17	R3880609
Lithium (Li)-Total	<0.10		0.10	mg/kg wwt	03-NOV-17	06-NOV-17	R3880609
Magnesium (Mg)-Total	828		2.0	mg/kg	03-NOV-17	06-NOV-17	R3880609
Magnesium (Mg)-Total	204		0.40	mg/kg wwt	03-NOV-17	06-NOV-17	R3880609

* Refer to Referenced Information for Qualifiers (if any) and Methodology.

ALS ENVIRONMENTAL ANALYTICAL REPORT

Sample Details/Parameters	Result	Qualifier*	D.L.	Units	Extracted	Analyzed	Batch
L1992980-32 PINR-EXP-2017-WA13 LIVER Sampled By: KB PS on 16-SEP-17 @ 00:01 Matrix: Tissue							
Metals							
Manganese (Mn)-Total	8.19		0.050	mg/kg	03-NOV-17	06-NOV-17	R3880609
Manganese (Mn)-Total	2.01		0.010	mg/kg wwt	03-NOV-17	06-NOV-17	R3880609
Mercury (Hg)-Total	0.560		0.0050	mg/kg	03-NOV-17	06-NOV-17	R3876874
Mercury (Hg)-Total	0.138		0.0010	mg/kg wwt	03-NOV-17	06-NOV-17	R3876868
Molybdenum (Mo)-Total	0.672		0.020	mg/kg	03-NOV-17	06-NOV-17	R3880609
Molybdenum (Mo)-Total	0.165		0.0040	mg/kg wwt	03-NOV-17	06-NOV-17	R3880609
Nickel (Ni)-Total	<0.20		0.20	mg/kg	03-NOV-17	06-NOV-17	R3880609
Nickel (Ni)-Total	<0.040		0.040	mg/kg wwt	03-NOV-17	06-NOV-17	R3880609
Phosphorus (P)-Total	15000		10	mg/kg	03-NOV-17	06-NOV-17	R3880609
Phosphorus (P)-Total	3690		2.0	mg/kg wwt	03-NOV-17	06-NOV-17	R3880609
Potassium (K)-Total	13400		20	mg/kg	03-NOV-17	06-NOV-17	R3880609
Potassium (K)-Total	3290		4.0	mg/kg wwt	03-NOV-17	06-NOV-17	R3880609
Rubidium (Rb)-Total	21.5		0.050	mg/kg	03-NOV-17	06-NOV-17	R3880609
Rubidium (Rb)-Total	5.28		0.010	mg/kg wwt	03-NOV-17	06-NOV-17	R3880609
Selenium (Se)-Total	3.38		0.050	mg/kg	03-NOV-17	06-NOV-17	R3880609
Selenium (Se)-Total	0.833		0.010	mg/kg wwt	03-NOV-17	06-NOV-17	R3880609
Sodium (Na)-Total	4230		20	mg/kg	03-NOV-17	06-NOV-17	R3880609
Sodium (Na)-Total	1040		4.0	mg/kg wwt	03-NOV-17	06-NOV-17	R3880609
Strontium (Sr)-Total	0.554		0.050	mg/kg	03-NOV-17	06-NOV-17	R3880609
Strontium (Sr)-Total	0.136		0.010	mg/kg wwt	03-NOV-17	06-NOV-17	R3880609
Tellurium (Te)-Total	<0.020		0.020	mg/kg	03-NOV-17	06-NOV-17	R3880609
Tellurium (Te)-Total	<0.0040		0.0040	mg/kg wwt	03-NOV-17	06-NOV-17	R3880609
Thallium (Tl)-Total	0.0251		0.0020	mg/kg	03-NOV-17	06-NOV-17	R3880609
Thallium (Tl)-Total	0.00618		0.00040	mg/kg wwt	03-NOV-17	06-NOV-17	R3880609
Tin (Sn)-Total	0.10		0.10	mg/kg	03-NOV-17	06-NOV-17	R3880609
Tin (Sn)-Total	0.026		0.020	mg/kg wwt	03-NOV-17	06-NOV-17	R3880609
Uranium (U)-Total	<0.0020		0.0020	mg/kg	03-NOV-17	06-NOV-17	R3880609
Uranium (U)-Total	<0.00040		0.00040	mg/kg wwt	03-NOV-17	06-NOV-17	R3880609
Vanadium (V)-Total	<0.10		0.10	mg/kg	03-NOV-17	06-NOV-17	R3880609
Vanadium (V)-Total	<0.020		0.020	mg/kg wwt	03-NOV-17	06-NOV-17	R3880609
Zinc (Zn)-Total	81.0		0.50	mg/kg	03-NOV-17	06-NOV-17	R3880609
Zinc (Zn)-Total	19.9		0.10	mg/kg wwt	03-NOV-17	06-NOV-17	R3880609
Zirconium (Zr)-Total	<0.20		0.20	mg/kg	03-NOV-17	06-NOV-17	R3880609
Zirconium (Zr)-Total	<0.040		0.040	mg/kg wwt	03-NOV-17	06-NOV-17	R3880609
L1992980-33 PINR-EXP-2017-WA14 LIVER Sampled By: KB PS on 16-SEP-17 @ 00:01 Matrix: Tissue							
Physical Tests							
% Moisture	71.3		2.0	%		27-OCT-17	R3870389
Metals							
Aluminum (Al)-Total	<5.0		5.0	mg/kg	30-OCT-17	03-NOV-17	R3874105
Aluminum (Al)-Total	<1.0		1.0	mg/kg wwt	30-OCT-17	03-NOV-17	R3874105

* Refer to Referenced Information for Qualifiers (if any) and Methodology.

ALS ENVIRONMENTAL ANALYTICAL REPORT

Sample Details/Parameters	Result	Qualifier*	D.L.	Units	Extracted	Analyzed	Batch
L1992980-33 PINR-EXP-2017-WA14 LIVER							
Sampled By: KB PS on 16-SEP-17 @ 00:01							
Matrix: Tissue							
Metals							
Antimony (Sb)-Total	<0.010		0.010	mg/kg	30-OCT-17	03-NOV-17	R3874105
Antimony (Sb)-Total	<0.0020		0.0020	mg/kg wwt	30-OCT-17	03-NOV-17	R3874105
Arsenic (As)-Total	0.208		0.030	mg/kg	30-OCT-17	03-NOV-17	R3874105
Arsenic (As)-Total	0.0598		0.0060	mg/kg wwt	30-OCT-17	03-NOV-17	R3874105
Barium (Ba)-Total	0.394		0.050	mg/kg	30-OCT-17	03-NOV-17	R3874105
Barium (Ba)-Total	0.113		0.010	mg/kg wwt	30-OCT-17	03-NOV-17	R3874105
Beryllium (Be)-Total	<0.010		0.010	mg/kg	30-OCT-17	03-NOV-17	R3874105
Beryllium (Be)-Total	<0.0020		0.0020	mg/kg wwt	30-OCT-17	03-NOV-17	R3874105
Bismuth (Bi)-Total	<0.010		0.010	mg/kg	30-OCT-17	03-NOV-17	R3874105
Bismuth (Bi)-Total	<0.0020		0.0020	mg/kg wwt	30-OCT-17	03-NOV-17	R3874105
Boron (B)-Total	<1.0		1.0	mg/kg	30-OCT-17	03-NOV-17	R3874105
Boron (B)-Total	<0.20		0.20	mg/kg wwt	30-OCT-17	03-NOV-17	R3874105
Cadmium (Cd)-Total	1.37		0.010	mg/kg	30-OCT-17	03-NOV-17	R3874105
Cadmium (Cd)-Total	0.392		0.0020	mg/kg wwt	30-OCT-17	03-NOV-17	R3874105
Calcium (Ca)-Total	556		20	mg/kg	30-OCT-17	03-NOV-17	R3874105
Calcium (Ca)-Total	160		4.0	mg/kg wwt	30-OCT-17	03-NOV-17	R3874105
Cesium (Cs)-Total	0.0117		0.0050	mg/kg	30-OCT-17	03-NOV-17	R3874105
Cesium (Cs)-Total	0.0034		0.0010	mg/kg wwt	30-OCT-17	03-NOV-17	R3874105
Chromium (Cr)-Total	<0.20		0.20	mg/kg	30-OCT-17	03-NOV-17	R3874105
Chromium (Cr)-Total	<0.040		0.040	mg/kg wwt	30-OCT-17	03-NOV-17	R3874105
Cobalt (Co)-Total	0.413		0.020	mg/kg	30-OCT-17	03-NOV-17	R3874105
Cobalt (Co)-Total	0.119		0.0040	mg/kg wwt	30-OCT-17	03-NOV-17	R3874105
Copper (Cu)-Total	6.21		0.20	mg/kg	30-OCT-17	03-NOV-17	R3874105
Copper (Cu)-Total	1.79		0.040	mg/kg wwt	30-OCT-17	03-NOV-17	R3874105
Iron (Fe)-Total	373		5.0	mg/kg	30-OCT-17	03-NOV-17	R3874105
Iron (Fe)-Total	107		1.0	mg/kg wwt	30-OCT-17	03-NOV-17	R3874105
Lead (Pb)-Total	<0.050		0.050	mg/kg	30-OCT-17	03-NOV-17	R3874105
Lead (Pb)-Total	<0.010		0.010	mg/kg wwt	30-OCT-17	03-NOV-17	R3874105
Lithium (Li)-Total	<0.50		0.50	mg/kg	30-OCT-17	03-NOV-17	R3874105
Lithium (Li)-Total	<0.10		0.10	mg/kg wwt	30-OCT-17	03-NOV-17	R3874105
Magnesium (Mg)-Total	579		2.0	mg/kg	30-OCT-17	03-NOV-17	R3874105
Magnesium (Mg)-Total	166		0.40	mg/kg wwt	30-OCT-17	03-NOV-17	R3874105
Manganese (Mn)-Total	5.55		0.050	mg/kg	30-OCT-17	03-NOV-17	R3874105
Manganese (Mn)-Total	1.60		0.010	mg/kg wwt	30-OCT-17	03-NOV-17	R3874105
Mercury (Hg)-Total	0.407		0.0050	mg/kg	30-OCT-17	03-NOV-17	R3874164
Mercury (Hg)-Total	0.117		0.0010	mg/kg wwt	30-OCT-17	03-NOV-17	R3874162
Molybdenum (Mo)-Total	0.550		0.040	mg/kg	30-OCT-17	03-NOV-17	R3874105
Molybdenum (Mo)-Total	0.158		0.0080	mg/kg wwt	30-OCT-17	03-NOV-17	R3874105
Nickel (Ni)-Total	<0.20		0.20	mg/kg	30-OCT-17	03-NOV-17	R3874105
Nickel (Ni)-Total	<0.040		0.040	mg/kg wwt	30-OCT-17	03-NOV-17	R3874105
Phosphorus (P)-Total	9760		10	mg/kg	30-OCT-17	03-NOV-17	R3874105

* Refer to Referenced Information for Qualifiers (if any) and Methodology.

ALS ENVIRONMENTAL ANALYTICAL REPORT

Sample Details/Parameters	Result	Qualifier*	D.L.	Units	Extracted	Analyzed	Batch
L1992980-33 PINR-EXP-2017-WA14 LIVER Sampled By: KB PS on 16-SEP-17 @ 00:01 Matrix: Tissue							
Metals							
Phosphorus (P)-Total	2800		2.0	mg/kg wwt	30-OCT-17	03-NOV-17	R3874105
Potassium (K)-Total	8210		20	mg/kg	30-OCT-17	03-NOV-17	R3874105
Potassium (K)-Total	2360		4.0	mg/kg wwt	30-OCT-17	03-NOV-17	R3874105
Rubidium (Rb)-Total	14.8		0.050	mg/kg	30-OCT-17	03-NOV-17	R3874105
Rubidium (Rb)-Total	4.27		0.010	mg/kg wwt	30-OCT-17	03-NOV-17	R3874105
Selenium (Se)-Total	2.96		0.10	mg/kg	30-OCT-17	03-NOV-17	R3874105
Selenium (Se)-Total	0.849		0.020	mg/kg wwt	30-OCT-17	03-NOV-17	R3874105
Sodium (Na)-Total	3980		20	mg/kg	30-OCT-17	03-NOV-17	R3874105
Sodium (Na)-Total	1140		4.0	mg/kg wwt	30-OCT-17	03-NOV-17	R3874105
Strontium (Sr)-Total	0.24		0.10	mg/kg	30-OCT-17	03-NOV-17	R3874105
Strontium (Sr)-Total	0.068		0.020	mg/kg wwt	30-OCT-17	03-NOV-17	R3874105
Tellurium (Te)-Total	<0.020		0.020	mg/kg	30-OCT-17	03-NOV-17	R3874105
Tellurium (Te)-Total	<0.0040		0.0040	mg/kg wwt	30-OCT-17	03-NOV-17	R3874105
Thallium (Tl)-Total	0.0282		0.0020	mg/kg	30-OCT-17	03-NOV-17	R3874105
Thallium (Tl)-Total	0.00810		0.00040	mg/kg wwt	30-OCT-17	03-NOV-17	R3874105
Tin (Sn)-Total	<0.10		0.10	mg/kg	30-OCT-17	03-NOV-17	R3874105
Tin (Sn)-Total	0.023		0.020	mg/kg wwt	30-OCT-17	03-NOV-17	R3874105
Uranium (U)-Total	<0.0020		0.0020	mg/kg	30-OCT-17	03-NOV-17	R3874105
Uranium (U)-Total	<0.00040		0.00040	mg/kg wwt	30-OCT-17	03-NOV-17	R3874105
Vanadium (V)-Total	<0.10		0.10	mg/kg	30-OCT-17	03-NOV-17	R3874105
Vanadium (V)-Total	0.020		0.020	mg/kg wwt	30-OCT-17	03-NOV-17	R3874105
Zinc (Zn)-Total	69.6		1.0	mg/kg	30-OCT-17	03-NOV-17	R3874105
Zinc (Zn)-Total	20.0		0.20	mg/kg wwt	30-OCT-17	03-NOV-17	R3874105
Zirconium (Zr)-Total	<0.20		0.20	mg/kg	30-OCT-17	03-NOV-17	R3874105
Zirconium (Zr)-Total	<0.040		0.040	mg/kg wwt	30-OCT-17	03-NOV-17	R3874105
L1992980-34 PINR-EXP-2017-WA15 LIVER Sampled By: KB PS on 16-SEP-17 @ 00:01 Matrix: Tissue							
Physical Tests							
% Moisture	77.4		0.50	%		01-NOV-17	R3873311
Metals							
Aluminum (Al)-Total	2.7		2.0	mg/kg	01-NOV-17	06-NOV-17	R3880609
Aluminum (Al)-Total	0.61		0.40	mg/kg wwt	01-NOV-17	06-NOV-17	R3880609
Antimony (Sb)-Total	<0.010		0.010	mg/kg	01-NOV-17	06-NOV-17	R3880609
Antimony (Sb)-Total	<0.0020		0.0020	mg/kg wwt	01-NOV-17	06-NOV-17	R3880609
Arsenic (As)-Total	0.130		0.020	mg/kg	01-NOV-17	06-NOV-17	R3880609
Arsenic (As)-Total	0.0294		0.0040	mg/kg wwt	01-NOV-17	06-NOV-17	R3880609
Barium (Ba)-Total	0.202		0.050	mg/kg	01-NOV-17	06-NOV-17	R3880609
Barium (Ba)-Total	0.046		0.010	mg/kg wwt	01-NOV-17	06-NOV-17	R3880609
Beryllium (Be)-Total	<0.010		0.010	mg/kg	01-NOV-17	06-NOV-17	R3880609
Beryllium (Be)-Total	<0.0020		0.0020	mg/kg wwt	01-NOV-17	06-NOV-17	R3880609
Bismuth (Bi)-Total	<0.010		0.010	mg/kg	01-NOV-17	06-NOV-17	R3880609

* Refer to Referenced Information for Qualifiers (if any) and Methodology.

ALS ENVIRONMENTAL ANALYTICAL REPORT

Sample Details/Parameters	Result	Qualifier*	D.L.	Units	Extracted	Analyzed	Batch
L1992980-34 PINR-EXP-2017-WA15 LIVER							
Sampled By: KB PS on 16-SEP-17 @ 00:01							
Matrix: Tissue							
Metals							
Bismuth (Bi)-Total	<0.0020		0.0020	mg/kg wwt	01-NOV-17	06-NOV-17	R3880609
Boron (B)-Total	<1.0		1.0	mg/kg	01-NOV-17	06-NOV-17	R3880609
Boron (B)-Total	<0.20		0.20	mg/kg wwt	01-NOV-17	06-NOV-17	R3880609
Cadmium (Cd)-Total	0.249		0.0050	mg/kg	01-NOV-17	06-NOV-17	R3880609
Cadmium (Cd)-Total	0.0563		0.0010	mg/kg wwt	01-NOV-17	06-NOV-17	R3880609
Calcium (Ca)-Total	409		20	mg/kg	01-NOV-17	06-NOV-17	R3880609
Calcium (Ca)-Total	92.5		4.0	mg/kg wwt	01-NOV-17	06-NOV-17	R3880609
Cesium (Cs)-Total	0.0310		0.0050	mg/kg	01-NOV-17	06-NOV-17	R3880609
Cesium (Cs)-Total	0.0070		0.0010	mg/kg wwt	01-NOV-17	06-NOV-17	R3880609
Chromium (Cr)-Total	<0.050		0.050	mg/kg	01-NOV-17	06-NOV-17	R3880609
Chromium (Cr)-Total	<0.010		0.010	mg/kg wwt	01-NOV-17	06-NOV-17	R3880609
Cobalt (Co)-Total	0.220		0.020	mg/kg	01-NOV-17	06-NOV-17	R3880609
Cobalt (Co)-Total	0.0497		0.0040	mg/kg wwt	01-NOV-17	06-NOV-17	R3880609
Copper (Cu)-Total	4.79		0.10	mg/kg	01-NOV-17	06-NOV-17	R3880609
Copper (Cu)-Total	1.08		0.020	mg/kg wwt	01-NOV-17	06-NOV-17	R3880609
Iron (Fe)-Total	509		3.0	mg/kg	01-NOV-17	06-NOV-17	R3880609
Iron (Fe)-Total	115		0.60	mg/kg wwt	01-NOV-17	06-NOV-17	R3880609
Lead (Pb)-Total	<0.020		0.020	mg/kg	01-NOV-17	06-NOV-17	R3880609
Lead (Pb)-Total	<0.0040		0.0040	mg/kg wwt	01-NOV-17	06-NOV-17	R3880609
Lithium (Li)-Total	<0.50		0.50	mg/kg	01-NOV-17	06-NOV-17	R3880609
Lithium (Li)-Total	<0.10		0.10	mg/kg wwt	01-NOV-17	06-NOV-17	R3880609
Magnesium (Mg)-Total	781		2.0	mg/kg	01-NOV-17	06-NOV-17	R3880609
Magnesium (Mg)-Total	177		0.40	mg/kg wwt	01-NOV-17	06-NOV-17	R3880609
Manganese (Mn)-Total	5.88		0.050	mg/kg	01-NOV-17	06-NOV-17	R3880609
Manganese (Mn)-Total	1.33		0.010	mg/kg wwt	01-NOV-17	06-NOV-17	R3880609
Mercury (Hg)-Total	0.454		0.0050	mg/kg	01-NOV-17	06-NOV-17	R3876874
Mercury (Hg)-Total	0.103		0.0010	mg/kg wwt	01-NOV-17	06-NOV-17	R3876868
Molybdenum (Mo)-Total	0.273		0.020	mg/kg	01-NOV-17	06-NOV-17	R3880609
Molybdenum (Mo)-Total	0.0619		0.0040	mg/kg wwt	01-NOV-17	06-NOV-17	R3880609
Nickel (Ni)-Total	<0.20		0.20	mg/kg	01-NOV-17	06-NOV-17	R3880609
Nickel (Ni)-Total	<0.040		0.040	mg/kg wwt	01-NOV-17	06-NOV-17	R3880609
Phosphorus (P)-Total	13000		10	mg/kg	01-NOV-17	06-NOV-17	R3880609
Phosphorus (P)-Total	2930		2.0	mg/kg wwt	01-NOV-17	06-NOV-17	R3880609
Potassium (K)-Total	12200		20	mg/kg	01-NOV-17	06-NOV-17	R3880609
Potassium (K)-Total	2770		4.0	mg/kg wwt	01-NOV-17	06-NOV-17	R3880609
Rubidium (Rb)-Total	37.7		0.050	mg/kg	01-NOV-17	06-NOV-17	R3880609
Rubidium (Rb)-Total	8.54		0.010	mg/kg wwt	01-NOV-17	06-NOV-17	R3880609
Selenium (Se)-Total	2.20		0.050	mg/kg	01-NOV-17	06-NOV-17	R3880609
Selenium (Se)-Total	0.498		0.010	mg/kg wwt	01-NOV-17	06-NOV-17	R3880609
Sodium (Na)-Total	6490		20	mg/kg	01-NOV-17	06-NOV-17	R3880609
Sodium (Na)-Total	1470		4.0	mg/kg wwt	01-NOV-17	06-NOV-17	R3880609

* Refer to Referenced Information for Qualifiers (if any) and Methodology.

ALS ENVIRONMENTAL ANALYTICAL REPORT

Sample Details/Parameters	Result	Qualifier*	D.L.	Units	Extracted	Analyzed	Batch
L1992980-34 PINR-EXP-2017-WA15 LIVER Sampled By: KB PS on 16-SEP-17 @ 00:01 Matrix: Tissue							
Metals							
Strontium (Sr)-Total	0.216		0.050	mg/kg	01-NOV-17	06-NOV-17	R3880609
Strontium (Sr)-Total	0.049		0.010	mg/kg wwt	01-NOV-17	06-NOV-17	R3880609
Tellurium (Te)-Total	<0.020		0.020	mg/kg	01-NOV-17	06-NOV-17	R3880609
Tellurium (Te)-Total	<0.0040		0.0040	mg/kg wwt	01-NOV-17	06-NOV-17	R3880609
Thallium (Tl)-Total	0.0206		0.0020	mg/kg	01-NOV-17	06-NOV-17	R3880609
Thallium (Tl)-Total	0.00467		0.00040	mg/kg wwt	01-NOV-17	06-NOV-17	R3880609
Tin (Sn)-Total	<0.10		0.10	mg/kg	01-NOV-17	06-NOV-17	R3880609
Tin (Sn)-Total	<0.020		0.020	mg/kg wwt	01-NOV-17	06-NOV-17	R3880609
Uranium (U)-Total	<0.0020		0.0020	mg/kg	01-NOV-17	06-NOV-17	R3880609
Uranium (U)-Total	<0.00040		0.00040	mg/kg wwt	01-NOV-17	06-NOV-17	R3880609
Vanadium (V)-Total	<0.10		0.10	mg/kg	01-NOV-17	06-NOV-17	R3880609
Vanadium (V)-Total	<0.020		0.020	mg/kg wwt	01-NOV-17	06-NOV-17	R3880609
Zinc (Zn)-Total	70.5		0.50	mg/kg	01-NOV-17	06-NOV-17	R3880609
Zinc (Zn)-Total	16.0		0.10	mg/kg wwt	01-NOV-17	06-NOV-17	R3880609
Zirconium (Zr)-Total	<0.20		0.20	mg/kg	01-NOV-17	06-NOV-17	R3880609
Zirconium (Zr)-Total	<0.040		0.040	mg/kg wwt	01-NOV-17	06-NOV-17	R3880609
L1992980-35 PINR-EXP-2017-WA03 OVARY Sampled By: KB PS on 12-SEP-17 @ 00:01 Matrix: Tissue							
Physical Tests							
% Moisture	76.2		0.50	%		01-NOV-17	R3873311
Metals							
Aluminum (Al)-Total	<2.0		2.0	mg/kg	01-NOV-17	06-NOV-17	R3880609
Aluminum (Al)-Total	<0.40		0.40	mg/kg wwt	01-NOV-17	06-NOV-17	R3880609
Antimony (Sb)-Total	<0.010		0.010	mg/kg	01-NOV-17	06-NOV-17	R3880609
Antimony (Sb)-Total	<0.0020		0.0020	mg/kg wwt	01-NOV-17	06-NOV-17	R3880609
Arsenic (As)-Total	0.035		0.020	mg/kg	01-NOV-17	06-NOV-17	R3880609
Arsenic (As)-Total	0.0084		0.0040	mg/kg wwt	01-NOV-17	06-NOV-17	R3880609
Barium (Ba)-Total	0.192		0.050	mg/kg	01-NOV-17	06-NOV-17	R3880609
Barium (Ba)-Total	0.046		0.010	mg/kg wwt	01-NOV-17	06-NOV-17	R3880609
Beryllium (Be)-Total	<0.010		0.010	mg/kg	01-NOV-17	06-NOV-17	R3880609
Beryllium (Be)-Total	<0.0020		0.0020	mg/kg wwt	01-NOV-17	06-NOV-17	R3880609
Bismuth (Bi)-Total	<0.010		0.010	mg/kg	01-NOV-17	06-NOV-17	R3880609
Bismuth (Bi)-Total	<0.0020		0.0020	mg/kg wwt	01-NOV-17	06-NOV-17	R3880609
Boron (B)-Total	<1.0		1.0	mg/kg	01-NOV-17	06-NOV-17	R3880609
Boron (B)-Total	<0.20		0.20	mg/kg wwt	01-NOV-17	06-NOV-17	R3880609
Cadmium (Cd)-Total	0.0116		0.0050	mg/kg	01-NOV-17	06-NOV-17	R3880609
Cadmium (Cd)-Total	0.0028		0.0010	mg/kg wwt	01-NOV-17	06-NOV-17	R3880609
Calcium (Ca)-Total	1150		20	mg/kg	01-NOV-17	06-NOV-17	R3880609
Calcium (Ca)-Total	273		4.0	mg/kg wwt	01-NOV-17	06-NOV-17	R3880609
Cesium (Cs)-Total	0.0496		0.0050	mg/kg	01-NOV-17	06-NOV-17	R3880609
Cesium (Cs)-Total	0.0118		0.0010	mg/kg wwt	01-NOV-17	06-NOV-17	R3880609

* Refer to Referenced Information for Qualifiers (if any) and Methodology.

ALS ENVIRONMENTAL ANALYTICAL REPORT

Sample Details/Parameters	Result	Qualifier*	D.L.	Units	Extracted	Analyzed	Batch
L1992980-35 PINR-EXP-2017-WA03 OVARY Sampled By: KB PS on 12-SEP-17 @ 00:01 Matrix: Tissue							
Metals							
Chromium (Cr)-Total	<0.050		0.050	mg/kg	01-NOV-17	06-NOV-17	R3880609
Chromium (Cr)-Total	<0.010		0.010	mg/kg wwt	01-NOV-17	06-NOV-17	R3880609
Cobalt (Co)-Total	0.135		0.020	mg/kg	01-NOV-17	06-NOV-17	R3880609
Cobalt (Co)-Total	0.0323		0.0040	mg/kg wwt	01-NOV-17	06-NOV-17	R3880609
Copper (Cu)-Total	3.27		0.10	mg/kg	01-NOV-17	06-NOV-17	R3880609
Copper (Cu)-Total	0.780		0.020	mg/kg wwt	01-NOV-17	06-NOV-17	R3880609
Iron (Fe)-Total	102		3.0	mg/kg	01-NOV-17	06-NOV-17	R3880609
Iron (Fe)-Total	24.3		0.60	mg/kg wwt	01-NOV-17	06-NOV-17	R3880609
Lead (Pb)-Total	<0.020		0.020	mg/kg	01-NOV-17	06-NOV-17	R3880609
Lead (Pb)-Total	<0.0040		0.0040	mg/kg wwt	01-NOV-17	06-NOV-17	R3880609
Lithium (Li)-Total	<0.50		0.50	mg/kg	01-NOV-17	06-NOV-17	R3880609
Lithium (Li)-Total	<0.10		0.10	mg/kg wwt	01-NOV-17	06-NOV-17	R3880609
Magnesium (Mg)-Total	997		2.0	mg/kg	01-NOV-17	06-NOV-17	R3880609
Magnesium (Mg)-Total	237		0.40	mg/kg wwt	01-NOV-17	06-NOV-17	R3880609
Manganese (Mn)-Total	8.65		0.050	mg/kg	01-NOV-17	06-NOV-17	R3880609
Manganese (Mn)-Total	2.06		0.010	mg/kg wwt	01-NOV-17	06-NOV-17	R3880609
Mercury (Hg)-Total	0.388		0.0050	mg/kg	01-NOV-17	06-NOV-17	R3876874
Mercury (Hg)-Total	0.0924		0.0010	mg/kg wwt	01-NOV-17	06-NOV-17	R3876868
Molybdenum (Mo)-Total	0.038		0.020	mg/kg	01-NOV-17	06-NOV-17	R3880609
Molybdenum (Mo)-Total	0.0089		0.0040	mg/kg wwt	01-NOV-17	06-NOV-17	R3880609
Nickel (Ni)-Total	<0.20		0.20	mg/kg	01-NOV-17	06-NOV-17	R3880609
Nickel (Ni)-Total	<0.040		0.040	mg/kg wwt	01-NOV-17	06-NOV-17	R3880609
Phosphorus (P)-Total	10100		10	mg/kg	01-NOV-17	06-NOV-17	R3880609
Phosphorus (P)-Total	2410		2.0	mg/kg wwt	01-NOV-17	06-NOV-17	R3880609
Potassium (K)-Total	14100		20	mg/kg	01-NOV-17	06-NOV-17	R3880609
Potassium (K)-Total	3350		4.0	mg/kg wwt	01-NOV-17	06-NOV-17	R3880609
Rubidium (Rb)-Total	39.9		0.050	mg/kg	01-NOV-17	06-NOV-17	R3880609
Rubidium (Rb)-Total	9.51		0.010	mg/kg wwt	01-NOV-17	06-NOV-17	R3880609
Selenium (Se)-Total	2.31		0.050	mg/kg	01-NOV-17	06-NOV-17	R3880609
Selenium (Se)-Total	0.550		0.010	mg/kg wwt	01-NOV-17	06-NOV-17	R3880609
Sodium (Na)-Total	4380		20	mg/kg	01-NOV-17	06-NOV-17	R3880609
Sodium (Na)-Total	1040		4.0	mg/kg wwt	01-NOV-17	06-NOV-17	R3880609
Strontium (Sr)-Total	0.208		0.050	mg/kg	01-NOV-17	06-NOV-17	R3880609
Strontium (Sr)-Total	0.049		0.010	mg/kg wwt	01-NOV-17	06-NOV-17	R3880609
Tellurium (Te)-Total	<0.020		0.020	mg/kg	01-NOV-17	06-NOV-17	R3880609
Tellurium (Te)-Total	<0.0040		0.0040	mg/kg wwt	01-NOV-17	06-NOV-17	R3880609
Thallium (Tl)-Total	0.0255		0.0020	mg/kg	01-NOV-17	06-NOV-17	R3880609
Thallium (Tl)-Total	0.00607		0.00040	mg/kg wwt	01-NOV-17	06-NOV-17	R3880609
Tin (Sn)-Total	<0.10		0.10	mg/kg	01-NOV-17	06-NOV-17	R3880609
Tin (Sn)-Total	<0.020		0.020	mg/kg wwt	01-NOV-17	06-NOV-17	R3880609
Uranium (U)-Total	<0.0020		0.0020	mg/kg	01-NOV-17	06-NOV-17	R3880609

* Refer to Referenced Information for Qualifiers (if any) and Methodology.

ALS ENVIRONMENTAL ANALYTICAL REPORT

Sample Details/Parameters	Result	Qualifier*	D.L.	Units	Extracted	Analyzed	Batch
L1992980-35 PINR-EXP-2017-WA03 OVARY Sampled By: KB PS on 12-SEP-17 @ 00:01 Matrix: Tissue							
Metals							
Uranium (U)-Total	<0.00040		0.00040	mg/kg wwt	01-NOV-17	06-NOV-17	R3880609
Vanadium (V)-Total	<0.10		0.10	mg/kg	01-NOV-17	06-NOV-17	R3880609
Vanadium (V)-Total	<0.020		0.020	mg/kg wwt	01-NOV-17	06-NOV-17	R3880609
Zinc (Zn)-Total	104		0.50	mg/kg	01-NOV-17	06-NOV-17	R3880609
Zinc (Zn)-Total	24.8		0.10	mg/kg wwt	01-NOV-17	06-NOV-17	R3880609
Zirconium (Zr)-Total	<0.20		0.20	mg/kg	01-NOV-17	06-NOV-17	R3880609
Zirconium (Zr)-Total	<0.040		0.040	mg/kg wwt	01-NOV-17	06-NOV-17	R3880609
L1992980-36 PINR-EXP-2017-WA03X OVARY Sampled By: KB PS on 12-SEP-17 @ 00:01 Matrix: Tissue							
Physical Tests							
% Moisture	77.0		0.50	%		01-NOV-17	R3873311
Metals							
Aluminum (Al)-Total	<2.0		2.0	mg/kg	01-NOV-17	06-NOV-17	R3880609
Aluminum (Al)-Total	<0.40		0.40	mg/kg wwt	01-NOV-17	06-NOV-17	R3880609
Antimony (Sb)-Total	<0.010		0.010	mg/kg	01-NOV-17	06-NOV-17	R3880609
Antimony (Sb)-Total	<0.0020		0.0020	mg/kg wwt	01-NOV-17	06-NOV-17	R3880609
Arsenic (As)-Total	0.036		0.020	mg/kg	01-NOV-17	06-NOV-17	R3880609
Arsenic (As)-Total	0.0084		0.0040	mg/kg wwt	01-NOV-17	06-NOV-17	R3880609
Barium (Ba)-Total	0.161		0.050	mg/kg	01-NOV-17	06-NOV-17	R3880609
Barium (Ba)-Total	0.037		0.010	mg/kg wwt	01-NOV-17	06-NOV-17	R3880609
Beryllium (Be)-Total	<0.010		0.010	mg/kg	01-NOV-17	06-NOV-17	R3880609
Beryllium (Be)-Total	<0.0020		0.0020	mg/kg wwt	01-NOV-17	06-NOV-17	R3880609
Bismuth (Bi)-Total	<0.010		0.010	mg/kg	01-NOV-17	06-NOV-17	R3880609
Bismuth (Bi)-Total	<0.0020		0.0020	mg/kg wwt	01-NOV-17	06-NOV-17	R3880609
Boron (B)-Total	<1.0		1.0	mg/kg	01-NOV-17	06-NOV-17	R3880609
Boron (B)-Total	<0.20		0.20	mg/kg wwt	01-NOV-17	06-NOV-17	R3880609
Cadmium (Cd)-Total	0.0129		0.0050	mg/kg	01-NOV-17	06-NOV-17	R3880609
Cadmium (Cd)-Total	0.0030		0.0010	mg/kg wwt	01-NOV-17	06-NOV-17	R3880609
Calcium (Ca)-Total	1270		20	mg/kg	01-NOV-17	06-NOV-17	R3880609
Calcium (Ca)-Total	293		4.0	mg/kg wwt	01-NOV-17	06-NOV-17	R3880609
Cesium (Cs)-Total	0.0542		0.0050	mg/kg	01-NOV-17	06-NOV-17	R3880609
Cesium (Cs)-Total	0.0125		0.0010	mg/kg wwt	01-NOV-17	06-NOV-17	R3880609
Chromium (Cr)-Total	<0.050		0.050	mg/kg	01-NOV-17	06-NOV-17	R3880609
Chromium (Cr)-Total	<0.010		0.010	mg/kg wwt	01-NOV-17	06-NOV-17	R3880609
Cobalt (Co)-Total	0.149		0.020	mg/kg	01-NOV-17	06-NOV-17	R3880609
Cobalt (Co)-Total	0.0344		0.0040	mg/kg wwt	01-NOV-17	06-NOV-17	R3880609
Copper (Cu)-Total	3.39		0.10	mg/kg	01-NOV-17	06-NOV-17	R3880609
Copper (Cu)-Total	0.782		0.020	mg/kg wwt	01-NOV-17	06-NOV-17	R3880609
Iron (Fe)-Total	99.2		3.0	mg/kg	01-NOV-17	06-NOV-17	R3880609
Iron (Fe)-Total	22.9		0.60	mg/kg wwt	01-NOV-17	06-NOV-17	R3880609
Lead (Pb)-Total	<0.020		0.020	mg/kg	01-NOV-17	06-NOV-17	R3880609

* Refer to Referenced Information for Qualifiers (if any) and Methodology.

ALS ENVIRONMENTAL ANALYTICAL REPORT

Sample Details/Parameters	Result	Qualifier*	D.L.	Units	Extracted	Analyzed	Batch
L1992980-36 PINR-EXP-2017-WA03X OVARY Sampled By: KB PS on 12-SEP-17 @ 00:01 Matrix: Tissue							
Metals							
Lead (Pb)-Total	<0.0040		0.0040	mg/kg wwt	01-NOV-17	06-NOV-17	R3880609
Lithium (Li)-Total	<0.50		0.50	mg/kg	01-NOV-17	06-NOV-17	R3880609
Lithium (Li)-Total	<0.10		0.10	mg/kg wwt	01-NOV-17	06-NOV-17	R3880609
Magnesium (Mg)-Total	1030		2.0	mg/kg	01-NOV-17	06-NOV-17	R3880609
Magnesium (Mg)-Total	239		0.40	mg/kg wwt	01-NOV-17	06-NOV-17	R3880609
Manganese (Mn)-Total	8.92		0.050	mg/kg	01-NOV-17	06-NOV-17	R3880609
Manganese (Mn)-Total	2.06		0.010	mg/kg wwt	01-NOV-17	06-NOV-17	R3880609
Mercury (Hg)-Total	0.448		0.0050	mg/kg	01-NOV-17	06-NOV-17	R3876874
Mercury (Hg)-Total	0.103		0.0010	mg/kg wwt	01-NOV-17	06-NOV-17	R3876868
Molybdenum (Mo)-Total	0.039		0.020	mg/kg	01-NOV-17	06-NOV-17	R3880609
Molybdenum (Mo)-Total	0.0089		0.0040	mg/kg wwt	01-NOV-17	06-NOV-17	R3880609
Nickel (Ni)-Total	<0.20		0.20	mg/kg	01-NOV-17	06-NOV-17	R3880609
Nickel (Ni)-Total	<0.040		0.040	mg/kg wwt	01-NOV-17	06-NOV-17	R3880609
Phosphorus (P)-Total	10400		10	mg/kg	01-NOV-17	06-NOV-17	R3880609
Phosphorus (P)-Total	2400		2.0	mg/kg wwt	01-NOV-17	06-NOV-17	R3880609
Potassium (K)-Total	14400		20	mg/kg	01-NOV-17	06-NOV-17	R3880609
Potassium (K)-Total	3330		4.0	mg/kg wwt	01-NOV-17	06-NOV-17	R3880609
Rubidium (Rb)-Total	40.0		0.050	mg/kg	01-NOV-17	06-NOV-17	R3880609
Rubidium (Rb)-Total	9.22		0.010	mg/kg wwt	01-NOV-17	06-NOV-17	R3880609
Selenium (Se)-Total	2.37		0.050	mg/kg	01-NOV-17	06-NOV-17	R3880609
Selenium (Se)-Total	0.547		0.010	mg/kg wwt	01-NOV-17	06-NOV-17	R3880609
Sodium (Na)-Total	4450		20	mg/kg	01-NOV-17	06-NOV-17	R3880609
Sodium (Na)-Total	1020		4.0	mg/kg wwt	01-NOV-17	06-NOV-17	R3880609
Strontium (Sr)-Total	0.247		0.050	mg/kg	01-NOV-17	06-NOV-17	R3880609
Strontium (Sr)-Total	0.057		0.010	mg/kg wwt	01-NOV-17	06-NOV-17	R3880609
Tellurium (Te)-Total	<0.020		0.020	mg/kg	01-NOV-17	06-NOV-17	R3880609
Tellurium (Te)-Total	<0.0040		0.0040	mg/kg wwt	01-NOV-17	06-NOV-17	R3880609
Thallium (Tl)-Total	0.0262		0.0020	mg/kg	01-NOV-17	06-NOV-17	R3880609
Thallium (Tl)-Total	0.00603		0.00040	mg/kg wwt	01-NOV-17	06-NOV-17	R3880609
Tin (Sn)-Total	<0.10		0.10	mg/kg	01-NOV-17	06-NOV-17	R3880609
Tin (Sn)-Total	<0.020		0.020	mg/kg wwt	01-NOV-17	06-NOV-17	R3880609
Uranium (U)-Total	<0.0020		0.0020	mg/kg	01-NOV-17	06-NOV-17	R3880609
Uranium (U)-Total	<0.00040		0.00040	mg/kg wwt	01-NOV-17	06-NOV-17	R3880609
Vanadium (V)-Total	<0.10		0.10	mg/kg	01-NOV-17	06-NOV-17	R3880609
Vanadium (V)-Total	<0.020		0.020	mg/kg wwt	01-NOV-17	06-NOV-17	R3880609
Zinc (Zn)-Total	102		0.50	mg/kg	01-NOV-17	06-NOV-17	R3880609
Zinc (Zn)-Total	23.5		0.10	mg/kg wwt	01-NOV-17	06-NOV-17	R3880609
Zirconium (Zr)-Total	<0.20		0.20	mg/kg	01-NOV-17	06-NOV-17	R3880609
Zirconium (Zr)-Total	<0.040		0.040	mg/kg wwt	01-NOV-17	06-NOV-17	R3880609
L1992980-37 PINR-EXP-2017-WA05 OVARY Sampled By: KB PS on 13-SEP-17 @ 00:01 Matrix: Tissue							

* Refer to Referenced Information for Qualifiers (if any) and Methodology.

ALS ENVIRONMENTAL ANALYTICAL REPORT

Sample Details/Parameters	Result	Qualifier*	D.L.	Units	Extracted	Analyzed	Batch
L1992980-37 PINR-EXP-2017-WA05 OVARY Sampled By: KB PS on 13-SEP-17 @ 00:01 Matrix: Tissue							
Physical Tests							
% Moisture	78.3		0.50	%		01-NOV-17	R3873311
Metals							
Aluminum (Al)-Total	2.1		2.0	mg/kg	01-NOV-17	06-NOV-17	R3880609
Aluminum (Al)-Total	0.45		0.40	mg/kg wwt	01-NOV-17	06-NOV-17	R3880609
Antimony (Sb)-Total	<0.010		0.010	mg/kg	01-NOV-17	06-NOV-17	R3880609
Antimony (Sb)-Total	<0.0020		0.0020	mg/kg wwt	01-NOV-17	06-NOV-17	R3880609
Arsenic (As)-Total	0.059		0.020	mg/kg	01-NOV-17	06-NOV-17	R3880609
Arsenic (As)-Total	0.0127		0.0040	mg/kg wwt	01-NOV-17	06-NOV-17	R3880609
Barium (Ba)-Total	0.171		0.050	mg/kg	01-NOV-17	06-NOV-17	R3880609
Barium (Ba)-Total	0.037		0.010	mg/kg wwt	01-NOV-17	06-NOV-17	R3880609
Beryllium (Be)-Total	<0.010		0.010	mg/kg	01-NOV-17	06-NOV-17	R3880609
Beryllium (Be)-Total	<0.0020		0.0020	mg/kg wwt	01-NOV-17	06-NOV-17	R3880609
Bismuth (Bi)-Total	<0.010		0.010	mg/kg	01-NOV-17	06-NOV-17	R3880609
Bismuth (Bi)-Total	<0.0020		0.0020	mg/kg wwt	01-NOV-17	06-NOV-17	R3880609
Boron (B)-Total	<1.0		1.0	mg/kg	01-NOV-17	06-NOV-17	R3880609
Boron (B)-Total	<0.20		0.20	mg/kg wwt	01-NOV-17	06-NOV-17	R3880609
Cadmium (Cd)-Total	0.0328		0.0050	mg/kg	01-NOV-17	06-NOV-17	R3880609
Cadmium (Cd)-Total	0.0071		0.0010	mg/kg wwt	01-NOV-17	06-NOV-17	R3880609
Calcium (Ca)-Total	1750		20	mg/kg	01-NOV-17	06-NOV-17	R3880609
Calcium (Ca)-Total	381		4.0	mg/kg wwt	01-NOV-17	06-NOV-17	R3880609
Cesium (Cs)-Total	0.0564		0.0050	mg/kg	01-NOV-17	06-NOV-17	R3880609
Cesium (Cs)-Total	0.0122		0.0010	mg/kg wwt	01-NOV-17	06-NOV-17	R3880609
Chromium (Cr)-Total	<0.050		0.050	mg/kg	01-NOV-17	06-NOV-17	R3880609
Chromium (Cr)-Total	<0.010		0.010	mg/kg wwt	01-NOV-17	06-NOV-17	R3880609
Cobalt (Co)-Total	0.192		0.020	mg/kg	01-NOV-17	06-NOV-17	R3880609
Cobalt (Co)-Total	0.0416		0.0040	mg/kg wwt	01-NOV-17	06-NOV-17	R3880609
Copper (Cu)-Total	3.01		0.10	mg/kg	01-NOV-17	06-NOV-17	R3880609
Copper (Cu)-Total	0.653		0.020	mg/kg wwt	01-NOV-17	06-NOV-17	R3880609
Iron (Fe)-Total	88.0		3.0	mg/kg	01-NOV-17	06-NOV-17	R3880609
Iron (Fe)-Total	19.1		0.60	mg/kg wwt	01-NOV-17	06-NOV-17	R3880609
Lead (Pb)-Total	<0.020		0.020	mg/kg	01-NOV-17	06-NOV-17	R3880609
Lead (Pb)-Total	<0.0040		0.0040	mg/kg wwt	01-NOV-17	06-NOV-17	R3880609
Lithium (Li)-Total	<0.50		0.50	mg/kg	01-NOV-17	06-NOV-17	R3880609
Lithium (Li)-Total	<0.10		0.10	mg/kg wwt	01-NOV-17	06-NOV-17	R3880609
Magnesium (Mg)-Total	881		2.0	mg/kg	01-NOV-17	06-NOV-17	R3880609
Magnesium (Mg)-Total	191		0.40	mg/kg wwt	01-NOV-17	06-NOV-17	R3880609
Manganese (Mn)-Total	7.31		0.050	mg/kg	01-NOV-17	06-NOV-17	R3880609
Manganese (Mn)-Total	1.59		0.010	mg/kg wwt	01-NOV-17	06-NOV-17	R3880609
Mercury (Hg)-Total	0.812		0.0050	mg/kg	01-NOV-17	06-NOV-17	R3876874
Mercury (Hg)-Total	0.176		0.0010	mg/kg wwt	01-NOV-17	06-NOV-17	R3876868
Molybdenum (Mo)-Total	0.047		0.020	mg/kg	01-NOV-17	06-NOV-17	R3880609

* Refer to Referenced Information for Qualifiers (if any) and Methodology.

ALS ENVIRONMENTAL ANALYTICAL REPORT

Sample Details/Parameters	Result	Qualifier*	D.L.	Units	Extracted	Analyzed	Batch
L1992980-37 PINR-EXP-2017-WA05 OVARY Sampled By: KB PS on 13-SEP-17 @ 00:01 Matrix: Tissue							
Metals							
Molybdenum (Mo)-Total	0.0103		0.0040	mg/kg wwt	01-NOV-17	06-NOV-17	R3880609
Nickel (Ni)-Total	<0.20		0.20	mg/kg	01-NOV-17	06-NOV-17	R3880609
Nickel (Ni)-Total	<0.040		0.040	mg/kg wwt	01-NOV-17	06-NOV-17	R3880609
Phosphorus (P)-Total	9970		10	mg/kg	01-NOV-17	06-NOV-17	R3880609
Phosphorus (P)-Total	2160		2.0	mg/kg wwt	01-NOV-17	06-NOV-17	R3880609
Potassium (K)-Total	15000		20	mg/kg	01-NOV-17	06-NOV-17	R3880609
Potassium (K)-Total	3250		4.0	mg/kg wwt	01-NOV-17	06-NOV-17	R3880609
Rubidium (Rb)-Total	39.6		0.050	mg/kg	01-NOV-17	06-NOV-17	R3880609
Rubidium (Rb)-Total	8.60		0.010	mg/kg wwt	01-NOV-17	06-NOV-17	R3880609
Selenium (Se)-Total	1.95		0.050	mg/kg	01-NOV-17	06-NOV-17	R3880609
Selenium (Se)-Total	0.422		0.010	mg/kg wwt	01-NOV-17	06-NOV-17	R3880609
Sodium (Na)-Total	5500		20	mg/kg	01-NOV-17	06-NOV-17	R3880609
Sodium (Na)-Total	1190		4.0	mg/kg wwt	01-NOV-17	06-NOV-17	R3880609
Strontium (Sr)-Total	0.499		0.050	mg/kg	01-NOV-17	06-NOV-17	R3880609
Strontium (Sr)-Total	0.108		0.010	mg/kg wwt	01-NOV-17	06-NOV-17	R3880609
Tellurium (Te)-Total	<0.020		0.020	mg/kg	01-NOV-17	06-NOV-17	R3880609
Tellurium (Te)-Total	<0.0040		0.0040	mg/kg wwt	01-NOV-17	06-NOV-17	R3880609
Thallium (Tl)-Total	0.0217		0.0020	mg/kg	01-NOV-17	06-NOV-17	R3880609
Thallium (Tl)-Total	0.00471		0.00040	mg/kg wwt	01-NOV-17	06-NOV-17	R3880609
Tin (Sn)-Total	<0.10		0.10	mg/kg	01-NOV-17	06-NOV-17	R3880609
Tin (Sn)-Total	<0.020		0.020	mg/kg wwt	01-NOV-17	06-NOV-17	R3880609
Uranium (U)-Total	<0.0020		0.0020	mg/kg	01-NOV-17	06-NOV-17	R3880609
Uranium (U)-Total	<0.00040		0.00040	mg/kg wwt	01-NOV-17	06-NOV-17	R3880609
Vanadium (V)-Total	<0.10		0.10	mg/kg	01-NOV-17	06-NOV-17	R3880609
Vanadium (V)-Total	<0.020		0.020	mg/kg wwt	01-NOV-17	06-NOV-17	R3880609
Zinc (Zn)-Total	112		0.50	mg/kg	01-NOV-17	06-NOV-17	R3880609
Zinc (Zn)-Total	24.4		0.10	mg/kg wwt	01-NOV-17	06-NOV-17	R3880609
Zirconium (Zr)-Total	<0.20		0.20	mg/kg	01-NOV-17	06-NOV-17	R3880609
Zirconium (Zr)-Total	<0.040		0.040	mg/kg wwt	01-NOV-17	06-NOV-17	R3880609
L1992980-38 PINR-EXP-2017-WA15 OVARY Sampled By: KB PS on 16-SEP-17 @ 00:01 Matrix: Tissue							
Physical Tests							
% Moisture	70.5		0.50	%		01-NOV-17	R3873311
Metals							
Aluminum (Al)-Total	<2.0		2.0	mg/kg	01-NOV-17	06-NOV-17	R3880609
Aluminum (Al)-Total	0.50		0.40	mg/kg wwt	01-NOV-17	06-NOV-17	R3880609
Antimony (Sb)-Total	<0.010		0.010	mg/kg	01-NOV-17	06-NOV-17	R3880609
Antimony (Sb)-Total	<0.0020		0.0020	mg/kg wwt	01-NOV-17	06-NOV-17	R3880609
Arsenic (As)-Total	0.068		0.020	mg/kg	01-NOV-17	06-NOV-17	R3880609
Arsenic (As)-Total	0.0201		0.0040	mg/kg wwt	01-NOV-17	06-NOV-17	R3880609
Barium (Ba)-Total	0.165		0.050	mg/kg	01-NOV-17	06-NOV-17	R3880609

* Refer to Referenced Information for Qualifiers (if any) and Methodology.

ALS ENVIRONMENTAL ANALYTICAL REPORT

Sample Details/Parameters	Result	Qualifier*	D.L.	Units	Extracted	Analyzed	Batch
L1992980-38 PINR-EXP-2017-WA15 OVARY Sampled By: KB PS on 16-SEP-17 @ 00:01 Matrix: Tissue							
Metals							
Barium (Ba)-Total	0.049		0.010	mg/kg wwt	01-NOV-17	06-NOV-17	R3880609
Beryllium (Be)-Total	<0.010		0.010	mg/kg	01-NOV-17	06-NOV-17	R3880609
Beryllium (Be)-Total	<0.0020		0.0020	mg/kg wwt	01-NOV-17	06-NOV-17	R3880609
Bismuth (Bi)-Total	<0.010		0.010	mg/kg	01-NOV-17	06-NOV-17	R3880609
Bismuth (Bi)-Total	<0.0020		0.0020	mg/kg wwt	01-NOV-17	06-NOV-17	R3880609
Boron (B)-Total	<1.0		1.0	mg/kg	01-NOV-17	06-NOV-17	R3880609
Boron (B)-Total	<0.20		0.20	mg/kg wwt	01-NOV-17	06-NOV-17	R3880609
Cadmium (Cd)-Total	0.0053		0.0050	mg/kg	01-NOV-17	06-NOV-17	R3880609
Cadmium (Cd)-Total	0.0016		0.0010	mg/kg wwt	01-NOV-17	06-NOV-17	R3880609
Calcium (Ca)-Total	692		20	mg/kg	01-NOV-17	06-NOV-17	R3880609
Calcium (Ca)-Total	204		4.0	mg/kg wwt	01-NOV-17	06-NOV-17	R3880609
Cesium (Cs)-Total	0.0384		0.0050	mg/kg	01-NOV-17	06-NOV-17	R3880609
Cesium (Cs)-Total	0.0113		0.0010	mg/kg wwt	01-NOV-17	06-NOV-17	R3880609
Chromium (Cr)-Total	<0.050		0.050	mg/kg	01-NOV-17	06-NOV-17	R3880609
Chromium (Cr)-Total	<0.010		0.010	mg/kg wwt	01-NOV-17	06-NOV-17	R3880609
Cobalt (Co)-Total	0.125		0.020	mg/kg	01-NOV-17	06-NOV-17	R3880609
Cobalt (Co)-Total	0.0368		0.0040	mg/kg wwt	01-NOV-17	06-NOV-17	R3880609
Copper (Cu)-Total	2.18		0.10	mg/kg	01-NOV-17	06-NOV-17	R3880609
Copper (Cu)-Total	0.643		0.020	mg/kg wwt	01-NOV-17	06-NOV-17	R3880609
Iron (Fe)-Total	113		3.0	mg/kg	01-NOV-17	06-NOV-17	R3880609
Iron (Fe)-Total	33.3		0.60	mg/kg wwt	01-NOV-17	06-NOV-17	R3880609
Lead (Pb)-Total	<0.020		0.020	mg/kg	01-NOV-17	06-NOV-17	R3880609
Lead (Pb)-Total	<0.0040		0.0040	mg/kg wwt	01-NOV-17	06-NOV-17	R3880609
Lithium (Li)-Total	<0.50		0.50	mg/kg	01-NOV-17	06-NOV-17	R3880609
Lithium (Li)-Total	<0.10		0.10	mg/kg wwt	01-NOV-17	06-NOV-17	R3880609
Magnesium (Mg)-Total	821		2.0	mg/kg	01-NOV-17	06-NOV-17	R3880609
Magnesium (Mg)-Total	242		0.40	mg/kg wwt	01-NOV-17	06-NOV-17	R3880609
Manganese (Mn)-Total	6.38		0.050	mg/kg	01-NOV-17	06-NOV-17	R3880609
Manganese (Mn)-Total	1.88		0.010	mg/kg wwt	01-NOV-17	06-NOV-17	R3880609
Mercury (Hg)-Total	0.0836		0.0050	mg/kg	01-NOV-17	06-NOV-17	R3876874
Mercury (Hg)-Total	0.0247		0.0010	mg/kg wwt	01-NOV-17	06-NOV-17	R3876868
Molybdenum (Mo)-Total	0.023		0.020	mg/kg	01-NOV-17	06-NOV-17	R3880609
Molybdenum (Mo)-Total	0.0069		0.0040	mg/kg wwt	01-NOV-17	06-NOV-17	R3880609
Nickel (Ni)-Total	<0.20		0.20	mg/kg	01-NOV-17	06-NOV-17	R3880609
Nickel (Ni)-Total	<0.040		0.040	mg/kg wwt	01-NOV-17	06-NOV-17	R3880609
Phosphorus (P)-Total	9250		10	mg/kg	01-NOV-17	06-NOV-17	R3880609
Phosphorus (P)-Total	2730		2.0	mg/kg wwt	01-NOV-17	06-NOV-17	R3880609
Potassium (K)-Total	11200		20	mg/kg	01-NOV-17	06-NOV-17	R3880609
Potassium (K)-Total	3300		4.0	mg/kg wwt	01-NOV-17	06-NOV-17	R3880609
Rubidium (Rb)-Total	31.2		0.050	mg/kg	01-NOV-17	06-NOV-17	R3880609
Rubidium (Rb)-Total	9.20		0.010	mg/kg wwt	01-NOV-17	06-NOV-17	R3880609

* Refer to Referenced Information for Qualifiers (if any) and Methodology.

ALS ENVIRONMENTAL ANALYTICAL REPORT

Sample Details/Parameters	Result	Qualifier*	D.L.	Units	Extracted	Analyzed	Batch
L1992980-38 PINR-EXP-2017-WA15 OVARY Sampled By: KB PS on 16-SEP-17 @ 00:01 Matrix: Tissue							
Metals							
Selenium (Se)-Total	1.63		0.050	mg/kg	01-NOV-17	06-NOV-17	R3880609
Selenium (Se)-Total	0.480		0.010	mg/kg wwt	01-NOV-17	06-NOV-17	R3880609
Sodium (Na)-Total	3130		20	mg/kg	01-NOV-17	06-NOV-17	R3880609
Sodium (Na)-Total	923		4.0	mg/kg wwt	01-NOV-17	06-NOV-17	R3880609
Strontium (Sr)-Total	0.192		0.050	mg/kg	01-NOV-17	06-NOV-17	R3880609
Strontium (Sr)-Total	0.057		0.010	mg/kg wwt	01-NOV-17	06-NOV-17	R3880609
Tellurium (Te)-Total	<0.020		0.020	mg/kg	01-NOV-17	06-NOV-17	R3880609
Tellurium (Te)-Total	<0.0040		0.0040	mg/kg wwt	01-NOV-17	06-NOV-17	R3880609
Thallium (Tl)-Total	0.0122		0.0020	mg/kg	01-NOV-17	06-NOV-17	R3880609
Thallium (Tl)-Total	0.00360		0.00040	mg/kg wwt	01-NOV-17	06-NOV-17	R3880609
Tin (Sn)-Total	<0.10		0.10	mg/kg	01-NOV-17	06-NOV-17	R3880609
Tin (Sn)-Total	<0.020		0.020	mg/kg wwt	01-NOV-17	06-NOV-17	R3880609
Uranium (U)-Total	<0.0020		0.0020	mg/kg	01-NOV-17	06-NOV-17	R3880609
Uranium (U)-Total	<0.00040		0.00040	mg/kg wwt	01-NOV-17	06-NOV-17	R3880609
Vanadium (V)-Total	<0.10		0.10	mg/kg	01-NOV-17	06-NOV-17	R3880609
Vanadium (V)-Total	<0.020		0.020	mg/kg wwt	01-NOV-17	06-NOV-17	R3880609
Zinc (Zn)-Total	106		0.50	mg/kg	01-NOV-17	06-NOV-17	R3880609
Zinc (Zn)-Total	31.4		0.10	mg/kg wwt	01-NOV-17	06-NOV-17	R3880609
Zirconium (Zr)-Total	<0.20		0.20	mg/kg	01-NOV-17	06-NOV-17	R3880609
Zirconium (Zr)-Total	<0.040		0.040	mg/kg wwt	01-NOV-17	06-NOV-17	R3880609
L1992980-39 PINR-EXP-2017-NP01 MUSCLE Sampled By: KB PS on 15-SEP-17 @ 00:01 Matrix: Tissue							
Physical Tests							
% Moisture	78.6		0.50	%		01-NOV-17	R3873311
Metals							
Aluminum (Al)-Total	<2.0		2.0	mg/kg	01-NOV-17	06-NOV-17	R3880609
Aluminum (Al)-Total	<0.40		0.40	mg/kg wwt	01-NOV-17	06-NOV-17	R3880609
Antimony (Sb)-Total	<0.010		0.010	mg/kg	01-NOV-17	06-NOV-17	R3880609
Antimony (Sb)-Total	<0.0020		0.0020	mg/kg wwt	01-NOV-17	06-NOV-17	R3880609
Arsenic (As)-Total	0.321		0.020	mg/kg	01-NOV-17	06-NOV-17	R3880609
Arsenic (As)-Total	0.0686		0.0040	mg/kg wwt	01-NOV-17	06-NOV-17	R3880609
Barium (Ba)-Total	0.477		0.050	mg/kg	01-NOV-17	06-NOV-17	R3880609
Barium (Ba)-Total	0.102		0.010	mg/kg wwt	01-NOV-17	06-NOV-17	R3880609
Beryllium (Be)-Total	<0.010		0.010	mg/kg	01-NOV-17	06-NOV-17	R3880609
Beryllium (Be)-Total	<0.0020		0.0020	mg/kg wwt	01-NOV-17	06-NOV-17	R3880609
Bismuth (Bi)-Total	0.011		0.010	mg/kg	01-NOV-17	06-NOV-17	R3880609
Bismuth (Bi)-Total	0.0024		0.0020	mg/kg wwt	01-NOV-17	06-NOV-17	R3880609
Boron (B)-Total	<1.0		1.0	mg/kg	01-NOV-17	06-NOV-17	R3880609
Boron (B)-Total	<0.20		0.20	mg/kg wwt	01-NOV-17	06-NOV-17	R3880609
Cadmium (Cd)-Total	<0.0050		0.0050	mg/kg	01-NOV-17	06-NOV-17	R3880609
Cadmium (Cd)-Total	<0.0010		0.0010	mg/kg wwt	01-NOV-17	06-NOV-17	R3880609

* Refer to Referenced Information for Qualifiers (if any) and Methodology.

ALS ENVIRONMENTAL ANALYTICAL REPORT

Sample Details/Parameters	Result	Qualifier*	D.L.	Units	Extracted	Analyzed	Batch
L1992980-39 PINR-EXP-2017-NP01 MUSCLE							
Sampled By: KB PS on 15-SEP-17 @ 00:01							
Matrix: Tissue							
Metals							
Calcium (Ca)-Total	4090		20	mg/kg	01-NOV-17	06-NOV-17	R3880609
Calcium (Ca)-Total	874		4.0	mg/kg wwt	01-NOV-17	06-NOV-17	R3880609
Cesium (Cs)-Total	0.0380		0.0050	mg/kg	01-NOV-17	06-NOV-17	R3880609
Cesium (Cs)-Total	0.0081		0.0010	mg/kg wwt	01-NOV-17	06-NOV-17	R3880609
Chromium (Cr)-Total	0.073		0.050	mg/kg	01-NOV-17	06-NOV-17	R3880609
Chromium (Cr)-Total	0.016		0.010	mg/kg wwt	01-NOV-17	06-NOV-17	R3880609
Cobalt (Co)-Total	<0.020		0.020	mg/kg	01-NOV-17	06-NOV-17	R3880609
Cobalt (Co)-Total	<0.0040		0.0040	mg/kg wwt	01-NOV-17	06-NOV-17	R3880609
Copper (Cu)-Total	0.48		0.10	mg/kg	01-NOV-17	06-NOV-17	R3880609
Copper (Cu)-Total	0.103		0.020	mg/kg wwt	01-NOV-17	06-NOV-17	R3880609
Iron (Fe)-Total	5.8		3.0	mg/kg	01-NOV-17	06-NOV-17	R3880609
Iron (Fe)-Total	1.24		0.60	mg/kg wwt	01-NOV-17	06-NOV-17	R3880609
Lead (Pb)-Total	<0.020		0.020	mg/kg	01-NOV-17	06-NOV-17	R3880609
Lead (Pb)-Total	<0.0040		0.0040	mg/kg wwt	01-NOV-17	06-NOV-17	R3880609
Lithium (Li)-Total	<0.50		0.50	mg/kg	01-NOV-17	06-NOV-17	R3880609
Lithium (Li)-Total	<0.10		0.10	mg/kg wwt	01-NOV-17	06-NOV-17	R3880609
Magnesium (Mg)-Total	1540		2.0	mg/kg	01-NOV-17	06-NOV-17	R3880609
Magnesium (Mg)-Total	328		0.40	mg/kg wwt	01-NOV-17	06-NOV-17	R3880609
Manganese (Mn)-Total	4.54		0.050	mg/kg	01-NOV-17	06-NOV-17	R3880609
Manganese (Mn)-Total	0.971		0.010	mg/kg wwt	01-NOV-17	06-NOV-17	R3880609
Mercury (Hg)-Total	1.55		0.025	mg/kg	01-NOV-17	06-NOV-17	R3876874
Mercury (Hg)-Total	0.332		0.0050	mg/kg wwt	01-NOV-17	06-NOV-17	R3876868
Molybdenum (Mo)-Total	<0.020		0.020	mg/kg	01-NOV-17	06-NOV-17	R3880609
Molybdenum (Mo)-Total	<0.0040		0.0040	mg/kg wwt	01-NOV-17	06-NOV-17	R3880609
Nickel (Ni)-Total	<0.20		0.20	mg/kg	01-NOV-17	06-NOV-17	R3880609
Nickel (Ni)-Total	<0.040		0.040	mg/kg wwt	01-NOV-17	06-NOV-17	R3880609
Phosphorus (P)-Total	12500		10	mg/kg	01-NOV-17	06-NOV-17	R3880609
Phosphorus (P)-Total	2660		2.0	mg/kg wwt	01-NOV-17	06-NOV-17	R3880609
Potassium (K)-Total	20300		20	mg/kg	01-NOV-17	06-NOV-17	R3880609
Potassium (K)-Total	4340		4.0	mg/kg wwt	01-NOV-17	06-NOV-17	R3880609
Rubidium (Rb)-Total	29.4		0.050	mg/kg	01-NOV-17	06-NOV-17	R3880609
Rubidium (Rb)-Total	6.28		0.010	mg/kg wwt	01-NOV-17	06-NOV-17	R3880609
Selenium (Se)-Total	0.680		0.050	mg/kg	01-NOV-17	06-NOV-17	R3880609
Selenium (Se)-Total	0.145		0.010	mg/kg wwt	01-NOV-17	06-NOV-17	R3880609
Sodium (Na)-Total	1200		20	mg/kg	01-NOV-17	06-NOV-17	R3880609
Sodium (Na)-Total	258		4.0	mg/kg wwt	01-NOV-17	06-NOV-17	R3880609
Strontium (Sr)-Total	1.92		0.050	mg/kg	01-NOV-17	06-NOV-17	R3880609
Strontium (Sr)-Total	0.411		0.010	mg/kg wwt	01-NOV-17	06-NOV-17	R3880609
Tellurium (Te)-Total	<0.020		0.020	mg/kg	01-NOV-17	06-NOV-17	R3880609
Tellurium (Te)-Total	<0.0040		0.0040	mg/kg wwt	01-NOV-17	06-NOV-17	R3880609
Thallium (Tl)-Total	0.0107		0.0020	mg/kg	01-NOV-17	06-NOV-17	R3880609

* Refer to Referenced Information for Qualifiers (if any) and Methodology.

ALS ENVIRONMENTAL ANALYTICAL REPORT

Sample Details/Parameters	Result	Qualifier*	D.L.	Units	Extracted	Analyzed	Batch
L1992980-39 PINR-EXP-2017-NP01 MUSCLE Sampled By: KB PS on 15-SEP-17 @ 00:01 Matrix: Tissue							
Metals							
Thallium (Tl)-Total	0.00228		0.00040	mg/kg wwt	01-NOV-17	06-NOV-17	R3880609
Tin (Sn)-Total	<0.10		0.10	mg/kg	01-NOV-17	06-NOV-17	R3880609
Tin (Sn)-Total	<0.020		0.020	mg/kg wwt	01-NOV-17	06-NOV-17	R3880609
Uranium (U)-Total	<0.0020		0.0020	mg/kg	01-NOV-17	06-NOV-17	R3880609
Uranium (U)-Total	<0.00040		0.00040	mg/kg wwt	01-NOV-17	06-NOV-17	R3880609
Vanadium (V)-Total	<0.10		0.10	mg/kg	01-NOV-17	06-NOV-17	R3880609
Vanadium (V)-Total	<0.020		0.020	mg/kg wwt	01-NOV-17	06-NOV-17	R3880609
Zinc (Zn)-Total	16.5		0.50	mg/kg	01-NOV-17	06-NOV-17	R3880609
Zinc (Zn)-Total	3.53		0.10	mg/kg wwt	01-NOV-17	06-NOV-17	R3880609
Zirconium (Zr)-Total	<0.20		0.20	mg/kg	01-NOV-17	06-NOV-17	R3880609
Zirconium (Zr)-Total	<0.040		0.040	mg/kg wwt	01-NOV-17	06-NOV-17	R3880609
L1992980-40 PINR-EXP-2017-NP02 MUSCLE Sampled By: KB PS on 15-SEP-17 @ 00:01 Matrix: Tissue							
Physical Tests							
% Moisture	79.1		0.50	%		01-NOV-17	R3873311
Metals							
Aluminum (Al)-Total	<2.0		2.0	mg/kg	01-NOV-17	06-NOV-17	R3880609
Aluminum (Al)-Total	<0.40		0.40	mg/kg wwt	01-NOV-17	06-NOV-17	R3880609
Antimony (Sb)-Total	<0.010		0.010	mg/kg	01-NOV-17	15-NOV-17	R3887174
Antimony (Sb)-Total	<0.0020		0.0020	mg/kg wwt	01-NOV-17	15-NOV-17	R3887174
Arsenic (As)-Total	0.293		0.020	mg/kg	01-NOV-17	06-NOV-17	R3880609
Arsenic (As)-Total	0.0612		0.0040	mg/kg wwt	01-NOV-17	06-NOV-17	R3880609
Barium (Ba)-Total	0.528		0.050	mg/kg	01-NOV-17	06-NOV-17	R3880609
Barium (Ba)-Total	0.111		0.010	mg/kg wwt	01-NOV-17	06-NOV-17	R3880609
Beryllium (Be)-Total	<0.010		0.010	mg/kg	01-NOV-17	06-NOV-17	R3880609
Beryllium (Be)-Total	<0.0020		0.0020	mg/kg wwt	01-NOV-17	06-NOV-17	R3880609
Bismuth (Bi)-Total	0.023		0.010	mg/kg	01-NOV-17	06-NOV-17	R3880609
Bismuth (Bi)-Total	0.0047		0.0020	mg/kg wwt	01-NOV-17	06-NOV-17	R3880609
Boron (B)-Total	<1.0		1.0	mg/kg	01-NOV-17	06-NOV-17	R3880609
Boron (B)-Total	<0.20		0.20	mg/kg wwt	01-NOV-17	06-NOV-17	R3880609
Cadmium (Cd)-Total	<0.0050		0.0050	mg/kg	01-NOV-17	06-NOV-17	R3880609
Cadmium (Cd)-Total	<0.0010		0.0010	mg/kg wwt	01-NOV-17	06-NOV-17	R3880609
Calcium (Ca)-Total	3580		20	mg/kg	01-NOV-17	06-NOV-17	R3880609
Calcium (Ca)-Total	748		4.0	mg/kg wwt	01-NOV-17	06-NOV-17	R3880609
Cesium (Cs)-Total	0.0375		0.0050	mg/kg	01-NOV-17	06-NOV-17	R3880609
Cesium (Cs)-Total	0.0078		0.0010	mg/kg wwt	01-NOV-17	06-NOV-17	R3880609
Chromium (Cr)-Total	<0.050		0.050	mg/kg	01-NOV-17	06-NOV-17	R3880609
Chromium (Cr)-Total	<0.010		0.010	mg/kg wwt	01-NOV-17	06-NOV-17	R3880609
Cobalt (Co)-Total	<0.020		0.020	mg/kg	01-NOV-17	06-NOV-17	R3880609
Cobalt (Co)-Total	<0.0040		0.0040	mg/kg wwt	01-NOV-17	06-NOV-17	R3880609
Copper (Cu)-Total	0.66		0.10	mg/kg	01-NOV-17	06-NOV-17	R3880609

* Refer to Referenced Information for Qualifiers (if any) and Methodology.

ALS ENVIRONMENTAL ANALYTICAL REPORT

Sample Details/Parameters	Result	Qualifier*	D.L.	Units	Extracted	Analyzed	Batch
L1992980-40 PINR-EXP-2017-NP02 MUSCLE Sampled By: KB PS on 15-SEP-17 @ 00:01 Matrix: Tissue							
Metals							
Copper (Cu)-Total	0.139		0.020	mg/kg wwt	01-NOV-17	06-NOV-17	R3880609
Iron (Fe)-Total	8.0		3.0	mg/kg	01-NOV-17	06-NOV-17	R3880609
Iron (Fe)-Total	1.66		0.60	mg/kg wwt	01-NOV-17	06-NOV-17	R3880609
Lead (Pb)-Total	<0.020		0.020	mg/kg	01-NOV-17	06-NOV-17	R3880609
Lead (Pb)-Total	<0.0040		0.0040	mg/kg wwt	01-NOV-17	06-NOV-17	R3880609
Lithium (Li)-Total	<0.50		0.50	mg/kg	01-NOV-17	06-NOV-17	R3880609
Lithium (Li)-Total	<0.10		0.10	mg/kg wwt	01-NOV-17	06-NOV-17	R3880609
Magnesium (Mg)-Total	1650		2.0	mg/kg	01-NOV-17	06-NOV-17	R3880609
Magnesium (Mg)-Total	345		0.40	mg/kg wwt	01-NOV-17	06-NOV-17	R3880609
Manganese (Mn)-Total	3.74		0.050	mg/kg	01-NOV-17	06-NOV-17	R3880609
Manganese (Mn)-Total	0.782		0.010	mg/kg wwt	01-NOV-17	06-NOV-17	R3880609
Mercury (Hg)-Total	1.13		0.025	mg/kg	01-NOV-17	06-NOV-17	R3876874
Mercury (Hg)-Total	0.236		0.0050	mg/kg wwt	01-NOV-17	06-NOV-17	R3876868
Molybdenum (Mo)-Total	<0.020		0.020	mg/kg	01-NOV-17	06-NOV-17	R3880609
Molybdenum (Mo)-Total	<0.0040		0.0040	mg/kg wwt	01-NOV-17	06-NOV-17	R3880609
Nickel (Ni)-Total	<0.20		0.20	mg/kg	01-NOV-17	06-NOV-17	R3880609
Nickel (Ni)-Total	<0.040		0.040	mg/kg wwt	01-NOV-17	06-NOV-17	R3880609
Phosphorus (P)-Total	12500		10	mg/kg	01-NOV-17	06-NOV-17	R3880609
Phosphorus (P)-Total	2610		2.0	mg/kg wwt	01-NOV-17	06-NOV-17	R3880609
Potassium (K)-Total	20600		20	mg/kg	01-NOV-17	06-NOV-17	R3880609
Potassium (K)-Total	4300		4.0	mg/kg wwt	01-NOV-17	06-NOV-17	R3880609
Rubidium (Rb)-Total	33.2		0.050	mg/kg	01-NOV-17	06-NOV-17	R3880609
Rubidium (Rb)-Total	6.95		0.010	mg/kg wwt	01-NOV-17	06-NOV-17	R3880609
Selenium (Se)-Total	0.708		0.050	mg/kg	01-NOV-17	06-NOV-17	R3880609
Selenium (Se)-Total	0.148		0.010	mg/kg wwt	01-NOV-17	06-NOV-17	R3880609
Sodium (Na)-Total	1280		20	mg/kg	01-NOV-17	06-NOV-17	R3880609
Sodium (Na)-Total	267		4.0	mg/kg wwt	01-NOV-17	06-NOV-17	R3880609
Strontium (Sr)-Total	1.63		0.050	mg/kg	01-NOV-17	06-NOV-17	R3880609
Strontium (Sr)-Total	0.340		0.010	mg/kg wwt	01-NOV-17	06-NOV-17	R3880609
Tellurium (Te)-Total	<0.020		0.020	mg/kg	01-NOV-17	06-NOV-17	R3880609
Tellurium (Te)-Total	<0.0040		0.0040	mg/kg wwt	01-NOV-17	06-NOV-17	R3880609
Thallium (Tl)-Total	0.0093		0.0020	mg/kg	01-NOV-17	15-NOV-17	R3887174
Thallium (Tl)-Total	0.00194		0.00040	mg/kg wwt	01-NOV-17	15-NOV-17	R3887174
Tin (Sn)-Total	<0.10		0.10	mg/kg	01-NOV-17	06-NOV-17	R3880609
Tin (Sn)-Total	<0.020		0.020	mg/kg wwt	01-NOV-17	06-NOV-17	R3880609
Uranium (U)-Total	0.0021		0.0020	mg/kg	01-NOV-17	06-NOV-17	R3880609
Uranium (U)-Total	0.00044		0.00040	mg/kg wwt	01-NOV-17	06-NOV-17	R3880609
Vanadium (V)-Total	<0.10		0.10	mg/kg	01-NOV-17	06-NOV-17	R3880609
Vanadium (V)-Total	<0.020		0.020	mg/kg wwt	01-NOV-17	06-NOV-17	R3880609
Zinc (Zn)-Total	17.8		0.50	mg/kg	01-NOV-17	06-NOV-17	R3880609
Zinc (Zn)-Total	3.72		0.10	mg/kg wwt	01-NOV-17	06-NOV-17	R3880609

* Refer to Referenced Information for Qualifiers (if any) and Methodology.

ALS ENVIRONMENTAL ANALYTICAL REPORT

Sample Details/Parameters	Result	Qualifier*	D.L.	Units	Extracted	Analyzed	Batch
L1992980-40 PINR-EXP-2017-NP02 MUSCLE Sampled By: KB PS on 15-SEP-17 @ 00:01 Matrix: Tissue							
Metals							
Zirconium (Zr)-Total	<0.20		0.20	mg/kg	01-NOV-17	06-NOV-17	R3880609
Zirconium (Zr)-Total	<0.040		0.040	mg/kg wwt	01-NOV-17	06-NOV-17	R3880609
L1992980-41 PINR-EXP-2017-NP03 MUSCLE Sampled By: KB PS on 15-SEP-17 @ 00:01 Matrix: Tissue							
Physical Tests							
% Moisture	77.5		0.50	%		01-NOV-17	R3873311
Metals							
Aluminum (Al)-Total	<2.0		2.0	mg/kg	01-NOV-17	06-NOV-17	R3880609
Aluminum (Al)-Total	<0.40		0.40	mg/kg wwt	01-NOV-17	06-NOV-17	R3880609
Antimony (Sb)-Total	<0.010		0.010	mg/kg	01-NOV-17	06-NOV-17	R3880609
Antimony (Sb)-Total	<0.0020		0.0020	mg/kg wwt	01-NOV-17	06-NOV-17	R3880609
Arsenic (As)-Total	0.227		0.020	mg/kg	01-NOV-17	06-NOV-17	R3880609
Arsenic (As)-Total	0.0511		0.0040	mg/kg wwt	01-NOV-17	06-NOV-17	R3880609
Barium (Ba)-Total	0.789		0.050	mg/kg	01-NOV-17	06-NOV-17	R3880609
Barium (Ba)-Total	0.178		0.010	mg/kg wwt	01-NOV-17	06-NOV-17	R3880609
Beryllium (Be)-Total	<0.010		0.010	mg/kg	01-NOV-17	06-NOV-17	R3880609
Beryllium (Be)-Total	<0.0020		0.0020	mg/kg wwt	01-NOV-17	06-NOV-17	R3880609
Bismuth (Bi)-Total	0.011		0.010	mg/kg	01-NOV-17	06-NOV-17	R3880609
Bismuth (Bi)-Total	0.0025		0.0020	mg/kg wwt	01-NOV-17	06-NOV-17	R3880609
Boron (B)-Total	<1.0		1.0	mg/kg	01-NOV-17	06-NOV-17	R3880609
Boron (B)-Total	<0.20		0.20	mg/kg wwt	01-NOV-17	06-NOV-17	R3880609
Cadmium (Cd)-Total	<0.0050		0.0050	mg/kg	01-NOV-17	06-NOV-17	R3880609
Cadmium (Cd)-Total	<0.0010		0.0010	mg/kg wwt	01-NOV-17	06-NOV-17	R3880609
Calcium (Ca)-Total	3340		20	mg/kg	01-NOV-17	06-NOV-17	R3880609
Calcium (Ca)-Total	753		4.0	mg/kg wwt	01-NOV-17	06-NOV-17	R3880609
Cesium (Cs)-Total	0.0298		0.0050	mg/kg	01-NOV-17	06-NOV-17	R3880609
Cesium (Cs)-Total	0.0067		0.0010	mg/kg wwt	01-NOV-17	06-NOV-17	R3880609
Chromium (Cr)-Total	0.135		0.050	mg/kg	01-NOV-17	06-NOV-17	R3880609
Chromium (Cr)-Total	0.030		0.010	mg/kg wwt	01-NOV-17	06-NOV-17	R3880609
Cobalt (Co)-Total	<0.020		0.020	mg/kg	01-NOV-17	06-NOV-17	R3880609
Cobalt (Co)-Total	<0.0040		0.0040	mg/kg wwt	01-NOV-17	06-NOV-17	R3880609
Copper (Cu)-Total	1.02		0.10	mg/kg	01-NOV-17	06-NOV-17	R3880609
Copper (Cu)-Total	0.231		0.020	mg/kg wwt	01-NOV-17	06-NOV-17	R3880609
Iron (Fe)-Total	7.6		3.0	mg/kg	01-NOV-17	06-NOV-17	R3880609
Iron (Fe)-Total	1.71		0.60	mg/kg wwt	01-NOV-17	06-NOV-17	R3880609
Lead (Pb)-Total	<0.020		0.020	mg/kg	01-NOV-17	06-NOV-17	R3880609
Lead (Pb)-Total	<0.0040		0.0040	mg/kg wwt	01-NOV-17	06-NOV-17	R3880609
Lithium (Li)-Total	<0.50		0.50	mg/kg	01-NOV-17	06-NOV-17	R3880609
Lithium (Li)-Total	<0.10		0.10	mg/kg wwt	01-NOV-17	06-NOV-17	R3880609
Magnesium (Mg)-Total	1460		2.0	mg/kg	01-NOV-17	06-NOV-17	R3880609
Magnesium (Mg)-Total	330		0.40	mg/kg wwt	01-NOV-17	06-NOV-17	R3880609

* Refer to Referenced Information for Qualifiers (if any) and Methodology.

ALS ENVIRONMENTAL ANALYTICAL REPORT

Sample Details/Parameters	Result	Qualifier*	D.L.	Units	Extracted	Analyzed	Batch
L1992980-41 PINR-EXP-2017-NP03 MUSCLE Sampled By: KB PS on 15-SEP-17 @ 00:01 Matrix: Tissue							
Metals							
Manganese (Mn)-Total	2.59		0.050	mg/kg	01-NOV-17	06-NOV-17	R3880609
Manganese (Mn)-Total	0.585		0.010	mg/kg wwt	01-NOV-17	06-NOV-17	R3880609
Mercury (Hg)-Total	1.66		0.025	mg/kg	01-NOV-17	06-NOV-17	R3876874
Mercury (Hg)-Total	0.375		0.0050	mg/kg wwt	01-NOV-17	06-NOV-17	R3876868
Molybdenum (Mo)-Total	<0.020		0.020	mg/kg	01-NOV-17	06-NOV-17	R3880609
Molybdenum (Mo)-Total	<0.0040		0.0040	mg/kg wwt	01-NOV-17	06-NOV-17	R3880609
Nickel (Ni)-Total	<0.20		0.20	mg/kg	01-NOV-17	06-NOV-17	R3880609
Nickel (Ni)-Total	<0.040		0.040	mg/kg wwt	01-NOV-17	06-NOV-17	R3880609
Phosphorus (P)-Total	12000		10	mg/kg	01-NOV-17	06-NOV-17	R3880609
Phosphorus (P)-Total	2700		2.0	mg/kg wwt	01-NOV-17	06-NOV-17	R3880609
Potassium (K)-Total	19600		20	mg/kg	01-NOV-17	06-NOV-17	R3880609
Potassium (K)-Total	4410		4.0	mg/kg wwt	01-NOV-17	06-NOV-17	R3880609
Rubidium (Rb)-Total	21.9		0.050	mg/kg	01-NOV-17	06-NOV-17	R3880609
Rubidium (Rb)-Total	4.93		0.010	mg/kg wwt	01-NOV-17	06-NOV-17	R3880609
Selenium (Se)-Total	0.738		0.050	mg/kg	01-NOV-17	06-NOV-17	R3880609
Selenium (Se)-Total	0.166		0.010	mg/kg wwt	01-NOV-17	06-NOV-17	R3880609
Sodium (Na)-Total	1270		20	mg/kg	01-NOV-17	06-NOV-17	R3880609
Sodium (Na)-Total	286		4.0	mg/kg wwt	01-NOV-17	06-NOV-17	R3880609
Strontium (Sr)-Total	3.18		0.050	mg/kg	01-NOV-17	06-NOV-17	R3880609
Strontium (Sr)-Total	0.718		0.010	mg/kg wwt	01-NOV-17	06-NOV-17	R3880609
Tellurium (Te)-Total	<0.020		0.020	mg/kg	01-NOV-17	06-NOV-17	R3880609
Tellurium (Te)-Total	<0.0040		0.0040	mg/kg wwt	01-NOV-17	06-NOV-17	R3880609
Thallium (Tl)-Total	0.0103		0.0020	mg/kg	01-NOV-17	06-NOV-17	R3880609
Thallium (Tl)-Total	0.00231		0.00040	mg/kg wwt	01-NOV-17	06-NOV-17	R3880609
Tin (Sn)-Total	<0.10		0.10	mg/kg	01-NOV-17	06-NOV-17	R3880609
Tin (Sn)-Total	<0.020		0.020	mg/kg wwt	01-NOV-17	06-NOV-17	R3880609
Uranium (U)-Total	<0.0020		0.0020	mg/kg	01-NOV-17	06-NOV-17	R3880609
Uranium (U)-Total	<0.00040		0.00040	mg/kg wwt	01-NOV-17	06-NOV-17	R3880609
Vanadium (V)-Total	<0.10		0.10	mg/kg	01-NOV-17	06-NOV-17	R3880609
Vanadium (V)-Total	<0.020		0.020	mg/kg wwt	01-NOV-17	06-NOV-17	R3880609
Zinc (Zn)-Total	18.7		0.50	mg/kg	01-NOV-17	06-NOV-17	R3880609
Zinc (Zn)-Total	4.21		0.10	mg/kg wwt	01-NOV-17	06-NOV-17	R3880609
Zirconium (Zr)-Total	<0.20		0.20	mg/kg	01-NOV-17	06-NOV-17	R3880609
Zirconium (Zr)-Total	<0.040		0.040	mg/kg wwt	01-NOV-17	06-NOV-17	R3880609
L1992980-42 PINR-EXP-2017-NP03X MUSCLE Sampled By: KB PS on 15-SEP-17 @ 00:01 Matrix: Tissue							
Physical Tests							
% Moisture	78.2		0.50	%		01-NOV-17	R3873311
Metals							
Aluminum (Al)-Total	<2.0		2.0	mg/kg	01-NOV-17	06-NOV-17	R3880609
Aluminum (Al)-Total	<0.40		0.40	mg/kg wwt	01-NOV-17	06-NOV-17	R3880609

* Refer to Referenced Information for Qualifiers (if any) and Methodology.

ALS ENVIRONMENTAL ANALYTICAL REPORT

Sample Details/Parameters	Result	Qualifier*	D.L.	Units	Extracted	Analyzed	Batch
L1992980-42 PINR-EXP-2017-NP03X MUSCLE							
Sampled By: KB PS on 15-SEP-17 @ 00:01							
Matrix: Tissue							
Metals							
Antimony (Sb)-Total	<0.010		0.010	mg/kg	01-NOV-17	06-NOV-17	R3880609
Antimony (Sb)-Total	<0.0020		0.0020	mg/kg wwt	01-NOV-17	06-NOV-17	R3880609
Arsenic (As)-Total	0.228		0.020	mg/kg	01-NOV-17	06-NOV-17	R3880609
Arsenic (As)-Total	0.0498		0.0040	mg/kg wwt	01-NOV-17	06-NOV-17	R3880609
Barium (Ba)-Total	0.748		0.050	mg/kg	01-NOV-17	06-NOV-17	R3880609
Barium (Ba)-Total	0.164		0.010	mg/kg wwt	01-NOV-17	06-NOV-17	R3880609
Beryllium (Be)-Total	<0.010		0.010	mg/kg	01-NOV-17	06-NOV-17	R3880609
Beryllium (Be)-Total	<0.0020		0.0020	mg/kg wwt	01-NOV-17	06-NOV-17	R3880609
Bismuth (Bi)-Total	0.011		0.010	mg/kg	01-NOV-17	06-NOV-17	R3880609
Bismuth (Bi)-Total	0.0025		0.0020	mg/kg wwt	01-NOV-17	06-NOV-17	R3880609
Boron (B)-Total	<1.0		1.0	mg/kg	01-NOV-17	06-NOV-17	R3880609
Boron (B)-Total	<0.20		0.20	mg/kg wwt	01-NOV-17	06-NOV-17	R3880609
Cadmium (Cd)-Total	<0.0050		0.0050	mg/kg	01-NOV-17	06-NOV-17	R3880609
Cadmium (Cd)-Total	<0.0010		0.0010	mg/kg wwt	01-NOV-17	06-NOV-17	R3880609
Calcium (Ca)-Total	3290		20	mg/kg	01-NOV-17	06-NOV-17	R3880609
Calcium (Ca)-Total	719		4.0	mg/kg wwt	01-NOV-17	06-NOV-17	R3880609
Cesium (Cs)-Total	0.0300		0.0050	mg/kg	01-NOV-17	06-NOV-17	R3880609
Cesium (Cs)-Total	0.0065		0.0010	mg/kg wwt	01-NOV-17	06-NOV-17	R3880609
Chromium (Cr)-Total	<0.050		0.050	mg/kg	01-NOV-17	06-NOV-17	R3880609
Chromium (Cr)-Total	<0.010		0.010	mg/kg wwt	01-NOV-17	06-NOV-17	R3880609
Cobalt (Co)-Total	<0.020		0.020	mg/kg	01-NOV-17	06-NOV-17	R3880609
Cobalt (Co)-Total	<0.0040		0.0040	mg/kg wwt	01-NOV-17	06-NOV-17	R3880609
Copper (Cu)-Total	0.47		0.10	mg/kg	01-NOV-17	06-NOV-17	R3880609
Copper (Cu)-Total	0.103		0.020	mg/kg wwt	01-NOV-17	06-NOV-17	R3880609
Iron (Fe)-Total	5.2		3.0	mg/kg	01-NOV-17	06-NOV-17	R3880609
Iron (Fe)-Total	1.13		0.60	mg/kg wwt	01-NOV-17	06-NOV-17	R3880609
Lead (Pb)-Total	<0.020		0.020	mg/kg	01-NOV-17	06-NOV-17	R3880609
Lead (Pb)-Total	<0.0040		0.0040	mg/kg wwt	01-NOV-17	06-NOV-17	R3880609
Lithium (Li)-Total	<0.50		0.50	mg/kg	01-NOV-17	06-NOV-17	R3880609
Lithium (Li)-Total	<0.10		0.10	mg/kg wwt	01-NOV-17	06-NOV-17	R3880609
Magnesium (Mg)-Total	1530		2.0	mg/kg	01-NOV-17	06-NOV-17	R3880609
Magnesium (Mg)-Total	335		0.40	mg/kg wwt	01-NOV-17	06-NOV-17	R3880609
Manganese (Mn)-Total	2.54		0.050	mg/kg	01-NOV-17	06-NOV-17	R3880609
Manganese (Mn)-Total	0.554		0.010	mg/kg wwt	01-NOV-17	06-NOV-17	R3880609
Mercury (Hg)-Total	1.75		0.025	mg/kg	01-NOV-17	06-NOV-17	R3876874
Mercury (Hg)-Total	0.382		0.0050	mg/kg wwt	01-NOV-17	06-NOV-17	R3876868
Molybdenum (Mo)-Total	<0.020		0.020	mg/kg	01-NOV-17	06-NOV-17	R3880609
Molybdenum (Mo)-Total	<0.0040		0.0040	mg/kg wwt	01-NOV-17	06-NOV-17	R3880609
Nickel (Ni)-Total	<0.20		0.20	mg/kg	01-NOV-17	06-NOV-17	R3880609
Nickel (Ni)-Total	<0.040		0.040	mg/kg wwt	01-NOV-17	06-NOV-17	R3880609
Phosphorus (P)-Total	12300		10	mg/kg	01-NOV-17	06-NOV-17	R3880609

* Refer to Referenced Information for Qualifiers (if any) and Methodology.

ALS ENVIRONMENTAL ANALYTICAL REPORT

Sample Details/Parameters	Result	Qualifier*	D.L.	Units	Extracted	Analyzed	Batch
L1992980-42 PINR-EXP-2017-NP03X MUSCLE Sampled By: KB PS on 15-SEP-17 @ 00:01 Matrix: Tissue							
Metals							
Phosphorus (P)-Total	2680		2.0	mg/kg wwt	01-NOV-17	06-NOV-17	R3880609
Potassium (K)-Total	20000		20	mg/kg	01-NOV-17	06-NOV-17	R3880609
Potassium (K)-Total	4360		4.0	mg/kg wwt	01-NOV-17	06-NOV-17	R3880609
Rubidium (Rb)-Total	22.4		0.050	mg/kg	01-NOV-17	06-NOV-17	R3880609
Rubidium (Rb)-Total	4.88		0.010	mg/kg wwt	01-NOV-17	06-NOV-17	R3880609
Selenium (Se)-Total	0.738		0.050	mg/kg	01-NOV-17	06-NOV-17	R3880609
Selenium (Se)-Total	0.161		0.010	mg/kg wwt	01-NOV-17	06-NOV-17	R3880609
Sodium (Na)-Total	1230		20	mg/kg	01-NOV-17	06-NOV-17	R3880609
Sodium (Na)-Total	269		4.0	mg/kg wwt	01-NOV-17	06-NOV-17	R3880609
Strontium (Sr)-Total	3.05		0.050	mg/kg	01-NOV-17	06-NOV-17	R3880609
Strontium (Sr)-Total	0.666		0.010	mg/kg wwt	01-NOV-17	06-NOV-17	R3880609
Tellurium (Te)-Total	<0.020		0.020	mg/kg	01-NOV-17	06-NOV-17	R3880609
Tellurium (Te)-Total	<0.0040		0.0040	mg/kg wwt	01-NOV-17	06-NOV-17	R3880609
Thallium (Tl)-Total	0.0111		0.0020	mg/kg	01-NOV-17	06-NOV-17	R3880609
Thallium (Tl)-Total	0.00242		0.00040	mg/kg wwt	01-NOV-17	06-NOV-17	R3880609
Tin (Sn)-Total	<0.10		0.10	mg/kg	01-NOV-17	06-NOV-17	R3880609
Tin (Sn)-Total	<0.020		0.020	mg/kg wwt	01-NOV-17	06-NOV-17	R3880609
Uranium (U)-Total	<0.0020		0.0020	mg/kg	01-NOV-17	06-NOV-17	R3880609
Uranium (U)-Total	<0.00040		0.00040	mg/kg wwt	01-NOV-17	06-NOV-17	R3880609
Vanadium (V)-Total	<0.10		0.10	mg/kg	01-NOV-17	06-NOV-17	R3880609
Vanadium (V)-Total	<0.020		0.020	mg/kg wwt	01-NOV-17	06-NOV-17	R3880609
Zinc (Zn)-Total	16.5		0.50	mg/kg	01-NOV-17	06-NOV-17	R3880609
Zinc (Zn)-Total	3.61		0.10	mg/kg wwt	01-NOV-17	06-NOV-17	R3880609
Zirconium (Zr)-Total	<0.20		0.20	mg/kg	01-NOV-17	06-NOV-17	R3880609
Zirconium (Zr)-Total	<0.040		0.040	mg/kg wwt	01-NOV-17	06-NOV-17	R3880609
L1992980-43 PINR-EXP-2017-NP04 MUSCLE Sampled By: KB PS on 16-SEP-17 @ 00:01 Matrix: Tissue							
Physical Tests							
% Moisture	77.5		0.50	%		01-NOV-17	R3873311
Metals							
Aluminum (Al)-Total	<2.0		2.0	mg/kg	01-NOV-17	06-NOV-17	R3880609
Aluminum (Al)-Total	<0.40		0.40	mg/kg wwt	01-NOV-17	06-NOV-17	R3880609
Antimony (Sb)-Total	<0.010		0.010	mg/kg	01-NOV-17	06-NOV-17	R3880609
Antimony (Sb)-Total	<0.0020		0.0020	mg/kg wwt	01-NOV-17	06-NOV-17	R3880609
Arsenic (As)-Total	0.282		0.020	mg/kg	01-NOV-17	06-NOV-17	R3880609
Arsenic (As)-Total	0.0634		0.0040	mg/kg wwt	01-NOV-17	06-NOV-17	R3880609
Barium (Ba)-Total	0.437		0.050	mg/kg	01-NOV-17	06-NOV-17	R3880609
Barium (Ba)-Total	0.098		0.010	mg/kg wwt	01-NOV-17	06-NOV-17	R3880609
Beryllium (Be)-Total	<0.010		0.010	mg/kg	01-NOV-17	06-NOV-17	R3880609
Beryllium (Be)-Total	<0.0020		0.0020	mg/kg wwt	01-NOV-17	06-NOV-17	R3880609
Bismuth (Bi)-Total	<0.010		0.010	mg/kg	01-NOV-17	06-NOV-17	R3880609

* Refer to Referenced Information for Qualifiers (if any) and Methodology.

ALS ENVIRONMENTAL ANALYTICAL REPORT

Sample Details/Parameters	Result	Qualifier*	D.L.	Units	Extracted	Analyzed	Batch
L1992980-43 PINR-EXP-2017-NP04 MUSCLE Sampled By: KB PS on 16-SEP-17 @ 00:01 Matrix: Tissue							
Metals							
Bismuth (Bi)-Total	<0.0020		0.0020	mg/kg wwt	01-NOV-17	06-NOV-17	R3880609
Boron (B)-Total	<1.0		1.0	mg/kg	01-NOV-17	06-NOV-17	R3880609
Boron (B)-Total	<0.20		0.20	mg/kg wwt	01-NOV-17	06-NOV-17	R3880609
Cadmium (Cd)-Total	<0.0050		0.0050	mg/kg	01-NOV-17	06-NOV-17	R3880609
Cadmium (Cd)-Total	<0.0010		0.0010	mg/kg wwt	01-NOV-17	06-NOV-17	R3880609
Calcium (Ca)-Total	3140		20	mg/kg	01-NOV-17	06-NOV-17	R3880609
Calcium (Ca)-Total	707		4.0	mg/kg wwt	01-NOV-17	06-NOV-17	R3880609
Cesium (Cs)-Total	0.0246		0.0050	mg/kg	01-NOV-17	06-NOV-17	R3880609
Cesium (Cs)-Total	0.0055		0.0010	mg/kg wwt	01-NOV-17	06-NOV-17	R3880609
Chromium (Cr)-Total	<0.050		0.050	mg/kg	01-NOV-17	06-NOV-17	R3880609
Chromium (Cr)-Total	<0.010		0.010	mg/kg wwt	01-NOV-17	06-NOV-17	R3880609
Cobalt (Co)-Total	<0.020		0.020	mg/kg	01-NOV-17	06-NOV-17	R3880609
Cobalt (Co)-Total	<0.0040		0.0040	mg/kg wwt	01-NOV-17	06-NOV-17	R3880609
Copper (Cu)-Total	0.53		0.10	mg/kg	01-NOV-17	06-NOV-17	R3880609
Copper (Cu)-Total	0.119		0.020	mg/kg wwt	01-NOV-17	06-NOV-17	R3880609
Iron (Fe)-Total	8.4		3.0	mg/kg	01-NOV-17	06-NOV-17	R3880609
Iron (Fe)-Total	1.88		0.60	mg/kg wwt	01-NOV-17	06-NOV-17	R3880609
Lead (Pb)-Total	<0.020		0.020	mg/kg	01-NOV-17	06-NOV-17	R3880609
Lead (Pb)-Total	<0.0040		0.0040	mg/kg wwt	01-NOV-17	06-NOV-17	R3880609
Lithium (Li)-Total	<0.50		0.50	mg/kg	01-NOV-17	06-NOV-17	R3880609
Lithium (Li)-Total	<0.10		0.10	mg/kg wwt	01-NOV-17	06-NOV-17	R3880609
Magnesium (Mg)-Total	1390		2.0	mg/kg	01-NOV-17	06-NOV-17	R3880609
Magnesium (Mg)-Total	312		0.40	mg/kg wwt	01-NOV-17	06-NOV-17	R3880609
Manganese (Mn)-Total	2.67		0.050	mg/kg	01-NOV-17	06-NOV-17	R3880609
Manganese (Mn)-Total	0.600		0.010	mg/kg wwt	01-NOV-17	06-NOV-17	R3880609
Mercury (Hg)-Total	1.59		0.025	mg/kg	01-NOV-17	06-NOV-17	R3876874
Mercury (Hg)-Total	0.358		0.0060	mg/kg wwt	01-NOV-17	06-NOV-17	R3876868
Molybdenum (Mo)-Total	<0.020		0.020	mg/kg	01-NOV-17	06-NOV-17	R3880609
Molybdenum (Mo)-Total	<0.0040		0.0040	mg/kg wwt	01-NOV-17	06-NOV-17	R3880609
Nickel (Ni)-Total	<0.20		0.20	mg/kg	01-NOV-17	06-NOV-17	R3880609
Nickel (Ni)-Total	<0.040		0.040	mg/kg wwt	01-NOV-17	06-NOV-17	R3880609
Phosphorus (P)-Total	11900		10	mg/kg	01-NOV-17	06-NOV-17	R3880609
Phosphorus (P)-Total	2690		2.0	mg/kg wwt	01-NOV-17	06-NOV-17	R3880609
Potassium (K)-Total	20000		20	mg/kg	01-NOV-17	06-NOV-17	R3880609
Potassium (K)-Total	4500		4.0	mg/kg wwt	01-NOV-17	06-NOV-17	R3880609
Rubidium (Rb)-Total	20.4		0.050	mg/kg	01-NOV-17	06-NOV-17	R3880609
Rubidium (Rb)-Total	4.59		0.010	mg/kg wwt	01-NOV-17	06-NOV-17	R3880609
Selenium (Se)-Total	0.784		0.050	mg/kg	01-NOV-17	06-NOV-17	R3880609
Selenium (Se)-Total	0.177		0.010	mg/kg wwt	01-NOV-17	06-NOV-17	R3880609
Sodium (Na)-Total	1040		20	mg/kg	01-NOV-17	06-NOV-17	R3880609
Sodium (Na)-Total	235		4.0	mg/kg wwt	01-NOV-17	06-NOV-17	R3880609

* Refer to Referenced Information for Qualifiers (if any) and Methodology.

ALS ENVIRONMENTAL ANALYTICAL REPORT

Sample Details/Parameters	Result	Qualifier*	D.L.	Units	Extracted	Analyzed	Batch
L1992980-43 PINR-EXP-2017-NP04 MUSCLE Sampled By: KB PS on 16-SEP-17 @ 00:01 Matrix: Tissue							
Metals							
Strontium (Sr)-Total	1.37		0.050	mg/kg	01-NOV-17	06-NOV-17	R3880609
Strontium (Sr)-Total	0.309		0.010	mg/kg wwt	01-NOV-17	06-NOV-17	R3880609
Tellurium (Te)-Total	<0.020		0.020	mg/kg	01-NOV-17	06-NOV-17	R3880609
Tellurium (Te)-Total	<0.0040		0.0040	mg/kg wwt	01-NOV-17	06-NOV-17	R3880609
Thallium (Tl)-Total	0.0126		0.0020	mg/kg	01-NOV-17	06-NOV-17	R3880609
Thallium (Tl)-Total	0.00283		0.00040	mg/kg wwt	01-NOV-17	06-NOV-17	R3880609
Tin (Sn)-Total	<0.10		0.10	mg/kg	01-NOV-17	06-NOV-17	R3880609
Tin (Sn)-Total	<0.020		0.020	mg/kg wwt	01-NOV-17	06-NOV-17	R3880609
Uranium (U)-Total	<0.0020		0.0020	mg/kg	01-NOV-17	06-NOV-17	R3880609
Uranium (U)-Total	<0.00040		0.00040	mg/kg wwt	01-NOV-17	06-NOV-17	R3880609
Vanadium (V)-Total	<0.10		0.10	mg/kg	01-NOV-17	06-NOV-17	R3880609
Vanadium (V)-Total	<0.020		0.020	mg/kg wwt	01-NOV-17	06-NOV-17	R3880609
Zinc (Zn)-Total	15.8		0.50	mg/kg	01-NOV-17	06-NOV-17	R3880609
Zinc (Zn)-Total	3.55		0.10	mg/kg wwt	01-NOV-17	06-NOV-17	R3880609
Zirconium (Zr)-Total	<0.20		0.20	mg/kg	01-NOV-17	06-NOV-17	R3880609
Zirconium (Zr)-Total	<0.040		0.040	mg/kg wwt	01-NOV-17	06-NOV-17	R3880609
L1992980-44 PINR-EXP-2017-NP05 MUSCLE Sampled By: KB PS on 16-SEP-17 @ 00:01 Matrix: Tissue							
Physical Tests							
% Moisture	79.6		0.50	%		01-NOV-17	R3873311
Metals							
Aluminum (Al)-Total	<2.0		2.0	mg/kg	01-NOV-17	06-NOV-17	R3880609
Aluminum (Al)-Total	<0.40		0.40	mg/kg wwt	01-NOV-17	06-NOV-17	R3880609
Antimony (Sb)-Total	<0.010		0.010	mg/kg	01-NOV-17	06-NOV-17	R3880609
Antimony (Sb)-Total	<0.0020		0.0020	mg/kg wwt	01-NOV-17	06-NOV-17	R3880609
Arsenic (As)-Total	0.287		0.020	mg/kg	01-NOV-17	06-NOV-17	R3880609
Arsenic (As)-Total	0.0585		0.0040	mg/kg wwt	01-NOV-17	06-NOV-17	R3880609
Barium (Ba)-Total	0.554		0.050	mg/kg	01-NOV-17	06-NOV-17	R3880609
Barium (Ba)-Total	0.113		0.010	mg/kg wwt	01-NOV-17	06-NOV-17	R3880609
Beryllium (Be)-Total	<0.010		0.010	mg/kg	01-NOV-17	06-NOV-17	R3880609
Beryllium (Be)-Total	<0.0020		0.0020	mg/kg wwt	01-NOV-17	06-NOV-17	R3880609
Bismuth (Bi)-Total	<0.010		0.010	mg/kg	01-NOV-17	06-NOV-17	R3880609
Bismuth (Bi)-Total	<0.0020		0.0020	mg/kg wwt	01-NOV-17	06-NOV-17	R3880609
Boron (B)-Total	<1.0		1.0	mg/kg	01-NOV-17	06-NOV-17	R3880609
Boron (B)-Total	<0.20		0.20	mg/kg wwt	01-NOV-17	06-NOV-17	R3880609
Cadmium (Cd)-Total	<0.0050		0.0050	mg/kg	01-NOV-17	06-NOV-17	R3880609
Cadmium (Cd)-Total	<0.0010		0.0010	mg/kg wwt	01-NOV-17	06-NOV-17	R3880609
Calcium (Ca)-Total	5190		20	mg/kg	01-NOV-17	06-NOV-17	R3880609
Calcium (Ca)-Total	1060		4.0	mg/kg wwt	01-NOV-17	06-NOV-17	R3880609
Cesium (Cs)-Total	0.0585		0.0050	mg/kg	01-NOV-17	06-NOV-17	R3880609
Cesium (Cs)-Total	0.0120		0.0010	mg/kg wwt	01-NOV-17	06-NOV-17	R3880609

* Refer to Referenced Information for Qualifiers (if any) and Methodology.

ALS ENVIRONMENTAL ANALYTICAL REPORT

Sample Details/Parameters	Result	Qualifier*	D.L.	Units	Extracted	Analyzed	Batch
L1992980-44 PINR-EXP-2017-NP05 MUSCLE							
Sampled By: KB PS on 16-SEP-17 @ 00:01							
Matrix: Tissue							
Metals							
Chromium (Cr)-Total	0.130		0.050	mg/kg	01-NOV-17	06-NOV-17	R3880609
Chromium (Cr)-Total	0.027		0.010	mg/kg wwt	01-NOV-17	06-NOV-17	R3880609
Cobalt (Co)-Total	<0.020		0.020	mg/kg	01-NOV-17	06-NOV-17	R3880609
Cobalt (Co)-Total	<0.0040		0.0040	mg/kg wwt	01-NOV-17	06-NOV-17	R3880609
Copper (Cu)-Total	0.62		0.10	mg/kg	01-NOV-17	06-NOV-17	R3880609
Copper (Cu)-Total	0.127		0.020	mg/kg wwt	01-NOV-17	06-NOV-17	R3880609
Iron (Fe)-Total	8.1		3.0	mg/kg	01-NOV-17	06-NOV-17	R3880609
Iron (Fe)-Total	1.65		0.60	mg/kg wwt	01-NOV-17	06-NOV-17	R3880609
Lead (Pb)-Total	<0.020		0.020	mg/kg	01-NOV-17	06-NOV-17	R3880609
Lead (Pb)-Total	<0.0040		0.0040	mg/kg wwt	01-NOV-17	06-NOV-17	R3880609
Lithium (Li)-Total	<0.50		0.50	mg/kg	01-NOV-17	06-NOV-17	R3880609
Lithium (Li)-Total	<0.10		0.10	mg/kg wwt	01-NOV-17	06-NOV-17	R3880609
Magnesium (Mg)-Total	1540		2.0	mg/kg	01-NOV-17	06-NOV-17	R3880609
Magnesium (Mg)-Total	315		0.40	mg/kg wwt	01-NOV-17	06-NOV-17	R3880609
Manganese (Mn)-Total	6.01		0.050	mg/kg	01-NOV-17	06-NOV-17	R3880609
Manganese (Mn)-Total	1.23		0.010	mg/kg wwt	01-NOV-17	06-NOV-17	R3880609
Mercury (Hg)-Total	1.06		0.030	mg/kg	01-NOV-17	06-NOV-17	R3876874
Mercury (Hg)-Total	0.217		0.0060	mg/kg wwt	01-NOV-17	06-NOV-17	R3876868
Molybdenum (Mo)-Total	<0.020		0.020	mg/kg	01-NOV-17	06-NOV-17	R3880609
Molybdenum (Mo)-Total	<0.0040		0.0040	mg/kg wwt	01-NOV-17	06-NOV-17	R3880609
Nickel (Ni)-Total	<0.20		0.20	mg/kg	01-NOV-17	06-NOV-17	R3880609
Nickel (Ni)-Total	<0.040		0.040	mg/kg wwt	01-NOV-17	06-NOV-17	R3880609
Phosphorus (P)-Total	13700		10	mg/kg	01-NOV-17	06-NOV-17	R3880609
Phosphorus (P)-Total	2800		2.0	mg/kg wwt	01-NOV-17	06-NOV-17	R3880609
Potassium (K)-Total	22100		20	mg/kg	01-NOV-17	06-NOV-17	R3880609
Potassium (K)-Total	4510		4.0	mg/kg wwt	01-NOV-17	06-NOV-17	R3880609
Rubidium (Rb)-Total	30.3		0.050	mg/kg	01-NOV-17	06-NOV-17	R3880609
Rubidium (Rb)-Total	6.20		0.010	mg/kg wwt	01-NOV-17	06-NOV-17	R3880609
Selenium (Se)-Total	0.744		0.050	mg/kg	01-NOV-17	06-NOV-17	R3880609
Selenium (Se)-Total	0.152		0.010	mg/kg wwt	01-NOV-17	06-NOV-17	R3880609
Sodium (Na)-Total	704		20	mg/kg	01-NOV-17	06-NOV-17	R3880609
Sodium (Na)-Total	144		4.0	mg/kg wwt	01-NOV-17	06-NOV-17	R3880609
Strontium (Sr)-Total	2.66		0.050	mg/kg	01-NOV-17	06-NOV-17	R3880609
Strontium (Sr)-Total	0.543		0.010	mg/kg wwt	01-NOV-17	06-NOV-17	R3880609
Tellurium (Te)-Total	<0.020		0.020	mg/kg	01-NOV-17	06-NOV-17	R3880609
Tellurium (Te)-Total	<0.0040		0.0040	mg/kg wwt	01-NOV-17	06-NOV-17	R3880609
Thallium (Tl)-Total	0.0232		0.0020	mg/kg	01-NOV-17	06-NOV-17	R3880609
Thallium (Tl)-Total	0.00473		0.00040	mg/kg wwt	01-NOV-17	06-NOV-17	R3880609
Tin (Sn)-Total	<0.10		0.10	mg/kg	01-NOV-17	06-NOV-17	R3880609
Tin (Sn)-Total	<0.020		0.020	mg/kg wwt	01-NOV-17	06-NOV-17	R3880609
Uranium (U)-Total	<0.0020		0.0020	mg/kg	01-NOV-17	06-NOV-17	R3880609

* Refer to Referenced Information for Qualifiers (if any) and Methodology.

ALS ENVIRONMENTAL ANALYTICAL REPORT

Sample Details/Parameters	Result	Qualifier*	D.L.	Units	Extracted	Analyzed	Batch
L1992980-44 PINR-EXP-2017-NP05 MUSCLE Sampled By: KB PS on 16-SEP-17 @ 00:01 Matrix: Tissue							
Metals							
Uranium (U)-Total	<0.00040		0.00040	mg/kg wwt	01-NOV-17	06-NOV-17	R3880609
Vanadium (V)-Total	<0.10		0.10	mg/kg	01-NOV-17	06-NOV-17	R3880609
Vanadium (V)-Total	<0.020		0.020	mg/kg wwt	01-NOV-17	06-NOV-17	R3880609
Zinc (Zn)-Total	19.4		0.50	mg/kg	01-NOV-17	06-NOV-17	R3880609
Zinc (Zn)-Total	3.97		0.10	mg/kg wwt	01-NOV-17	06-NOV-17	R3880609
Zirconium (Zr)-Total	<0.20		0.20	mg/kg	01-NOV-17	06-NOV-17	R3880609
Zirconium (Zr)-Total	<0.040		0.040	mg/kg wwt	01-NOV-17	06-NOV-17	R3880609
L1992980-45 PINR-EXP-2017-NP06 MUSCLE Sampled By: KB PS on 16-SEP-17 @ 00:01 Matrix: Tissue							
Physical Tests							
% Moisture	78.3		0.50	%		01-NOV-17	R3873311
Metals							
Aluminum (Al)-Total	<2.0		2.0	mg/kg	01-NOV-17	06-NOV-17	R3880609
Aluminum (Al)-Total	<0.40		0.40	mg/kg wwt	01-NOV-17	06-NOV-17	R3880609
Antimony (Sb)-Total	<0.010		0.010	mg/kg	01-NOV-17	06-NOV-17	R3880609
Antimony (Sb)-Total	<0.0020		0.0020	mg/kg wwt	01-NOV-17	06-NOV-17	R3880609
Arsenic (As)-Total	0.511		0.020	mg/kg	01-NOV-17	06-NOV-17	R3880609
Arsenic (As)-Total	0.111		0.0040	mg/kg wwt	01-NOV-17	06-NOV-17	R3880609
Barium (Ba)-Total	0.549		0.050	mg/kg	01-NOV-17	06-NOV-17	R3880609
Barium (Ba)-Total	0.119		0.010	mg/kg wwt	01-NOV-17	06-NOV-17	R3880609
Beryllium (Be)-Total	<0.010		0.010	mg/kg	01-NOV-17	06-NOV-17	R3880609
Beryllium (Be)-Total	<0.0020		0.0020	mg/kg wwt	01-NOV-17	06-NOV-17	R3880609
Bismuth (Bi)-Total	0.011		0.010	mg/kg	01-NOV-17	06-NOV-17	R3880609
Bismuth (Bi)-Total	0.0025		0.0020	mg/kg wwt	01-NOV-17	06-NOV-17	R3880609
Boron (B)-Total	<1.0		1.0	mg/kg	01-NOV-17	06-NOV-17	R3880609
Boron (B)-Total	<0.20		0.20	mg/kg wwt	01-NOV-17	06-NOV-17	R3880609
Cadmium (Cd)-Total	<0.0050		0.0050	mg/kg	01-NOV-17	06-NOV-17	R3880609
Cadmium (Cd)-Total	<0.0010		0.0010	mg/kg wwt	01-NOV-17	06-NOV-17	R3880609
Calcium (Ca)-Total	4840		20	mg/kg	01-NOV-17	06-NOV-17	R3880609
Calcium (Ca)-Total	1050		4.0	mg/kg wwt	01-NOV-17	06-NOV-17	R3880609
Cesium (Cs)-Total	0.0295		0.0050	mg/kg	01-NOV-17	06-NOV-17	R3880609
Cesium (Cs)-Total	0.0064		0.0010	mg/kg wwt	01-NOV-17	06-NOV-17	R3880609
Chromium (Cr)-Total	<0.050		0.050	mg/kg	01-NOV-17	06-NOV-17	R3880609
Chromium (Cr)-Total	<0.010		0.010	mg/kg wwt	01-NOV-17	06-NOV-17	R3880609
Cobalt (Co)-Total	<0.020		0.020	mg/kg	01-NOV-17	06-NOV-17	R3880609
Cobalt (Co)-Total	<0.0040		0.0040	mg/kg wwt	01-NOV-17	06-NOV-17	R3880609
Copper (Cu)-Total	0.53		0.10	mg/kg	01-NOV-17	06-NOV-17	R3880609
Copper (Cu)-Total	0.116		0.020	mg/kg wwt	01-NOV-17	06-NOV-17	R3880609
Iron (Fe)-Total	6.3		3.0	mg/kg	01-NOV-17	06-NOV-17	R3880609
Iron (Fe)-Total	1.36		0.60	mg/kg wwt	01-NOV-17	06-NOV-17	R3880609
Lead (Pb)-Total	<0.020		0.020	mg/kg	01-NOV-17	06-NOV-17	R3880609

* Refer to Referenced Information for Qualifiers (if any) and Methodology.

ALS ENVIRONMENTAL ANALYTICAL REPORT

Sample Details/Parameters	Result	Qualifier*	D.L.	Units	Extracted	Analyzed	Batch
L1992980-45 PINR-EXP-2017-NP06 MUSCLE Sampled By: KB PS on 16-SEP-17 @ 00:01 Matrix: Tissue							
Metals							
Lead (Pb)-Total	<0.0040		0.0040	mg/kg wwt	01-NOV-17	06-NOV-17	R3880609
Lithium (Li)-Total	<0.50		0.50	mg/kg	01-NOV-17	06-NOV-17	R3880609
Lithium (Li)-Total	<0.10		0.10	mg/kg wwt	01-NOV-17	06-NOV-17	R3880609
Magnesium (Mg)-Total	1630		2.0	mg/kg	01-NOV-17	06-NOV-17	R3880609
Magnesium (Mg)-Total	354		0.40	mg/kg wwt	01-NOV-17	06-NOV-17	R3880609
Manganese (Mn)-Total	6.00		0.050	mg/kg	01-NOV-17	06-NOV-17	R3880609
Manganese (Mn)-Total	1.30		0.010	mg/kg wwt	01-NOV-17	06-NOV-17	R3880609
Mercury (Hg)-Total	1.29		0.035	mg/kg	01-NOV-17	06-NOV-17	R3876874
Mercury (Hg)-Total	0.281		0.0070	mg/kg wwt	01-NOV-17	06-NOV-17	R3876868
Molybdenum (Mo)-Total	<0.020		0.020	mg/kg	01-NOV-17	06-NOV-17	R3880609
Molybdenum (Mo)-Total	<0.0040		0.0040	mg/kg wwt	01-NOV-17	06-NOV-17	R3880609
Nickel (Ni)-Total	<0.20		0.20	mg/kg	01-NOV-17	06-NOV-17	R3880609
Nickel (Ni)-Total	<0.040		0.040	mg/kg wwt	01-NOV-17	06-NOV-17	R3880609
Phosphorus (P)-Total	14400		10	mg/kg	01-NOV-17	06-NOV-17	R3880609
Phosphorus (P)-Total	3140		2.0	mg/kg wwt	01-NOV-17	06-NOV-17	R3880609
Potassium (K)-Total	22000		20	mg/kg	01-NOV-17	06-NOV-17	R3880609
Potassium (K)-Total	4790		4.0	mg/kg wwt	01-NOV-17	06-NOV-17	R3880609
Rubidium (Rb)-Total	24.4		0.050	mg/kg	01-NOV-17	06-NOV-17	R3880609
Rubidium (Rb)-Total	5.30		0.010	mg/kg wwt	01-NOV-17	06-NOV-17	R3880609
Selenium (Se)-Total	0.979		0.050	mg/kg	01-NOV-17	06-NOV-17	R3880609
Selenium (Se)-Total	0.213		0.010	mg/kg wwt	01-NOV-17	06-NOV-17	R3880609
Sodium (Na)-Total	1490		20	mg/kg	01-NOV-17	06-NOV-17	R3880609
Sodium (Na)-Total	324		4.0	mg/kg wwt	01-NOV-17	06-NOV-17	R3880609
Strontium (Sr)-Total	1.96		0.050	mg/kg	01-NOV-17	06-NOV-17	R3880609
Strontium (Sr)-Total	0.427		0.010	mg/kg wwt	01-NOV-17	06-NOV-17	R3880609
Tellurium (Te)-Total	<0.020		0.020	mg/kg	01-NOV-17	06-NOV-17	R3880609
Tellurium (Te)-Total	<0.0040		0.0040	mg/kg wwt	01-NOV-17	06-NOV-17	R3880609
Thallium (Tl)-Total	0.0154		0.0020	mg/kg	01-NOV-17	06-NOV-17	R3880609
Thallium (Tl)-Total	0.00335		0.00040	mg/kg wwt	01-NOV-17	06-NOV-17	R3880609
Tin (Sn)-Total	<0.10		0.10	mg/kg	01-NOV-17	06-NOV-17	R3880609
Tin (Sn)-Total	<0.020		0.020	mg/kg wwt	01-NOV-17	06-NOV-17	R3880609
Uranium (U)-Total	<0.0020		0.0020	mg/kg	01-NOV-17	06-NOV-17	R3880609
Uranium (U)-Total	<0.00040		0.00040	mg/kg wwt	01-NOV-17	06-NOV-17	R3880609
Vanadium (V)-Total	<0.10		0.10	mg/kg	01-NOV-17	06-NOV-17	R3880609
Vanadium (V)-Total	<0.020		0.020	mg/kg wwt	01-NOV-17	06-NOV-17	R3880609
Zinc (Zn)-Total	16.1		0.50	mg/kg	01-NOV-17	06-NOV-17	R3880609
Zinc (Zn)-Total	3.51		0.10	mg/kg wwt	01-NOV-17	06-NOV-17	R3880609
Zirconium (Zr)-Total	<0.20		0.20	mg/kg	01-NOV-17	06-NOV-17	R3880609
Zirconium (Zr)-Total	<0.040		0.040	mg/kg wwt	01-NOV-17	06-NOV-17	R3880609
L1992980-46 PINR-EXP-2017-NP07 MUSCLE Sampled By: KB PS on 16-SEP-17 @ 00:01 Matrix: Tissue							

* Refer to Referenced Information for Qualifiers (if any) and Methodology.

ALS ENVIRONMENTAL ANALYTICAL REPORT

Sample Details/Parameters	Result	Qualifier*	D.L.	Units	Extracted	Analyzed	Batch
L1992980-46 PINR-EXP-2017-NP07 MUSCLE Sampled By: KB PS on 16-SEP-17 @ 00:01 Matrix: Tissue							
Physical Tests							
% Moisture	78.7		0.50	%		01-NOV-17	R3873311
Metals							
Aluminum (Al)-Total	<2.0		2.0	mg/kg	01-NOV-17	06-NOV-17	R3880609
Aluminum (Al)-Total	<0.40		0.40	mg/kg wwt	01-NOV-17	06-NOV-17	R3880609
Antimony (Sb)-Total	<0.010		0.010	mg/kg	01-NOV-17	06-NOV-17	R3880609
Antimony (Sb)-Total	<0.0020		0.0020	mg/kg wwt	01-NOV-17	06-NOV-17	R3880609
Arsenic (As)-Total	0.191		0.020	mg/kg	01-NOV-17	06-NOV-17	R3880609
Arsenic (As)-Total	0.0406		0.0040	mg/kg wwt	01-NOV-17	06-NOV-17	R3880609
Barium (Ba)-Total	0.300		0.050	mg/kg	01-NOV-17	06-NOV-17	R3880609
Barium (Ba)-Total	0.064		0.010	mg/kg wwt	01-NOV-17	06-NOV-17	R3880609
Beryllium (Be)-Total	<0.010		0.010	mg/kg	01-NOV-17	06-NOV-17	R3880609
Beryllium (Be)-Total	<0.0020		0.0020	mg/kg wwt	01-NOV-17	06-NOV-17	R3880609
Bismuth (Bi)-Total	<0.010		0.010	mg/kg	01-NOV-17	06-NOV-17	R3880609
Bismuth (Bi)-Total	<0.0020		0.0020	mg/kg wwt	01-NOV-17	06-NOV-17	R3880609
Boron (B)-Total	<1.0		1.0	mg/kg	01-NOV-17	06-NOV-17	R3880609
Boron (B)-Total	<0.20		0.20	mg/kg wwt	01-NOV-17	06-NOV-17	R3880609
Cadmium (Cd)-Total	<0.0050		0.0050	mg/kg	01-NOV-17	06-NOV-17	R3880609
Cadmium (Cd)-Total	<0.0010		0.0010	mg/kg wwt	01-NOV-17	06-NOV-17	R3880609
Calcium (Ca)-Total	2470		20	mg/kg	01-NOV-17	06-NOV-17	R3880609
Calcium (Ca)-Total	526		4.0	mg/kg wwt	01-NOV-17	06-NOV-17	R3880609
Cesium (Cs)-Total	0.0316		0.0050	mg/kg	01-NOV-17	06-NOV-17	R3880609
Cesium (Cs)-Total	0.0067		0.0010	mg/kg wwt	01-NOV-17	06-NOV-17	R3880609
Chromium (Cr)-Total	<0.050		0.050	mg/kg	01-NOV-17	06-NOV-17	R3880609
Chromium (Cr)-Total	<0.010		0.010	mg/kg wwt	01-NOV-17	06-NOV-17	R3880609
Cobalt (Co)-Total	<0.020		0.020	mg/kg	01-NOV-17	06-NOV-17	R3880609
Cobalt (Co)-Total	<0.0040		0.0040	mg/kg wwt	01-NOV-17	06-NOV-17	R3880609
Copper (Cu)-Total	1.82		0.10	mg/kg	01-NOV-17	06-NOV-17	R3880609
Copper (Cu)-Total	0.387		0.020	mg/kg wwt	01-NOV-17	06-NOV-17	R3880609
Iron (Fe)-Total	8.3		3.0	mg/kg	01-NOV-17	06-NOV-17	R3880609
Iron (Fe)-Total	1.77		0.60	mg/kg wwt	01-NOV-17	06-NOV-17	R3880609
Lead (Pb)-Total	0.043		0.020	mg/kg	01-NOV-17	06-NOV-17	R3880609
Lead (Pb)-Total	0.0091		0.0040	mg/kg wwt	01-NOV-17	06-NOV-17	R3880609
Lithium (Li)-Total	<0.50		0.50	mg/kg	01-NOV-17	06-NOV-17	R3880609
Lithium (Li)-Total	<0.10		0.10	mg/kg wwt	01-NOV-17	06-NOV-17	R3880609
Magnesium (Mg)-Total	1380		2.0	mg/kg	01-NOV-17	06-NOV-17	R3880609
Magnesium (Mg)-Total	294		0.40	mg/kg wwt	01-NOV-17	06-NOV-17	R3880609
Manganese (Mn)-Total	2.17		0.050	mg/kg	01-NOV-17	06-NOV-17	R3880609
Manganese (Mn)-Total	0.462		0.010	mg/kg wwt	01-NOV-17	06-NOV-17	R3880609
Mercury (Hg)-Total	1.67		0.025	mg/kg	01-NOV-17	06-NOV-17	R3876874
Mercury (Hg)-Total	0.356		0.0050	mg/kg wwt	01-NOV-17	06-NOV-17	R3876868
Molybdenum (Mo)-Total	<0.020		0.020	mg/kg	01-NOV-17	06-NOV-17	R3880609

* Refer to Referenced Information for Qualifiers (if any) and Methodology.

ALS ENVIRONMENTAL ANALYTICAL REPORT

Sample Details/Parameters	Result	Qualifier*	D.L.	Units	Extracted	Analyzed	Batch
L1992980-46 PINR-EXP-2017-NP07 MUSCLE Sampled By: KB PS on 16-SEP-17 @ 00:01 Matrix: Tissue							
Metals							
Molybdenum (Mo)-Total	<0.0040		0.0040	mg/kg wwt	01-NOV-17	06-NOV-17	R3880609
Nickel (Ni)-Total	<0.20		0.20	mg/kg	01-NOV-17	06-NOV-17	R3880609
Nickel (Ni)-Total	<0.040		0.040	mg/kg wwt	01-NOV-17	06-NOV-17	R3880609
Phosphorus (P)-Total	11800		10	mg/kg	01-NOV-17	06-NOV-17	R3880609
Phosphorus (P)-Total	2510		2.0	mg/kg wwt	01-NOV-17	06-NOV-17	R3880609
Potassium (K)-Total	20700		20	mg/kg	01-NOV-17	06-NOV-17	R3880609
Potassium (K)-Total	4410		4.0	mg/kg wwt	01-NOV-17	06-NOV-17	R3880609
Rubidium (Rb)-Total	24.3		0.050	mg/kg	01-NOV-17	06-NOV-17	R3880609
Rubidium (Rb)-Total	5.17		0.010	mg/kg wwt	01-NOV-17	06-NOV-17	R3880609
Selenium (Se)-Total	0.805		0.050	mg/kg	01-NOV-17	06-NOV-17	R3880609
Selenium (Se)-Total	0.171		0.010	mg/kg wwt	01-NOV-17	06-NOV-17	R3880609
Sodium (Na)-Total	602		20	mg/kg	01-NOV-17	06-NOV-17	R3880609
Sodium (Na)-Total	128		4.0	mg/kg wwt	01-NOV-17	06-NOV-17	R3880609
Strontium (Sr)-Total	1.13		0.050	mg/kg	01-NOV-17	06-NOV-17	R3880609
Strontium (Sr)-Total	0.240		0.010	mg/kg wwt	01-NOV-17	06-NOV-17	R3880609
Tellurium (Te)-Total	<0.020		0.020	mg/kg	01-NOV-17	06-NOV-17	R3880609
Tellurium (Te)-Total	<0.0040		0.0040	mg/kg wwt	01-NOV-17	06-NOV-17	R3880609
Thallium (Tl)-Total	0.0152		0.0020	mg/kg	01-NOV-17	06-NOV-17	R3880609
Thallium (Tl)-Total	0.00324		0.00040	mg/kg wwt	01-NOV-17	06-NOV-17	R3880609
Tin (Sn)-Total	<0.10		0.10	mg/kg	01-NOV-17	06-NOV-17	R3880609
Tin (Sn)-Total	<0.020		0.020	mg/kg wwt	01-NOV-17	06-NOV-17	R3880609
Uranium (U)-Total	<0.0020		0.0020	mg/kg	01-NOV-17	06-NOV-17	R3880609
Uranium (U)-Total	<0.00040		0.00040	mg/kg wwt	01-NOV-17	06-NOV-17	R3880609
Vanadium (V)-Total	<0.10		0.10	mg/kg	01-NOV-17	06-NOV-17	R3880609
Vanadium (V)-Total	<0.020		0.020	mg/kg wwt	01-NOV-17	06-NOV-17	R3880609
Zinc (Zn)-Total	20.9		0.50	mg/kg	01-NOV-17	06-NOV-17	R3880609
Zinc (Zn)-Total	4.45		0.10	mg/kg wwt	01-NOV-17	06-NOV-17	R3880609
Zirconium (Zr)-Total	<0.20		0.20	mg/kg	01-NOV-17	06-NOV-17	R3880609
Zirconium (Zr)-Total	<0.040		0.040	mg/kg wwt	01-NOV-17	06-NOV-17	R3880609
L1992980-47 PINR-EXP-2017-NP08 MUSCLE Sampled By: KB PS on 16-SEP-17 @ 00:01 Matrix: Tissue							
Physical Tests							
% Moisture	80.4		0.50	%		01-NOV-17	R3873311
Metals							
Aluminum (Al)-Total	<2.0		2.0	mg/kg	01-NOV-17	06-NOV-17	R3880609
Aluminum (Al)-Total	<0.40		0.40	mg/kg wwt	01-NOV-17	06-NOV-17	R3880609
Antimony (Sb)-Total	<0.010		0.010	mg/kg	01-NOV-17	06-NOV-17	R3880609
Antimony (Sb)-Total	<0.0020		0.0020	mg/kg wwt	01-NOV-17	06-NOV-17	R3880609
Arsenic (As)-Total	0.657		0.020	mg/kg	01-NOV-17	06-NOV-17	R3880609
Arsenic (As)-Total	0.129		0.0040	mg/kg wwt	01-NOV-17	06-NOV-17	R3880609
Barium (Ba)-Total	0.316		0.050	mg/kg	01-NOV-17	06-NOV-17	R3880609

* Refer to Referenced Information for Qualifiers (if any) and Methodology.

ALS ENVIRONMENTAL ANALYTICAL REPORT

Sample Details/Parameters	Result	Qualifier*	D.L.	Units	Extracted	Analyzed	Batch
L1992980-47 PINR-EXP-2017-NP08 MUSCLE							
Sampled By: KB PS on 16-SEP-17 @ 00:01							
Matrix: Tissue							
Metals							
Barium (Ba)-Total	0.062		0.010	mg/kg wwt	01-NOV-17	06-NOV-17	R3880609
Beryllium (Be)-Total	<0.010		0.010	mg/kg	01-NOV-17	06-NOV-17	R3880609
Beryllium (Be)-Total	<0.0020		0.0020	mg/kg wwt	01-NOV-17	06-NOV-17	R3880609
Bismuth (Bi)-Total	<0.010		0.010	mg/kg	01-NOV-17	06-NOV-17	R3880609
Bismuth (Bi)-Total	<0.0020		0.0020	mg/kg wwt	01-NOV-17	06-NOV-17	R3880609
Boron (B)-Total	<1.0		1.0	mg/kg	01-NOV-17	06-NOV-17	R3880609
Boron (B)-Total	<0.20		0.20	mg/kg wwt	01-NOV-17	06-NOV-17	R3880609
Cadmium (Cd)-Total	0.0072		0.0050	mg/kg	01-NOV-17	06-NOV-17	R3880609
Cadmium (Cd)-Total	0.0014		0.0010	mg/kg wwt	01-NOV-17	06-NOV-17	R3880609
Calcium (Ca)-Total	889		20	mg/kg	01-NOV-17	06-NOV-17	R3880609
Calcium (Ca)-Total	174		4.0	mg/kg wwt	01-NOV-17	06-NOV-17	R3880609
Cesium (Cs)-Total	0.0358		0.0050	mg/kg	01-NOV-17	06-NOV-17	R3880609
Cesium (Cs)-Total	0.0070		0.0010	mg/kg wwt	01-NOV-17	06-NOV-17	R3880609
Chromium (Cr)-Total	0.079		0.050	mg/kg	01-NOV-17	06-NOV-17	R3880609
Chromium (Cr)-Total	0.016		0.010	mg/kg wwt	01-NOV-17	06-NOV-17	R3880609
Cobalt (Co)-Total	<0.020		0.020	mg/kg	01-NOV-17	06-NOV-17	R3880609
Cobalt (Co)-Total	<0.0040		0.0040	mg/kg wwt	01-NOV-17	06-NOV-17	R3880609
Copper (Cu)-Total	0.85		0.10	mg/kg	01-NOV-17	06-NOV-17	R3880609
Copper (Cu)-Total	0.167		0.020	mg/kg wwt	01-NOV-17	06-NOV-17	R3880609
Iron (Fe)-Total	15.3		3.0	mg/kg	01-NOV-17	06-NOV-17	R3880609
Iron (Fe)-Total	3.00		0.60	mg/kg wwt	01-NOV-17	06-NOV-17	R3880609
Lead (Pb)-Total	<0.020		0.020	mg/kg	01-NOV-17	06-NOV-17	R3880609
Lead (Pb)-Total	<0.0040		0.0040	mg/kg wwt	01-NOV-17	06-NOV-17	R3880609
Lithium (Li)-Total	<0.50		0.50	mg/kg	01-NOV-17	06-NOV-17	R3880609
Lithium (Li)-Total	<0.10		0.10	mg/kg wwt	01-NOV-17	06-NOV-17	R3880609
Magnesium (Mg)-Total	1400		2.0	mg/kg	01-NOV-17	06-NOV-17	R3880609
Magnesium (Mg)-Total	275		0.40	mg/kg wwt	01-NOV-17	06-NOV-17	R3880609
Manganese (Mn)-Total	1.07		0.050	mg/kg	01-NOV-17	06-NOV-17	R3880609
Manganese (Mn)-Total	0.210		0.010	mg/kg wwt	01-NOV-17	06-NOV-17	R3880609
Mercury (Hg)-Total	1.56		0.030	mg/kg	01-NOV-17	06-NOV-17	R3876874
Mercury (Hg)-Total	0.306		0.0060	mg/kg wwt	01-NOV-17	06-NOV-17	R3876868
Molybdenum (Mo)-Total	<0.020		0.020	mg/kg	01-NOV-17	06-NOV-17	R3880609
Molybdenum (Mo)-Total	<0.0040		0.0040	mg/kg wwt	01-NOV-17	06-NOV-17	R3880609
Nickel (Ni)-Total	<0.20		0.20	mg/kg	01-NOV-17	06-NOV-17	R3880609
Nickel (Ni)-Total	<0.040		0.040	mg/kg wwt	01-NOV-17	06-NOV-17	R3880609
Phosphorus (P)-Total	11200		10	mg/kg	01-NOV-17	06-NOV-17	R3880609
Phosphorus (P)-Total	2200		2.0	mg/kg wwt	01-NOV-17	06-NOV-17	R3880609
Potassium (K)-Total	20600		20	mg/kg	01-NOV-17	06-NOV-17	R3880609
Potassium (K)-Total	4040		4.0	mg/kg wwt	01-NOV-17	06-NOV-17	R3880609
Rubidium (Rb)-Total	25.7		0.050	mg/kg	01-NOV-17	06-NOV-17	R3880609
Rubidium (Rb)-Total	5.04		0.010	mg/kg wwt	01-NOV-17	06-NOV-17	R3880609

* Refer to Referenced Information for Qualifiers (if any) and Methodology.

ALS ENVIRONMENTAL ANALYTICAL REPORT

Sample Details/Parameters	Result	Qualifier*	D.L.	Units	Extracted	Analyzed	Batch
L1992980-47 PINR-EXP-2017-NP08 MUSCLE Sampled By: KB PS on 16-SEP-17 @ 00:01 Matrix: Tissue							
Metals							
Selenium (Se)-Total	0.809		0.050	mg/kg	01-NOV-17	06-NOV-17	R3880609
Selenium (Se)-Total	0.158		0.010	mg/kg wwt	01-NOV-17	06-NOV-17	R3880609
Sodium (Na)-Total	1070		20	mg/kg	01-NOV-17	06-NOV-17	R3880609
Sodium (Na)-Total	210		4.0	mg/kg wwt	01-NOV-17	06-NOV-17	R3880609
Strontium (Sr)-Total	0.310		0.050	mg/kg	01-NOV-17	06-NOV-17	R3880609
Strontium (Sr)-Total	0.061		0.010	mg/kg wwt	01-NOV-17	06-NOV-17	R3880609
Tellurium (Te)-Total	<0.020		0.020	mg/kg	01-NOV-17	06-NOV-17	R3880609
Tellurium (Te)-Total	<0.0040		0.0040	mg/kg wwt	01-NOV-17	06-NOV-17	R3880609
Thallium (Tl)-Total	0.0130		0.0020	mg/kg	01-NOV-17	06-NOV-17	R3880609
Thallium (Tl)-Total	0.00255		0.00040	mg/kg wwt	01-NOV-17	06-NOV-17	R3880609
Tin (Sn)-Total	<0.10		0.10	mg/kg	01-NOV-17	06-NOV-17	R3880609
Tin (Sn)-Total	<0.020		0.020	mg/kg wwt	01-NOV-17	06-NOV-17	R3880609
Uranium (U)-Total	<0.0020		0.0020	mg/kg	01-NOV-17	06-NOV-17	R3880609
Uranium (U)-Total	<0.00040		0.00040	mg/kg wwt	01-NOV-17	06-NOV-17	R3880609
Vanadium (V)-Total	<0.10		0.10	mg/kg	01-NOV-17	06-NOV-17	R3880609
Vanadium (V)-Total	<0.020		0.020	mg/kg wwt	01-NOV-17	06-NOV-17	R3880609
Zinc (Zn)-Total	25.4		0.50	mg/kg	01-NOV-17	06-NOV-17	R3880609
Zinc (Zn)-Total	4.98		0.10	mg/kg wwt	01-NOV-17	06-NOV-17	R3880609
Zirconium (Zr)-Total	<0.20		0.20	mg/kg	01-NOV-17	06-NOV-17	R3880609
Zirconium (Zr)-Total	<0.040		0.040	mg/kg wwt	01-NOV-17	06-NOV-17	R3880609
L1992980-48 PINR-EXP-2017-NP09 MUSCLE Sampled By: KB PS on 16-SEP-17 @ 00:01 Matrix: Tissue							
Physical Tests							
% Moisture	79.7		0.50	%		01-NOV-17	R3873311
Metals							
Aluminum (Al)-Total	2.2		2.0	mg/kg	01-NOV-17	06-NOV-17	R3880609
Aluminum (Al)-Total	0.44		0.40	mg/kg wwt	01-NOV-17	06-NOV-17	R3880609
Antimony (Sb)-Total	<0.010		0.010	mg/kg	01-NOV-17	06-NOV-17	R3880609
Antimony (Sb)-Total	<0.0020		0.0020	mg/kg wwt	01-NOV-17	06-NOV-17	R3880609
Arsenic (As)-Total	0.415		0.020	mg/kg	01-NOV-17	06-NOV-17	R3880609
Arsenic (As)-Total	0.0845		0.0040	mg/kg wwt	01-NOV-17	06-NOV-17	R3880609
Barium (Ba)-Total	0.204		0.050	mg/kg	01-NOV-17	06-NOV-17	R3880609
Barium (Ba)-Total	0.042		0.010	mg/kg wwt	01-NOV-17	06-NOV-17	R3880609
Beryllium (Be)-Total	<0.010		0.010	mg/kg	01-NOV-17	06-NOV-17	R3880609
Beryllium (Be)-Total	<0.0020		0.0020	mg/kg wwt	01-NOV-17	06-NOV-17	R3880609
Bismuth (Bi)-Total	0.013		0.010	mg/kg	01-NOV-17	06-NOV-17	R3880609
Bismuth (Bi)-Total	0.0027		0.0020	mg/kg wwt	01-NOV-17	06-NOV-17	R3880609
Boron (B)-Total	<1.0		1.0	mg/kg	01-NOV-17	06-NOV-17	R3880609
Boron (B)-Total	<0.20		0.20	mg/kg wwt	01-NOV-17	06-NOV-17	R3880609
Cadmium (Cd)-Total	<0.0050		0.0050	mg/kg	01-NOV-17	06-NOV-17	R3880609
Cadmium (Cd)-Total	<0.0010		0.0010	mg/kg wwt	01-NOV-17	06-NOV-17	R3880609

* Refer to Referenced Information for Qualifiers (if any) and Methodology.

ALS ENVIRONMENTAL ANALYTICAL REPORT

Sample Details/Parameters	Result	Qualifier*	D.L.	Units	Extracted	Analyzed	Batch
L1992980-48 PINR-EXP-2017-NP09 MUSCLE							
Sampled By: KB PS on 16-SEP-17 @ 00:01							
Matrix: Tissue							
Metals							
Calcium (Ca)-Total	577		20	mg/kg	01-NOV-17	06-NOV-17	R3880609
Calcium (Ca)-Total	117		4.0	mg/kg wwt	01-NOV-17	06-NOV-17	R3880609
Cesium (Cs)-Total	0.0576		0.0050	mg/kg	01-NOV-17	06-NOV-17	R3880609
Cesium (Cs)-Total	0.0117		0.0010	mg/kg wwt	01-NOV-17	06-NOV-17	R3880609
Chromium (Cr)-Total	<0.050		0.050	mg/kg	01-NOV-17	06-NOV-17	R3880609
Chromium (Cr)-Total	<0.010		0.010	mg/kg wwt	01-NOV-17	06-NOV-17	R3880609
Cobalt (Co)-Total	<0.020		0.020	mg/kg	01-NOV-17	06-NOV-17	R3880609
Cobalt (Co)-Total	<0.0040		0.0040	mg/kg wwt	01-NOV-17	06-NOV-17	R3880609
Copper (Cu)-Total	0.44		0.10	mg/kg	01-NOV-17	06-NOV-17	R3880609
Copper (Cu)-Total	0.090		0.020	mg/kg wwt	01-NOV-17	06-NOV-17	R3880609
Iron (Fe)-Total	5.6		3.0	mg/kg	01-NOV-17	06-NOV-17	R3880609
Iron (Fe)-Total	1.13		0.60	mg/kg wwt	01-NOV-17	06-NOV-17	R3880609
Lead (Pb)-Total	<0.020		0.020	mg/kg	01-NOV-17	06-NOV-17	R3880609
Lead (Pb)-Total	<0.0040		0.0040	mg/kg wwt	01-NOV-17	06-NOV-17	R3880609
Lithium (Li)-Total	<0.50		0.50	mg/kg	01-NOV-17	06-NOV-17	R3880609
Lithium (Li)-Total	<0.10		0.10	mg/kg wwt	01-NOV-17	06-NOV-17	R3880609
Magnesium (Mg)-Total	1470		2.0	mg/kg	01-NOV-17	06-NOV-17	R3880609
Magnesium (Mg)-Total	298		0.40	mg/kg wwt	01-NOV-17	06-NOV-17	R3880609
Manganese (Mn)-Total	0.544		0.050	mg/kg	01-NOV-17	06-NOV-17	R3880609
Manganese (Mn)-Total	0.111		0.010	mg/kg wwt	01-NOV-17	06-NOV-17	R3880609
Mercury (Hg)-Total	6.36		0.025	mg/kg	01-NOV-17	06-NOV-17	R3876874
Mercury (Hg)-Total	1.29		0.0050	mg/kg wwt	01-NOV-17	06-NOV-17	R3876868
Molybdenum (Mo)-Total	<0.020		0.020	mg/kg	01-NOV-17	06-NOV-17	R3880609
Molybdenum (Mo)-Total	<0.0040		0.0040	mg/kg wwt	01-NOV-17	06-NOV-17	R3880609
Nickel (Ni)-Total	<0.20		0.20	mg/kg	01-NOV-17	06-NOV-17	R3880609
Nickel (Ni)-Total	<0.040		0.040	mg/kg wwt	01-NOV-17	06-NOV-17	R3880609
Phosphorus (P)-Total	10900		10	mg/kg	01-NOV-17	06-NOV-17	R3880609
Phosphorus (P)-Total	2220		2.0	mg/kg wwt	01-NOV-17	06-NOV-17	R3880609
Potassium (K)-Total	18900		20	mg/kg	01-NOV-17	06-NOV-17	R3880609
Potassium (K)-Total	3840		4.0	mg/kg wwt	01-NOV-17	06-NOV-17	R3880609
Rubidium (Rb)-Total	28.4		0.050	mg/kg	01-NOV-17	06-NOV-17	R3880609
Rubidium (Rb)-Total	5.78		0.010	mg/kg wwt	01-NOV-17	06-NOV-17	R3880609
Selenium (Se)-Total	0.620		0.050	mg/kg	01-NOV-17	06-NOV-17	R3880609
Selenium (Se)-Total	0.126		0.010	mg/kg wwt	01-NOV-17	06-NOV-17	R3880609
Sodium (Na)-Total	2310		20	mg/kg	01-NOV-17	06-NOV-17	R3880609
Sodium (Na)-Total	470		4.0	mg/kg wwt	01-NOV-17	06-NOV-17	R3880609
Strontium (Sr)-Total	0.117		0.050	mg/kg	01-NOV-17	06-NOV-17	R3880609
Strontium (Sr)-Total	0.024		0.010	mg/kg wwt	01-NOV-17	06-NOV-17	R3880609
Tellurium (Te)-Total	<0.020		0.020	mg/kg	01-NOV-17	06-NOV-17	R3880609
Tellurium (Te)-Total	<0.0040		0.0040	mg/kg wwt	01-NOV-17	06-NOV-17	R3880609
Thallium (Tl)-Total	0.0066		0.0020	mg/kg	01-NOV-17	06-NOV-17	R3880609

* Refer to Referenced Information for Qualifiers (if any) and Methodology.

ALS ENVIRONMENTAL ANALYTICAL REPORT

Sample Details/Parameters	Result	Qualifier*	D.L.	Units	Extracted	Analyzed	Batch
L1992980-48 PINR-EXP-2017-NP09 MUSCLE Sampled By: KB PS on 16-SEP-17 @ 00:01 Matrix: Tissue							
Metals							
Thallium (Tl)-Total	0.00135		0.00040	mg/kg wwt	01-NOV-17	06-NOV-17	R3880609
Tin (Sn)-Total	<0.10		0.10	mg/kg	01-NOV-17	06-NOV-17	R3880609
Tin (Sn)-Total	<0.020		0.020	mg/kg wwt	01-NOV-17	06-NOV-17	R3880609
Uranium (U)-Total	<0.0020		0.0020	mg/kg	01-NOV-17	06-NOV-17	R3880609
Uranium (U)-Total	<0.00040		0.00040	mg/kg wwt	01-NOV-17	06-NOV-17	R3880609
Vanadium (V)-Total	<0.10		0.10	mg/kg	01-NOV-17	06-NOV-17	R3880609
Vanadium (V)-Total	<0.020		0.020	mg/kg wwt	01-NOV-17	06-NOV-17	R3880609
Zinc (Zn)-Total	15.7		0.50	mg/kg	01-NOV-17	06-NOV-17	R3880609
Zinc (Zn)-Total	3.19		0.10	mg/kg wwt	01-NOV-17	06-NOV-17	R3880609
Zirconium (Zr)-Total	<0.20		0.20	mg/kg	01-NOV-17	06-NOV-17	R3880609
Zirconium (Zr)-Total	<0.040		0.040	mg/kg wwt	01-NOV-17	06-NOV-17	R3880609
L1992980-49 PINR-EXP-2017-NP10 MUSCLE Sampled By: KB PS on 16-SEP-17 @ 00:01 Matrix: Tissue							
Physical Tests							
% Moisture	80.1		0.50	%		01-NOV-17	R3873311
Metals							
Aluminum (Al)-Total	<2.0		2.0	mg/kg	01-NOV-17	06-NOV-17	R3880609
Aluminum (Al)-Total	<0.40		0.40	mg/kg wwt	01-NOV-17	06-NOV-17	R3880609
Antimony (Sb)-Total	<0.010		0.010	mg/kg	01-NOV-17	06-NOV-17	R3880609
Antimony (Sb)-Total	<0.0020		0.0020	mg/kg wwt	01-NOV-17	06-NOV-17	R3880609
Arsenic (As)-Total	0.241		0.020	mg/kg	01-NOV-17	06-NOV-17	R3880609
Arsenic (As)-Total	0.0480		0.0040	mg/kg wwt	01-NOV-17	06-NOV-17	R3880609
Barium (Ba)-Total	0.267		0.050	mg/kg	01-NOV-17	06-NOV-17	R3880609
Barium (Ba)-Total	0.053		0.010	mg/kg wwt	01-NOV-17	06-NOV-17	R3880609
Beryllium (Be)-Total	<0.010		0.010	mg/kg	01-NOV-17	06-NOV-17	R3880609
Beryllium (Be)-Total	<0.0020		0.0020	mg/kg wwt	01-NOV-17	06-NOV-17	R3880609
Bismuth (Bi)-Total	<0.010		0.010	mg/kg	01-NOV-17	06-NOV-17	R3880609
Bismuth (Bi)-Total	<0.0020		0.0020	mg/kg wwt	01-NOV-17	06-NOV-17	R3880609
Boron (B)-Total	<1.0		1.0	mg/kg	01-NOV-17	06-NOV-17	R3880609
Boron (B)-Total	<0.20		0.20	mg/kg wwt	01-NOV-17	06-NOV-17	R3880609
Cadmium (Cd)-Total	<0.0050		0.0050	mg/kg	01-NOV-17	06-NOV-17	R3880609
Cadmium (Cd)-Total	<0.0010		0.0010	mg/kg wwt	01-NOV-17	06-NOV-17	R3880609
Calcium (Ca)-Total	992		20	mg/kg	01-NOV-17	06-NOV-17	R3880609
Calcium (Ca)-Total	198		4.0	mg/kg wwt	01-NOV-17	06-NOV-17	R3880609
Cesium (Cs)-Total	0.0670		0.0050	mg/kg	01-NOV-17	06-NOV-17	R3880609
Cesium (Cs)-Total	0.0133		0.0010	mg/kg wwt	01-NOV-17	06-NOV-17	R3880609
Chromium (Cr)-Total	<0.050		0.050	mg/kg	01-NOV-17	06-NOV-17	R3880609
Chromium (Cr)-Total	<0.010		0.010	mg/kg wwt	01-NOV-17	06-NOV-17	R3880609
Cobalt (Co)-Total	<0.020		0.020	mg/kg	01-NOV-17	06-NOV-17	R3880609
Cobalt (Co)-Total	<0.0040		0.0040	mg/kg wwt	01-NOV-17	06-NOV-17	R3880609
Copper (Cu)-Total	0.48		0.10	mg/kg	01-NOV-17	06-NOV-17	R3880609

* Refer to Referenced Information for Qualifiers (if any) and Methodology.

ALS ENVIRONMENTAL ANALYTICAL REPORT

Sample Details/Parameters	Result	Qualifier*	D.L.	Units	Extracted	Analyzed	Batch
L1992980-49 PINR-EXP-2017-NP10 MUSCLE							
Sampled By: KB PS on 16-SEP-17 @ 00:01							
Matrix: Tissue							
Metals							
Copper (Cu)-Total	0.095		0.020	mg/kg wwt	01-NOV-17	06-NOV-17	R3880609
Iron (Fe)-Total	5.8		3.0	mg/kg	01-NOV-17	06-NOV-17	R3880609
Iron (Fe)-Total	1.16		0.60	mg/kg wwt	01-NOV-17	06-NOV-17	R3880609
Lead (Pb)-Total	<0.020		0.020	mg/kg	01-NOV-17	06-NOV-17	R3880609
Lead (Pb)-Total	<0.0040		0.0040	mg/kg wwt	01-NOV-17	06-NOV-17	R3880609
Lithium (Li)-Total	<0.50		0.50	mg/kg	01-NOV-17	06-NOV-17	R3880609
Lithium (Li)-Total	<0.10		0.10	mg/kg wwt	01-NOV-17	06-NOV-17	R3880609
Magnesium (Mg)-Total	1520		2.0	mg/kg	01-NOV-17	06-NOV-17	R3880609
Magnesium (Mg)-Total	303		0.40	mg/kg wwt	01-NOV-17	06-NOV-17	R3880609
Manganese (Mn)-Total	1.08		0.050	mg/kg	01-NOV-17	06-NOV-17	R3880609
Manganese (Mn)-Total	0.216		0.010	mg/kg wwt	01-NOV-17	06-NOV-17	R3880609
Mercury (Hg)-Total	2.00		0.025	mg/kg	01-NOV-17	06-NOV-17	R3876874
Mercury (Hg)-Total	0.399		0.0050	mg/kg wwt	01-NOV-17	06-NOV-17	R3876868
Molybdenum (Mo)-Total	<0.020		0.020	mg/kg	01-NOV-17	06-NOV-17	R3880609
Molybdenum (Mo)-Total	<0.0040		0.0040	mg/kg wwt	01-NOV-17	06-NOV-17	R3880609
Nickel (Ni)-Total	<0.20		0.20	mg/kg	01-NOV-17	06-NOV-17	R3880609
Nickel (Ni)-Total	<0.040		0.040	mg/kg wwt	01-NOV-17	06-NOV-17	R3880609
Phosphorus (P)-Total	11100		10	mg/kg	01-NOV-17	06-NOV-17	R3880609
Phosphorus (P)-Total	2220		2.0	mg/kg wwt	01-NOV-17	06-NOV-17	R3880609
Potassium (K)-Total	20500		20	mg/kg	01-NOV-17	06-NOV-17	R3880609
Potassium (K)-Total	4090		4.0	mg/kg wwt	01-NOV-17	06-NOV-17	R3880609
Rubidium (Rb)-Total	37.8		0.050	mg/kg	01-NOV-17	06-NOV-17	R3880609
Rubidium (Rb)-Total	7.54		0.010	mg/kg wwt	01-NOV-17	06-NOV-17	R3880609
Selenium (Se)-Total	0.636		0.050	mg/kg	01-NOV-17	06-NOV-17	R3880609
Selenium (Se)-Total	0.127		0.010	mg/kg wwt	01-NOV-17	06-NOV-17	R3880609
Sodium (Na)-Total	1930		20	mg/kg	01-NOV-17	06-NOV-17	R3880609
Sodium (Na)-Total	384		4.0	mg/kg wwt	01-NOV-17	06-NOV-17	R3880609
Strontium (Sr)-Total	0.435		0.050	mg/kg	01-NOV-17	06-NOV-17	R3880609
Strontium (Sr)-Total	0.087		0.010	mg/kg wwt	01-NOV-17	06-NOV-17	R3880609
Tellurium (Te)-Total	<0.020		0.020	mg/kg	01-NOV-17	06-NOV-17	R3880609
Tellurium (Te)-Total	<0.0040		0.0040	mg/kg wwt	01-NOV-17	06-NOV-17	R3880609
Thallium (Tl)-Total	0.0103		0.0020	mg/kg	01-NOV-17	06-NOV-17	R3880609
Thallium (Tl)-Total	0.00205		0.00040	mg/kg wwt	01-NOV-17	06-NOV-17	R3880609
Tin (Sn)-Total	<0.10		0.10	mg/kg	01-NOV-17	06-NOV-17	R3880609
Tin (Sn)-Total	<0.020		0.020	mg/kg wwt	01-NOV-17	06-NOV-17	R3880609
Uranium (U)-Total	<0.0020		0.0020	mg/kg	01-NOV-17	06-NOV-17	R3880609
Uranium (U)-Total	<0.00040		0.00040	mg/kg wwt	01-NOV-17	06-NOV-17	R3880609
Vanadium (V)-Total	<0.10		0.10	mg/kg	01-NOV-17	06-NOV-17	R3880609
Vanadium (V)-Total	<0.020		0.020	mg/kg wwt	01-NOV-17	06-NOV-17	R3880609
Zinc (Zn)-Total	14.5		0.50	mg/kg	01-NOV-17	06-NOV-17	R3880609
Zinc (Zn)-Total	2.88		0.10	mg/kg wwt	01-NOV-17	06-NOV-17	R3880609

* Refer to Referenced Information for Qualifiers (if any) and Methodology.

ALS ENVIRONMENTAL ANALYTICAL REPORT

Sample Details/Parameters	Result	Qualifier*	D.L.	Units	Extracted	Analyzed	Batch
L1992980-49 PINR-EXP-2017-NP10 MUSCLE Sampled By: KB PS on 16-SEP-17 @ 00:01 Matrix: Tissue							
Metals							
Zirconium (Zr)-Total	<0.20		0.20	mg/kg	01-NOV-17	06-NOV-17	R3880609
Zirconium (Zr)-Total	<0.040		0.040	mg/kg wwt	01-NOV-17	06-NOV-17	R3880609
L1992980-50 PINR-EXP-2017-NP11 MUSCLE Sampled By: KB PS on 16-SEP-17 @ 00:01 Matrix: Tissue							
Physical Tests							
% Moisture	79.4		0.50	%		01-NOV-17	R3873311
Metals							
Aluminum (Al)-Total	2.2		2.0	mg/kg	01-NOV-17	06-NOV-17	R3880609
Aluminum (Al)-Total	0.46		0.40	mg/kg wwt	01-NOV-17	06-NOV-17	R3880609
Antimony (Sb)-Total	<0.010		0.010	mg/kg	01-NOV-17	06-NOV-17	R3880609
Antimony (Sb)-Total	<0.0020		0.0020	mg/kg wwt	01-NOV-17	06-NOV-17	R3880609
Arsenic (As)-Total	0.258		0.020	mg/kg	01-NOV-17	06-NOV-17	R3880609
Arsenic (As)-Total	0.0530		0.0040	mg/kg wwt	01-NOV-17	06-NOV-17	R3880609
Barium (Ba)-Total	0.298		0.050	mg/kg	01-NOV-17	06-NOV-17	R3880609
Barium (Ba)-Total	0.061		0.010	mg/kg wwt	01-NOV-17	06-NOV-17	R3880609
Beryllium (Be)-Total	<0.010		0.010	mg/kg	01-NOV-17	06-NOV-17	R3880609
Beryllium (Be)-Total	<0.0020		0.0020	mg/kg wwt	01-NOV-17	06-NOV-17	R3880609
Bismuth (Bi)-Total	<0.010		0.010	mg/kg	01-NOV-17	06-NOV-17	R3880609
Bismuth (Bi)-Total	<0.0020		0.0020	mg/kg wwt	01-NOV-17	06-NOV-17	R3880609
Boron (B)-Total	<1.0		1.0	mg/kg	01-NOV-17	06-NOV-17	R3880609
Boron (B)-Total	<0.20		0.20	mg/kg wwt	01-NOV-17	06-NOV-17	R3880609
Cadmium (Cd)-Total	<0.0050		0.0050	mg/kg	01-NOV-17	06-NOV-17	R3880609
Cadmium (Cd)-Total	<0.0010		0.0010	mg/kg wwt	01-NOV-17	06-NOV-17	R3880609
Calcium (Ca)-Total	598		20	mg/kg	01-NOV-17	06-NOV-17	R3880609
Calcium (Ca)-Total	123		4.0	mg/kg wwt	01-NOV-17	06-NOV-17	R3880609
Cesium (Cs)-Total	0.0322		0.0050	mg/kg	01-NOV-17	06-NOV-17	R3880609
Cesium (Cs)-Total	0.0066		0.0010	mg/kg wwt	01-NOV-17	06-NOV-17	R3880609
Chromium (Cr)-Total	<0.050		0.050	mg/kg	01-NOV-17	06-NOV-17	R3880609
Chromium (Cr)-Total	<0.010		0.010	mg/kg wwt	01-NOV-17	06-NOV-17	R3880609
Cobalt (Co)-Total	<0.020		0.020	mg/kg	01-NOV-17	06-NOV-17	R3880609
Cobalt (Co)-Total	<0.0040		0.0040	mg/kg wwt	01-NOV-17	06-NOV-17	R3880609
Copper (Cu)-Total	0.65		0.10	mg/kg	01-NOV-17	06-NOV-17	R3880609
Copper (Cu)-Total	0.133		0.020	mg/kg wwt	01-NOV-17	06-NOV-17	R3880609
Iron (Fe)-Total	10.3		3.0	mg/kg	01-NOV-17	06-NOV-17	R3880609
Iron (Fe)-Total	2.11		0.60	mg/kg wwt	01-NOV-17	06-NOV-17	R3880609
Lead (Pb)-Total	<0.020		0.020	mg/kg	01-NOV-17	06-NOV-17	R3880609
Lead (Pb)-Total	<0.0040		0.0040	mg/kg wwt	01-NOV-17	06-NOV-17	R3880609
Lithium (Li)-Total	<0.50		0.50	mg/kg	01-NOV-17	06-NOV-17	R3880609
Lithium (Li)-Total	<0.10		0.10	mg/kg wwt	01-NOV-17	06-NOV-17	R3880609
Magnesium (Mg)-Total	1450		2.0	mg/kg	01-NOV-17	06-NOV-17	R3880609
Magnesium (Mg)-Total	299		0.40	mg/kg wwt	01-NOV-17	06-NOV-17	R3880609

* Refer to Referenced Information for Qualifiers (if any) and Methodology.

ALS ENVIRONMENTAL ANALYTICAL REPORT

Sample Details/Parameters	Result	Qualifier*	D.L.	Units	Extracted	Analyzed	Batch
L1992980-50 PINR-EXP-2017-NP11 MUSCLE Sampled By: KB PS on 16-SEP-17 @ 00:01 Matrix: Tissue							
Metals							
Manganese (Mn)-Total	0.786		0.050	mg/kg	01-NOV-17	06-NOV-17	R3880609
Manganese (Mn)-Total	0.162		0.010	mg/kg wwt	01-NOV-17	06-NOV-17	R3880609
Mercury (Hg)-Total	1.31		0.045	mg/kg	01-NOV-17	06-NOV-17	R3876874
Mercury (Hg)-Total	0.269		0.0090	mg/kg wwt	01-NOV-17	06-NOV-17	R3876868
Molybdenum (Mo)-Total	<0.020		0.020	mg/kg	01-NOV-17	06-NOV-17	R3880609
Molybdenum (Mo)-Total	<0.0040		0.0040	mg/kg wwt	01-NOV-17	06-NOV-17	R3880609
Nickel (Ni)-Total	<0.20		0.20	mg/kg	01-NOV-17	06-NOV-17	R3880609
Nickel (Ni)-Total	<0.040		0.040	mg/kg wwt	01-NOV-17	06-NOV-17	R3880609
Phosphorus (P)-Total	11100		10	mg/kg	01-NOV-17	06-NOV-17	R3880609
Phosphorus (P)-Total	2280		2.0	mg/kg wwt	01-NOV-17	06-NOV-17	R3880609
Potassium (K)-Total	21300		20	mg/kg	01-NOV-17	06-NOV-17	R3880609
Potassium (K)-Total	4380		4.0	mg/kg wwt	01-NOV-17	06-NOV-17	R3880609
Rubidium (Rb)-Total	26.7		0.050	mg/kg	01-NOV-17	06-NOV-17	R3880609
Rubidium (Rb)-Total	5.48		0.010	mg/kg wwt	01-NOV-17	06-NOV-17	R3880609
Selenium (Se)-Total	0.850		0.050	mg/kg	01-NOV-17	06-NOV-17	R3880609
Selenium (Se)-Total	0.175		0.010	mg/kg wwt	01-NOV-17	06-NOV-17	R3880609
Sodium (Na)-Total	979		20	mg/kg	01-NOV-17	06-NOV-17	R3880609
Sodium (Na)-Total	201		4.0	mg/kg wwt	01-NOV-17	06-NOV-17	R3880609
Strontium (Sr)-Total	0.121		0.050	mg/kg	01-NOV-17	06-NOV-17	R3880609
Strontium (Sr)-Total	0.025		0.010	mg/kg wwt	01-NOV-17	06-NOV-17	R3880609
Tellurium (Te)-Total	<0.020		0.020	mg/kg	01-NOV-17	06-NOV-17	R3880609
Tellurium (Te)-Total	<0.0040		0.0040	mg/kg wwt	01-NOV-17	06-NOV-17	R3880609
Thallium (Tl)-Total	0.0138		0.0020	mg/kg	01-NOV-17	06-NOV-17	R3880609
Thallium (Tl)-Total	0.00284		0.00040	mg/kg wwt	01-NOV-17	06-NOV-17	R3880609
Tin (Sn)-Total	<0.10		0.10	mg/kg	01-NOV-17	06-NOV-17	R3880609
Tin (Sn)-Total	<0.020		0.020	mg/kg wwt	01-NOV-17	06-NOV-17	R3880609
Uranium (U)-Total	<0.0020		0.0020	mg/kg	01-NOV-17	06-NOV-17	R3880609
Uranium (U)-Total	<0.00040		0.00040	mg/kg wwt	01-NOV-17	06-NOV-17	R3880609
Vanadium (V)-Total	<0.10		0.10	mg/kg	01-NOV-17	06-NOV-17	R3880609
Vanadium (V)-Total	<0.020		0.020	mg/kg wwt	01-NOV-17	06-NOV-17	R3880609
Zinc (Zn)-Total	15.4		0.50	mg/kg	01-NOV-17	06-NOV-17	R3880609
Zinc (Zn)-Total	3.16		0.10	mg/kg wwt	01-NOV-17	06-NOV-17	R3880609
Zirconium (Zr)-Total	<0.20		0.20	mg/kg	01-NOV-17	06-NOV-17	R3880609
Zirconium (Zr)-Total	<0.040		0.040	mg/kg wwt	01-NOV-17	06-NOV-17	R3880609
L1992980-51 PINR-EXP-2017-NP12 MUSCLE Sampled By: KB PS on 16-SEP-17 @ 00:01 Matrix: Tissue							
Physical Tests							
% Moisture	78.2		0.50	%		01-NOV-17	R3873311
Metals							
Aluminum (Al)-Total	<2.0		2.0	mg/kg	01-NOV-17	06-NOV-17	R3880609
Aluminum (Al)-Total	<0.40		0.40	mg/kg wwt	01-NOV-17	06-NOV-17	R3880609

* Refer to Referenced Information for Qualifiers (if any) and Methodology.

ALS ENVIRONMENTAL ANALYTICAL REPORT

Sample Details/Parameters	Result	Qualifier*	D.L.	Units	Extracted	Analyzed	Batch
L1992980-51 PINR-EXP-2017-NP12 MUSCLE							
Sampled By: KB PS on 16-SEP-17 @ 00:01							
Matrix: Tissue							
Metals							
Antimony (Sb)-Total	<0.010		0.010	mg/kg	01-NOV-17	06-NOV-17	R3880609
Antimony (Sb)-Total	<0.0020		0.0020	mg/kg wwt	01-NOV-17	06-NOV-17	R3880609
Arsenic (As)-Total	0.337		0.020	mg/kg	01-NOV-17	06-NOV-17	R3880609
Arsenic (As)-Total	0.0733		0.0040	mg/kg wwt	01-NOV-17	06-NOV-17	R3880609
Barium (Ba)-Total	0.379		0.050	mg/kg	01-NOV-17	06-NOV-17	R3880609
Barium (Ba)-Total	0.083		0.010	mg/kg wwt	01-NOV-17	06-NOV-17	R3880609
Beryllium (Be)-Total	<0.010		0.010	mg/kg	01-NOV-17	06-NOV-17	R3880609
Beryllium (Be)-Total	<0.0020		0.0020	mg/kg wwt	01-NOV-17	06-NOV-17	R3880609
Bismuth (Bi)-Total	0.011		0.010	mg/kg	01-NOV-17	06-NOV-17	R3880609
Bismuth (Bi)-Total	0.0024		0.0020	mg/kg wwt	01-NOV-17	06-NOV-17	R3880609
Boron (B)-Total	<1.0		1.0	mg/kg	01-NOV-17	06-NOV-17	R3880609
Boron (B)-Total	<0.20		0.20	mg/kg wwt	01-NOV-17	06-NOV-17	R3880609
Cadmium (Cd)-Total	0.0051		0.0050	mg/kg	01-NOV-17	06-NOV-17	R3880609
Cadmium (Cd)-Total	0.0011		0.0010	mg/kg wwt	01-NOV-17	06-NOV-17	R3880609
Calcium (Ca)-Total	1990		20	mg/kg	01-NOV-17	06-NOV-17	R3880609
Calcium (Ca)-Total	434		4.0	mg/kg wwt	01-NOV-17	06-NOV-17	R3880609
Cesium (Cs)-Total	0.0431		0.0050	mg/kg	01-NOV-17	06-NOV-17	R3880609
Cesium (Cs)-Total	0.0094		0.0010	mg/kg wwt	01-NOV-17	06-NOV-17	R3880609
Chromium (Cr)-Total	<0.050		0.050	mg/kg	01-NOV-17	06-NOV-17	R3880609
Chromium (Cr)-Total	<0.010		0.010	mg/kg wwt	01-NOV-17	06-NOV-17	R3880609
Cobalt (Co)-Total	<0.020		0.020	mg/kg	01-NOV-17	06-NOV-17	R3880609
Cobalt (Co)-Total	<0.0040		0.0040	mg/kg wwt	01-NOV-17	06-NOV-17	R3880609
Copper (Cu)-Total	0.45		0.10	mg/kg	01-NOV-17	06-NOV-17	R3880609
Copper (Cu)-Total	0.099		0.020	mg/kg wwt	01-NOV-17	06-NOV-17	R3880609
Iron (Fe)-Total	8.2		3.0	mg/kg	01-NOV-17	06-NOV-17	R3880609
Iron (Fe)-Total	1.78		0.60	mg/kg wwt	01-NOV-17	06-NOV-17	R3880609
Lead (Pb)-Total	<0.020		0.020	mg/kg	01-NOV-17	06-NOV-17	R3880609
Lead (Pb)-Total	<0.0040		0.0040	mg/kg wwt	01-NOV-17	06-NOV-17	R3880609
Lithium (Li)-Total	<0.50		0.50	mg/kg	01-NOV-17	06-NOV-17	R3880609
Lithium (Li)-Total	<0.10		0.10	mg/kg wwt	01-NOV-17	06-NOV-17	R3880609
Magnesium (Mg)-Total	1490		2.0	mg/kg	01-NOV-17	06-NOV-17	R3880609
Magnesium (Mg)-Total	325		0.40	mg/kg wwt	01-NOV-17	06-NOV-17	R3880609
Manganese (Mn)-Total	1.84		0.050	mg/kg	01-NOV-17	06-NOV-17	R3880609
Manganese (Mn)-Total	0.401		0.010	mg/kg wwt	01-NOV-17	06-NOV-17	R3880609
Mercury (Hg)-Total	2.55		0.025	mg/kg	01-NOV-17	06-NOV-17	R3876874
Mercury (Hg)-Total	0.555		0.0050	mg/kg wwt	01-NOV-17	06-NOV-17	R3876868
Molybdenum (Mo)-Total	<0.020		0.020	mg/kg	01-NOV-17	06-NOV-17	R3880609
Molybdenum (Mo)-Total	<0.0040		0.0040	mg/kg wwt	01-NOV-17	06-NOV-17	R3880609
Nickel (Ni)-Total	<0.20		0.20	mg/kg	01-NOV-17	06-NOV-17	R3880609
Nickel (Ni)-Total	<0.040		0.040	mg/kg wwt	01-NOV-17	06-NOV-17	R3880609
Phosphorus (P)-Total	11100		10	mg/kg	01-NOV-17	06-NOV-17	R3880609

* Refer to Referenced Information for Qualifiers (if any) and Methodology.

ALS ENVIRONMENTAL ANALYTICAL REPORT

Sample Details/Parameters	Result	Qualifier*	D.L.	Units	Extracted	Analyzed	Batch
L1992980-51 PINR-EXP-2017-NP12 MUSCLE Sampled By: KB PS on 16-SEP-17 @ 00:01 Matrix: Tissue							
Metals							
Phosphorus (P)-Total	2420		2.0	mg/kg wwt	01-NOV-17	06-NOV-17	R3880609
Potassium (K)-Total	18400		20	mg/kg	01-NOV-17	06-NOV-17	R3880609
Potassium (K)-Total	4010		4.0	mg/kg wwt	01-NOV-17	06-NOV-17	R3880609
Rubidium (Rb)-Total	27.2		0.050	mg/kg	01-NOV-17	06-NOV-17	R3880609
Rubidium (Rb)-Total	5.94		0.010	mg/kg wwt	01-NOV-17	06-NOV-17	R3880609
Selenium (Se)-Total	0.723		0.050	mg/kg	01-NOV-17	06-NOV-17	R3880609
Selenium (Se)-Total	0.157		0.010	mg/kg wwt	01-NOV-17	06-NOV-17	R3880609
Sodium (Na)-Total	2240		20	mg/kg	01-NOV-17	06-NOV-17	R3880609
Sodium (Na)-Total	488		4.0	mg/kg wwt	01-NOV-17	06-NOV-17	R3880609
Strontium (Sr)-Total	0.888		0.050	mg/kg	01-NOV-17	06-NOV-17	R3880609
Strontium (Sr)-Total	0.194		0.010	mg/kg wwt	01-NOV-17	06-NOV-17	R3880609
Tellurium (Te)-Total	<0.020		0.020	mg/kg	01-NOV-17	06-NOV-17	R3880609
Tellurium (Te)-Total	<0.0040		0.0040	mg/kg wwt	01-NOV-17	06-NOV-17	R3880609
Thallium (Tl)-Total	0.0118		0.0020	mg/kg	01-NOV-17	06-NOV-17	R3880609
Thallium (Tl)-Total	0.00257		0.00040	mg/kg wwt	01-NOV-17	06-NOV-17	R3880609
Tin (Sn)-Total	<0.10		0.10	mg/kg	01-NOV-17	06-NOV-17	R3880609
Tin (Sn)-Total	<0.020		0.020	mg/kg wwt	01-NOV-17	06-NOV-17	R3880609
Uranium (U)-Total	<0.0020		0.0020	mg/kg	01-NOV-17	06-NOV-17	R3880609
Uranium (U)-Total	<0.00040		0.00040	mg/kg wwt	01-NOV-17	06-NOV-17	R3880609
Vanadium (V)-Total	<0.10		0.10	mg/kg	01-NOV-17	06-NOV-17	R3880609
Vanadium (V)-Total	<0.020		0.020	mg/kg wwt	01-NOV-17	06-NOV-17	R3880609
Zinc (Zn)-Total	16.8		0.50	mg/kg	01-NOV-17	06-NOV-17	R3880609
Zinc (Zn)-Total	3.67		0.10	mg/kg wwt	01-NOV-17	06-NOV-17	R3880609
Zirconium (Zr)-Total	<0.20		0.20	mg/kg	01-NOV-17	06-NOV-17	R3880609
Zirconium (Zr)-Total	<0.040		0.040	mg/kg wwt	01-NOV-17	06-NOV-17	R3880609
L1992980-52 PINR-EXP-2017-NP13 MUSCLE Sampled By: KB PS on 16-SEP-17 @ 00:01 Matrix: Tissue							
Physical Tests							
% Moisture	79.2		0.50	%		01-NOV-17	R3873311
Metals							
Aluminum (Al)-Total	<2.0		2.0	mg/kg	01-NOV-17	06-NOV-17	R3880609
Aluminum (Al)-Total	<0.40		0.40	mg/kg wwt	01-NOV-17	06-NOV-17	R3880609
Antimony (Sb)-Total	<0.010		0.010	mg/kg	01-NOV-17	06-NOV-17	R3880609
Antimony (Sb)-Total	<0.0020		0.0020	mg/kg wwt	01-NOV-17	06-NOV-17	R3880609
Arsenic (As)-Total	0.237		0.020	mg/kg	01-NOV-17	06-NOV-17	R3880609
Arsenic (As)-Total	0.0494		0.0040	mg/kg wwt	01-NOV-17	06-NOV-17	R3880609
Barium (Ba)-Total	0.298		0.050	mg/kg	01-NOV-17	06-NOV-17	R3880609
Barium (Ba)-Total	0.062		0.010	mg/kg wwt	01-NOV-17	06-NOV-17	R3880609
Beryllium (Be)-Total	<0.010		0.010	mg/kg	01-NOV-17	06-NOV-17	R3880609
Beryllium (Be)-Total	<0.0020		0.0020	mg/kg wwt	01-NOV-17	06-NOV-17	R3880609
Bismuth (Bi)-Total	<0.010		0.010	mg/kg	01-NOV-17	06-NOV-17	R3880609

* Refer to Referenced Information for Qualifiers (if any) and Methodology.

ALS ENVIRONMENTAL ANALYTICAL REPORT

Sample Details/Parameters	Result	Qualifier*	D.L.	Units	Extracted	Analyzed	Batch
L1992980-52 PINR-EXP-2017-NP13 MUSCLE Sampled By: KB PS on 16-SEP-17 @ 00:01 Matrix: Tissue							
Metals							
Bismuth (Bi)-Total	<0.0020		0.0020	mg/kg wwt	01-NOV-17	06-NOV-17	R3880609
Boron (B)-Total	<1.0		1.0	mg/kg	01-NOV-17	06-NOV-17	R3880609
Boron (B)-Total	<0.20		0.20	mg/kg wwt	01-NOV-17	06-NOV-17	R3880609
Cadmium (Cd)-Total	<0.0050		0.0050	mg/kg	01-NOV-17	06-NOV-17	R3880609
Cadmium (Cd)-Total	<0.0010		0.0010	mg/kg wwt	01-NOV-17	06-NOV-17	R3880609
Calcium (Ca)-Total	838		20	mg/kg	01-NOV-17	06-NOV-17	R3880609
Calcium (Ca)-Total	175		4.0	mg/kg wwt	01-NOV-17	06-NOV-17	R3880609
Cesium (Cs)-Total	0.0517		0.0050	mg/kg	01-NOV-17	06-NOV-17	R3880609
Cesium (Cs)-Total	0.0108		0.0010	mg/kg wwt	01-NOV-17	06-NOV-17	R3880609
Chromium (Cr)-Total	<0.050		0.050	mg/kg	01-NOV-17	06-NOV-17	R3880609
Chromium (Cr)-Total	<0.010		0.010	mg/kg wwt	01-NOV-17	06-NOV-17	R3880609
Cobalt (Co)-Total	<0.020		0.020	mg/kg	01-NOV-17	06-NOV-17	R3880609
Cobalt (Co)-Total	<0.0040		0.0040	mg/kg wwt	01-NOV-17	06-NOV-17	R3880609
Copper (Cu)-Total	0.65		0.10	mg/kg	01-NOV-17	06-NOV-17	R3880609
Copper (Cu)-Total	0.135		0.020	mg/kg wwt	01-NOV-17	06-NOV-17	R3880609
Iron (Fe)-Total	6.9		3.0	mg/kg	01-NOV-17	06-NOV-17	R3880609
Iron (Fe)-Total	1.43		0.60	mg/kg wwt	01-NOV-17	06-NOV-17	R3880609
Lead (Pb)-Total	<0.020		0.020	mg/kg	01-NOV-17	06-NOV-17	R3880609
Lead (Pb)-Total	<0.0040		0.0040	mg/kg wwt	01-NOV-17	06-NOV-17	R3880609
Lithium (Li)-Total	<0.50		0.50	mg/kg	01-NOV-17	06-NOV-17	R3880609
Lithium (Li)-Total	<0.10		0.10	mg/kg wwt	01-NOV-17	06-NOV-17	R3880609
Magnesium (Mg)-Total	1410		2.0	mg/kg	01-NOV-17	06-NOV-17	R3880609
Magnesium (Mg)-Total	295		0.40	mg/kg wwt	01-NOV-17	06-NOV-17	R3880609
Manganese (Mn)-Total	0.931		0.050	mg/kg	01-NOV-17	06-NOV-17	R3880609
Manganese (Mn)-Total	0.194		0.010	mg/kg wwt	01-NOV-17	06-NOV-17	R3880609
Mercury (Hg)-Total	1.87		0.030	mg/kg	01-NOV-17	06-NOV-17	R3876874
Mercury (Hg)-Total	0.390		0.0060	mg/kg wwt	01-NOV-17	06-NOV-17	R3876868
Molybdenum (Mo)-Total	<0.020		0.020	mg/kg	01-NOV-17	06-NOV-17	R3880609
Molybdenum (Mo)-Total	<0.0040		0.0040	mg/kg wwt	01-NOV-17	06-NOV-17	R3880609
Nickel (Ni)-Total	<0.20		0.20	mg/kg	01-NOV-17	06-NOV-17	R3880609
Nickel (Ni)-Total	<0.040		0.040	mg/kg wwt	01-NOV-17	06-NOV-17	R3880609
Phosphorus (P)-Total	11100		10	mg/kg	01-NOV-17	06-NOV-17	R3880609
Phosphorus (P)-Total	2310		2.0	mg/kg wwt	01-NOV-17	06-NOV-17	R3880609
Potassium (K)-Total	20100		20	mg/kg	01-NOV-17	06-NOV-17	R3880609
Potassium (K)-Total	4190		4.0	mg/kg wwt	01-NOV-17	06-NOV-17	R3880609
Rubidium (Rb)-Total	24.2		0.050	mg/kg	01-NOV-17	06-NOV-17	R3880609
Rubidium (Rb)-Total	5.05		0.010	mg/kg wwt	01-NOV-17	06-NOV-17	R3880609
Selenium (Se)-Total	0.687		0.050	mg/kg	01-NOV-17	06-NOV-17	R3880609
Selenium (Se)-Total	0.143		0.010	mg/kg wwt	01-NOV-17	06-NOV-17	R3880609
Sodium (Na)-Total	796		20	mg/kg	01-NOV-17	06-NOV-17	R3880609
Sodium (Na)-Total	166		4.0	mg/kg wwt	01-NOV-17	06-NOV-17	R3880609

* Refer to Referenced Information for Qualifiers (if any) and Methodology.

ALS ENVIRONMENTAL ANALYTICAL REPORT

Sample Details/Parameters	Result	Qualifier*	D.L.	Units	Extracted	Analyzed	Batch
L1992980-52 PINR-EXP-2017-NP13 MUSCLE Sampled By: KB PS on 16-SEP-17 @ 00:01 Matrix: Tissue							
Metals							
Strontium (Sr)-Total	0.303		0.050	mg/kg	01-NOV-17	06-NOV-17	R3880609
Strontium (Sr)-Total	0.063		0.010	mg/kg wwt	01-NOV-17	06-NOV-17	R3880609
Tellurium (Te)-Total	<0.020		0.020	mg/kg	01-NOV-17	06-NOV-17	R3880609
Tellurium (Te)-Total	<0.0040		0.0040	mg/kg wwt	01-NOV-17	06-NOV-17	R3880609
Thallium (Tl)-Total	0.0129		0.0020	mg/kg	01-NOV-17	06-NOV-17	R3880609
Thallium (Tl)-Total	0.00268		0.00040	mg/kg wwt	01-NOV-17	06-NOV-17	R3880609
Tin (Sn)-Total	<0.10		0.10	mg/kg	01-NOV-17	06-NOV-17	R3880609
Tin (Sn)-Total	<0.020		0.020	mg/kg wwt	01-NOV-17	06-NOV-17	R3880609
Uranium (U)-Total	<0.0020		0.0020	mg/kg	01-NOV-17	06-NOV-17	R3880609
Uranium (U)-Total	<0.00040		0.00040	mg/kg wwt	01-NOV-17	06-NOV-17	R3880609
Vanadium (V)-Total	<0.10		0.10	mg/kg	01-NOV-17	06-NOV-17	R3880609
Vanadium (V)-Total	<0.020		0.020	mg/kg wwt	01-NOV-17	06-NOV-17	R3880609
Zinc (Zn)-Total	14.3		0.50	mg/kg	01-NOV-17	06-NOV-17	R3880609
Zinc (Zn)-Total	2.99		0.10	mg/kg wwt	01-NOV-17	06-NOV-17	R3880609
Zirconium (Zr)-Total	<0.20		0.20	mg/kg	01-NOV-17	06-NOV-17	R3880609
Zirconium (Zr)-Total	<0.040		0.040	mg/kg wwt	01-NOV-17	06-NOV-17	R3880609
L1992980-53 PINR-EXP-2017-NP14 MUSCLE Sampled By: KB PS on 16-SEP-17 @ 00:01 Matrix: Tissue							
Physical Tests							
% Moisture	78.0		0.50	%		01-NOV-17	R3873311
Metals							
Aluminum (Al)-Total	<2.0		2.0	mg/kg	03-NOV-17	06-NOV-17	R3880609
Aluminum (Al)-Total	<0.40		0.40	mg/kg wwt	03-NOV-17	06-NOV-17	R3880609
Antimony (Sb)-Total	<0.010		0.010	mg/kg	03-NOV-17	06-NOV-17	R3880609
Antimony (Sb)-Total	<0.0020		0.0020	mg/kg wwt	03-NOV-17	06-NOV-17	R3880609
Arsenic (As)-Total	0.344		0.020	mg/kg	03-NOV-17	06-NOV-17	R3880609
Arsenic (As)-Total	0.0758		0.0040	mg/kg wwt	03-NOV-17	06-NOV-17	R3880609
Barium (Ba)-Total	0.208		0.050	mg/kg	03-NOV-17	06-NOV-17	R3880609
Barium (Ba)-Total	0.046		0.010	mg/kg wwt	03-NOV-17	06-NOV-17	R3880609
Beryllium (Be)-Total	<0.010		0.010	mg/kg	03-NOV-17	06-NOV-17	R3880609
Beryllium (Be)-Total	<0.0020		0.0020	mg/kg wwt	03-NOV-17	06-NOV-17	R3880609
Bismuth (Bi)-Total	<0.010		0.010	mg/kg	03-NOV-17	06-NOV-17	R3880609
Bismuth (Bi)-Total	<0.0020		0.0020	mg/kg wwt	03-NOV-17	06-NOV-17	R3880609
Boron (B)-Total	<1.0		1.0	mg/kg	03-NOV-17	06-NOV-17	R3880609
Boron (B)-Total	<0.20		0.20	mg/kg wwt	03-NOV-17	06-NOV-17	R3880609
Cadmium (Cd)-Total	<0.0050		0.0050	mg/kg	03-NOV-17	06-NOV-17	R3880609
Cadmium (Cd)-Total	<0.0010		0.0010	mg/kg wwt	03-NOV-17	06-NOV-17	R3880609
Calcium (Ca)-Total	1050		20	mg/kg	03-NOV-17	06-NOV-17	R3880609
Calcium (Ca)-Total	230		4.0	mg/kg wwt	03-NOV-17	06-NOV-17	R3880609
Cesium (Cs)-Total	0.0369		0.0050	mg/kg	03-NOV-17	06-NOV-17	R3880609
Cesium (Cs)-Total	0.0081		0.0010	mg/kg wwt	03-NOV-17	06-NOV-17	R3880609

* Refer to Referenced Information for Qualifiers (if any) and Methodology.

ALS ENVIRONMENTAL ANALYTICAL REPORT

Sample Details/Parameters	Result	Qualifier*	D.L.	Units	Extracted	Analyzed	Batch
L1992980-53 PINR-EXP-2017-NP14 MUSCLE Sampled By: KB PS on 16-SEP-17 @ 00:01 Matrix: Tissue							
Metals							
Chromium (Cr)-Total	<0.050		0.050	mg/kg	03-NOV-17	06-NOV-17	R3880609
Chromium (Cr)-Total	<0.010		0.010	mg/kg wwt	03-NOV-17	06-NOV-17	R3880609
Cobalt (Co)-Total	<0.020		0.020	mg/kg	03-NOV-17	06-NOV-17	R3880609
Cobalt (Co)-Total	<0.0040		0.0040	mg/kg wwt	03-NOV-17	06-NOV-17	R3880609
Copper (Cu)-Total	0.47		0.10	mg/kg	03-NOV-17	06-NOV-17	R3880609
Copper (Cu)-Total	0.103		0.020	mg/kg wwt	03-NOV-17	06-NOV-17	R3880609
Iron (Fe)-Total	5.1		3.0	mg/kg	03-NOV-17	06-NOV-17	R3880609
Iron (Fe)-Total	1.13		0.60	mg/kg wwt	03-NOV-17	06-NOV-17	R3880609
Lead (Pb)-Total	<0.020		0.020	mg/kg	03-NOV-17	06-NOV-17	R3880609
Lead (Pb)-Total	<0.0040		0.0040	mg/kg wwt	03-NOV-17	06-NOV-17	R3880609
Lithium (Li)-Total	<0.50		0.50	mg/kg	03-NOV-17	06-NOV-17	R3880609
Lithium (Li)-Total	<0.10		0.10	mg/kg wwt	03-NOV-17	06-NOV-17	R3880609
Magnesium (Mg)-Total	1420		2.0	mg/kg	03-NOV-17	06-NOV-17	R3880609
Magnesium (Mg)-Total	314		0.40	mg/kg wwt	03-NOV-17	06-NOV-17	R3880609
Manganese (Mn)-Total	0.996		0.050	mg/kg	03-NOV-17	06-NOV-17	R3880609
Manganese (Mn)-Total	0.219		0.010	mg/kg wwt	03-NOV-17	06-NOV-17	R3880609
Mercury (Hg)-Total	1.89		0.030	mg/kg	03-NOV-17	06-NOV-17	R3876874
Mercury (Hg)-Total	0.416		0.0070	mg/kg wwt	03-NOV-17	06-NOV-17	R3876868
Molybdenum (Mo)-Total	<0.020		0.020	mg/kg	03-NOV-17	06-NOV-17	R3880609
Molybdenum (Mo)-Total	<0.0040		0.0040	mg/kg wwt	03-NOV-17	06-NOV-17	R3880609
Nickel (Ni)-Total	<0.20		0.20	mg/kg	03-NOV-17	06-NOV-17	R3880609
Nickel (Ni)-Total	<0.040		0.040	mg/kg wwt	03-NOV-17	06-NOV-17	R3880609
Phosphorus (P)-Total	11000		10	mg/kg	03-NOV-17	06-NOV-17	R3880609
Phosphorus (P)-Total	2430		2.0	mg/kg wwt	03-NOV-17	06-NOV-17	R3880609
Potassium (K)-Total	19400		20	mg/kg	03-NOV-17	06-NOV-17	R3880609
Potassium (K)-Total	4270		4.0	mg/kg wwt	03-NOV-17	06-NOV-17	R3880609
Rubidium (Rb)-Total	27.7		0.050	mg/kg	03-NOV-17	06-NOV-17	R3880609
Rubidium (Rb)-Total	6.10		0.010	mg/kg wwt	03-NOV-17	06-NOV-17	R3880609
Selenium (Se)-Total	0.696		0.050	mg/kg	03-NOV-17	06-NOV-17	R3880609
Selenium (Se)-Total	0.153		0.010	mg/kg wwt	03-NOV-17	06-NOV-17	R3880609
Sodium (Na)-Total	1890		20	mg/kg	03-NOV-17	06-NOV-17	R3880609
Sodium (Na)-Total	417		4.0	mg/kg wwt	03-NOV-17	06-NOV-17	R3880609
Strontium (Sr)-Total	0.423		0.050	mg/kg	03-NOV-17	06-NOV-17	R3880609
Strontium (Sr)-Total	0.093		0.010	mg/kg wwt	03-NOV-17	06-NOV-17	R3880609
Tellurium (Te)-Total	<0.020		0.020	mg/kg	03-NOV-17	06-NOV-17	R3880609
Tellurium (Te)-Total	<0.0040		0.0040	mg/kg wwt	03-NOV-17	06-NOV-17	R3880609
Thallium (Tl)-Total	0.0134		0.0020	mg/kg	03-NOV-17	06-NOV-17	R3880609
Thallium (Tl)-Total	0.00296		0.00040	mg/kg wwt	03-NOV-17	06-NOV-17	R3880609
Tin (Sn)-Total	<0.10		0.10	mg/kg	03-NOV-17	06-NOV-17	R3880609
Tin (Sn)-Total	<0.020		0.020	mg/kg wwt	03-NOV-17	06-NOV-17	R3880609
Uranium (U)-Total	<0.0020		0.0020	mg/kg	03-NOV-17	06-NOV-17	R3880609

* Refer to Referenced Information for Qualifiers (if any) and Methodology.

ALS ENVIRONMENTAL ANALYTICAL REPORT

Sample Details/Parameters	Result	Qualifier*	D.L.	Units	Extracted	Analyzed	Batch
L1992980-53 PINR-EXP-2017-NP14 MUSCLE Sampled By: KB PS on 16-SEP-17 @ 00:01 Matrix: Tissue							
Metals							
Uranium (U)-Total	<0.00040		0.00040	mg/kg wwt	03-NOV-17	06-NOV-17	R3880609
Vanadium (V)-Total	<0.10		0.10	mg/kg	03-NOV-17	06-NOV-17	R3880609
Vanadium (V)-Total	<0.020		0.020	mg/kg wwt	03-NOV-17	06-NOV-17	R3880609
Zinc (Zn)-Total	13.6		0.50	mg/kg	03-NOV-17	06-NOV-17	R3880609
Zinc (Zn)-Total	2.99		0.10	mg/kg wwt	03-NOV-17	06-NOV-17	R3880609
Zirconium (Zr)-Total	<0.20		0.20	mg/kg	03-NOV-17	06-NOV-17	R3880609
Zirconium (Zr)-Total	<0.040		0.040	mg/kg wwt	03-NOV-17	06-NOV-17	R3880609
L1992980-54 PINR-EXP-2017-NP15 MUSCLE Sampled By: KB PS on 16-SEP-17 @ 00:01 Matrix: Tissue							
Physical Tests							
% Moisture	80.8		0.50	%		01-NOV-17	R3873311
Metals							
Aluminum (Al)-Total	2.5		2.0	mg/kg	03-NOV-17	06-NOV-17	R3880609
Aluminum (Al)-Total	0.47		0.40	mg/kg wwt	03-NOV-17	06-NOV-17	R3880609
Antimony (Sb)-Total	<0.010		0.010	mg/kg	03-NOV-17	06-NOV-17	R3880609
Antimony (Sb)-Total	<0.0020		0.0020	mg/kg wwt	03-NOV-17	06-NOV-17	R3880609
Arsenic (As)-Total	0.440		0.020	mg/kg	03-NOV-17	06-NOV-17	R3880609
Arsenic (As)-Total	0.0844		0.0040	mg/kg wwt	03-NOV-17	06-NOV-17	R3880609
Barium (Ba)-Total	0.396		0.050	mg/kg	03-NOV-17	06-NOV-17	R3880609
Barium (Ba)-Total	0.076		0.010	mg/kg wwt	03-NOV-17	06-NOV-17	R3880609
Beryllium (Be)-Total	<0.010		0.010	mg/kg	03-NOV-17	06-NOV-17	R3880609
Beryllium (Be)-Total	<0.0020		0.0020	mg/kg wwt	03-NOV-17	06-NOV-17	R3880609
Bismuth (Bi)-Total	0.012		0.010	mg/kg	03-NOV-17	06-NOV-17	R3880609
Bismuth (Bi)-Total	0.0023		0.0020	mg/kg wwt	03-NOV-17	06-NOV-17	R3880609
Boron (B)-Total	<1.0		1.0	mg/kg	03-NOV-17	06-NOV-17	R3880609
Boron (B)-Total	<0.20		0.20	mg/kg wwt	03-NOV-17	06-NOV-17	R3880609
Cadmium (Cd)-Total	<0.0050		0.0050	mg/kg	03-NOV-17	06-NOV-17	R3880609
Cadmium (Cd)-Total	<0.0010		0.0010	mg/kg wwt	03-NOV-17	06-NOV-17	R3880609
Calcium (Ca)-Total	1120		20	mg/kg	03-NOV-17	06-NOV-17	R3880609
Calcium (Ca)-Total	216		4.0	mg/kg wwt	03-NOV-17	06-NOV-17	R3880609
Cesium (Cs)-Total	0.0374		0.0050	mg/kg	03-NOV-17	06-NOV-17	R3880609
Cesium (Cs)-Total	0.0072		0.0010	mg/kg wwt	03-NOV-17	06-NOV-17	R3880609
Chromium (Cr)-Total	<0.050		0.050	mg/kg	03-NOV-17	06-NOV-17	R3880609
Chromium (Cr)-Total	<0.010		0.010	mg/kg wwt	03-NOV-17	06-NOV-17	R3880609
Cobalt (Co)-Total	0.034		0.020	mg/kg	03-NOV-17	06-NOV-17	R3880609
Cobalt (Co)-Total	0.0066		0.0040	mg/kg wwt	03-NOV-17	06-NOV-17	R3880609
Copper (Cu)-Total	0.75		0.10	mg/kg	03-NOV-17	06-NOV-17	R3880609
Copper (Cu)-Total	0.144		0.020	mg/kg wwt	03-NOV-17	06-NOV-17	R3880609
Iron (Fe)-Total	14.1		3.0	mg/kg	03-NOV-17	06-NOV-17	R3880609
Iron (Fe)-Total	2.70		0.60	mg/kg wwt	03-NOV-17	06-NOV-17	R3880609
Lead (Pb)-Total	<0.020		0.020	mg/kg	03-NOV-17	06-NOV-17	R3880609

* Refer to Referenced Information for Qualifiers (if any) and Methodology.

ALS ENVIRONMENTAL ANALYTICAL REPORT

Sample Details/Parameters	Result	Qualifier*	D.L.	Units	Extracted	Analyzed	Batch
L1992980-54 PINR-EXP-2017-NP15 MUSCLE Sampled By: KB PS on 16-SEP-17 @ 00:01 Matrix: Tissue							
Metals							
Lead (Pb)-Total	<0.0040		0.0040	mg/kg wwt	03-NOV-17	06-NOV-17	R3880609
Lithium (Li)-Total	<0.50		0.50	mg/kg	03-NOV-17	06-NOV-17	R3880609
Lithium (Li)-Total	<0.10		0.10	mg/kg wwt	03-NOV-17	06-NOV-17	R3880609
Magnesium (Mg)-Total	1570		2.0	mg/kg	03-NOV-17	06-NOV-17	R3880609
Magnesium (Mg)-Total	301		0.40	mg/kg wwt	03-NOV-17	06-NOV-17	R3880609
Manganese (Mn)-Total	1.53		0.050	mg/kg	03-NOV-17	06-NOV-17	R3880609
Manganese (Mn)-Total	0.294		0.010	mg/kg wwt	03-NOV-17	06-NOV-17	R3880609
Mercury (Hg)-Total	2.09		0.040	mg/kg	03-NOV-17	06-NOV-17	R3876874
Mercury (Hg)-Total	0.401		0.0070	mg/kg wwt	03-NOV-17	06-NOV-17	R3876868
Molybdenum (Mo)-Total	<0.020		0.020	mg/kg	03-NOV-17	06-NOV-17	R3880609
Molybdenum (Mo)-Total	<0.0040		0.0040	mg/kg wwt	03-NOV-17	06-NOV-17	R3880609
Nickel (Ni)-Total	<0.20		0.20	mg/kg	03-NOV-17	06-NOV-17	R3880609
Nickel (Ni)-Total	<0.040		0.040	mg/kg wwt	03-NOV-17	06-NOV-17	R3880609
Phosphorus (P)-Total	12500		10	mg/kg	03-NOV-17	06-NOV-17	R3880609
Phosphorus (P)-Total	2390		2.0	mg/kg wwt	03-NOV-17	06-NOV-17	R3880609
Potassium (K)-Total	22100		20	mg/kg	03-NOV-17	06-NOV-17	R3880609
Potassium (K)-Total	4240		4.0	mg/kg wwt	03-NOV-17	06-NOV-17	R3880609
Rubidium (Rb)-Total	30.1		0.050	mg/kg	03-NOV-17	06-NOV-17	R3880609
Rubidium (Rb)-Total	5.77		0.010	mg/kg wwt	03-NOV-17	06-NOV-17	R3880609
Selenium (Se)-Total	0.750		0.050	mg/kg	03-NOV-17	06-NOV-17	R3880609
Selenium (Se)-Total	0.144		0.010	mg/kg wwt	03-NOV-17	06-NOV-17	R3880609
Sodium (Na)-Total	2020		20	mg/kg	03-NOV-17	06-NOV-17	R3880609
Sodium (Na)-Total	389		4.0	mg/kg wwt	03-NOV-17	06-NOV-17	R3880609
Strontium (Sr)-Total	0.514		0.050	mg/kg	03-NOV-17	06-NOV-17	R3880609
Strontium (Sr)-Total	0.099		0.010	mg/kg wwt	03-NOV-17	06-NOV-17	R3880609
Tellurium (Te)-Total	<0.020		0.020	mg/kg	03-NOV-17	06-NOV-17	R3880609
Tellurium (Te)-Total	<0.0040		0.0040	mg/kg wwt	03-NOV-17	06-NOV-17	R3880609
Thallium (Tl)-Total	0.0103		0.0020	mg/kg	03-NOV-17	06-NOV-17	R3880609
Thallium (Tl)-Total	0.00197		0.00040	mg/kg wwt	03-NOV-17	06-NOV-17	R3880609
Tin (Sn)-Total	<0.10		0.10	mg/kg	03-NOV-17	06-NOV-17	R3880609
Tin (Sn)-Total	<0.020		0.020	mg/kg wwt	03-NOV-17	06-NOV-17	R3880609
Uranium (U)-Total	<0.0020		0.0020	mg/kg	03-NOV-17	06-NOV-17	R3880609
Uranium (U)-Total	<0.00040		0.00040	mg/kg wwt	03-NOV-17	06-NOV-17	R3880609
Vanadium (V)-Total	<0.10		0.10	mg/kg	03-NOV-17	06-NOV-17	R3880609
Vanadium (V)-Total	<0.020		0.020	mg/kg wwt	03-NOV-17	06-NOV-17	R3880609
Zinc (Zn)-Total	18.0		0.50	mg/kg	03-NOV-17	06-NOV-17	R3880609
Zinc (Zn)-Total	3.45		0.10	mg/kg wwt	03-NOV-17	06-NOV-17	R3880609
Zirconium (Zr)-Total	<0.20		0.20	mg/kg	03-NOV-17	06-NOV-17	R3880609
Zirconium (Zr)-Total	<0.040		0.040	mg/kg wwt	03-NOV-17	06-NOV-17	R3880609
L1992980-55 PINR-EXP-2017-NP01 LIVER Sampled By: KB PS on 15-SEP-17 @ 00:01 Matrix: Tissue							

* Refer to Referenced Information for Qualifiers (if any) and Methodology.

ALS ENVIRONMENTAL ANALYTICAL REPORT

Sample Details/Parameters	Result	Qualifier*	D.L.	Units	Extracted	Analyzed	Batch
L1992980-55 PINR-EXP-2017-NP01 LIVER Sampled By: KB PS on 15-SEP-17 @ 00:01 Matrix: Tissue							
Physical Tests							
% Moisture	74.6		0.50	%		01-NOV-17	R3873311
Metals							
Aluminum (Al)-Total	4.6		2.0	mg/kg	03-NOV-17	06-NOV-17	R3880609
Aluminum (Al)-Total	1.17		0.40	mg/kg wwt	03-NOV-17	06-NOV-17	R3880609
Antimony (Sb)-Total	<0.010		0.010	mg/kg	03-NOV-17	06-NOV-17	R3880609
Antimony (Sb)-Total	0.0021		0.0020	mg/kg wwt	03-NOV-17	06-NOV-17	R3880609
Arsenic (As)-Total	0.134		0.020	mg/kg	03-NOV-17	06-NOV-17	R3880609
Arsenic (As)-Total	0.0341		0.0040	mg/kg wwt	03-NOV-17	06-NOV-17	R3880609
Barium (Ba)-Total	0.411		0.050	mg/kg	03-NOV-17	06-NOV-17	R3880609
Barium (Ba)-Total	0.105		0.010	mg/kg wwt	03-NOV-17	06-NOV-17	R3880609
Beryllium (Be)-Total	<0.010		0.010	mg/kg	03-NOV-17	06-NOV-17	R3880609
Beryllium (Be)-Total	<0.0020		0.0020	mg/kg wwt	03-NOV-17	06-NOV-17	R3880609
Bismuth (Bi)-Total	0.024		0.010	mg/kg	03-NOV-17	06-NOV-17	R3880609
Bismuth (Bi)-Total	0.0060		0.0020	mg/kg wwt	03-NOV-17	06-NOV-17	R3880609
Boron (B)-Total	<1.0		1.0	mg/kg	03-NOV-17	06-NOV-17	R3880609
Boron (B)-Total	<0.20		0.20	mg/kg wwt	03-NOV-17	06-NOV-17	R3880609
Cadmium (Cd)-Total	0.317		0.0050	mg/kg	03-NOV-17	06-NOV-17	R3880609
Cadmium (Cd)-Total	0.0807		0.0010	mg/kg wwt	03-NOV-17	06-NOV-17	R3880609
Calcium (Ca)-Total	184		20	mg/kg	03-NOV-17	06-NOV-17	R3880609
Calcium (Ca)-Total	46.8		4.0	mg/kg wwt	03-NOV-17	06-NOV-17	R3880609
Cesium (Cs)-Total	0.0176		0.0050	mg/kg	03-NOV-17	06-NOV-17	R3880609
Cesium (Cs)-Total	0.0045		0.0010	mg/kg wwt	03-NOV-17	06-NOV-17	R3880609
Chromium (Cr)-Total	<0.050		0.050	mg/kg	03-NOV-17	06-NOV-17	R3880609
Chromium (Cr)-Total	<0.010		0.010	mg/kg wwt	03-NOV-17	06-NOV-17	R3880609
Cobalt (Co)-Total	0.183		0.020	mg/kg	03-NOV-17	06-NOV-17	R3880609
Cobalt (Co)-Total	0.0464		0.0040	mg/kg wwt	03-NOV-17	06-NOV-17	R3880609
Copper (Cu)-Total	130		0.10	mg/kg	03-NOV-17	06-NOV-17	R3880609
Copper (Cu)-Total	33.1		0.020	mg/kg wwt	03-NOV-17	06-NOV-17	R3880609
Iron (Fe)-Total	595		3.0	mg/kg	03-NOV-17	06-NOV-17	R3880609
Iron (Fe)-Total	151		0.60	mg/kg wwt	03-NOV-17	06-NOV-17	R3880609
Lead (Pb)-Total	<0.020		0.020	mg/kg	03-NOV-17	06-NOV-17	R3880609
Lead (Pb)-Total	<0.0040		0.0040	mg/kg wwt	03-NOV-17	06-NOV-17	R3880609
Lithium (Li)-Total	<0.50		0.50	mg/kg	03-NOV-17	06-NOV-17	R3880609
Lithium (Li)-Total	<0.10		0.10	mg/kg wwt	03-NOV-17	06-NOV-17	R3880609
Magnesium (Mg)-Total	730		2.0	mg/kg	03-NOV-17	06-NOV-17	R3880609
Magnesium (Mg)-Total	186		0.40	mg/kg wwt	03-NOV-17	06-NOV-17	R3880609
Manganese (Mn)-Total	5.83		0.050	mg/kg	03-NOV-17	06-NOV-17	R3880609
Manganese (Mn)-Total	1.48		0.010	mg/kg wwt	03-NOV-17	06-NOV-17	R3880609
Mercury (Hg)-Total	0.786		0.0050	mg/kg	03-NOV-17	06-NOV-17	R3876874
Mercury (Hg)-Total	0.200		0.0010	mg/kg wwt	03-NOV-17	06-NOV-17	R3876868
Molybdenum (Mo)-Total	0.679		0.020	mg/kg	03-NOV-17	06-NOV-17	R3880609

* Refer to Referenced Information for Qualifiers (if any) and Methodology.

ALS ENVIRONMENTAL ANALYTICAL REPORT

Sample Details/Parameters	Result	Qualifier*	D.L.	Units	Extracted	Analyzed	Batch
L1992980-55 PINR-EXP-2017-NP01 LIVER Sampled By: KB PS on 15-SEP-17 @ 00:01 Matrix: Tissue							
Metals							
Molybdenum (Mo)-Total	0.173		0.0040	mg/kg wwt	03-NOV-17	06-NOV-17	R3880609
Nickel (Ni)-Total	<0.20		0.20	mg/kg	03-NOV-17	06-NOV-17	R3880609
Nickel (Ni)-Total	<0.040		0.040	mg/kg wwt	03-NOV-17	06-NOV-17	R3880609
Phosphorus (P)-Total	12700		10	mg/kg	03-NOV-17	06-NOV-17	R3880609
Phosphorus (P)-Total	3240		2.0	mg/kg wwt	03-NOV-17	06-NOV-17	R3880609
Potassium (K)-Total	13400		20	mg/kg	03-NOV-17	06-NOV-17	R3880609
Potassium (K)-Total	3410		4.0	mg/kg wwt	03-NOV-17	06-NOV-17	R3880609
Rubidium (Rb)-Total	31.7		0.050	mg/kg	03-NOV-17	06-NOV-17	R3880609
Rubidium (Rb)-Total	8.06		0.010	mg/kg wwt	03-NOV-17	06-NOV-17	R3880609
Selenium (Se)-Total	7.61		0.050	mg/kg	03-NOV-17	06-NOV-17	R3880609
Selenium (Se)-Total	1.93		0.010	mg/kg wwt	03-NOV-17	06-NOV-17	R3880609
Sodium (Na)-Total	2310		20	mg/kg	03-NOV-17	06-NOV-17	R3880609
Sodium (Na)-Total	587		4.0	mg/kg wwt	03-NOV-17	06-NOV-17	R3880609
Strontium (Sr)-Total	0.125		0.050	mg/kg	03-NOV-17	06-NOV-17	R3880609
Strontium (Sr)-Total	0.032		0.010	mg/kg wwt	03-NOV-17	06-NOV-17	R3880609
Tellurium (Te)-Total	<0.020		0.020	mg/kg	03-NOV-17	06-NOV-17	R3880609
Tellurium (Te)-Total	<0.0040		0.0040	mg/kg wwt	03-NOV-17	06-NOV-17	R3880609
Thallium (Tl)-Total	0.0148		0.0020	mg/kg	03-NOV-17	06-NOV-17	R3880609
Thallium (Tl)-Total	0.00375		0.00040	mg/kg wwt	03-NOV-17	06-NOV-17	R3880609
Tin (Sn)-Total	<0.10		0.10	mg/kg	03-NOV-17	06-NOV-17	R3880609
Tin (Sn)-Total	<0.020		0.020	mg/kg wwt	03-NOV-17	06-NOV-17	R3880609
Uranium (U)-Total	0.0024		0.0020	mg/kg	03-NOV-17	06-NOV-17	R3880609
Uranium (U)-Total	0.00062		0.00040	mg/kg wwt	03-NOV-17	06-NOV-17	R3880609
Vanadium (V)-Total	1.22		0.10	mg/kg	03-NOV-17	06-NOV-17	R3880609
Vanadium (V)-Total	0.311		0.020	mg/kg wwt	03-NOV-17	06-NOV-17	R3880609
Zinc (Zn)-Total	173		0.50	mg/kg	03-NOV-17	06-NOV-17	R3880609
Zinc (Zn)-Total	44.0		0.10	mg/kg wwt	03-NOV-17	06-NOV-17	R3880609
Zirconium (Zr)-Total	<0.20		0.20	mg/kg	03-NOV-17	06-NOV-17	R3880609
Zirconium (Zr)-Total	<0.040		0.040	mg/kg wwt	03-NOV-17	06-NOV-17	R3880609
L1992980-56 PINR-EXP-2017-NP02 LIVER Sampled By: KB PS on 15-SEP-17 @ 00:01 Matrix: Tissue							
Physical Tests							
% Moisture	61.6		2.0	%		27-OCT-17	R3870389
Metals							
Aluminum (Al)-Total	<5.0		5.0	mg/kg	30-OCT-17	03-NOV-17	R3874105
Aluminum (Al)-Total	1.1		1.0	mg/kg wwt	30-OCT-17	03-NOV-17	R3874105
Antimony (Sb)-Total	<0.010		0.010	mg/kg	30-OCT-17	03-NOV-17	R3874105
Antimony (Sb)-Total	0.0021		0.0020	mg/kg wwt	30-OCT-17	03-NOV-17	R3874105
Arsenic (As)-Total	0.119		0.030	mg/kg	30-OCT-17	03-NOV-17	R3874105
Arsenic (As)-Total	0.0458		0.0060	mg/kg wwt	30-OCT-17	03-NOV-17	R3874105
Barium (Ba)-Total	0.307		0.050	mg/kg	30-OCT-17	03-NOV-17	R3874105

* Refer to Referenced Information for Qualifiers (if any) and Methodology.

ALS ENVIRONMENTAL ANALYTICAL REPORT

Sample Details/Parameters	Result	Qualifier*	D.L.	Units	Extracted	Analyzed	Batch
L1992980-56 PINR-EXP-2017-NP02 LIVER							
Sampled By: KB PS on 15-SEP-17 @ 00:01							
Matrix: Tissue							
Metals							
Barium (Ba)-Total	0.118		0.010	mg/kg wwt	30-OCT-17	03-NOV-17	R3874105
Beryllium (Be)-Total	<0.010		0.010	mg/kg	30-OCT-17	03-NOV-17	R3874105
Beryllium (Be)-Total	<0.0020		0.0020	mg/kg wwt	30-OCT-17	03-NOV-17	R3874105
Bismuth (Bi)-Total	0.031		0.010	mg/kg	30-OCT-17	03-NOV-17	R3874105
Bismuth (Bi)-Total	0.0118		0.0020	mg/kg wwt	30-OCT-17	03-NOV-17	R3874105
Boron (B)-Total	<1.0		1.0	mg/kg	30-OCT-17	03-NOV-17	R3874105
Boron (B)-Total	<0.20		0.20	mg/kg wwt	30-OCT-17	03-NOV-17	R3874105
Cadmium (Cd)-Total	0.183		0.010	mg/kg	30-OCT-17	03-NOV-17	R3874105
Cadmium (Cd)-Total	0.0702		0.0020	mg/kg wwt	30-OCT-17	03-NOV-17	R3874105
Calcium (Ca)-Total	90		20	mg/kg	30-OCT-17	03-NOV-17	R3874105
Calcium (Ca)-Total	34.6		4.0	mg/kg wwt	30-OCT-17	03-NOV-17	R3874105
Cesium (Cs)-Total	0.0088		0.0050	mg/kg	30-OCT-17	03-NOV-17	R3874105
Cesium (Cs)-Total	0.0034		0.0010	mg/kg wwt	30-OCT-17	03-NOV-17	R3874105
Chromium (Cr)-Total	<0.20		0.20	mg/kg	30-OCT-17	03-NOV-17	R3874105
Chromium (Cr)-Total	<0.040		0.040	mg/kg wwt	30-OCT-17	03-NOV-17	R3874105
Cobalt (Co)-Total	0.154		0.020	mg/kg	30-OCT-17	03-NOV-17	R3874105
Cobalt (Co)-Total	0.0592		0.0040	mg/kg wwt	30-OCT-17	03-NOV-17	R3874105
Copper (Cu)-Total	103		0.20	mg/kg	30-OCT-17	03-NOV-17	R3874105
Copper (Cu)-Total	39.6		0.040	mg/kg wwt	30-OCT-17	03-NOV-17	R3874105
Iron (Fe)-Total	959		5.0	mg/kg	30-OCT-17	03-NOV-17	R3874105
Iron (Fe)-Total	369		1.0	mg/kg wwt	30-OCT-17	03-NOV-17	R3874105
Lead (Pb)-Total	<0.050		0.050	mg/kg	30-OCT-17	03-NOV-17	R3874105
Lead (Pb)-Total	<0.010		0.010	mg/kg wwt	30-OCT-17	03-NOV-17	R3874105
Lithium (Li)-Total	<0.50		0.50	mg/kg	30-OCT-17	03-NOV-17	R3874105
Lithium (Li)-Total	<0.10		0.10	mg/kg wwt	30-OCT-17	03-NOV-17	R3874105
Magnesium (Mg)-Total	392		2.0	mg/kg	30-OCT-17	03-NOV-17	R3874105
Magnesium (Mg)-Total	151		0.40	mg/kg wwt	30-OCT-17	03-NOV-17	R3874105
Manganese (Mn)-Total	3.07		0.050	mg/kg	30-OCT-17	03-NOV-17	R3874105
Manganese (Mn)-Total	1.18		0.010	mg/kg wwt	30-OCT-17	03-NOV-17	R3874105
Mercury (Hg)-Total	0.341		0.0050	mg/kg	30-OCT-17	03-NOV-17	R3874164
Mercury (Hg)-Total	0.131		0.0010	mg/kg wwt	30-OCT-17	03-NOV-17	R3874162
Molybdenum (Mo)-Total	0.723		0.040	mg/kg	30-OCT-17	03-NOV-17	R3874105
Molybdenum (Mo)-Total	0.278		0.0080	mg/kg wwt	30-OCT-17	03-NOV-17	R3874105
Nickel (Ni)-Total	<0.20		0.20	mg/kg	30-OCT-17	03-NOV-17	R3874105
Nickel (Ni)-Total	<0.040		0.040	mg/kg wwt	30-OCT-17	03-NOV-17	R3874105
Phosphorus (P)-Total	6690		10	mg/kg	30-OCT-17	03-NOV-17	R3874105
Phosphorus (P)-Total	2570		2.0	mg/kg wwt	30-OCT-17	03-NOV-17	R3874105
Potassium (K)-Total	6900		20	mg/kg	30-OCT-17	03-NOV-17	R3874105
Potassium (K)-Total	2650		4.0	mg/kg wwt	30-OCT-17	03-NOV-17	R3874105
Rubidium (Rb)-Total	17.8		0.050	mg/kg	30-OCT-17	03-NOV-17	R3874105
Rubidium (Rb)-Total	6.85		0.010	mg/kg wwt	30-OCT-17	03-NOV-17	R3874105

* Refer to Referenced Information for Qualifiers (if any) and Methodology.

ALS ENVIRONMENTAL ANALYTICAL REPORT

Sample Details/Parameters	Result	Qualifier*	D.L.	Units	Extracted	Analyzed	Batch
L1992980-56 PINR-EXP-2017-NP02 LIVER Sampled By: KB PS on 15-SEP-17 @ 00:01 Matrix: Tissue							
Metals							
Selenium (Se)-Total	4.01		0.10	mg/kg	30-OCT-17	03-NOV-17	R3874105
Selenium (Se)-Total	1.54		0.020	mg/kg wwt	30-OCT-17	03-NOV-17	R3874105
Sodium (Na)-Total	1410		20	mg/kg	30-OCT-17	03-NOV-17	R3874105
Sodium (Na)-Total	543		4.0	mg/kg wwt	30-OCT-17	03-NOV-17	R3874105
Strontium (Sr)-Total	<0.10		0.10	mg/kg	30-OCT-17	03-NOV-17	R3874105
Strontium (Sr)-Total	0.023		0.020	mg/kg wwt	30-OCT-17	03-NOV-17	R3874105
Tellurium (Te)-Total	<0.020		0.020	mg/kg	30-OCT-17	03-NOV-17	R3874105
Tellurium (Te)-Total	0.0044		0.0040	mg/kg wwt	30-OCT-17	03-NOV-17	R3874105
Thallium (Tl)-Total	0.0071		0.0020	mg/kg	30-OCT-17	03-NOV-17	R3874105
Thallium (Tl)-Total	0.00274		0.00040	mg/kg wwt	30-OCT-17	03-NOV-17	R3874105
Tin (Sn)-Total	<0.10		0.10	mg/kg	30-OCT-17	03-NOV-17	R3874105
Tin (Sn)-Total	0.026		0.020	mg/kg wwt	30-OCT-17	03-NOV-17	R3874105
Uranium (U)-Total	<0.0020		0.0020	mg/kg	30-OCT-17	03-NOV-17	R3874105
Uranium (U)-Total	<0.00040		0.00040	mg/kg wwt	30-OCT-17	03-NOV-17	R3874105
Vanadium (V)-Total	0.52		0.10	mg/kg	30-OCT-17	03-NOV-17	R3874105
Vanadium (V)-Total	0.198		0.020	mg/kg wwt	30-OCT-17	03-NOV-17	R3874105
Zinc (Zn)-Total	114		1.0	mg/kg	30-OCT-17	03-NOV-17	R3874105
Zinc (Zn)-Total	43.8		0.20	mg/kg wwt	30-OCT-17	03-NOV-17	R3874105
Zirconium (Zr)-Total	<0.20		0.20	mg/kg	30-OCT-17	03-NOV-17	R3874105
Zirconium (Zr)-Total	<0.040		0.040	mg/kg wwt	30-OCT-17	03-NOV-17	R3874105
L1992980-57 PINR-EXP-2017-NP03 LIVER Sampled By: KB PS on 15-SEP-17 @ 00:01 Matrix: Tissue							
Physical Tests							
% Moisture	68.2		2.0	%		27-OCT-17	R3870389
Metals							
Aluminum (Al)-Total	<5.0		5.0	mg/kg	30-OCT-17	03-NOV-17	R3874105
Aluminum (Al)-Total	1.1		1.0	mg/kg wwt	30-OCT-17	03-NOV-17	R3874105
Antimony (Sb)-Total	<0.010		0.010	mg/kg	30-OCT-17	03-NOV-17	R3874105
Antimony (Sb)-Total	<0.0020		0.0020	mg/kg wwt	30-OCT-17	03-NOV-17	R3874105
Arsenic (As)-Total	0.077		0.030	mg/kg	30-OCT-17	03-NOV-17	R3874105
Arsenic (As)-Total	0.0245		0.0060	mg/kg wwt	30-OCT-17	03-NOV-17	R3874105
Barium (Ba)-Total	0.421		0.050	mg/kg	30-OCT-17	03-NOV-17	R3874105
Barium (Ba)-Total	0.134		0.010	mg/kg wwt	30-OCT-17	03-NOV-17	R3874105
Beryllium (Be)-Total	<0.010		0.010	mg/kg	30-OCT-17	03-NOV-17	R3874105
Beryllium (Be)-Total	<0.0020		0.0020	mg/kg wwt	30-OCT-17	03-NOV-17	R3874105
Bismuth (Bi)-Total	0.021		0.010	mg/kg	30-OCT-17	03-NOV-17	R3874105
Bismuth (Bi)-Total	0.0066		0.0020	mg/kg wwt	30-OCT-17	03-NOV-17	R3874105
Boron (B)-Total	<1.0		1.0	mg/kg	30-OCT-17	03-NOV-17	R3874105
Boron (B)-Total	<0.20		0.20	mg/kg wwt	30-OCT-17	03-NOV-17	R3874105
Cadmium (Cd)-Total	0.123		0.010	mg/kg	30-OCT-17	03-NOV-17	R3874105
Cadmium (Cd)-Total	0.0392		0.0020	mg/kg wwt	30-OCT-17	03-NOV-17	R3874105

* Refer to Referenced Information for Qualifiers (if any) and Methodology.

ALS ENVIRONMENTAL ANALYTICAL REPORT

Sample Details/Parameters	Result	Qualifier*	D.L.	Units	Extracted	Analyzed	Batch
L1992980-57 PINR-EXP-2017-NP03 LIVER							
Sampled By: KB PS on 15-SEP-17 @ 00:01							
Matrix: Tissue							
Metals							
Calcium (Ca)-Total	126		20	mg/kg	30-OCT-17	03-NOV-17	R3874105
Calcium (Ca)-Total	39.9		4.0	mg/kg wwt	30-OCT-17	03-NOV-17	R3874105
Cesium (Cs)-Total	0.0093		0.0050	mg/kg	30-OCT-17	03-NOV-17	R3874105
Cesium (Cs)-Total	0.0029		0.0010	mg/kg wwt	30-OCT-17	03-NOV-17	R3874105
Chromium (Cr)-Total	0.93		0.20	mg/kg	30-OCT-17	03-NOV-17	R3874105
Chromium (Cr)-Total	0.296		0.040	mg/kg wwt	30-OCT-17	03-NOV-17	R3874105
Cobalt (Co)-Total	0.143		0.020	mg/kg	30-OCT-17	03-NOV-17	R3874105
Cobalt (Co)-Total	0.0455		0.0040	mg/kg wwt	30-OCT-17	03-NOV-17	R3874105
Copper (Cu)-Total	97.8		0.20	mg/kg	30-OCT-17	03-NOV-17	R3874105
Copper (Cu)-Total	31.1		0.040	mg/kg wwt	30-OCT-17	03-NOV-17	R3874105
Iron (Fe)-Total	97.2		5.0	mg/kg	30-OCT-17	03-NOV-17	R3874105
Iron (Fe)-Total	30.9		1.0	mg/kg wwt	30-OCT-17	03-NOV-17	R3874105
Lead (Pb)-Total	<0.050		0.050	mg/kg	30-OCT-17	03-NOV-17	R3874105
Lead (Pb)-Total	<0.010		0.010	mg/kg wwt	30-OCT-17	03-NOV-17	R3874105
Lithium (Li)-Total	<0.50		0.50	mg/kg	30-OCT-17	03-NOV-17	R3874105
Lithium (Li)-Total	<0.10		0.10	mg/kg wwt	30-OCT-17	03-NOV-17	R3874105
Magnesium (Mg)-Total	542		2.0	mg/kg	30-OCT-17	03-NOV-17	R3874105
Magnesium (Mg)-Total	172		0.40	mg/kg wwt	30-OCT-17	03-NOV-17	R3874105
Manganese (Mn)-Total	3.37		0.050	mg/kg	30-OCT-17	03-NOV-17	R3874105
Manganese (Mn)-Total	1.07		0.010	mg/kg wwt	30-OCT-17	03-NOV-17	R3874105
Mercury (Hg)-Total	0.582		0.0050	mg/kg	30-OCT-17	03-NOV-17	R3874164
Mercury (Hg)-Total	0.185		0.0010	mg/kg wwt	30-OCT-17	03-NOV-17	R3874162
Molybdenum (Mo)-Total	0.636		0.040	mg/kg	30-OCT-17	03-NOV-17	R3874105
Molybdenum (Mo)-Total	0.202		0.0080	mg/kg wwt	30-OCT-17	03-NOV-17	R3874105
Nickel (Ni)-Total	0.49		0.20	mg/kg	30-OCT-17	03-NOV-17	R3874105
Nickel (Ni)-Total	0.155		0.040	mg/kg wwt	30-OCT-17	03-NOV-17	R3874105
Phosphorus (P)-Total	8600		10	mg/kg	30-OCT-17	03-NOV-17	R3874105
Phosphorus (P)-Total	2730		2.0	mg/kg wwt	30-OCT-17	03-NOV-17	R3874105
Potassium (K)-Total	8680		20	mg/kg	30-OCT-17	03-NOV-17	R3874105
Potassium (K)-Total	2760		4.0	mg/kg wwt	30-OCT-17	03-NOV-17	R3874105
Rubidium (Rb)-Total	16.6		0.050	mg/kg	30-OCT-17	03-NOV-17	R3874105
Rubidium (Rb)-Total	5.29		0.010	mg/kg wwt	30-OCT-17	03-NOV-17	R3874105
Selenium (Se)-Total	6.62		0.10	mg/kg	30-OCT-17	03-NOV-17	R3874105
Selenium (Se)-Total	2.10		0.020	mg/kg wwt	30-OCT-17	03-NOV-17	R3874105
Sodium (Na)-Total	2050		20	mg/kg	30-OCT-17	03-NOV-17	R3874105
Sodium (Na)-Total	650		4.0	mg/kg wwt	30-OCT-17	03-NOV-17	R3874105
Strontium (Sr)-Total	0.10		0.10	mg/kg	30-OCT-17	03-NOV-17	R3874105
Strontium (Sr)-Total	0.033		0.020	mg/kg wwt	30-OCT-17	03-NOV-17	R3874105
Tellurium (Te)-Total	<0.020		0.020	mg/kg	30-OCT-17	03-NOV-17	R3874105
Tellurium (Te)-Total	<0.0040		0.0040	mg/kg wwt	30-OCT-17	03-NOV-17	R3874105
Thallium (Tl)-Total	0.0099		0.0020	mg/kg	30-OCT-17	03-NOV-17	R3874105

* Refer to Referenced Information for Qualifiers (if any) and Methodology.

ALS ENVIRONMENTAL ANALYTICAL REPORT

Sample Details/Parameters	Result	Qualifier*	D.L.	Units	Extracted	Analyzed	Batch
L1992980-57 PINR-EXP-2017-NP03 LIVER Sampled By: KB PS on 15-SEP-17 @ 00:01 Matrix: Tissue							
Metals							
Thallium (Tl)-Total	0.00316		0.00040	mg/kg wwt	30-OCT-17	03-NOV-17	R3874105
Tin (Sn)-Total	<0.10		0.10	mg/kg	30-OCT-17	03-NOV-17	R3874105
Tin (Sn)-Total	<0.020		0.020	mg/kg wwt	30-OCT-17	03-NOV-17	R3874105
Uranium (U)-Total	<0.0020		0.0020	mg/kg	30-OCT-17	03-NOV-17	R3874105
Uranium (U)-Total	0.00059		0.00040	mg/kg wwt	30-OCT-17	03-NOV-17	R3874105
Vanadium (V)-Total	0.53		0.10	mg/kg	30-OCT-17	03-NOV-17	R3874105
Vanadium (V)-Total	0.170		0.020	mg/kg wwt	30-OCT-17	03-NOV-17	R3874105
Zinc (Zn)-Total	130		1.0	mg/kg	30-OCT-17	03-NOV-17	R3874105
Zinc (Zn)-Total	41.3		0.20	mg/kg wwt	30-OCT-17	03-NOV-17	R3874105
Zirconium (Zr)-Total	<0.20		0.20	mg/kg	30-OCT-17	03-NOV-17	R3874105
Zirconium (Zr)-Total	<0.040		0.040	mg/kg wwt	30-OCT-17	03-NOV-17	R3874105
L1992980-58 PINR-EXP-2017-NP03X LIVER Sampled By: KB PS on 15-SEP-17 @ 00:01 Matrix: Tissue							
Physical Tests							
% Moisture	65.9		2.0	%		27-OCT-17	R3870389
Metals							
Aluminum (Al)-Total	<5.0		5.0	mg/kg	30-OCT-17	03-NOV-17	R3874105
Aluminum (Al)-Total	<1.0		1.0	mg/kg wwt	30-OCT-17	03-NOV-17	R3874105
Antimony (Sb)-Total	<0.010		0.010	mg/kg	30-OCT-17	03-NOV-17	R3874105
Antimony (Sb)-Total	<0.0020		0.0020	mg/kg wwt	30-OCT-17	03-NOV-17	R3874105
Arsenic (As)-Total	0.073		0.030	mg/kg	30-OCT-17	03-NOV-17	R3874105
Arsenic (As)-Total	0.0249		0.0060	mg/kg wwt	30-OCT-17	03-NOV-17	R3874105
Barium (Ba)-Total	0.523		0.050	mg/kg	30-OCT-17	03-NOV-17	R3874105
Barium (Ba)-Total	0.178		0.010	mg/kg wwt	30-OCT-17	03-NOV-17	R3874105
Beryllium (Be)-Total	<0.010		0.010	mg/kg	30-OCT-17	03-NOV-17	R3874105
Beryllium (Be)-Total	<0.0020		0.0020	mg/kg wwt	30-OCT-17	03-NOV-17	R3874105
Bismuth (Bi)-Total	0.021		0.010	mg/kg	30-OCT-17	03-NOV-17	R3874105
Bismuth (Bi)-Total	0.0071		0.0020	mg/kg wwt	30-OCT-17	03-NOV-17	R3874105
Boron (B)-Total	<1.0		1.0	mg/kg	30-OCT-17	03-NOV-17	R3874105
Boron (B)-Total	<0.20		0.20	mg/kg wwt	30-OCT-17	03-NOV-17	R3874105
Cadmium (Cd)-Total	0.112		0.010	mg/kg	30-OCT-17	03-NOV-17	R3874105
Cadmium (Cd)-Total	0.0380		0.0020	mg/kg wwt	30-OCT-17	03-NOV-17	R3874105
Calcium (Ca)-Total	135		20	mg/kg	30-OCT-17	03-NOV-17	R3874105
Calcium (Ca)-Total	45.9		4.0	mg/kg wwt	30-OCT-17	03-NOV-17	R3874105
Cesium (Cs)-Total	0.0085		0.0050	mg/kg	30-OCT-17	03-NOV-17	R3874105
Cesium (Cs)-Total	0.0029		0.0010	mg/kg wwt	30-OCT-17	03-NOV-17	R3874105
Chromium (Cr)-Total	0.20		0.20	mg/kg	30-OCT-17	03-NOV-17	R3874105
Chromium (Cr)-Total	0.069		0.040	mg/kg wwt	30-OCT-17	03-NOV-17	R3874105
Cobalt (Co)-Total	0.121		0.020	mg/kg	30-OCT-17	03-NOV-17	R3874105
Cobalt (Co)-Total	0.0413		0.0040	mg/kg wwt	30-OCT-17	03-NOV-17	R3874105
Copper (Cu)-Total	102		0.20	mg/kg	30-OCT-17	03-NOV-17	R3874105

* Refer to Referenced Information for Qualifiers (if any) and Methodology.

ALS ENVIRONMENTAL ANALYTICAL REPORT

Sample Details/Parameters	Result	Qualifier*	D.L.	Units	Extracted	Analyzed	Batch
L1992980-58 PINR-EXP-2017-NP03X LIVER							
Sampled By: KB PS on 15-SEP-17 @ 00:01							
Matrix: Tissue							
Metals							
Copper (Cu)-Total	34.9		0.040	mg/kg wwt	30-OCT-17	03-NOV-17	R3874105
Iron (Fe)-Total	76.8		5.0	mg/kg	30-OCT-17	03-NOV-17	R3874105
Iron (Fe)-Total	26.2		1.0	mg/kg wwt	30-OCT-17	03-NOV-17	R3874105
Lead (Pb)-Total	<0.050		0.050	mg/kg	30-OCT-17	03-NOV-17	R3874105
Lead (Pb)-Total	<0.010		0.010	mg/kg wwt	30-OCT-17	03-NOV-17	R3874105
Lithium (Li)-Total	<0.50		0.50	mg/kg	30-OCT-17	03-NOV-17	R3874105
Lithium (Li)-Total	<0.10		0.10	mg/kg wwt	30-OCT-17	03-NOV-17	R3874105
Magnesium (Mg)-Total	495		2.0	mg/kg	30-OCT-17	03-NOV-17	R3874105
Magnesium (Mg)-Total	169		0.40	mg/kg wwt	30-OCT-17	03-NOV-17	R3874105
Manganese (Mn)-Total	3.06		0.050	mg/kg	30-OCT-17	03-NOV-17	R3874105
Manganese (Mn)-Total	1.04		0.010	mg/kg wwt	30-OCT-17	03-NOV-17	R3874105
Mercury (Hg)-Total	0.519		0.0050	mg/kg	30-OCT-17	03-NOV-17	R3874164
Mercury (Hg)-Total	0.177		0.0010	mg/kg wwt	30-OCT-17	03-NOV-17	R3874162
Molybdenum (Mo)-Total	0.623		0.040	mg/kg	30-OCT-17	03-NOV-17	R3874105
Molybdenum (Mo)-Total	0.212		0.0080	mg/kg wwt	30-OCT-17	03-NOV-17	R3874105
Nickel (Ni)-Total	<0.20		0.20	mg/kg	30-OCT-17	03-NOV-17	R3874105
Nickel (Ni)-Total	<0.040		0.040	mg/kg wwt	30-OCT-17	03-NOV-17	R3874105
Phosphorus (P)-Total	7930		10	mg/kg	30-OCT-17	03-NOV-17	R3874105
Phosphorus (P)-Total	2700		2.0	mg/kg wwt	30-OCT-17	03-NOV-17	R3874105
Potassium (K)-Total	8180		20	mg/kg	30-OCT-17	03-NOV-17	R3874105
Potassium (K)-Total	2790		4.0	mg/kg wwt	30-OCT-17	03-NOV-17	R3874105
Rubidium (Rb)-Total	17.4		0.050	mg/kg	30-OCT-17	03-NOV-17	R3874105
Rubidium (Rb)-Total	5.92		0.010	mg/kg wwt	30-OCT-17	03-NOV-17	R3874105
Selenium (Se)-Total	6.44		0.10	mg/kg	30-OCT-17	03-NOV-17	R3874105
Selenium (Se)-Total	2.19		0.020	mg/kg wwt	30-OCT-17	03-NOV-17	R3874105
Sodium (Na)-Total	1760		20	mg/kg	30-OCT-17	03-NOV-17	R3874105
Sodium (Na)-Total	598		4.0	mg/kg wwt	30-OCT-17	03-NOV-17	R3874105
Strontium (Sr)-Total	0.17		0.10	mg/kg	30-OCT-17	03-NOV-17	R3874105
Strontium (Sr)-Total	0.059		0.020	mg/kg wwt	30-OCT-17	03-NOV-17	R3874105
Tellurium (Te)-Total	<0.020		0.020	mg/kg	30-OCT-17	03-NOV-17	R3874105
Tellurium (Te)-Total	<0.0040		0.0040	mg/kg wwt	30-OCT-17	03-NOV-17	R3874105
Thallium (Tl)-Total	0.0087		0.0020	mg/kg	30-OCT-17	03-NOV-17	R3874105
Thallium (Tl)-Total	0.00297		0.00040	mg/kg wwt	30-OCT-17	03-NOV-17	R3874105
Tin (Sn)-Total	<0.10		0.10	mg/kg	30-OCT-17	03-NOV-17	R3874105
Tin (Sn)-Total	<0.020		0.020	mg/kg wwt	30-OCT-17	03-NOV-17	R3874105
Uranium (U)-Total	<0.0020		0.0020	mg/kg	30-OCT-17	03-NOV-17	R3874105
Uranium (U)-Total	0.00058		0.00040	mg/kg wwt	30-OCT-17	03-NOV-17	R3874105
Vanadium (V)-Total	0.49		0.10	mg/kg	30-OCT-17	03-NOV-17	R3874105
Vanadium (V)-Total	0.167		0.020	mg/kg wwt	30-OCT-17	03-NOV-17	R3874105
Zinc (Zn)-Total	122		1.0	mg/kg	30-OCT-17	03-NOV-17	R3874105
Zinc (Zn)-Total	41.6		0.20	mg/kg wwt	30-OCT-17	03-NOV-17	R3874105

* Refer to Referenced Information for Qualifiers (if any) and Methodology.

ALS ENVIRONMENTAL ANALYTICAL REPORT

Sample Details/Parameters	Result	Qualifier*	D.L.	Units	Extracted	Analyzed	Batch
L1992980-58 PINR-EXP-2017-NP03X LIVER Sampled By: KB PS on 15-SEP-17 @ 00:01 Matrix: Tissue							
Metals							
Zirconium (Zr)-Total	<0.20		0.20	mg/kg	30-OCT-17	03-NOV-17	R3874105
Zirconium (Zr)-Total	<0.040		0.040	mg/kg wwt	30-OCT-17	03-NOV-17	R3874105
L1992980-59 PINR-EXP-2017-NP04 LIVER Sampled By: KB PS on 16-SEP-17 @ 00:01 Matrix: Tissue							
Physical Tests							
% Moisture	69.9		0.50	%		01-NOV-17	R3873311
Metals							
Aluminum (Al)-Total	2.7		2.0	mg/kg	03-NOV-17	06-NOV-17	R3880609
Aluminum (Al)-Total	0.80		0.40	mg/kg wwt	03-NOV-17	06-NOV-17	R3880609
Antimony (Sb)-Total	0.016		0.010	mg/kg	03-NOV-17	06-NOV-17	R3880609
Antimony (Sb)-Total	0.0047		0.0020	mg/kg wwt	03-NOV-17	06-NOV-17	R3880609
Arsenic (As)-Total	0.072		0.020	mg/kg	03-NOV-17	06-NOV-17	R3880609
Arsenic (As)-Total	0.0217		0.0040	mg/kg wwt	03-NOV-17	06-NOV-17	R3880609
Barium (Ba)-Total	0.240		0.050	mg/kg	03-NOV-17	06-NOV-17	R3880609
Barium (Ba)-Total	0.072		0.010	mg/kg wwt	03-NOV-17	06-NOV-17	R3880609
Beryllium (Be)-Total	<0.010		0.010	mg/kg	03-NOV-17	06-NOV-17	R3880609
Beryllium (Be)-Total	<0.0020		0.0020	mg/kg wwt	03-NOV-17	06-NOV-17	R3880609
Bismuth (Bi)-Total	0.018		0.010	mg/kg	03-NOV-17	06-NOV-17	R3880609
Bismuth (Bi)-Total	0.0054		0.0020	mg/kg wwt	03-NOV-17	06-NOV-17	R3880609
Boron (B)-Total	<1.0		1.0	mg/kg	03-NOV-17	06-NOV-17	R3880609
Boron (B)-Total	<0.20		0.20	mg/kg wwt	03-NOV-17	06-NOV-17	R3880609
Cadmium (Cd)-Total	0.307		0.0050	mg/kg	03-NOV-17	06-NOV-17	R3880609
Cadmium (Cd)-Total	0.0922		0.0010	mg/kg wwt	03-NOV-17	06-NOV-17	R3880609
Calcium (Ca)-Total	100		20	mg/kg	03-NOV-17	06-NOV-17	R3880609
Calcium (Ca)-Total	30.1		4.0	mg/kg wwt	03-NOV-17	06-NOV-17	R3880609
Cesium (Cs)-Total	0.0069		0.0050	mg/kg	03-NOV-17	06-NOV-17	R3880609
Cesium (Cs)-Total	0.0021		0.0010	mg/kg wwt	03-NOV-17	06-NOV-17	R3880609
Chromium (Cr)-Total	<0.050		0.050	mg/kg	03-NOV-17	06-NOV-17	R3880609
Chromium (Cr)-Total	<0.010		0.010	mg/kg wwt	03-NOV-17	06-NOV-17	R3880609
Cobalt (Co)-Total	0.195		0.020	mg/kg	03-NOV-17	06-NOV-17	R3880609
Cobalt (Co)-Total	0.0585		0.0040	mg/kg wwt	03-NOV-17	06-NOV-17	R3880609
Copper (Cu)-Total	66.3		0.10	mg/kg	03-NOV-17	06-NOV-17	R3880609
Copper (Cu)-Total	19.9		0.020	mg/kg wwt	03-NOV-17	06-NOV-17	R3880609
Iron (Fe)-Total	371		3.0	mg/kg	03-NOV-17	06-NOV-17	R3880609
Iron (Fe)-Total	111		0.60	mg/kg wwt	03-NOV-17	06-NOV-17	R3880609
Lead (Pb)-Total	<0.020		0.020	mg/kg	03-NOV-17	06-NOV-17	R3880609
Lead (Pb)-Total	0.0048		0.0040	mg/kg wwt	03-NOV-17	06-NOV-17	R3880609
Lithium (Li)-Total	<0.50		0.50	mg/kg	03-NOV-17	06-NOV-17	R3880609
Lithium (Li)-Total	<0.10		0.10	mg/kg wwt	03-NOV-17	06-NOV-17	R3880609
Magnesium (Mg)-Total	447		2.0	mg/kg	03-NOV-17	06-NOV-17	R3880609
Magnesium (Mg)-Total	134		0.40	mg/kg wwt	03-NOV-17	06-NOV-17	R3880609

* Refer to Referenced Information for Qualifiers (if any) and Methodology.

ALS ENVIRONMENTAL ANALYTICAL REPORT

Sample Details/Parameters	Result	Qualifier*	D.L.	Units	Extracted	Analyzed	Batch
L1992980-59 PINR-EXP-2017-NP04 LIVER Sampled By: KB PS on 16-SEP-17 @ 00:01 Matrix: Tissue							
Metals							
Manganese (Mn)-Total	2.71		0.050	mg/kg	03-NOV-17	06-NOV-17	R3880609
Manganese (Mn)-Total	0.814		0.010	mg/kg wwt	03-NOV-17	06-NOV-17	R3880609
Mercury (Hg)-Total	0.458		0.0050	mg/kg	03-NOV-17	06-NOV-17	R3876874
Mercury (Hg)-Total	0.138		0.0010	mg/kg wwt	03-NOV-17	06-NOV-17	R3876868
Molybdenum (Mo)-Total	0.557		0.020	mg/kg	03-NOV-17	06-NOV-17	R3880609
Molybdenum (Mo)-Total	0.167		0.0040	mg/kg wwt	03-NOV-17	06-NOV-17	R3880609
Nickel (Ni)-Total	<0.20		0.20	mg/kg	03-NOV-17	06-NOV-17	R3880609
Nickel (Ni)-Total	<0.040		0.040	mg/kg wwt	03-NOV-17	06-NOV-17	R3880609
Phosphorus (P)-Total	7370		10	mg/kg	03-NOV-17	06-NOV-17	R3880609
Phosphorus (P)-Total	2220		2.0	mg/kg wwt	03-NOV-17	06-NOV-17	R3880609
Potassium (K)-Total	9900		20	mg/kg	03-NOV-17	06-NOV-17	R3880609
Potassium (K)-Total	2980		4.0	mg/kg wwt	03-NOV-17	06-NOV-17	R3880609
Rubidium (Rb)-Total	15.8		0.050	mg/kg	03-NOV-17	06-NOV-17	R3880609
Rubidium (Rb)-Total	4.74		0.010	mg/kg wwt	03-NOV-17	06-NOV-17	R3880609
Selenium (Se)-Total	8.40		0.050	mg/kg	03-NOV-17	06-NOV-17	R3880609
Selenium (Se)-Total	2.53		0.010	mg/kg wwt	03-NOV-17	06-NOV-17	R3880609
Sodium (Na)-Total	2280		20	mg/kg	03-NOV-17	06-NOV-17	R3880609
Sodium (Na)-Total	684		4.0	mg/kg wwt	03-NOV-17	06-NOV-17	R3880609
Strontium (Sr)-Total	0.070		0.050	mg/kg	03-NOV-17	06-NOV-17	R3880609
Strontium (Sr)-Total	0.021		0.010	mg/kg wwt	03-NOV-17	06-NOV-17	R3880609
Tellurium (Te)-Total	<0.020		0.020	mg/kg	03-NOV-17	06-NOV-17	R3880609
Tellurium (Te)-Total	<0.0040		0.0040	mg/kg wwt	03-NOV-17	06-NOV-17	R3880609
Thallium (Tl)-Total	0.0163		0.0020	mg/kg	03-NOV-17	06-NOV-17	R3880609
Thallium (Tl)-Total	0.00490		0.00040	mg/kg wwt	03-NOV-17	06-NOV-17	R3880609
Tin (Sn)-Total	<0.10		0.10	mg/kg	03-NOV-17	06-NOV-17	R3880609
Tin (Sn)-Total	<0.020		0.020	mg/kg wwt	03-NOV-17	06-NOV-17	R3880609
Uranium (U)-Total	<0.0020		0.0020	mg/kg	03-NOV-17	06-NOV-17	R3880609
Uranium (U)-Total	<0.00040		0.00040	mg/kg wwt	03-NOV-17	06-NOV-17	R3880609
Vanadium (V)-Total	0.29		0.10	mg/kg	03-NOV-17	06-NOV-17	R3880609
Vanadium (V)-Total	0.088		0.020	mg/kg wwt	03-NOV-17	06-NOV-17	R3880609
Zinc (Zn)-Total	105		0.50	mg/kg	03-NOV-17	06-NOV-17	R3880609
Zinc (Zn)-Total	31.6		0.10	mg/kg wwt	03-NOV-17	06-NOV-17	R3880609
Zirconium (Zr)-Total	<0.20		0.20	mg/kg	03-NOV-17	06-NOV-17	R3880609
Zirconium (Zr)-Total	<0.040		0.040	mg/kg wwt	03-NOV-17	06-NOV-17	R3880609
L1992980-60 PINR-EXP-2017-NP05 LIVER Sampled By: KB PS on 16-SEP-17 @ 00:01 Matrix: Tissue							
Physical Tests							
% Moisture	67.3		2.0	%		27-OCT-17	R3870389
Metals							
Aluminum (Al)-Total	<5.0		5.0	mg/kg	30-OCT-17	03-NOV-17	R3874105
Aluminum (Al)-Total	<1.0		1.0	mg/kg wwt	30-OCT-17	03-NOV-17	R3874105

* Refer to Referenced Information for Qualifiers (if any) and Methodology.

ALS ENVIRONMENTAL ANALYTICAL REPORT

Sample Details/Parameters	Result	Qualifier*	D.L.	Units	Extracted	Analyzed	Batch
L1992980-60 PINR-EXP-2017-NP05 LIVER Sampled By: KB PS on 16-SEP-17 @ 00:01 Matrix: Tissue							
Metals							
Antimony (Sb)-Total	<0.010		0.010	mg/kg	30-OCT-17	03-NOV-17	R3874105
Antimony (Sb)-Total	<0.0020		0.0020	mg/kg wwt	30-OCT-17	03-NOV-17	R3874105
Arsenic (As)-Total	0.099		0.030	mg/kg	30-OCT-17	03-NOV-17	R3874105
Arsenic (As)-Total	0.0325		0.0060	mg/kg wwt	30-OCT-17	03-NOV-17	R3874105
Barium (Ba)-Total	0.323		0.050	mg/kg	30-OCT-17	03-NOV-17	R3874105
Barium (Ba)-Total	0.106		0.010	mg/kg wwt	30-OCT-17	03-NOV-17	R3874105
Beryllium (Be)-Total	<0.010		0.010	mg/kg	30-OCT-17	03-NOV-17	R3874105
Beryllium (Be)-Total	<0.0020		0.0020	mg/kg wwt	30-OCT-17	03-NOV-17	R3874105
Bismuth (Bi)-Total	0.017		0.010	mg/kg	30-OCT-17	03-NOV-17	R3874105
Bismuth (Bi)-Total	0.0055		0.0020	mg/kg wwt	30-OCT-17	03-NOV-17	R3874105
Boron (B)-Total	<1.0		1.0	mg/kg	30-OCT-17	03-NOV-17	R3874105
Boron (B)-Total	<0.20		0.20	mg/kg wwt	30-OCT-17	03-NOV-17	R3874105
Cadmium (Cd)-Total	0.069		0.010	mg/kg	30-OCT-17	03-NOV-17	R3874105
Cadmium (Cd)-Total	0.0226		0.0020	mg/kg wwt	30-OCT-17	03-NOV-17	R3874105
Calcium (Ca)-Total	110		20	mg/kg	30-OCT-17	03-NOV-17	R3874105
Calcium (Ca)-Total	35.8		4.0	mg/kg wwt	30-OCT-17	03-NOV-17	R3874105
Cesium (Cs)-Total	0.0206		0.0050	mg/kg	30-OCT-17	03-NOV-17	R3874105
Cesium (Cs)-Total	0.0067		0.0010	mg/kg wwt	30-OCT-17	03-NOV-17	R3874105
Chromium (Cr)-Total	<0.20		0.20	mg/kg	30-OCT-17	03-NOV-17	R3874105
Chromium (Cr)-Total	<0.040		0.040	mg/kg wwt	30-OCT-17	03-NOV-17	R3874105
Cobalt (Co)-Total	0.169		0.020	mg/kg	30-OCT-17	03-NOV-17	R3874105
Cobalt (Co)-Total	0.0552		0.0040	mg/kg wwt	30-OCT-17	03-NOV-17	R3874105
Copper (Cu)-Total	63.7		0.20	mg/kg	30-OCT-17	03-NOV-17	R3874105
Copper (Cu)-Total	20.8		0.040	mg/kg wwt	30-OCT-17	03-NOV-17	R3874105
Iron (Fe)-Total	112		5.0	mg/kg	30-OCT-17	03-NOV-17	R3874105
Iron (Fe)-Total	36.6		1.0	mg/kg wwt	30-OCT-17	03-NOV-17	R3874105
Lead (Pb)-Total	<0.050		0.050	mg/kg	30-OCT-17	03-NOV-17	R3874105
Lead (Pb)-Total	<0.010		0.010	mg/kg wwt	30-OCT-17	03-NOV-17	R3874105
Lithium (Li)-Total	<0.50		0.50	mg/kg	30-OCT-17	03-NOV-17	R3874105
Lithium (Li)-Total	<0.10		0.10	mg/kg wwt	30-OCT-17	03-NOV-17	R3874105
Magnesium (Mg)-Total	493		2.0	mg/kg	30-OCT-17	03-NOV-17	R3874105
Magnesium (Mg)-Total	161		0.40	mg/kg wwt	30-OCT-17	03-NOV-17	R3874105
Manganese (Mn)-Total	3.04		0.050	mg/kg	30-OCT-17	03-NOV-17	R3874105
Manganese (Mn)-Total	0.993		0.010	mg/kg wwt	30-OCT-17	03-NOV-17	R3874105
Mercury (Hg)-Total	0.316		0.0050	mg/kg	30-OCT-17	03-NOV-17	R3874164
Mercury (Hg)-Total	0.103		0.0010	mg/kg wwt	30-OCT-17	03-NOV-17	R3874162
Molybdenum (Mo)-Total	0.852		0.040	mg/kg	30-OCT-17	03-NOV-17	R3874105
Molybdenum (Mo)-Total	0.279		0.0080	mg/kg wwt	30-OCT-17	03-NOV-17	R3874105
Nickel (Ni)-Total	<0.20		0.20	mg/kg	30-OCT-17	03-NOV-17	R3874105
Nickel (Ni)-Total	<0.040		0.040	mg/kg wwt	30-OCT-17	03-NOV-17	R3874105
Phosphorus (P)-Total	8290		10	mg/kg	30-OCT-17	03-NOV-17	R3874105

* Refer to Referenced Information for Qualifiers (if any) and Methodology.

ALS ENVIRONMENTAL ANALYTICAL REPORT

Sample Details/Parameters	Result	Qualifier*	D.L.	Units	Extracted	Analyzed	Batch
L1992980-60 PINR-EXP-2017-NP05 LIVER Sampled By: KB PS on 16-SEP-17 @ 00:01 Matrix: Tissue							
Metals							
Phosphorus (P)-Total	2710		2.0	mg/kg wwt	30-OCT-17	03-NOV-17	R3874105
Potassium (K)-Total	7030		20	mg/kg	30-OCT-17	03-NOV-17	R3874105
Potassium (K)-Total	2300		4.0	mg/kg wwt	30-OCT-17	03-NOV-17	R3874105
Rubidium (Rb)-Total	20.2		0.050	mg/kg	30-OCT-17	03-NOV-17	R3874105
Rubidium (Rb)-Total	6.60		0.010	mg/kg wwt	30-OCT-17	03-NOV-17	R3874105
Selenium (Se)-Total	5.89		0.10	mg/kg	30-OCT-17	03-NOV-17	R3874105
Selenium (Se)-Total	1.93		0.020	mg/kg wwt	30-OCT-17	03-NOV-17	R3874105
Sodium (Na)-Total	1920		20	mg/kg	30-OCT-17	03-NOV-17	R3874105
Sodium (Na)-Total	627		4.0	mg/kg wwt	30-OCT-17	03-NOV-17	R3874105
Strontium (Sr)-Total	<0.10		0.10	mg/kg	30-OCT-17	03-NOV-17	R3874105
Strontium (Sr)-Total	0.026		0.020	mg/kg wwt	30-OCT-17	03-NOV-17	R3874105
Tellurium (Te)-Total	0.024		0.020	mg/kg	30-OCT-17	03-NOV-17	R3874105
Tellurium (Te)-Total	0.0079		0.0040	mg/kg wwt	30-OCT-17	03-NOV-17	R3874105
Thallium (Tl)-Total	0.0139		0.0020	mg/kg	30-OCT-17	03-NOV-17	R3874105
Thallium (Tl)-Total	0.00456		0.00040	mg/kg wwt	30-OCT-17	03-NOV-17	R3874105
Tin (Sn)-Total	<0.10		0.10	mg/kg	30-OCT-17	03-NOV-17	R3874105
Tin (Sn)-Total	<0.020		0.020	mg/kg wwt	30-OCT-17	03-NOV-17	R3874105
Uranium (U)-Total	<0.0020		0.0020	mg/kg	30-OCT-17	03-NOV-17	R3874105
Uranium (U)-Total	<0.00040		0.00040	mg/kg wwt	30-OCT-17	03-NOV-17	R3874105
Vanadium (V)-Total	0.18		0.10	mg/kg	30-OCT-17	03-NOV-17	R3874105
Vanadium (V)-Total	0.059		0.020	mg/kg wwt	30-OCT-17	03-NOV-17	R3874105
Zinc (Zn)-Total	157		1.0	mg/kg	30-OCT-17	03-NOV-17	R3874105
Zinc (Zn)-Total	51.4		0.20	mg/kg wwt	30-OCT-17	03-NOV-17	R3874105
Zirconium (Zr)-Total	<0.20		0.20	mg/kg	30-OCT-17	03-NOV-17	R3874105
Zirconium (Zr)-Total	<0.040		0.040	mg/kg wwt	30-OCT-17	03-NOV-17	R3874105
L1992980-61 PINR-EXP-2017-NP06 LIVER Sampled By: KB PS on 16-SEP-17 @ 00:01 Matrix: Tissue							
Physical Tests							
% Moisture	75.1		0.50	%		01-NOV-17	R3873311
Metals							
Aluminum (Al)-Total	4.9		2.0	mg/kg	03-NOV-17	06-NOV-17	R3880609
Aluminum (Al)-Total	1.23		0.40	mg/kg wwt	03-NOV-17	06-NOV-17	R3880609
Antimony (Sb)-Total	<0.010		0.010	mg/kg	03-NOV-17	06-NOV-17	R3880609
Antimony (Sb)-Total	<0.0020		0.0020	mg/kg wwt	03-NOV-17	06-NOV-17	R3880609
Arsenic (As)-Total	0.106		0.020	mg/kg	03-NOV-17	06-NOV-17	R3880609
Arsenic (As)-Total	0.0263		0.0040	mg/kg wwt	03-NOV-17	06-NOV-17	R3880609
Barium (Ba)-Total	0.578		0.050	mg/kg	03-NOV-17	06-NOV-17	R3880609
Barium (Ba)-Total	0.144		0.010	mg/kg wwt	03-NOV-17	06-NOV-17	R3880609
Beryllium (Be)-Total	<0.010		0.010	mg/kg	03-NOV-17	06-NOV-17	R3880609
Beryllium (Be)-Total	<0.0020		0.0020	mg/kg wwt	03-NOV-17	06-NOV-17	R3880609
Bismuth (Bi)-Total	0.019		0.010	mg/kg	03-NOV-17	06-NOV-17	R3880609

* Refer to Referenced Information for Qualifiers (if any) and Methodology.

ALS ENVIRONMENTAL ANALYTICAL REPORT

Sample Details/Parameters	Result	Qualifier*	D.L.	Units	Extracted	Analyzed	Batch
L1992980-61 PINR-EXP-2017-NP06 LIVER							
Sampled By: KB PS on 16-SEP-17 @ 00:01							
Matrix: Tissue							
Metals							
Bismuth (Bi)-Total	0.0046		0.0020	mg/kg wwt	03-NOV-17	06-NOV-17	R3880609
Boron (B)-Total	<1.0		1.0	mg/kg	03-NOV-17	06-NOV-17	R3880609
Boron (B)-Total	<0.20		0.20	mg/kg wwt	03-NOV-17	06-NOV-17	R3880609
Cadmium (Cd)-Total	0.423		0.0050	mg/kg	03-NOV-17	06-NOV-17	R3880609
Cadmium (Cd)-Total	0.105		0.0010	mg/kg wwt	03-NOV-17	06-NOV-17	R3880609
Calcium (Ca)-Total	132		20	mg/kg	03-NOV-17	06-NOV-17	R3880609
Calcium (Ca)-Total	32.7		4.0	mg/kg wwt	03-NOV-17	06-NOV-17	R3880609
Cesium (Cs)-Total	0.0082		0.0050	mg/kg	03-NOV-17	06-NOV-17	R3880609
Cesium (Cs)-Total	0.0020		0.0010	mg/kg wwt	03-NOV-17	06-NOV-17	R3880609
Chromium (Cr)-Total	<0.050		0.050	mg/kg	03-NOV-17	06-NOV-17	R3880609
Chromium (Cr)-Total	<0.010		0.010	mg/kg wwt	03-NOV-17	06-NOV-17	R3880609
Cobalt (Co)-Total	0.193		0.020	mg/kg	03-NOV-17	06-NOV-17	R3880609
Cobalt (Co)-Total	0.0479		0.0040	mg/kg wwt	03-NOV-17	06-NOV-17	R3880609
Copper (Cu)-Total	83.1		0.10	mg/kg	03-NOV-17	06-NOV-17	R3880609
Copper (Cu)-Total	20.7		0.020	mg/kg wwt	03-NOV-17	06-NOV-17	R3880609
Iron (Fe)-Total	109		3.0	mg/kg	03-NOV-17	06-NOV-17	R3880609
Iron (Fe)-Total	27.0		0.60	mg/kg wwt	03-NOV-17	06-NOV-17	R3880609
Lead (Pb)-Total	<0.020		0.020	mg/kg	03-NOV-17	06-NOV-17	R3880609
Lead (Pb)-Total	<0.0040		0.0040	mg/kg wwt	03-NOV-17	06-NOV-17	R3880609
Lithium (Li)-Total	<0.50		0.50	mg/kg	03-NOV-17	06-NOV-17	R3880609
Lithium (Li)-Total	<0.10		0.10	mg/kg wwt	03-NOV-17	06-NOV-17	R3880609
Magnesium (Mg)-Total	813		2.0	mg/kg	03-NOV-17	06-NOV-17	R3880609
Magnesium (Mg)-Total	202		0.40	mg/kg wwt	03-NOV-17	06-NOV-17	R3880609
Manganese (Mn)-Total	4.61		0.050	mg/kg	03-NOV-17	06-NOV-17	R3880609
Manganese (Mn)-Total	1.15		0.010	mg/kg wwt	03-NOV-17	06-NOV-17	R3880609
Mercury (Hg)-Total	0.667		0.0050	mg/kg	03-NOV-17	06-NOV-17	R3876874
Mercury (Hg)-Total	0.166		0.0010	mg/kg wwt	03-NOV-17	06-NOV-17	R3876868
Molybdenum (Mo)-Total	0.678		0.020	mg/kg	03-NOV-17	06-NOV-17	R3880609
Molybdenum (Mo)-Total	0.169		0.0040	mg/kg wwt	03-NOV-17	06-NOV-17	R3880609
Nickel (Ni)-Total	<0.20		0.20	mg/kg	03-NOV-17	06-NOV-17	R3880609
Nickel (Ni)-Total	<0.040		0.040	mg/kg wwt	03-NOV-17	06-NOV-17	R3880609
Phosphorus (P)-Total	15300		10	mg/kg	03-NOV-17	06-NOV-17	R3880609
Phosphorus (P)-Total	3800		2.0	mg/kg wwt	03-NOV-17	06-NOV-17	R3880609
Potassium (K)-Total	14600		20	mg/kg	03-NOV-17	06-NOV-17	R3880609
Potassium (K)-Total	3640		4.0	mg/kg wwt	03-NOV-17	06-NOV-17	R3880609
Rubidium (Rb)-Total	29.6		0.050	mg/kg	03-NOV-17	06-NOV-17	R3880609
Rubidium (Rb)-Total	7.36		0.010	mg/kg wwt	03-NOV-17	06-NOV-17	R3880609
Selenium (Se)-Total	9.30		0.050	mg/kg	03-NOV-17	06-NOV-17	R3880609
Selenium (Se)-Total	2.31		0.010	mg/kg wwt	03-NOV-17	06-NOV-17	R3880609
Sodium (Na)-Total	2550		20	mg/kg	03-NOV-17	06-NOV-17	R3880609
Sodium (Na)-Total	635		4.0	mg/kg wwt	03-NOV-17	06-NOV-17	R3880609

* Refer to Referenced Information for Qualifiers (if any) and Methodology.

ALS ENVIRONMENTAL ANALYTICAL REPORT

Sample Details/Parameters	Result	Qualifier*	D.L.	Units	Extracted	Analyzed	Batch
L1992980-61 PINR-EXP-2017-NP06 LIVER Sampled By: KB PS on 16-SEP-17 @ 00:01 Matrix: Tissue							
Metals							
Strontium (Sr)-Total	0.089		0.050	mg/kg	03-NOV-17	06-NOV-17	R3880609
Strontium (Sr)-Total	0.022		0.010	mg/kg wwt	03-NOV-17	06-NOV-17	R3880609
Tellurium (Te)-Total	<0.020		0.020	mg/kg	03-NOV-17	06-NOV-17	R3880609
Tellurium (Te)-Total	0.0042		0.0040	mg/kg wwt	03-NOV-17	06-NOV-17	R3880609
Thallium (Tl)-Total	0.0111		0.0020	mg/kg	03-NOV-17	06-NOV-17	R3880609
Thallium (Tl)-Total	0.00275		0.00040	mg/kg wwt	03-NOV-17	06-NOV-17	R3880609
Tin (Sn)-Total	<0.10		0.10	mg/kg	03-NOV-17	06-NOV-17	R3880609
Tin (Sn)-Total	<0.020		0.020	mg/kg wwt	03-NOV-17	06-NOV-17	R3880609
Uranium (U)-Total	0.0033		0.0020	mg/kg	03-NOV-17	06-NOV-17	R3880609
Uranium (U)-Total	0.00082		0.00040	mg/kg wwt	03-NOV-17	06-NOV-17	R3880609
Vanadium (V)-Total	0.84		0.10	mg/kg	03-NOV-17	06-NOV-17	R3880609
Vanadium (V)-Total	0.208		0.020	mg/kg wwt	03-NOV-17	06-NOV-17	R3880609
Zinc (Zn)-Total	160		0.50	mg/kg	03-NOV-17	06-NOV-17	R3880609
Zinc (Zn)-Total	39.8		0.10	mg/kg wwt	03-NOV-17	06-NOV-17	R3880609
Zirconium (Zr)-Total	<0.20		0.20	mg/kg	03-NOV-17	06-NOV-17	R3880609
Zirconium (Zr)-Total	<0.040		0.040	mg/kg wwt	03-NOV-17	06-NOV-17	R3880609
L1992980-62 PINR-EXP-2017-NP07 LIVER Sampled By: KB PS on 16-SEP-17 @ 00:01 Matrix: Tissue							
Physical Tests							
% Moisture	65.0		0.50	%		01-NOV-17	R3873311
Metals							
Aluminum (Al)-Total	2.5		2.0	mg/kg	03-NOV-17	06-NOV-17	R3880609
Aluminum (Al)-Total	0.89		0.40	mg/kg wwt	03-NOV-17	06-NOV-17	R3880609
Antimony (Sb)-Total	<0.010		0.010	mg/kg	03-NOV-17	06-NOV-17	R3880609
Antimony (Sb)-Total	<0.0020		0.0020	mg/kg wwt	03-NOV-17	06-NOV-17	R3880609
Arsenic (As)-Total	0.109		0.020	mg/kg	03-NOV-17	06-NOV-17	R3880609
Arsenic (As)-Total	0.0383		0.0040	mg/kg wwt	03-NOV-17	06-NOV-17	R3880609
Barium (Ba)-Total	0.514		0.050	mg/kg	03-NOV-17	06-NOV-17	R3880609
Barium (Ba)-Total	0.180		0.010	mg/kg wwt	03-NOV-17	06-NOV-17	R3880609
Beryllium (Be)-Total	<0.010		0.010	mg/kg	03-NOV-17	06-NOV-17	R3880609
Beryllium (Be)-Total	<0.0020		0.0020	mg/kg wwt	03-NOV-17	06-NOV-17	R3880609
Bismuth (Bi)-Total	0.015		0.010	mg/kg	03-NOV-17	06-NOV-17	R3880609
Bismuth (Bi)-Total	0.0051		0.0020	mg/kg wwt	03-NOV-17	06-NOV-17	R3880609
Boron (B)-Total	<1.0		1.0	mg/kg	03-NOV-17	06-NOV-17	R3880609
Boron (B)-Total	<0.20		0.20	mg/kg wwt	03-NOV-17	06-NOV-17	R3880609
Cadmium (Cd)-Total	0.127		0.0050	mg/kg	03-NOV-17	06-NOV-17	R3880609
Cadmium (Cd)-Total	0.0444		0.0010	mg/kg wwt	03-NOV-17	06-NOV-17	R3880609
Calcium (Ca)-Total	104		20	mg/kg	03-NOV-17	06-NOV-17	R3880609
Calcium (Ca)-Total	36.5		4.0	mg/kg wwt	03-NOV-17	06-NOV-17	R3880609
Cesium (Cs)-Total	0.0093		0.0050	mg/kg	03-NOV-17	06-NOV-17	R3880609
Cesium (Cs)-Total	0.0033		0.0010	mg/kg wwt	03-NOV-17	06-NOV-17	R3880609

* Refer to Referenced Information for Qualifiers (if any) and Methodology.

ALS ENVIRONMENTAL ANALYTICAL REPORT

Sample Details/Parameters	Result	Qualifier*	D.L.	Units	Extracted	Analyzed	Batch
L1992980-62 PINR-EXP-2017-NP07 LIVER							
Sampled By: KB PS on 16-SEP-17 @ 00:01							
Matrix: Tissue							
Metals							
Chromium (Cr)-Total	0.080		0.050	mg/kg	03-NOV-17	06-NOV-17	R3880609
Chromium (Cr)-Total	0.028		0.010	mg/kg wwt	03-NOV-17	06-NOV-17	R3880609
Cobalt (Co)-Total	0.136		0.020	mg/kg	03-NOV-17	06-NOV-17	R3880609
Cobalt (Co)-Total	0.0475		0.0040	mg/kg wwt	03-NOV-17	06-NOV-17	R3880609
Copper (Cu)-Total	101		0.10	mg/kg	03-NOV-17	06-NOV-17	R3880609
Copper (Cu)-Total	35.4		0.020	mg/kg wwt	03-NOV-17	06-NOV-17	R3880609
Iron (Fe)-Total	546		3.0	mg/kg	03-NOV-17	06-NOV-17	R3880609
Iron (Fe)-Total	191		0.60	mg/kg wwt	03-NOV-17	06-NOV-17	R3880609
Lead (Pb)-Total	<0.020		0.020	mg/kg	03-NOV-17	06-NOV-17	R3880609
Lead (Pb)-Total	<0.0040		0.0040	mg/kg wwt	03-NOV-17	06-NOV-17	R3880609
Lithium (Li)-Total	<0.50		0.50	mg/kg	03-NOV-17	06-NOV-17	R3880609
Lithium (Li)-Total	<0.10		0.10	mg/kg wwt	03-NOV-17	06-NOV-17	R3880609
Magnesium (Mg)-Total	521		2.0	mg/kg	03-NOV-17	06-NOV-17	R3880609
Magnesium (Mg)-Total	182		0.40	mg/kg wwt	03-NOV-17	06-NOV-17	R3880609
Manganese (Mn)-Total	3.50		0.050	mg/kg	03-NOV-17	06-NOV-17	R3880609
Manganese (Mn)-Total	1.22		0.010	mg/kg wwt	03-NOV-17	06-NOV-17	R3880609
Mercury (Hg)-Total	0.638		0.0050	mg/kg	03-NOV-17	06-NOV-17	R3876874
Mercury (Hg)-Total	0.223		0.0010	mg/kg wwt	03-NOV-17	06-NOV-17	R3876868
Molybdenum (Mo)-Total	0.832		0.020	mg/kg	03-NOV-17	06-NOV-17	R3880609
Molybdenum (Mo)-Total	0.291		0.0040	mg/kg wwt	03-NOV-17	06-NOV-17	R3880609
Nickel (Ni)-Total	<0.20		0.20	mg/kg	03-NOV-17	06-NOV-17	R3880609
Nickel (Ni)-Total	<0.040		0.040	mg/kg wwt	03-NOV-17	06-NOV-17	R3880609
Phosphorus (P)-Total	8790		10	mg/kg	03-NOV-17	06-NOV-17	R3880609
Phosphorus (P)-Total	3080		2.0	mg/kg wwt	03-NOV-17	06-NOV-17	R3880609
Potassium (K)-Total	8290		20	mg/kg	03-NOV-17	06-NOV-17	R3880609
Potassium (K)-Total	2900		4.0	mg/kg wwt	03-NOV-17	06-NOV-17	R3880609
Rubidium (Rb)-Total	15.1		0.050	mg/kg	03-NOV-17	06-NOV-17	R3880609
Rubidium (Rb)-Total	5.30		0.010	mg/kg wwt	03-NOV-17	06-NOV-17	R3880609
Selenium (Se)-Total	12.4		0.050	mg/kg	03-NOV-17	06-NOV-17	R3880609
Selenium (Se)-Total	4.35		0.010	mg/kg wwt	03-NOV-17	06-NOV-17	R3880609
Sodium (Na)-Total	1380		20	mg/kg	03-NOV-17	06-NOV-17	R3880609
Sodium (Na)-Total	484		4.0	mg/kg wwt	03-NOV-17	06-NOV-17	R3880609
Strontium (Sr)-Total	0.080		0.050	mg/kg	03-NOV-17	06-NOV-17	R3880609
Strontium (Sr)-Total	0.028		0.010	mg/kg wwt	03-NOV-17	06-NOV-17	R3880609
Tellurium (Te)-Total	<0.020		0.020	mg/kg	03-NOV-17	06-NOV-17	R3880609
Tellurium (Te)-Total	0.0048		0.0040	mg/kg wwt	03-NOV-17	06-NOV-17	R3880609
Thallium (Tl)-Total	0.0132		0.0020	mg/kg	03-NOV-17	06-NOV-17	R3880609
Thallium (Tl)-Total	0.00464		0.00040	mg/kg wwt	03-NOV-17	06-NOV-17	R3880609
Tin (Sn)-Total	<0.10		0.10	mg/kg	03-NOV-17	06-NOV-17	R3880609
Tin (Sn)-Total	0.026		0.020	mg/kg wwt	03-NOV-17	06-NOV-17	R3880609
Uranium (U)-Total	<0.0020		0.0020	mg/kg	03-NOV-17	06-NOV-17	R3880609

* Refer to Referenced Information for Qualifiers (if any) and Methodology.

ALS ENVIRONMENTAL ANALYTICAL REPORT

Sample Details/Parameters	Result	Qualifier*	D.L.	Units	Extracted	Analyzed	Batch
L1992980-62 PINR-EXP-2017-NP07 LIVER Sampled By: KB PS on 16-SEP-17 @ 00:01 Matrix: Tissue							
Metals							
Uranium (U)-Total	<0.00040		0.00040	mg/kg wwt	03-NOV-17	06-NOV-17	R3880609
Vanadium (V)-Total	0.30		0.10	mg/kg	03-NOV-17	06-NOV-17	R3880609
Vanadium (V)-Total	0.105		0.020	mg/kg wwt	03-NOV-17	06-NOV-17	R3880609
Zinc (Zn)-Total	150		0.50	mg/kg	03-NOV-17	06-NOV-17	R3880609
Zinc (Zn)-Total	52.6		0.10	mg/kg wwt	03-NOV-17	06-NOV-17	R3880609
Zirconium (Zr)-Total	<0.20		0.20	mg/kg	03-NOV-17	06-NOV-17	R3880609
Zirconium (Zr)-Total	<0.040		0.040	mg/kg wwt	03-NOV-17	06-NOV-17	R3880609
L1992980-63 PINR-EXP-2017-NP08 LIVER Sampled By: KB PS on 16-SEP-17 @ 00:01 Matrix: Tissue							
Physical Tests							
% Moisture	69.5		0.50	%		01-NOV-17	R3873311
Metals							
Aluminum (Al)-Total	7.2		2.0	mg/kg	03-NOV-17	06-NOV-17	R3880609
Aluminum (Al)-Total	2.20		0.40	mg/kg wwt	03-NOV-17	06-NOV-17	R3880609
Antimony (Sb)-Total	<0.010		0.010	mg/kg	03-NOV-17	06-NOV-17	R3880609
Antimony (Sb)-Total	0.0023		0.0020	mg/kg wwt	03-NOV-17	06-NOV-17	R3880609
Arsenic (As)-Total	0.155		0.020	mg/kg	03-NOV-17	06-NOV-17	R3880609
Arsenic (As)-Total	0.0475		0.0040	mg/kg wwt	03-NOV-17	06-NOV-17	R3880609
Barium (Ba)-Total	0.372		0.050	mg/kg	03-NOV-17	06-NOV-17	R3880609
Barium (Ba)-Total	0.114		0.010	mg/kg wwt	03-NOV-17	06-NOV-17	R3880609
Beryllium (Be)-Total	<0.010		0.010	mg/kg	03-NOV-17	06-NOV-17	R3880609
Beryllium (Be)-Total	<0.0020		0.0020	mg/kg wwt	03-NOV-17	06-NOV-17	R3880609
Bismuth (Bi)-Total	0.013		0.010	mg/kg	03-NOV-17	06-NOV-17	R3880609
Bismuth (Bi)-Total	0.0039		0.0020	mg/kg wwt	03-NOV-17	06-NOV-17	R3880609
Boron (B)-Total	<1.0		1.0	mg/kg	03-NOV-17	06-NOV-17	R3880609
Boron (B)-Total	<0.20		0.20	mg/kg wwt	03-NOV-17	06-NOV-17	R3880609
Cadmium (Cd)-Total	0.674		0.0050	mg/kg	03-NOV-17	06-NOV-17	R3880609
Cadmium (Cd)-Total	0.206		0.0010	mg/kg wwt	03-NOV-17	06-NOV-17	R3880609
Calcium (Ca)-Total	139		20	mg/kg	03-NOV-17	06-NOV-17	R3880609
Calcium (Ca)-Total	42.5		4.0	mg/kg wwt	03-NOV-17	06-NOV-17	R3880609
Cesium (Cs)-Total	0.0072		0.0050	mg/kg	03-NOV-17	06-NOV-17	R3880609
Cesium (Cs)-Total	0.0022		0.0010	mg/kg wwt	03-NOV-17	06-NOV-17	R3880609
Chromium (Cr)-Total	<0.050		0.050	mg/kg	03-NOV-17	06-NOV-17	R3880609
Chromium (Cr)-Total	<0.010		0.010	mg/kg wwt	03-NOV-17	06-NOV-17	R3880609
Cobalt (Co)-Total	0.226		0.020	mg/kg	03-NOV-17	06-NOV-17	R3880609
Cobalt (Co)-Total	0.0691		0.0040	mg/kg wwt	03-NOV-17	06-NOV-17	R3880609
Copper (Cu)-Total	104		0.10	mg/kg	03-NOV-17	06-NOV-17	R3880609
Copper (Cu)-Total	31.8		0.020	mg/kg wwt	03-NOV-17	06-NOV-17	R3880609
Iron (Fe)-Total	1000		3.0	mg/kg	03-NOV-17	06-NOV-17	R3880609
Iron (Fe)-Total	306		0.60	mg/kg wwt	03-NOV-17	06-NOV-17	R3880609
Lead (Pb)-Total	<0.020		0.020	mg/kg	03-NOV-17	06-NOV-17	R3880609

* Refer to Referenced Information for Qualifiers (if any) and Methodology.

ALS ENVIRONMENTAL ANALYTICAL REPORT

Sample Details/Parameters	Result	Qualifier*	D.L.	Units	Extracted	Analyzed	Batch
L1992980-63 PINR-EXP-2017-NP08 LIVER Sampled By: KB PS on 16-SEP-17 @ 00:01 Matrix: Tissue							
Metals							
Lead (Pb)-Total	0.0050		0.0040	mg/kg wwt	03-NOV-17	06-NOV-17	R3880609
Lithium (Li)-Total	<0.50		0.50	mg/kg	03-NOV-17	06-NOV-17	R3880609
Lithium (Li)-Total	<0.10		0.10	mg/kg wwt	03-NOV-17	06-NOV-17	R3880609
Magnesium (Mg)-Total	506		2.0	mg/kg	03-NOV-17	06-NOV-17	R3880609
Magnesium (Mg)-Total	154		0.40	mg/kg wwt	03-NOV-17	06-NOV-17	R3880609
Manganese (Mn)-Total	3.90		0.050	mg/kg	03-NOV-17	06-NOV-17	R3880609
Manganese (Mn)-Total	1.19		0.010	mg/kg wwt	03-NOV-17	06-NOV-17	R3880609
Mercury (Hg)-Total	0.467		0.0050	mg/kg	03-NOV-17	06-NOV-17	R3876874
Mercury (Hg)-Total	0.143		0.0010	mg/kg wwt	03-NOV-17	06-NOV-17	R3876868
Molybdenum (Mo)-Total	0.641		0.020	mg/kg	03-NOV-17	06-NOV-17	R3880609
Molybdenum (Mo)-Total	0.196		0.0040	mg/kg wwt	03-NOV-17	06-NOV-17	R3880609
Nickel (Ni)-Total	<0.20		0.20	mg/kg	03-NOV-17	06-NOV-17	R3880609
Nickel (Ni)-Total	<0.040		0.040	mg/kg wwt	03-NOV-17	06-NOV-17	R3880609
Phosphorus (P)-Total	8710		10	mg/kg	03-NOV-17	06-NOV-17	R3880609
Phosphorus (P)-Total	2660		2.0	mg/kg wwt	03-NOV-17	06-NOV-17	R3880609
Potassium (K)-Total	9320		20	mg/kg	03-NOV-17	06-NOV-17	R3880609
Potassium (K)-Total	2850		4.0	mg/kg wwt	03-NOV-17	06-NOV-17	R3880609
Rubidium (Rb)-Total	19.7		0.050	mg/kg	03-NOV-17	06-NOV-17	R3880609
Rubidium (Rb)-Total	6.02		0.010	mg/kg wwt	03-NOV-17	06-NOV-17	R3880609
Selenium (Se)-Total	9.23		0.050	mg/kg	03-NOV-17	06-NOV-17	R3880609
Selenium (Se)-Total	2.82		0.010	mg/kg wwt	03-NOV-17	06-NOV-17	R3880609
Sodium (Na)-Total	2400		20	mg/kg	03-NOV-17	06-NOV-17	R3880609
Sodium (Na)-Total	735		4.0	mg/kg wwt	03-NOV-17	06-NOV-17	R3880609
Strontium (Sr)-Total	0.104		0.050	mg/kg	03-NOV-17	06-NOV-17	R3880609
Strontium (Sr)-Total	0.032		0.010	mg/kg wwt	03-NOV-17	06-NOV-17	R3880609
Tellurium (Te)-Total	<0.020		0.020	mg/kg	03-NOV-17	06-NOV-17	R3880609
Tellurium (Te)-Total	0.0046		0.0040	mg/kg wwt	03-NOV-17	06-NOV-17	R3880609
Thallium (Tl)-Total	0.0086		0.0020	mg/kg	03-NOV-17	06-NOV-17	R3880609
Thallium (Tl)-Total	0.00262		0.00040	mg/kg wwt	03-NOV-17	06-NOV-17	R3880609
Tin (Sn)-Total	<0.10		0.10	mg/kg	03-NOV-17	06-NOV-17	R3880609
Tin (Sn)-Total	<0.020		0.020	mg/kg wwt	03-NOV-17	06-NOV-17	R3880609
Uranium (U)-Total	<0.0020		0.0020	mg/kg	03-NOV-17	06-NOV-17	R3880609
Uranium (U)-Total	0.00049		0.00040	mg/kg wwt	03-NOV-17	06-NOV-17	R3880609
Vanadium (V)-Total	1.33		0.10	mg/kg	03-NOV-17	06-NOV-17	R3880609
Vanadium (V)-Total	0.407		0.020	mg/kg wwt	03-NOV-17	06-NOV-17	R3880609
Zinc (Zn)-Total	148		0.50	mg/kg	03-NOV-17	06-NOV-17	R3880609
Zinc (Zn)-Total	45.2		0.10	mg/kg wwt	03-NOV-17	06-NOV-17	R3880609
Zirconium (Zr)-Total	<0.20		0.20	mg/kg	03-NOV-17	06-NOV-17	R3880609
Zirconium (Zr)-Total	<0.040		0.040	mg/kg wwt	03-NOV-17	06-NOV-17	R3880609
L1992980-64 PINR-EXP-2017-NP09 LIVER Sampled By: KB PS on 16-SEP-17 @ 00:01 Matrix: Tissue							

* Refer to Referenced Information for Qualifiers (if any) and Methodology.

ALS ENVIRONMENTAL ANALYTICAL REPORT

Sample Details/Parameters	Result	Qualifier*	D.L.	Units	Extracted	Analyzed	Batch
L1992980-64 PINR-EXP-2017-NP09 LIVER Sampled By: KB PS on 16-SEP-17 @ 00:01 Matrix: Tissue							
Physical Tests							
% Moisture	76.3		0.50	%		01-NOV-17	R3873311
Metals							
Aluminum (Al)-Total	7.0		2.0	mg/kg	03-NOV-17	06-NOV-17	R3880609
Aluminum (Al)-Total	1.65		0.40	mg/kg wwt	03-NOV-17	06-NOV-17	R3880609
Antimony (Sb)-Total	<0.010		0.010	mg/kg	03-NOV-17	06-NOV-17	R3880609
Antimony (Sb)-Total	<0.0020		0.0020	mg/kg wwt	03-NOV-17	06-NOV-17	R3880609
Arsenic (As)-Total	0.073		0.020	mg/kg	03-NOV-17	06-NOV-17	R3880609
Arsenic (As)-Total	0.0172		0.0040	mg/kg wwt	03-NOV-17	06-NOV-17	R3880609
Barium (Ba)-Total	0.186		0.050	mg/kg	03-NOV-17	06-NOV-17	R3880609
Barium (Ba)-Total	0.044		0.010	mg/kg wwt	03-NOV-17	06-NOV-17	R3880609
Beryllium (Be)-Total	<0.010		0.010	mg/kg	03-NOV-17	06-NOV-17	R3880609
Beryllium (Be)-Total	<0.0020		0.0020	mg/kg wwt	03-NOV-17	06-NOV-17	R3880609
Bismuth (Bi)-Total	0.037		0.010	mg/kg	03-NOV-17	06-NOV-17	R3880609
Bismuth (Bi)-Total	0.0088		0.0020	mg/kg wwt	03-NOV-17	06-NOV-17	R3880609
Boron (B)-Total	<1.0		1.0	mg/kg	03-NOV-17	06-NOV-17	R3880609
Boron (B)-Total	<0.20		0.20	mg/kg wwt	03-NOV-17	06-NOV-17	R3880609
Cadmium (Cd)-Total	0.493		0.0050	mg/kg	03-NOV-17	06-NOV-17	R3880609
Cadmium (Cd)-Total	0.117		0.0010	mg/kg wwt	03-NOV-17	06-NOV-17	R3880609
Calcium (Ca)-Total	154		20	mg/kg	03-NOV-17	06-NOV-17	R3880609
Calcium (Ca)-Total	36.6		4.0	mg/kg wwt	03-NOV-17	06-NOV-17	R3880609
Cesium (Cs)-Total	0.0172		0.0050	mg/kg	03-NOV-17	06-NOV-17	R3880609
Cesium (Cs)-Total	0.0041		0.0010	mg/kg wwt	03-NOV-17	06-NOV-17	R3880609
Chromium (Cr)-Total	<0.050		0.050	mg/kg	03-NOV-17	06-NOV-17	R3880609
Chromium (Cr)-Total	<0.010		0.010	mg/kg wwt	03-NOV-17	06-NOV-17	R3880609
Cobalt (Co)-Total	0.135		0.020	mg/kg	03-NOV-17	06-NOV-17	R3880609
Cobalt (Co)-Total	0.0320		0.0040	mg/kg wwt	03-NOV-17	06-NOV-17	R3880609
Copper (Cu)-Total	65.4		0.10	mg/kg	03-NOV-17	06-NOV-17	R3880609
Copper (Cu)-Total	15.5		0.020	mg/kg wwt	03-NOV-17	06-NOV-17	R3880609
Iron (Fe)-Total	112		3.0	mg/kg	03-NOV-17	06-NOV-17	R3880609
Iron (Fe)-Total	26.4		0.60	mg/kg wwt	03-NOV-17	06-NOV-17	R3880609
Lead (Pb)-Total	<0.020		0.020	mg/kg	03-NOV-17	06-NOV-17	R3880609
Lead (Pb)-Total	<0.0040		0.0040	mg/kg wwt	03-NOV-17	06-NOV-17	R3880609
Lithium (Li)-Total	<0.50		0.50	mg/kg	03-NOV-17	06-NOV-17	R3880609
Lithium (Li)-Total	<0.10		0.10	mg/kg wwt	03-NOV-17	06-NOV-17	R3880609
Magnesium (Mg)-Total	535		2.0	mg/kg	03-NOV-17	06-NOV-17	R3880609
Magnesium (Mg)-Total	127		0.40	mg/kg wwt	03-NOV-17	06-NOV-17	R3880609
Manganese (Mn)-Total	3.45		0.050	mg/kg	03-NOV-17	06-NOV-17	R3880609
Manganese (Mn)-Total	0.817		0.010	mg/kg wwt	03-NOV-17	06-NOV-17	R3880609
Mercury (Hg)-Total	5.58		0.025	mg/kg	03-NOV-17	06-NOV-17	R3876874
Mercury (Hg)-Total	1.32		0.0050	mg/kg wwt	03-NOV-17	06-NOV-17	R3876868
Molybdenum (Mo)-Total	0.487		0.020	mg/kg	03-NOV-17	06-NOV-17	R3880609

* Refer to Referenced Information for Qualifiers (if any) and Methodology.

ALS ENVIRONMENTAL ANALYTICAL REPORT

Sample Details/Parameters	Result	Qualifier*	D.L.	Units	Extracted	Analyzed	Batch
L1992980-64 PINR-EXP-2017-NP09 LIVER Sampled By: KB PS on 16-SEP-17 @ 00:01 Matrix: Tissue							
Metals							
Molybdenum (Mo)-Total	0.115		0.0040	mg/kg wwt	03-NOV-17	06-NOV-17	R3880609
Nickel (Ni)-Total	<0.20		0.20	mg/kg	03-NOV-17	06-NOV-17	R3880609
Nickel (Ni)-Total	<0.040		0.040	mg/kg wwt	03-NOV-17	06-NOV-17	R3880609
Phosphorus (P)-Total	10000		10	mg/kg	03-NOV-17	06-NOV-17	R3880609
Phosphorus (P)-Total	2380		2.0	mg/kg wwt	03-NOV-17	06-NOV-17	R3880609
Potassium (K)-Total	11800		20	mg/kg	03-NOV-17	06-NOV-17	R3880609
Potassium (K)-Total	2810		4.0	mg/kg wwt	03-NOV-17	06-NOV-17	R3880609
Rubidium (Rb)-Total	23.8		0.050	mg/kg	03-NOV-17	06-NOV-17	R3880609
Rubidium (Rb)-Total	5.64		0.010	mg/kg wwt	03-NOV-17	06-NOV-17	R3880609
Selenium (Se)-Total	8.83		0.050	mg/kg	03-NOV-17	06-NOV-17	R3880609
Selenium (Se)-Total	2.09		0.010	mg/kg wwt	03-NOV-17	06-NOV-17	R3880609
Sodium (Na)-Total	4180		20	mg/kg	03-NOV-17	06-NOV-17	R3880609
Sodium (Na)-Total	990		4.0	mg/kg wwt	03-NOV-17	06-NOV-17	R3880609
Strontium (Sr)-Total	0.083		0.050	mg/kg	03-NOV-17	06-NOV-17	R3880609
Strontium (Sr)-Total	0.020		0.010	mg/kg wwt	03-NOV-17	06-NOV-17	R3880609
Tellurium (Te)-Total	0.022		0.020	mg/kg	03-NOV-17	06-NOV-17	R3880609
Tellurium (Te)-Total	0.0052		0.0040	mg/kg wwt	03-NOV-17	06-NOV-17	R3880609
Thallium (Tl)-Total	0.0050		0.0020	mg/kg	03-NOV-17	06-NOV-17	R3880609
Thallium (Tl)-Total	0.00118		0.00040	mg/kg wwt	03-NOV-17	06-NOV-17	R3880609
Tin (Sn)-Total	<0.10		0.10	mg/kg	03-NOV-17	06-NOV-17	R3880609
Tin (Sn)-Total	<0.020		0.020	mg/kg wwt	03-NOV-17	06-NOV-17	R3880609
Uranium (U)-Total	0.0060		0.0020	mg/kg	03-NOV-17	06-NOV-17	R3880609
Uranium (U)-Total	0.00141		0.00040	mg/kg wwt	03-NOV-17	06-NOV-17	R3880609
Vanadium (V)-Total	1.47		0.10	mg/kg	03-NOV-17	06-NOV-17	R3880609
Vanadium (V)-Total	0.349		0.020	mg/kg wwt	03-NOV-17	06-NOV-17	R3880609
Zinc (Zn)-Total	159		0.50	mg/kg	03-NOV-17	06-NOV-17	R3880609
Zinc (Zn)-Total	37.7		0.10	mg/kg wwt	03-NOV-17	06-NOV-17	R3880609
Zirconium (Zr)-Total	<0.20		0.20	mg/kg	03-NOV-17	06-NOV-17	R3880609
Zirconium (Zr)-Total	<0.040		0.040	mg/kg wwt	03-NOV-17	06-NOV-17	R3880609
L1992980-65 PINR-EXP-2017-NP10 LIVER Sampled By: KB PS on 16-SEP-17 @ 00:01 Matrix: Tissue							
Physical Tests							
% Moisture	71.3		0.50	%		01-NOV-17	R3873311
Metals							
Aluminum (Al)-Total	5.3		2.0	mg/kg	03-NOV-17	06-NOV-17	R3880609
Aluminum (Al)-Total	1.53		0.40	mg/kg wwt	03-NOV-17	06-NOV-17	R3880609
Antimony (Sb)-Total	<0.010		0.010	mg/kg	03-NOV-17	06-NOV-17	R3880609
Antimony (Sb)-Total	<0.0020		0.0020	mg/kg wwt	03-NOV-17	06-NOV-17	R3880609
Arsenic (As)-Total	0.116		0.020	mg/kg	03-NOV-17	06-NOV-17	R3880609
Arsenic (As)-Total	0.0331		0.0040	mg/kg wwt	03-NOV-17	06-NOV-17	R3880609
Barium (Ba)-Total	0.261		0.050	mg/kg	03-NOV-17	06-NOV-17	R3880609

* Refer to Referenced Information for Qualifiers (if any) and Methodology.

ALS ENVIRONMENTAL ANALYTICAL REPORT

Sample Details/Parameters	Result	Qualifier*	D.L.	Units	Extracted	Analyzed	Batch
L1992980-65 PINR-EXP-2017-NP10 LIVER							
Sampled By: KB PS on 16-SEP-17 @ 00:01							
Matrix: Tissue							
Metals							
Barium (Ba)-Total	0.075		0.010	mg/kg wwt	03-NOV-17	06-NOV-17	R3880609
Beryllium (Be)-Total	<0.010		0.010	mg/kg	03-NOV-17	06-NOV-17	R3880609
Beryllium (Be)-Total	<0.0020		0.0020	mg/kg wwt	03-NOV-17	06-NOV-17	R3880609
Bismuth (Bi)-Total	0.012		0.010	mg/kg	03-NOV-17	06-NOV-17	R3880609
Bismuth (Bi)-Total	0.0034		0.0020	mg/kg wwt	03-NOV-17	06-NOV-17	R3880609
Boron (B)-Total	<1.0		1.0	mg/kg	03-NOV-17	06-NOV-17	R3880609
Boron (B)-Total	<0.20		0.20	mg/kg wwt	03-NOV-17	06-NOV-17	R3880609
Cadmium (Cd)-Total	0.415		0.0050	mg/kg	03-NOV-17	06-NOV-17	R3880609
Cadmium (Cd)-Total	0.119		0.0010	mg/kg wwt	03-NOV-17	06-NOV-17	R3880609
Calcium (Ca)-Total	136		20	mg/kg	03-NOV-17	06-NOV-17	R3880609
Calcium (Ca)-Total	38.9		4.0	mg/kg wwt	03-NOV-17	06-NOV-17	R3880609
Cesium (Cs)-Total	0.0186		0.0050	mg/kg	03-NOV-17	06-NOV-17	R3880609
Cesium (Cs)-Total	0.0053		0.0010	mg/kg wwt	03-NOV-17	06-NOV-17	R3880609
Chromium (Cr)-Total	<0.050		0.050	mg/kg	03-NOV-17	06-NOV-17	R3880609
Chromium (Cr)-Total	<0.010		0.010	mg/kg wwt	03-NOV-17	06-NOV-17	R3880609
Cobalt (Co)-Total	0.228		0.020	mg/kg	03-NOV-17	06-NOV-17	R3880609
Cobalt (Co)-Total	0.0654		0.0040	mg/kg wwt	03-NOV-17	06-NOV-17	R3880609
Copper (Cu)-Total	102		0.10	mg/kg	03-NOV-17	06-NOV-17	R3880609
Copper (Cu)-Total	29.4		0.020	mg/kg wwt	03-NOV-17	06-NOV-17	R3880609
Iron (Fe)-Total	1020		3.0	mg/kg	03-NOV-17	06-NOV-17	R3880609
Iron (Fe)-Total	293		0.60	mg/kg wwt	03-NOV-17	06-NOV-17	R3880609
Lead (Pb)-Total	<0.020		0.020	mg/kg	03-NOV-17	06-NOV-17	R3880609
Lead (Pb)-Total	<0.0040		0.0040	mg/kg wwt	03-NOV-17	06-NOV-17	R3880609
Lithium (Li)-Total	<0.50		0.50	mg/kg	03-NOV-17	06-NOV-17	R3880609
Lithium (Li)-Total	<0.10		0.10	mg/kg wwt	03-NOV-17	06-NOV-17	R3880609
Magnesium (Mg)-Total	476		2.0	mg/kg	03-NOV-17	06-NOV-17	R3880609
Magnesium (Mg)-Total	136		0.40	mg/kg wwt	03-NOV-17	06-NOV-17	R3880609
Manganese (Mn)-Total	3.23		0.050	mg/kg	03-NOV-17	06-NOV-17	R3880609
Manganese (Mn)-Total	0.926		0.010	mg/kg wwt	03-NOV-17	06-NOV-17	R3880609
Mercury (Hg)-Total	0.604		0.0050	mg/kg	03-NOV-17	06-NOV-17	R3876874
Mercury (Hg)-Total	0.173		0.0010	mg/kg wwt	03-NOV-17	06-NOV-17	R3876868
Molybdenum (Mo)-Total	0.684		0.020	mg/kg	03-NOV-17	06-NOV-17	R3880609
Molybdenum (Mo)-Total	0.196		0.0040	mg/kg wwt	03-NOV-17	06-NOV-17	R3880609
Nickel (Ni)-Total	<0.20		0.20	mg/kg	03-NOV-17	06-NOV-17	R3880609
Nickel (Ni)-Total	<0.040		0.040	mg/kg wwt	03-NOV-17	06-NOV-17	R3880609
Phosphorus (P)-Total	8450		10	mg/kg	03-NOV-17	06-NOV-17	R3880609
Phosphorus (P)-Total	2420		2.0	mg/kg wwt	03-NOV-17	06-NOV-17	R3880609
Potassium (K)-Total	9000		20	mg/kg	03-NOV-17	06-NOV-17	R3880609
Potassium (K)-Total	2580		4.0	mg/kg wwt	03-NOV-17	06-NOV-17	R3880609
Rubidium (Rb)-Total	28.0		0.050	mg/kg	03-NOV-17	06-NOV-17	R3880609
Rubidium (Rb)-Total	8.02		0.010	mg/kg wwt	03-NOV-17	06-NOV-17	R3880609

* Refer to Referenced Information for Qualifiers (if any) and Methodology.

ALS ENVIRONMENTAL ANALYTICAL REPORT

Sample Details/Parameters	Result	Qualifier*	D.L.	Units	Extracted	Analyzed	Batch
L1992980-65 PINR-EXP-2017-NP10 LIVER Sampled By: KB PS on 16-SEP-17 @ 00:01 Matrix: Tissue							
Metals							
Selenium (Se)-Total	6.77		0.050	mg/kg	03-NOV-17	06-NOV-17	R3880609
Selenium (Se)-Total	1.94		0.010	mg/kg wwt	03-NOV-17	06-NOV-17	R3880609
Sodium (Na)-Total	3350		20	mg/kg	03-NOV-17	06-NOV-17	R3880609
Sodium (Na)-Total	961		4.0	mg/kg wwt	03-NOV-17	06-NOV-17	R3880609
Strontium (Sr)-Total	0.110		0.050	mg/kg	03-NOV-17	06-NOV-17	R3880609
Strontium (Sr)-Total	0.031		0.010	mg/kg wwt	03-NOV-17	06-NOV-17	R3880609
Tellurium (Te)-Total	<0.020		0.020	mg/kg	03-NOV-17	06-NOV-17	R3880609
Tellurium (Te)-Total	<0.0040		0.0040	mg/kg wwt	03-NOV-17	06-NOV-17	R3880609
Thallium (Tl)-Total	0.0082		0.0020	mg/kg	03-NOV-17	06-NOV-17	R3880609
Thallium (Tl)-Total	0.00235		0.00040	mg/kg wwt	03-NOV-17	06-NOV-17	R3880609
Tin (Sn)-Total	<0.10		0.10	mg/kg	03-NOV-17	06-NOV-17	R3880609
Tin (Sn)-Total	<0.020		0.020	mg/kg wwt	03-NOV-17	06-NOV-17	R3880609
Uranium (U)-Total	<0.0020		0.0020	mg/kg	03-NOV-17	06-NOV-17	R3880609
Uranium (U)-Total	<0.00040		0.00040	mg/kg wwt	03-NOV-17	06-NOV-17	R3880609
Vanadium (V)-Total	0.85		0.10	mg/kg	03-NOV-17	06-NOV-17	R3880609
Vanadium (V)-Total	0.243		0.020	mg/kg wwt	03-NOV-17	06-NOV-17	R3880609
Zinc (Zn)-Total	154		0.50	mg/kg	03-NOV-17	06-NOV-17	R3880609
Zinc (Zn)-Total	44.2		0.10	mg/kg wwt	03-NOV-17	06-NOV-17	R3880609
Zirconium (Zr)-Total	<0.20		0.20	mg/kg	03-NOV-17	06-NOV-17	R3880609
Zirconium (Zr)-Total	<0.040		0.040	mg/kg wwt	03-NOV-17	06-NOV-17	R3880609
L1992980-66 PINR-EXP-2017-NP11 LIVER Sampled By: KB PS on 16-SEP-17 @ 00:01 Matrix: Tissue							
Physical Tests							
% Moisture	62.1		2.0	%		27-OCT-17	R3870389
Metals							
Aluminum (Al)-Total	<5.0		5.0	mg/kg	30-OCT-17	03-NOV-17	R3874105
Aluminum (Al)-Total	<1.0		1.0	mg/kg wwt	30-OCT-17	03-NOV-17	R3874105
Antimony (Sb)-Total	<0.010		0.010	mg/kg	30-OCT-17	03-NOV-17	R3874105
Antimony (Sb)-Total	<0.0020		0.0020	mg/kg wwt	30-OCT-17	03-NOV-17	R3874105
Arsenic (As)-Total	0.081		0.030	mg/kg	30-OCT-17	03-NOV-17	R3874105
Arsenic (As)-Total	0.0308		0.0060	mg/kg wwt	30-OCT-17	03-NOV-17	R3874105
Barium (Ba)-Total	0.239		0.050	mg/kg	30-OCT-17	03-NOV-17	R3874105
Barium (Ba)-Total	0.090		0.010	mg/kg wwt	30-OCT-17	03-NOV-17	R3874105
Beryllium (Be)-Total	<0.010		0.010	mg/kg	30-OCT-17	03-NOV-17	R3874105
Beryllium (Be)-Total	<0.0020		0.0020	mg/kg wwt	30-OCT-17	03-NOV-17	R3874105
Bismuth (Bi)-Total	0.012		0.010	mg/kg	30-OCT-17	03-NOV-17	R3874105
Bismuth (Bi)-Total	0.0047		0.0020	mg/kg wwt	30-OCT-17	03-NOV-17	R3874105
Boron (B)-Total	<1.0		1.0	mg/kg	30-OCT-17	03-NOV-17	R3874105
Boron (B)-Total	<0.20		0.20	mg/kg wwt	30-OCT-17	03-NOV-17	R3874105
Cadmium (Cd)-Total	0.249		0.010	mg/kg	30-OCT-17	03-NOV-17	R3874105
Cadmium (Cd)-Total	0.0945		0.0020	mg/kg wwt	30-OCT-17	03-NOV-17	R3874105

* Refer to Referenced Information for Qualifiers (if any) and Methodology.

ALS ENVIRONMENTAL ANALYTICAL REPORT

Sample Details/Parameters	Result	Qualifier*	D.L.	Units	Extracted	Analyzed	Batch
L1992980-66 PINR-EXP-2017-NP11 LIVER							
Sampled By: KB PS on 16-SEP-17 @ 00:01							
Matrix: Tissue							
Metals							
Calcium (Ca)-Total	117		20	mg/kg	30-OCT-17	03-NOV-17	R3874105
Calcium (Ca)-Total	44.5		4.0	mg/kg wwt	30-OCT-17	03-NOV-17	R3874105
Cesium (Cs)-Total	0.0083		0.0050	mg/kg	30-OCT-17	03-NOV-17	R3874105
Cesium (Cs)-Total	0.0031		0.0010	mg/kg wwt	30-OCT-17	03-NOV-17	R3874105
Chromium (Cr)-Total	<0.20		0.20	mg/kg	30-OCT-17	03-NOV-17	R3874105
Chromium (Cr)-Total	<0.040		0.040	mg/kg wwt	30-OCT-17	03-NOV-17	R3874105
Cobalt (Co)-Total	0.139		0.020	mg/kg	30-OCT-17	03-NOV-17	R3874105
Cobalt (Co)-Total	0.0525		0.0040	mg/kg wwt	30-OCT-17	03-NOV-17	R3874105
Copper (Cu)-Total	67.7		0.20	mg/kg	30-OCT-17	03-NOV-17	R3874105
Copper (Cu)-Total	25.6		0.040	mg/kg wwt	30-OCT-17	03-NOV-17	R3874105
Iron (Fe)-Total	416		5.0	mg/kg	30-OCT-17	03-NOV-17	R3874105
Iron (Fe)-Total	157		1.0	mg/kg wwt	30-OCT-17	03-NOV-17	R3874105
Lead (Pb)-Total	<0.050		0.050	mg/kg	30-OCT-17	03-NOV-17	R3874105
Lead (Pb)-Total	<0.010		0.010	mg/kg wwt	30-OCT-17	03-NOV-17	R3874105
Lithium (Li)-Total	<0.50		0.50	mg/kg	30-OCT-17	03-NOV-17	R3874105
Lithium (Li)-Total	<0.10		0.10	mg/kg wwt	30-OCT-17	03-NOV-17	R3874105
Magnesium (Mg)-Total	417		2.0	mg/kg	30-OCT-17	03-NOV-17	R3874105
Magnesium (Mg)-Total	158		0.40	mg/kg wwt	30-OCT-17	03-NOV-17	R3874105
Manganese (Mn)-Total	3.23		0.050	mg/kg	30-OCT-17	03-NOV-17	R3874105
Manganese (Mn)-Total	1.22		0.010	mg/kg wwt	30-OCT-17	03-NOV-17	R3874105
Mercury (Hg)-Total	0.265		0.0050	mg/kg	30-OCT-17	03-NOV-17	R3874164
Mercury (Hg)-Total	0.100		0.0010	mg/kg wwt	30-OCT-17	03-NOV-17	R3874162
Molybdenum (Mo)-Total	0.720		0.040	mg/kg	30-OCT-17	03-NOV-17	R3874105
Molybdenum (Mo)-Total	0.273		0.0080	mg/kg wwt	30-OCT-17	03-NOV-17	R3874105
Nickel (Ni)-Total	<0.20		0.20	mg/kg	30-OCT-17	03-NOV-17	R3874105
Nickel (Ni)-Total	<0.040		0.040	mg/kg wwt	30-OCT-17	03-NOV-17	R3874105
Phosphorus (P)-Total	7040		10	mg/kg	30-OCT-17	03-NOV-17	R3874105
Phosphorus (P)-Total	2660		2.0	mg/kg wwt	30-OCT-17	03-NOV-17	R3874105
Potassium (K)-Total	5820		20	mg/kg	30-OCT-17	03-NOV-17	R3874105
Potassium (K)-Total	2200		4.0	mg/kg wwt	30-OCT-17	03-NOV-17	R3874105
Rubidium (Rb)-Total	12.8		0.050	mg/kg	30-OCT-17	03-NOV-17	R3874105
Rubidium (Rb)-Total	4.86		0.010	mg/kg wwt	30-OCT-17	03-NOV-17	R3874105
Selenium (Se)-Total	5.05		0.10	mg/kg	30-OCT-17	03-NOV-17	R3874105
Selenium (Se)-Total	1.91		0.020	mg/kg wwt	30-OCT-17	03-NOV-17	R3874105
Sodium (Na)-Total	1700		20	mg/kg	30-OCT-17	03-NOV-17	R3874105
Sodium (Na)-Total	642		4.0	mg/kg wwt	30-OCT-17	03-NOV-17	R3874105
Strontium (Sr)-Total	<0.10		0.10	mg/kg	30-OCT-17	03-NOV-17	R3874105
Strontium (Sr)-Total	0.034		0.020	mg/kg wwt	30-OCT-17	03-NOV-17	R3874105
Tellurium (Te)-Total	<0.020		0.020	mg/kg	30-OCT-17	03-NOV-17	R3874105
Tellurium (Te)-Total	0.0042		0.0040	mg/kg wwt	30-OCT-17	03-NOV-17	R3874105
Thallium (Tl)-Total	0.0094		0.0020	mg/kg	30-OCT-17	03-NOV-17	R3874105

* Refer to Referenced Information for Qualifiers (if any) and Methodology.

ALS ENVIRONMENTAL ANALYTICAL REPORT

Sample Details/Parameters	Result	Qualifier*	D.L.	Units	Extracted	Analyzed	Batch
L1992980-66 PINR-EXP-2017-NP11 LIVER Sampled By: KB PS on 16-SEP-17 @ 00:01 Matrix: Tissue							
Metals							
Thallium (Tl)-Total	0.00357		0.00040	mg/kg wwt	30-OCT-17	03-NOV-17	R3874105
Tin (Sn)-Total	<0.10		0.10	mg/kg	30-OCT-17	03-NOV-17	R3874105
Tin (Sn)-Total	<0.020		0.020	mg/kg wwt	30-OCT-17	03-NOV-17	R3874105
Uranium (U)-Total	<0.0020		0.0020	mg/kg	30-OCT-17	03-NOV-17	R3874105
Uranium (U)-Total	<0.00040		0.00040	mg/kg wwt	30-OCT-17	03-NOV-17	R3874105
Vanadium (V)-Total	0.30		0.10	mg/kg	30-OCT-17	03-NOV-17	R3874105
Vanadium (V)-Total	0.113		0.020	mg/kg wwt	30-OCT-17	03-NOV-17	R3874105
Zinc (Zn)-Total	116		1.0	mg/kg	30-OCT-17	03-NOV-17	R3874105
Zinc (Zn)-Total	44.0		0.20	mg/kg wwt	30-OCT-17	03-NOV-17	R3874105
Zirconium (Zr)-Total	<0.20		0.20	mg/kg	30-OCT-17	03-NOV-17	R3874105
Zirconium (Zr)-Total	<0.040		0.040	mg/kg wwt	30-OCT-17	03-NOV-17	R3874105
L1992980-67 PINR-EXP-2017-NP12 LIVER Sampled By: KB PS on 16-SEP-17 @ 00:01 Matrix: Tissue							
Physical Tests							
% Moisture	74.9		0.50	%		01-NOV-17	R3873311
Metals							
Aluminum (Al)-Total	9.8		2.0	mg/kg	03-NOV-17	06-NOV-17	R3880609
Aluminum (Al)-Total	2.47		0.40	mg/kg wwt	03-NOV-17	06-NOV-17	R3880609
Antimony (Sb)-Total	0.015		0.010	mg/kg	03-NOV-17	13-NOV-17	R3885372
Antimony (Sb)-Total	0.0038		0.0020	mg/kg wwt	03-NOV-17	13-NOV-17	R3885372
Arsenic (As)-Total	0.359		0.020	mg/kg	03-NOV-17	06-NOV-17	R3880609
Arsenic (As)-Total	0.0900		0.0040	mg/kg wwt	03-NOV-17	06-NOV-17	R3880609
Barium (Ba)-Total	0.269		0.050	mg/kg	03-NOV-17	06-NOV-17	R3880609
Barium (Ba)-Total	0.068		0.010	mg/kg wwt	03-NOV-17	06-NOV-17	R3880609
Beryllium (Be)-Total	<0.010		0.010	mg/kg	03-NOV-17	06-NOV-17	R3880609
Beryllium (Be)-Total	<0.0020		0.0020	mg/kg wwt	03-NOV-17	06-NOV-17	R3880609
Bismuth (Bi)-Total	0.029		0.010	mg/kg	03-NOV-17	06-NOV-17	R3880609
Bismuth (Bi)-Total	0.0073		0.0020	mg/kg wwt	03-NOV-17	06-NOV-17	R3880609
Boron (B)-Total	<1.0		1.0	mg/kg	03-NOV-17	06-NOV-17	R3880609
Boron (B)-Total	<0.20		0.20	mg/kg wwt	03-NOV-17	06-NOV-17	R3880609
Cadmium (Cd)-Total	0.760		0.0050	mg/kg	03-NOV-17	06-NOV-17	R3880609
Cadmium (Cd)-Total	0.191		0.0010	mg/kg wwt	03-NOV-17	06-NOV-17	R3880609
Calcium (Ca)-Total	186		20	mg/kg	03-NOV-17	06-NOV-17	R3880609
Calcium (Ca)-Total	46.7		4.0	mg/kg wwt	03-NOV-17	06-NOV-17	R3880609
Cesium (Cs)-Total	0.0147		0.0050	mg/kg	03-NOV-17	06-NOV-17	R3880609
Cesium (Cs)-Total	0.0037		0.0010	mg/kg wwt	03-NOV-17	06-NOV-17	R3880609
Chromium (Cr)-Total	<0.050		0.050	mg/kg	03-NOV-17	06-NOV-17	R3880609
Chromium (Cr)-Total	<0.010		0.010	mg/kg wwt	03-NOV-17	06-NOV-17	R3880609
Cobalt (Co)-Total	0.330		0.020	mg/kg	03-NOV-17	06-NOV-17	R3880609
Cobalt (Co)-Total	0.0827		0.0040	mg/kg wwt	03-NOV-17	06-NOV-17	R3880609
Copper (Cu)-Total	160		0.10	mg/kg	03-NOV-17	06-NOV-17	R3880609

* Refer to Referenced Information for Qualifiers (if any) and Methodology.

ALS ENVIRONMENTAL ANALYTICAL REPORT

Sample Details/Parameters	Result	Qualifier*	D.L.	Units	Extracted	Analyzed	Batch
L1992980-67 PINR-EXP-2017-NP12 LIVER							
Sampled By: KB PS on 16-SEP-17 @ 00:01							
Matrix: Tissue							
Metals							
Copper (Cu)-Total	40.2		0.020	mg/kg wwt	03-NOV-17	06-NOV-17	R3880609
Iron (Fe)-Total	867		3.0	mg/kg	03-NOV-17	06-NOV-17	R3880609
Iron (Fe)-Total	217		0.60	mg/kg wwt	03-NOV-17	06-NOV-17	R3880609
Lead (Pb)-Total	0.034		0.020	mg/kg	03-NOV-17	06-NOV-17	R3880609
Lead (Pb)-Total	0.0086		0.0040	mg/kg wwt	03-NOV-17	06-NOV-17	R3880609
Lithium (Li)-Total	<0.50		0.50	mg/kg	03-NOV-17	06-NOV-17	R3880609
Lithium (Li)-Total	<0.10		0.10	mg/kg wwt	03-NOV-17	06-NOV-17	R3880609
Magnesium (Mg)-Total	650		2.0	mg/kg	03-NOV-17	06-NOV-17	R3880609
Magnesium (Mg)-Total	163		0.40	mg/kg wwt	03-NOV-17	06-NOV-17	R3880609
Manganese (Mn)-Total	4.37		0.050	mg/kg	03-NOV-17	06-NOV-17	R3880609
Manganese (Mn)-Total	1.10		0.010	mg/kg wwt	03-NOV-17	06-NOV-17	R3880609
Mercury (Hg)-Total	1.15		0.025	mg/kg	03-NOV-17	06-NOV-17	R3876874
Mercury (Hg)-Total	0.289		0.0060	mg/kg wwt	03-NOV-17	06-NOV-17	R3876868
Molybdenum (Mo)-Total	0.622		0.020	mg/kg	03-NOV-17	06-NOV-17	R3880609
Molybdenum (Mo)-Total	0.156		0.0040	mg/kg wwt	03-NOV-17	06-NOV-17	R3880609
Nickel (Ni)-Total	<0.20		0.20	mg/kg	03-NOV-17	06-NOV-17	R3880609
Nickel (Ni)-Total	<0.040		0.040	mg/kg wwt	03-NOV-17	06-NOV-17	R3880609
Phosphorus (P)-Total	12400		10	mg/kg	03-NOV-17	06-NOV-17	R3880609
Phosphorus (P)-Total	3110		2.0	mg/kg wwt	03-NOV-17	06-NOV-17	R3880609
Potassium (K)-Total	11800		20	mg/kg	03-NOV-17	06-NOV-17	R3880609
Potassium (K)-Total	2950		4.0	mg/kg wwt	03-NOV-17	06-NOV-17	R3880609
Rubidium (Rb)-Total	26.9		0.050	mg/kg	03-NOV-17	06-NOV-17	R3880609
Rubidium (Rb)-Total	6.76		0.010	mg/kg wwt	03-NOV-17	06-NOV-17	R3880609
Selenium (Se)-Total	7.06		0.050	mg/kg	03-NOV-17	06-NOV-17	R3880609
Selenium (Se)-Total	1.77		0.010	mg/kg wwt	03-NOV-17	06-NOV-17	R3880609
Sodium (Na)-Total	3970		20	mg/kg	03-NOV-17	06-NOV-17	R3880609
Sodium (Na)-Total	996		4.0	mg/kg wwt	03-NOV-17	06-NOV-17	R3880609
Strontium (Sr)-Total	0.131		0.050	mg/kg	03-NOV-17	06-NOV-17	R3880609
Strontium (Sr)-Total	0.033		0.010	mg/kg wwt	03-NOV-17	06-NOV-17	R3880609
Tellurium (Te)-Total	<0.020		0.020	mg/kg	03-NOV-17	06-NOV-17	R3880609
Tellurium (Te)-Total	<0.0040		0.0040	mg/kg wwt	03-NOV-17	06-NOV-17	R3880609
Thallium (Tl)-Total	0.0146		0.0020	mg/kg	03-NOV-17	13-NOV-17	R3885372
Thallium (Tl)-Total	0.00367		0.00040	mg/kg wwt	03-NOV-17	13-NOV-17	R3885372
Tin (Sn)-Total	<0.10		0.10	mg/kg	03-NOV-17	06-NOV-17	R3880609
Tin (Sn)-Total	<0.020		0.020	mg/kg wwt	03-NOV-17	06-NOV-17	R3880609
Uranium (U)-Total	0.0093		0.0020	mg/kg	03-NOV-17	06-NOV-17	R3880609
Uranium (U)-Total	0.00234		0.00040	mg/kg wwt	03-NOV-17	06-NOV-17	R3880609
Vanadium (V)-Total	3.32		0.10	mg/kg	03-NOV-17	06-NOV-17	R3880609
Vanadium (V)-Total	0.832		0.020	mg/kg wwt	03-NOV-17	06-NOV-17	R3880609
Zinc (Zn)-Total	186		0.50	mg/kg	03-NOV-17	06-NOV-17	R3880609
Zinc (Zn)-Total	46.7		0.10	mg/kg wwt	03-NOV-17	06-NOV-17	R3880609

* Refer to Referenced Information for Qualifiers (if any) and Methodology.

ALS ENVIRONMENTAL ANALYTICAL REPORT

Sample Details/Parameters	Result	Qualifier*	D.L.	Units	Extracted	Analyzed	Batch
L1992980-67 PINR-EXP-2017-NP12 LIVER Sampled By: KB PS on 16-SEP-17 @ 00:01 Matrix: Tissue							
Metals							
Zirconium (Zr)-Total	<0.20		0.20	mg/kg	03-NOV-17	06-NOV-17	R3880609
Zirconium (Zr)-Total	<0.040		0.040	mg/kg wwt	03-NOV-17	06-NOV-17	R3880609
L1992980-68 PINR-EXP-2017-NP13 LIVER Sampled By: KB PS on 16-SEP-17 @ 00:01 Matrix: Tissue							
Physical Tests							
% Moisture	76.6		0.50	%		01-NOV-17	R3873311
Metals							
Aluminum (Al)-Total	7.1		2.0	mg/kg	03-NOV-17	06-NOV-17	R3880609
Aluminum (Al)-Total	1.66		0.40	mg/kg wwt	03-NOV-17	06-NOV-17	R3880609
Antimony (Sb)-Total	0.012		0.010	mg/kg	03-NOV-17	06-NOV-17	R3880609
Antimony (Sb)-Total	0.0028		0.0020	mg/kg wwt	03-NOV-17	06-NOV-17	R3880609
Arsenic (As)-Total	0.105		0.020	mg/kg	03-NOV-17	06-NOV-17	R3880609
Arsenic (As)-Total	0.0245		0.0040	mg/kg wwt	03-NOV-17	06-NOV-17	R3880609
Barium (Ba)-Total	0.361		0.050	mg/kg	03-NOV-17	06-NOV-17	R3880609
Barium (Ba)-Total	0.084		0.010	mg/kg wwt	03-NOV-17	06-NOV-17	R3880609
Beryllium (Be)-Total	<0.010		0.010	mg/kg	03-NOV-17	06-NOV-17	R3880609
Beryllium (Be)-Total	<0.0020		0.0020	mg/kg wwt	03-NOV-17	06-NOV-17	R3880609
Bismuth (Bi)-Total	0.016		0.010	mg/kg	03-NOV-17	06-NOV-17	R3880609
Bismuth (Bi)-Total	0.0037		0.0020	mg/kg wwt	03-NOV-17	06-NOV-17	R3880609
Boron (B)-Total	<1.0		1.0	mg/kg	03-NOV-17	06-NOV-17	R3880609
Boron (B)-Total	<0.20		0.20	mg/kg wwt	03-NOV-17	06-NOV-17	R3880609
Cadmium (Cd)-Total	0.516		0.0050	mg/kg	03-NOV-17	06-NOV-17	R3880609
Cadmium (Cd)-Total	0.121		0.0010	mg/kg wwt	03-NOV-17	06-NOV-17	R3880609
Calcium (Ca)-Total	257		20	mg/kg	03-NOV-17	06-NOV-17	R3880609
Calcium (Ca)-Total	60.1		4.0	mg/kg wwt	03-NOV-17	06-NOV-17	R3880609
Cesium (Cs)-Total	0.0201		0.0050	mg/kg	03-NOV-17	06-NOV-17	R3880609
Cesium (Cs)-Total	0.0047		0.0010	mg/kg wwt	03-NOV-17	06-NOV-17	R3880609
Chromium (Cr)-Total	<0.050		0.050	mg/kg	03-NOV-17	06-NOV-17	R3880609
Chromium (Cr)-Total	<0.010		0.010	mg/kg wwt	03-NOV-17	06-NOV-17	R3880609
Cobalt (Co)-Total	0.205		0.020	mg/kg	03-NOV-17	06-NOV-17	R3880609
Cobalt (Co)-Total	0.0479		0.0040	mg/kg wwt	03-NOV-17	06-NOV-17	R3880609
Copper (Cu)-Total	120		0.10	mg/kg	03-NOV-17	06-NOV-17	R3880609
Copper (Cu)-Total	28.1		0.020	mg/kg wwt	03-NOV-17	06-NOV-17	R3880609
Iron (Fe)-Total	221		3.0	mg/kg	03-NOV-17	06-NOV-17	R3880609
Iron (Fe)-Total	51.7		0.60	mg/kg wwt	03-NOV-17	06-NOV-17	R3880609
Lead (Pb)-Total	<0.020		0.020	mg/kg	03-NOV-17	06-NOV-17	R3880609
Lead (Pb)-Total	0.0041		0.0040	mg/kg wwt	03-NOV-17	06-NOV-17	R3880609
Lithium (Li)-Total	<0.50		0.50	mg/kg	03-NOV-17	06-NOV-17	R3880609
Lithium (Li)-Total	<0.10		0.10	mg/kg wwt	03-NOV-17	06-NOV-17	R3880609
Magnesium (Mg)-Total	757		2.0	mg/kg	03-NOV-17	06-NOV-17	R3880609
Magnesium (Mg)-Total	177		0.40	mg/kg wwt	03-NOV-17	06-NOV-17	R3880609

* Refer to Referenced Information for Qualifiers (if any) and Methodology.

ALS ENVIRONMENTAL ANALYTICAL REPORT

Sample Details/Parameters	Result	Qualifier*	D.L.	Units	Extracted	Analyzed	Batch
L1992980-68 PINR-EXP-2017-NP13 LIVER Sampled By: KB PS on 16-SEP-17 @ 00:01 Matrix: Tissue							
Metals							
Manganese (Mn)-Total	8.84		0.050	mg/kg	03-NOV-17	06-NOV-17	R3880609
Manganese (Mn)-Total	2.07		0.010	mg/kg wwt	03-NOV-17	06-NOV-17	R3880609
Mercury (Hg)-Total	0.742		0.0050	mg/kg	03-NOV-17	06-NOV-17	R3876874
Mercury (Hg)-Total	0.173		0.0010	mg/kg wwt	03-NOV-17	06-NOV-17	R3876868
Molybdenum (Mo)-Total	0.670		0.020	mg/kg	03-NOV-17	06-NOV-17	R3880609
Molybdenum (Mo)-Total	0.156		0.0040	mg/kg wwt	03-NOV-17	06-NOV-17	R3880609
Nickel (Ni)-Total	<0.20		0.20	mg/kg	03-NOV-17	06-NOV-17	R3880609
Nickel (Ni)-Total	<0.040		0.040	mg/kg wwt	03-NOV-17	06-NOV-17	R3880609
Phosphorus (P)-Total	14400		10	mg/kg	03-NOV-17	06-NOV-17	R3880609
Phosphorus (P)-Total	3350		2.0	mg/kg wwt	03-NOV-17	06-NOV-17	R3880609
Potassium (K)-Total	12900		20	mg/kg	03-NOV-17	06-NOV-17	R3880609
Potassium (K)-Total	3010		4.0	mg/kg wwt	03-NOV-17	06-NOV-17	R3880609
Rubidium (Rb)-Total	21.5		0.050	mg/kg	03-NOV-17	06-NOV-17	R3880609
Rubidium (Rb)-Total	5.02		0.010	mg/kg wwt	03-NOV-17	06-NOV-17	R3880609
Selenium (Se)-Total	5.85		0.050	mg/kg	03-NOV-17	06-NOV-17	R3880609
Selenium (Se)-Total	1.37		0.010	mg/kg wwt	03-NOV-17	06-NOV-17	R3880609
Sodium (Na)-Total	4180		20	mg/kg	03-NOV-17	06-NOV-17	R3880609
Sodium (Na)-Total	977		4.0	mg/kg wwt	03-NOV-17	06-NOV-17	R3880609
Strontium (Sr)-Total	0.164		0.050	mg/kg	03-NOV-17	06-NOV-17	R3880609
Strontium (Sr)-Total	0.038		0.010	mg/kg wwt	03-NOV-17	06-NOV-17	R3880609
Tellurium (Te)-Total	<0.020		0.020	mg/kg	03-NOV-17	06-NOV-17	R3880609
Tellurium (Te)-Total	<0.0040		0.0040	mg/kg wwt	03-NOV-17	06-NOV-17	R3880609
Thallium (Tl)-Total	0.0142		0.0020	mg/kg	03-NOV-17	06-NOV-17	R3880609
Thallium (Tl)-Total	0.00332		0.00040	mg/kg wwt	03-NOV-17	06-NOV-17	R3880609
Tin (Sn)-Total	<0.10		0.10	mg/kg	03-NOV-17	06-NOV-17	R3880609
Tin (Sn)-Total	<0.020		0.020	mg/kg wwt	03-NOV-17	06-NOV-17	R3880609
Uranium (U)-Total	0.0027		0.0020	mg/kg	03-NOV-17	06-NOV-17	R3880609
Uranium (U)-Total	0.00063		0.00040	mg/kg wwt	03-NOV-17	06-NOV-17	R3880609
Vanadium (V)-Total	1.00		0.10	mg/kg	03-NOV-17	06-NOV-17	R3880609
Vanadium (V)-Total	0.235		0.020	mg/kg wwt	03-NOV-17	06-NOV-17	R3880609
Zinc (Zn)-Total	187		0.50	mg/kg	03-NOV-17	06-NOV-17	R3880609
Zinc (Zn)-Total	43.6		0.10	mg/kg wwt	03-NOV-17	06-NOV-17	R3880609
Zirconium (Zr)-Total	<0.20		0.20	mg/kg	03-NOV-17	06-NOV-17	R3880609
Zirconium (Zr)-Total	<0.040		0.040	mg/kg wwt	03-NOV-17	06-NOV-17	R3880609
L1992980-69 PINR-EXP-2017-NP14 LIVER Sampled By: KB PS on 16-SEP-17 @ 00:01 Matrix: Tissue							
Physical Tests							
% Moisture	77.6		0.50	%		01-NOV-17	R3873311
Metals							
Aluminum (Al)-Total	6.6		2.0	mg/kg	03-NOV-17	06-NOV-17	R3880609
Aluminum (Al)-Total	1.49		0.40	mg/kg wwt	03-NOV-17	06-NOV-17	R3880609

* Refer to Referenced Information for Qualifiers (if any) and Methodology.

ALS ENVIRONMENTAL ANALYTICAL REPORT

Sample Details/Parameters	Result	Qualifier*	D.L.	Units	Extracted	Analyzed	Batch
L1992980-69 PINR-EXP-2017-NP14 LIVER Sampled By: KB PS on 16-SEP-17 @ 00:01 Matrix: Tissue							
Metals							
Antimony (Sb)-Total	<0.010		0.010	mg/kg	03-NOV-17	06-NOV-17	R3880609
Antimony (Sb)-Total	<0.0020		0.0020	mg/kg wwt	03-NOV-17	06-NOV-17	R3880609
Arsenic (As)-Total	0.132		0.020	mg/kg	03-NOV-17	06-NOV-17	R3880609
Arsenic (As)-Total	0.0295		0.0040	mg/kg wwt	03-NOV-17	06-NOV-17	R3880609
Barium (Ba)-Total	0.307		0.050	mg/kg	03-NOV-17	06-NOV-17	R3880609
Barium (Ba)-Total	0.069		0.010	mg/kg wwt	03-NOV-17	06-NOV-17	R3880609
Beryllium (Be)-Total	<0.010		0.010	mg/kg	03-NOV-17	06-NOV-17	R3880609
Beryllium (Be)-Total	<0.0020		0.0020	mg/kg wwt	03-NOV-17	06-NOV-17	R3880609
Bismuth (Bi)-Total	0.024		0.010	mg/kg	03-NOV-17	06-NOV-17	R3880609
Bismuth (Bi)-Total	0.0054		0.0020	mg/kg wwt	03-NOV-17	06-NOV-17	R3880609
Boron (B)-Total	<1.0		1.0	mg/kg	03-NOV-17	06-NOV-17	R3880609
Boron (B)-Total	<0.20		0.20	mg/kg wwt	03-NOV-17	06-NOV-17	R3880609
Cadmium (Cd)-Total	0.521		0.0050	mg/kg	03-NOV-17	06-NOV-17	R3880609
Cadmium (Cd)-Total	0.117		0.0010	mg/kg wwt	03-NOV-17	06-NOV-17	R3880609
Calcium (Ca)-Total	192		20	mg/kg	03-NOV-17	06-NOV-17	R3880609
Calcium (Ca)-Total	42.9		4.0	mg/kg wwt	03-NOV-17	06-NOV-17	R3880609
Cesium (Cs)-Total	0.0126		0.0050	mg/kg	03-NOV-17	06-NOV-17	R3880609
Cesium (Cs)-Total	0.0028		0.0010	mg/kg wwt	03-NOV-17	06-NOV-17	R3880609
Chromium (Cr)-Total	<0.050		0.050	mg/kg	03-NOV-17	06-NOV-17	R3880609
Chromium (Cr)-Total	<0.010		0.010	mg/kg wwt	03-NOV-17	06-NOV-17	R3880609
Cobalt (Co)-Total	0.236		0.020	mg/kg	03-NOV-17	06-NOV-17	R3880609
Cobalt (Co)-Total	0.0529		0.0040	mg/kg wwt	03-NOV-17	06-NOV-17	R3880609
Copper (Cu)-Total	202		0.10	mg/kg	03-NOV-17	06-NOV-17	R3880609
Copper (Cu)-Total	45.4		0.020	mg/kg wwt	03-NOV-17	06-NOV-17	R3880609
Iron (Fe)-Total	713		3.0	mg/kg	03-NOV-17	06-NOV-17	R3880609
Iron (Fe)-Total	160		0.60	mg/kg wwt	03-NOV-17	06-NOV-17	R3880609
Lead (Pb)-Total	<0.020		0.020	mg/kg	03-NOV-17	06-NOV-17	R3880609
Lead (Pb)-Total	<0.0040		0.0040	mg/kg wwt	03-NOV-17	06-NOV-17	R3880609
Lithium (Li)-Total	<0.50		0.50	mg/kg	03-NOV-17	06-NOV-17	R3880609
Lithium (Li)-Total	<0.10		0.10	mg/kg wwt	03-NOV-17	06-NOV-17	R3880609
Magnesium (Mg)-Total	656		2.0	mg/kg	03-NOV-17	06-NOV-17	R3880609
Magnesium (Mg)-Total	147		0.40	mg/kg wwt	03-NOV-17	06-NOV-17	R3880609
Manganese (Mn)-Total	5.42		0.050	mg/kg	03-NOV-17	06-NOV-17	R3880609
Manganese (Mn)-Total	1.22		0.010	mg/kg wwt	03-NOV-17	06-NOV-17	R3880609
Mercury (Hg)-Total	1.24		0.025	mg/kg	03-NOV-17	06-NOV-17	R3876874
Mercury (Hg)-Total	0.277		0.0060	mg/kg wwt	03-NOV-17	06-NOV-17	R3876868
Molybdenum (Mo)-Total	0.632		0.020	mg/kg	03-NOV-17	06-NOV-17	R3880609
Molybdenum (Mo)-Total	0.142		0.0040	mg/kg wwt	03-NOV-17	06-NOV-17	R3880609
Nickel (Ni)-Total	<0.20		0.20	mg/kg	03-NOV-17	06-NOV-17	R3880609
Nickel (Ni)-Total	<0.040		0.040	mg/kg wwt	03-NOV-17	06-NOV-17	R3880609
Phosphorus (P)-Total	12300		10	mg/kg	03-NOV-17	06-NOV-17	R3880609

* Refer to Referenced Information for Qualifiers (if any) and Methodology.

ALS ENVIRONMENTAL ANALYTICAL REPORT

Sample Details/Parameters	Result	Qualifier*	D.L.	Units	Extracted	Analyzed	Batch
L1992980-69 PINR-EXP-2017-NP14 LIVER Sampled By: KB PS on 16-SEP-17 @ 00:01 Matrix: Tissue							
Metals							
Phosphorus (P)-Total	2760		2.0	mg/kg wwt	03-NOV-17	06-NOV-17	R3880609
Potassium (K)-Total	13100		20	mg/kg	03-NOV-17	06-NOV-17	R3880609
Potassium (K)-Total	2930		4.0	mg/kg wwt	03-NOV-17	06-NOV-17	R3880609
Rubidium (Rb)-Total	30.8		0.050	mg/kg	03-NOV-17	06-NOV-17	R3880609
Rubidium (Rb)-Total	6.92		0.010	mg/kg wwt	03-NOV-17	06-NOV-17	R3880609
Selenium (Se)-Total	9.07		0.050	mg/kg	03-NOV-17	06-NOV-17	R3880609
Selenium (Se)-Total	2.03		0.010	mg/kg wwt	03-NOV-17	06-NOV-17	R3880609
Sodium (Na)-Total	4490		20	mg/kg	03-NOV-17	06-NOV-17	R3880609
Sodium (Na)-Total	1010		4.0	mg/kg wwt	03-NOV-17	06-NOV-17	R3880609
Strontium (Sr)-Total	0.158		0.050	mg/kg	03-NOV-17	06-NOV-17	R3880609
Strontium (Sr)-Total	0.036		0.010	mg/kg wwt	03-NOV-17	06-NOV-17	R3880609
Tellurium (Te)-Total	<0.020		0.020	mg/kg	03-NOV-17	06-NOV-17	R3880609
Tellurium (Te)-Total	<0.0040		0.0040	mg/kg wwt	03-NOV-17	06-NOV-17	R3880609
Thallium (Tl)-Total	0.0128		0.0020	mg/kg	03-NOV-17	06-NOV-17	R3880609
Thallium (Tl)-Total	0.00287		0.00040	mg/kg wwt	03-NOV-17	06-NOV-17	R3880609
Tin (Sn)-Total	<0.10		0.10	mg/kg	03-NOV-17	06-NOV-17	R3880609
Tin (Sn)-Total	<0.020		0.020	mg/kg wwt	03-NOV-17	06-NOV-17	R3880609
Uranium (U)-Total	0.0040		0.0020	mg/kg	03-NOV-17	06-NOV-17	R3880609
Uranium (U)-Total	0.00089		0.00040	mg/kg wwt	03-NOV-17	06-NOV-17	R3880609
Vanadium (V)-Total	1.67		0.10	mg/kg	03-NOV-17	06-NOV-17	R3880609
Vanadium (V)-Total	0.375		0.020	mg/kg wwt	03-NOV-17	06-NOV-17	R3880609
Zinc (Zn)-Total	205		0.50	mg/kg	03-NOV-17	06-NOV-17	R3880609
Zinc (Zn)-Total	45.9		0.10	mg/kg wwt	03-NOV-17	06-NOV-17	R3880609
Zirconium (Zr)-Total	<0.20		0.20	mg/kg	03-NOV-17	06-NOV-17	R3880609
Zirconium (Zr)-Total	<0.040		0.040	mg/kg wwt	03-NOV-17	06-NOV-17	R3880609
L1992980-70 PINR-EXP-2017-NP15 LIVER Sampled By: KB PS on 16-SEP-17 @ 00:01 Matrix: Tissue							
Physical Tests							
% Moisture	68.8		0.50	%		01-NOV-17	R3873311
Metals							
Aluminum (Al)-Total	6.4		2.0	mg/kg	03-NOV-17	06-NOV-17	R3880609
Aluminum (Al)-Total	2.00		0.40	mg/kg wwt	03-NOV-17	06-NOV-17	R3880609
Antimony (Sb)-Total	<0.010		0.010	mg/kg	03-NOV-17	06-NOV-17	R3880609
Antimony (Sb)-Total	0.0021		0.0020	mg/kg wwt	03-NOV-17	06-NOV-17	R3880609
Arsenic (As)-Total	0.167		0.020	mg/kg	03-NOV-17	06-NOV-17	R3880609
Arsenic (As)-Total	0.0521		0.0040	mg/kg wwt	03-NOV-17	06-NOV-17	R3880609
Barium (Ba)-Total	0.564		0.050	mg/kg	03-NOV-17	06-NOV-17	R3880609
Barium (Ba)-Total	0.176		0.010	mg/kg wwt	03-NOV-17	06-NOV-17	R3880609
Beryllium (Be)-Total	<0.010		0.010	mg/kg	03-NOV-17	06-NOV-17	R3880609
Beryllium (Be)-Total	<0.0020		0.0020	mg/kg wwt	03-NOV-17	06-NOV-17	R3880609
Bismuth (Bi)-Total	0.021		0.010	mg/kg	03-NOV-17	06-NOV-17	R3880609

* Refer to Referenced Information for Qualifiers (if any) and Methodology.

ALS ENVIRONMENTAL ANALYTICAL REPORT

Sample Details/Parameters	Result	Qualifier*	D.L.	Units	Extracted	Analyzed	Batch
L1992980-70 PINR-EXP-2017-NP15 LIVER							
Sampled By: KB PS on 16-SEP-17 @ 00:01							
Matrix: Tissue							
Metals							
Bismuth (Bi)-Total	0.0064		0.0020	mg/kg wwt	03-NOV-17	06-NOV-17	R3880609
Boron (B)-Total	<1.0		1.0	mg/kg	03-NOV-17	06-NOV-17	R3880609
Boron (B)-Total	<0.20		0.20	mg/kg wwt	03-NOV-17	06-NOV-17	R3880609
Cadmium (Cd)-Total	0.352		0.0050	mg/kg	03-NOV-17	06-NOV-17	R3880609
Cadmium (Cd)-Total	0.110		0.0010	mg/kg wwt	03-NOV-17	06-NOV-17	R3880609
Calcium (Ca)-Total	910		20	mg/kg	03-NOV-17	06-NOV-17	R3880609
Calcium (Ca)-Total	283		4.0	mg/kg wwt	03-NOV-17	06-NOV-17	R3880609
Cesium (Cs)-Total	0.0103		0.0050	mg/kg	03-NOV-17	06-NOV-17	R3880609
Cesium (Cs)-Total	0.0032		0.0010	mg/kg wwt	03-NOV-17	06-NOV-17	R3880609
Chromium (Cr)-Total	<0.050		0.050	mg/kg	03-NOV-17	06-NOV-17	R3880609
Chromium (Cr)-Total	0.012		0.010	mg/kg wwt	03-NOV-17	06-NOV-17	R3880609
Cobalt (Co)-Total	0.391		0.020	mg/kg	03-NOV-17	06-NOV-17	R3880609
Cobalt (Co)-Total	0.122		0.0040	mg/kg wwt	03-NOV-17	06-NOV-17	R3880609
Copper (Cu)-Total	148		0.10	mg/kg	03-NOV-17	06-NOV-17	R3880609
Copper (Cu)-Total	46.2		0.020	mg/kg wwt	03-NOV-17	06-NOV-17	R3880609
Iron (Fe)-Total	408		3.0	mg/kg	03-NOV-17	06-NOV-17	R3880609
Iron (Fe)-Total	127		0.60	mg/kg wwt	03-NOV-17	06-NOV-17	R3880609
Lead (Pb)-Total	<0.020		0.020	mg/kg	03-NOV-17	06-NOV-17	R3880609
Lead (Pb)-Total	0.0056		0.0040	mg/kg wwt	03-NOV-17	06-NOV-17	R3880609
Lithium (Li)-Total	<0.50		0.50	mg/kg	03-NOV-17	06-NOV-17	R3880609
Lithium (Li)-Total	<0.10		0.10	mg/kg wwt	03-NOV-17	06-NOV-17	R3880609
Magnesium (Mg)-Total	592		2.0	mg/kg	03-NOV-17	06-NOV-17	R3880609
Magnesium (Mg)-Total	185		0.40	mg/kg wwt	03-NOV-17	06-NOV-17	R3880609
Manganese (Mn)-Total	6.94		0.050	mg/kg	03-NOV-17	06-NOV-17	R3880609
Manganese (Mn)-Total	2.16		0.010	mg/kg wwt	03-NOV-17	06-NOV-17	R3880609
Mercury (Hg)-Total	0.795		0.0050	mg/kg	03-NOV-17	06-NOV-17	R3876874
Mercury (Hg)-Total	0.248		0.0010	mg/kg wwt	03-NOV-17	06-NOV-17	R3876868
Molybdenum (Mo)-Total	0.956		0.020	mg/kg	03-NOV-17	06-NOV-17	R3880609
Molybdenum (Mo)-Total	0.298		0.0040	mg/kg wwt	03-NOV-17	06-NOV-17	R3880609
Nickel (Ni)-Total	<0.20		0.20	mg/kg	03-NOV-17	06-NOV-17	R3880609
Nickel (Ni)-Total	<0.040		0.040	mg/kg wwt	03-NOV-17	06-NOV-17	R3880609
Phosphorus (P)-Total	10300		10	mg/kg	03-NOV-17	06-NOV-17	R3880609
Phosphorus (P)-Total	3210		2.0	mg/kg wwt	03-NOV-17	06-NOV-17	R3880609
Potassium (K)-Total	8350		20	mg/kg	03-NOV-17	06-NOV-17	R3880609
Potassium (K)-Total	2600		4.0	mg/kg wwt	03-NOV-17	06-NOV-17	R3880609
Rubidium (Rb)-Total	14.6		0.050	mg/kg	03-NOV-17	06-NOV-17	R3880609
Rubidium (Rb)-Total	4.54		0.010	mg/kg wwt	03-NOV-17	06-NOV-17	R3880609
Selenium (Se)-Total	7.71		0.050	mg/kg	03-NOV-17	06-NOV-17	R3880609
Selenium (Se)-Total	2.40		0.010	mg/kg wwt	03-NOV-17	06-NOV-17	R3880609
Sodium (Na)-Total	3410		20	mg/kg	03-NOV-17	06-NOV-17	R3880609
Sodium (Na)-Total	1060		4.0	mg/kg wwt	03-NOV-17	06-NOV-17	R3880609

* Refer to Referenced Information for Qualifiers (if any) and Methodology.

ALS ENVIRONMENTAL ANALYTICAL REPORT

Sample Details/Parameters	Result	Qualifier*	D.L.	Units	Extracted	Analyzed	Batch
L1992980-70 PINR-EXP-2017-NP15 LIVER Sampled By: KB PS on 16-SEP-17 @ 00:01 Matrix: Tissue							
Metals							
Strontium (Sr)-Total	0.831		0.050	mg/kg	03-NOV-17	06-NOV-17	R3880609
Strontium (Sr)-Total	0.259		0.010	mg/kg wwt	03-NOV-17	06-NOV-17	R3880609
Tellurium (Te)-Total	<0.020		0.020	mg/kg	03-NOV-17	06-NOV-17	R3880609
Tellurium (Te)-Total	<0.0040		0.0040	mg/kg wwt	03-NOV-17	06-NOV-17	R3880609
Thallium (Tl)-Total	0.0110		0.0020	mg/kg	03-NOV-17	06-NOV-17	R3880609
Thallium (Tl)-Total	0.00344		0.00040	mg/kg wwt	03-NOV-17	06-NOV-17	R3880609
Tin (Sn)-Total	<0.10		0.10	mg/kg	03-NOV-17	06-NOV-17	R3880609
Tin (Sn)-Total	<0.020		0.020	mg/kg wwt	03-NOV-17	06-NOV-17	R3880609
Uranium (U)-Total	<0.0020		0.0020	mg/kg	03-NOV-17	06-NOV-17	R3880609
Uranium (U)-Total	<0.00040		0.00040	mg/kg wwt	03-NOV-17	06-NOV-17	R3880609
Vanadium (V)-Total	0.93		0.10	mg/kg	03-NOV-17	06-NOV-17	R3880609
Vanadium (V)-Total	0.290		0.020	mg/kg wwt	03-NOV-17	06-NOV-17	R3880609
Zinc (Zn)-Total	179		0.50	mg/kg	03-NOV-17	06-NOV-17	R3880609
Zinc (Zn)-Total	55.7		0.10	mg/kg wwt	03-NOV-17	06-NOV-17	R3880609
Zirconium (Zr)-Total	<0.20		0.20	mg/kg	03-NOV-17	06-NOV-17	R3880609
Zirconium (Zr)-Total	<0.040		0.040	mg/kg wwt	03-NOV-17	06-NOV-17	R3880609
L1992980-71 PINR-EXP-2017-NP01 OVARY Sampled By: KB PS on 15-SEP-17 @ 00:01 Matrix: Tissue							
Physical Tests							
% Moisture	82.9		0.50	%		01-NOV-17	R3873311
Metals							
Aluminum (Al)-Total	3.7		2.0	mg/kg	03-NOV-17	06-NOV-17	R3880609
Aluminum (Al)-Total	0.64		0.40	mg/kg wwt	03-NOV-17	06-NOV-17	R3880609
Antimony (Sb)-Total	<0.010		0.010	mg/kg	03-NOV-17	06-NOV-17	R3880609
Antimony (Sb)-Total	<0.0020		0.0020	mg/kg wwt	03-NOV-17	06-NOV-17	R3880609
Arsenic (As)-Total	0.097		0.020	mg/kg	03-NOV-17	06-NOV-17	R3880609
Arsenic (As)-Total	0.0165		0.0040	mg/kg wwt	03-NOV-17	06-NOV-17	R3880609
Barium (Ba)-Total	0.457		0.050	mg/kg	03-NOV-17	06-NOV-17	R3880609
Barium (Ba)-Total	0.078		0.010	mg/kg wwt	03-NOV-17	06-NOV-17	R3880609
Beryllium (Be)-Total	<0.010		0.010	mg/kg	03-NOV-17	06-NOV-17	R3880609
Beryllium (Be)-Total	<0.0020		0.0020	mg/kg wwt	03-NOV-17	06-NOV-17	R3880609
Bismuth (Bi)-Total	<0.010		0.010	mg/kg	03-NOV-17	06-NOV-17	R3880609
Bismuth (Bi)-Total	<0.0020		0.0020	mg/kg wwt	03-NOV-17	06-NOV-17	R3880609
Boron (B)-Total	<1.0		1.0	mg/kg	03-NOV-17	06-NOV-17	R3880609
Boron (B)-Total	<0.20		0.20	mg/kg wwt	03-NOV-17	06-NOV-17	R3880609
Cadmium (Cd)-Total	0.0541		0.0050	mg/kg	03-NOV-17	06-NOV-17	R3880609
Cadmium (Cd)-Total	0.0093		0.0010	mg/kg wwt	03-NOV-17	06-NOV-17	R3880609
Calcium (Ca)-Total	834		20	mg/kg	03-NOV-17	06-NOV-17	R3880609
Calcium (Ca)-Total	143		4.0	mg/kg wwt	03-NOV-17	06-NOV-17	R3880609
Cesium (Cs)-Total	0.0406		0.0050	mg/kg	03-NOV-17	06-NOV-17	R3880609
Cesium (Cs)-Total	0.0069		0.0010	mg/kg wwt	03-NOV-17	06-NOV-17	R3880609

* Refer to Referenced Information for Qualifiers (if any) and Methodology.

ALS ENVIRONMENTAL ANALYTICAL REPORT

Sample Details/Parameters	Result	Qualifier*	D.L.	Units	Extracted	Analyzed	Batch
L1992980-71 PINR-EXP-2017-NP01 OVARY Sampled By: KB PS on 15-SEP-17 @ 00:01 Matrix: Tissue							
Metals							
Chromium (Cr)-Total	<0.050		0.050	mg/kg	03-NOV-17	06-NOV-17	R3880609
Chromium (Cr)-Total	<0.010		0.010	mg/kg wwt	03-NOV-17	06-NOV-17	R3880609
Cobalt (Co)-Total	0.367		0.020	mg/kg	03-NOV-17	06-NOV-17	R3880609
Cobalt (Co)-Total	0.0628		0.0040	mg/kg wwt	03-NOV-17	06-NOV-17	R3880609
Copper (Cu)-Total	4.85		0.10	mg/kg	03-NOV-17	06-NOV-17	R3880609
Copper (Cu)-Total	0.829		0.020	mg/kg wwt	03-NOV-17	06-NOV-17	R3880609
Iron (Fe)-Total	230		3.0	mg/kg	03-NOV-17	06-NOV-17	R3880609
Iron (Fe)-Total	39.4		0.60	mg/kg wwt	03-NOV-17	06-NOV-17	R3880609
Lead (Pb)-Total	<0.020		0.020	mg/kg	03-NOV-17	06-NOV-17	R3880609
Lead (Pb)-Total	<0.0040		0.0040	mg/kg wwt	03-NOV-17	06-NOV-17	R3880609
Lithium (Li)-Total	<0.50		0.50	mg/kg	03-NOV-17	06-NOV-17	R3880609
Lithium (Li)-Total	<0.10		0.10	mg/kg wwt	03-NOV-17	06-NOV-17	R3880609
Magnesium (Mg)-Total	1300		2.0	mg/kg	03-NOV-17	06-NOV-17	R3880609
Magnesium (Mg)-Total	222		0.40	mg/kg wwt	03-NOV-17	06-NOV-17	R3880609
Manganese (Mn)-Total	141		0.050	mg/kg	03-NOV-17	06-NOV-17	R3880609
Manganese (Mn)-Total	24.1		0.010	mg/kg wwt	03-NOV-17	06-NOV-17	R3880609
Mercury (Hg)-Total	0.203		0.0050	mg/kg	03-NOV-17	06-NOV-17	R3876874
Mercury (Hg)-Total	0.0348		0.0010	mg/kg wwt	03-NOV-17	06-NOV-17	R3876868
Molybdenum (Mo)-Total	0.320		0.020	mg/kg	03-NOV-17	06-NOV-17	R3880609
Molybdenum (Mo)-Total	0.0548		0.0040	mg/kg wwt	03-NOV-17	06-NOV-17	R3880609
Nickel (Ni)-Total	<0.20		0.20	mg/kg	03-NOV-17	06-NOV-17	R3880609
Nickel (Ni)-Total	<0.040		0.040	mg/kg wwt	03-NOV-17	06-NOV-17	R3880609
Phosphorus (P)-Total	17800		10	mg/kg	03-NOV-17	06-NOV-17	R3880609
Phosphorus (P)-Total	3040		2.0	mg/kg wwt	03-NOV-17	06-NOV-17	R3880609
Potassium (K)-Total	24300		20	mg/kg	03-NOV-17	06-NOV-17	R3880609
Potassium (K)-Total	4160		4.0	mg/kg wwt	03-NOV-17	06-NOV-17	R3880609
Rubidium (Rb)-Total	40.9		0.050	mg/kg	03-NOV-17	06-NOV-17	R3880609
Rubidium (Rb)-Total	6.99		0.010	mg/kg wwt	03-NOV-17	06-NOV-17	R3880609
Selenium (Se)-Total	4.52		0.050	mg/kg	03-NOV-17	06-NOV-17	R3880609
Selenium (Se)-Total	0.772		0.010	mg/kg wwt	03-NOV-17	06-NOV-17	R3880609
Sodium (Na)-Total	4430		20	mg/kg	03-NOV-17	06-NOV-17	R3880609
Sodium (Na)-Total	757		4.0	mg/kg wwt	03-NOV-17	06-NOV-17	R3880609
Strontium (Sr)-Total	0.384		0.050	mg/kg	03-NOV-17	06-NOV-17	R3880609
Strontium (Sr)-Total	0.066		0.010	mg/kg wwt	03-NOV-17	06-NOV-17	R3880609
Tellurium (Te)-Total	<0.020		0.020	mg/kg	03-NOV-17	06-NOV-17	R3880609
Tellurium (Te)-Total	<0.0040		0.0040	mg/kg wwt	03-NOV-17	06-NOV-17	R3880609
Thallium (Tl)-Total	0.0259		0.0020	mg/kg	03-NOV-17	06-NOV-17	R3880609
Thallium (Tl)-Total	0.00443		0.00040	mg/kg wwt	03-NOV-17	06-NOV-17	R3880609
Tin (Sn)-Total	<0.10		0.10	mg/kg	03-NOV-17	06-NOV-17	R3880609
Tin (Sn)-Total	<0.020		0.020	mg/kg wwt	03-NOV-17	06-NOV-17	R3880609
Uranium (U)-Total	<0.0020		0.0020	mg/kg	03-NOV-17	06-NOV-17	R3880609

* Refer to Referenced Information for Qualifiers (if any) and Methodology.

ALS ENVIRONMENTAL ANALYTICAL REPORT

Sample Details/Parameters	Result	Qualifier*	D.L.	Units	Extracted	Analyzed	Batch
L1992980-71 PINR-EXP-2017-NP01 OVARY Sampled By: KB PS on 15-SEP-17 @ 00:01 Matrix: Tissue							
Metals							
Uranium (U)-Total	<0.00040		0.00040	mg/kg wwt	03-NOV-17	06-NOV-17	R3880609
Vanadium (V)-Total	0.15		0.10	mg/kg	03-NOV-17	06-NOV-17	R3880609
Vanadium (V)-Total	0.025		0.020	mg/kg wwt	03-NOV-17	06-NOV-17	R3880609
Zinc (Zn)-Total	339		0.50	mg/kg	03-NOV-17	06-NOV-17	R3880609
Zinc (Zn)-Total	58.0		0.10	mg/kg wwt	03-NOV-17	06-NOV-17	R3880609
Zirconium (Zr)-Total	<0.20		0.20	mg/kg	03-NOV-17	06-NOV-17	R3880609
Zirconium (Zr)-Total	<0.040		0.040	mg/kg wwt	03-NOV-17	06-NOV-17	R3880609
L1992980-72 PINR-EXP-2017-NP03 OVARY Sampled By: KB PS on 15-SEP-17 @ 00:01 Matrix: Tissue							
Physical Tests							
% Moisture	82.9		0.50	%		01-NOV-17	R3873311
Metals							
Aluminum (Al)-Total	4.8		2.0	mg/kg	03-NOV-17	06-NOV-17	R3880609
Aluminum (Al)-Total	0.83		0.40	mg/kg wwt	03-NOV-17	06-NOV-17	R3880609
Antimony (Sb)-Total	<0.010		0.010	mg/kg	03-NOV-17	06-NOV-17	R3880609
Antimony (Sb)-Total	<0.0020		0.0020	mg/kg wwt	03-NOV-17	06-NOV-17	R3880609
Arsenic (As)-Total	0.077		0.020	mg/kg	03-NOV-17	06-NOV-17	R3880609
Arsenic (As)-Total	0.0131		0.0040	mg/kg wwt	03-NOV-17	06-NOV-17	R3880609
Barium (Ba)-Total	0.528		0.050	mg/kg	03-NOV-17	06-NOV-17	R3880609
Barium (Ba)-Total	0.090		0.010	mg/kg wwt	03-NOV-17	06-NOV-17	R3880609
Beryllium (Be)-Total	<0.010		0.010	mg/kg	03-NOV-17	06-NOV-17	R3880609
Beryllium (Be)-Total	<0.0020		0.0020	mg/kg wwt	03-NOV-17	06-NOV-17	R3880609
Bismuth (Bi)-Total	<0.010		0.010	mg/kg	03-NOV-17	06-NOV-17	R3880609
Bismuth (Bi)-Total	<0.0020		0.0020	mg/kg wwt	03-NOV-17	06-NOV-17	R3880609
Boron (B)-Total	<1.0		1.0	mg/kg	03-NOV-17	06-NOV-17	R3880609
Boron (B)-Total	<0.20		0.20	mg/kg wwt	03-NOV-17	06-NOV-17	R3880609
Cadmium (Cd)-Total	0.0248		0.0050	mg/kg	03-NOV-17	06-NOV-17	R3880609
Cadmium (Cd)-Total	0.0042		0.0010	mg/kg wwt	03-NOV-17	06-NOV-17	R3880609
Calcium (Ca)-Total	550		20	mg/kg	03-NOV-17	06-NOV-17	R3880609
Calcium (Ca)-Total	94.0		4.0	mg/kg wwt	03-NOV-17	06-NOV-17	R3880609
Cesium (Cs)-Total	0.0282		0.0050	mg/kg	03-NOV-17	06-NOV-17	R3880609
Cesium (Cs)-Total	0.0048		0.0010	mg/kg wwt	03-NOV-17	06-NOV-17	R3880609
Chromium (Cr)-Total	<0.050		0.050	mg/kg	03-NOV-17	06-NOV-17	R3880609
Chromium (Cr)-Total	<0.010		0.010	mg/kg wwt	03-NOV-17	06-NOV-17	R3880609
Cobalt (Co)-Total	0.287		0.020	mg/kg	03-NOV-17	06-NOV-17	R3880609
Cobalt (Co)-Total	0.0491		0.0040	mg/kg wwt	03-NOV-17	06-NOV-17	R3880609
Copper (Cu)-Total	4.93		0.10	mg/kg	03-NOV-17	06-NOV-17	R3880609
Copper (Cu)-Total	0.844		0.020	mg/kg wwt	03-NOV-17	06-NOV-17	R3880609
Iron (Fe)-Total	194		3.0	mg/kg	03-NOV-17	06-NOV-17	R3880609
Iron (Fe)-Total	33.2		0.60	mg/kg wwt	03-NOV-17	06-NOV-17	R3880609
Lead (Pb)-Total	<0.020		0.020	mg/kg	03-NOV-17	06-NOV-17	R3880609

* Refer to Referenced Information for Qualifiers (if any) and Methodology.

ALS ENVIRONMENTAL ANALYTICAL REPORT

Sample Details/Parameters	Result	Qualifier*	D.L.	Units	Extracted	Analyzed	Batch
L1992980-72 PINR-EXP-2017-NP03 OVARY Sampled By: KB PS on 15-SEP-17 @ 00:01 Matrix: Tissue							
Metals							
Lead (Pb)-Total	<0.0040		0.0040	mg/kg wwt	03-NOV-17	06-NOV-17	R3880609
Lithium (Li)-Total	<0.50		0.50	mg/kg	03-NOV-17	06-NOV-17	R3880609
Lithium (Li)-Total	<0.10		0.10	mg/kg wwt	03-NOV-17	06-NOV-17	R3880609
Magnesium (Mg)-Total	1210		2.0	mg/kg	03-NOV-17	06-NOV-17	R3880609
Magnesium (Mg)-Total	208		0.40	mg/kg wwt	03-NOV-17	06-NOV-17	R3880609
Manganese (Mn)-Total	118		0.050	mg/kg	03-NOV-17	06-NOV-17	R3880609
Manganese (Mn)-Total	20.2		0.010	mg/kg wwt	03-NOV-17	06-NOV-17	R3880609
Mercury (Hg)-Total	0.215		0.0050	mg/kg	03-NOV-17	06-NOV-17	R3876874
Mercury (Hg)-Total	0.0368		0.0010	mg/kg wwt	03-NOV-17	06-NOV-17	R3876868
Molybdenum (Mo)-Total	0.216		0.020	mg/kg	03-NOV-17	06-NOV-17	R3880609
Molybdenum (Mo)-Total	0.0370		0.0040	mg/kg wwt	03-NOV-17	06-NOV-17	R3880609
Nickel (Ni)-Total	<0.20		0.20	mg/kg	03-NOV-17	06-NOV-17	R3880609
Nickel (Ni)-Total	<0.040		0.040	mg/kg wwt	03-NOV-17	06-NOV-17	R3880609
Phosphorus (P)-Total	17400		10	mg/kg	03-NOV-17	06-NOV-17	R3880609
Phosphorus (P)-Total	2970		2.0	mg/kg wwt	03-NOV-17	06-NOV-17	R3880609
Potassium (K)-Total	23200		20	mg/kg	03-NOV-17	06-NOV-17	R3880609
Potassium (K)-Total	3970		4.0	mg/kg wwt	03-NOV-17	06-NOV-17	R3880609
Rubidium (Rb)-Total	31.8		0.050	mg/kg	03-NOV-17	06-NOV-17	R3880609
Rubidium (Rb)-Total	5.44		0.010	mg/kg wwt	03-NOV-17	06-NOV-17	R3880609
Selenium (Se)-Total	5.89		0.050	mg/kg	03-NOV-17	06-NOV-17	R3880609
Selenium (Se)-Total	1.01		0.010	mg/kg wwt	03-NOV-17	06-NOV-17	R3880609
Sodium (Na)-Total	5420		20	mg/kg	03-NOV-17	06-NOV-17	R3880609
Sodium (Na)-Total	927		4.0	mg/kg wwt	03-NOV-17	06-NOV-17	R3880609
Strontium (Sr)-Total	0.317		0.050	mg/kg	03-NOV-17	06-NOV-17	R3880609
Strontium (Sr)-Total	0.054		0.010	mg/kg wwt	03-NOV-17	06-NOV-17	R3880609
Tellurium (Te)-Total	<0.020		0.020	mg/kg	03-NOV-17	06-NOV-17	R3880609
Tellurium (Te)-Total	<0.0040		0.0040	mg/kg wwt	03-NOV-17	06-NOV-17	R3880609
Thallium (Tl)-Total	0.0226		0.0020	mg/kg	03-NOV-17	06-NOV-17	R3880609
Thallium (Tl)-Total	0.00386		0.00040	mg/kg wwt	03-NOV-17	06-NOV-17	R3880609
Tin (Sn)-Total	<0.10		0.10	mg/kg	03-NOV-17	06-NOV-17	R3880609
Tin (Sn)-Total	<0.020		0.020	mg/kg wwt	03-NOV-17	06-NOV-17	R3880609
Uranium (U)-Total	<0.0020		0.0020	mg/kg	03-NOV-17	06-NOV-17	R3880609
Uranium (U)-Total	<0.00040		0.00040	mg/kg wwt	03-NOV-17	06-NOV-17	R3880609
Vanadium (V)-Total	0.13		0.10	mg/kg	03-NOV-17	06-NOV-17	R3880609
Vanadium (V)-Total	0.022		0.020	mg/kg wwt	03-NOV-17	06-NOV-17	R3880609
Zinc (Zn)-Total	389		0.50	mg/kg	03-NOV-17	06-NOV-17	R3880609
Zinc (Zn)-Total	66.6		0.10	mg/kg wwt	03-NOV-17	06-NOV-17	R3880609
Zirconium (Zr)-Total	<0.20		0.20	mg/kg	03-NOV-17	06-NOV-17	R3880609
Zirconium (Zr)-Total	<0.040		0.040	mg/kg wwt	03-NOV-17	06-NOV-17	R3880609
L1992980-73 PINR-EXP-2017-NP06 OVARY Sampled By: KB PS on 16-SEP-17 @ 00:01 Matrix: Tissue							

* Refer to Referenced Information for Qualifiers (if any) and Methodology.

ALS ENVIRONMENTAL ANALYTICAL REPORT

Sample Details/Parameters	Result	Qualifier*	D.L.	Units	Extracted	Analyzed	Batch
L1992980-73 PINR-EXP-2017-NP06 OVARY Sampled By: KB PS on 16-SEP-17 @ 00:01 Matrix: Tissue							
Physical Tests							
% Moisture	78.9		0.50	%		01-NOV-17	R3873311
Metals							
Aluminum (Al)-Total	3.1		2.0	mg/kg	03-NOV-17	06-NOV-17	R3880609
Aluminum (Al)-Total	0.66		0.40	mg/kg wwt	03-NOV-17	06-NOV-17	R3880609
Antimony (Sb)-Total	<0.010		0.010	mg/kg	03-NOV-17	06-NOV-17	R3880609
Antimony (Sb)-Total	<0.0020		0.0020	mg/kg wwt	03-NOV-17	06-NOV-17	R3880609
Arsenic (As)-Total	0.119		0.020	mg/kg	03-NOV-17	06-NOV-17	R3880609
Arsenic (As)-Total	0.0252		0.0040	mg/kg wwt	03-NOV-17	06-NOV-17	R3880609
Barium (Ba)-Total	0.247		0.050	mg/kg	03-NOV-17	06-NOV-17	R3880609
Barium (Ba)-Total	0.052		0.010	mg/kg wwt	03-NOV-17	06-NOV-17	R3880609
Beryllium (Be)-Total	<0.010		0.010	mg/kg	03-NOV-17	06-NOV-17	R3880609
Beryllium (Be)-Total	<0.0020		0.0020	mg/kg wwt	03-NOV-17	06-NOV-17	R3880609
Bismuth (Bi)-Total	<0.010		0.010	mg/kg	03-NOV-17	06-NOV-17	R3880609
Bismuth (Bi)-Total	<0.0020		0.0020	mg/kg wwt	03-NOV-17	06-NOV-17	R3880609
Boron (B)-Total	<1.0		1.0	mg/kg	03-NOV-17	06-NOV-17	R3880609
Boron (B)-Total	<0.20		0.20	mg/kg wwt	03-NOV-17	06-NOV-17	R3880609
Cadmium (Cd)-Total	0.0451		0.0050	mg/kg	03-NOV-17	06-NOV-17	R3880609
Cadmium (Cd)-Total	0.0095		0.0010	mg/kg wwt	03-NOV-17	06-NOV-17	R3880609
Calcium (Ca)-Total	728		20	mg/kg	03-NOV-17	06-NOV-17	R3880609
Calcium (Ca)-Total	154		4.0	mg/kg wwt	03-NOV-17	06-NOV-17	R3880609
Cesium (Cs)-Total	0.0199		0.0050	mg/kg	03-NOV-17	06-NOV-17	R3880609
Cesium (Cs)-Total	0.0042		0.0010	mg/kg wwt	03-NOV-17	06-NOV-17	R3880609
Chromium (Cr)-Total	<0.050		0.050	mg/kg	03-NOV-17	06-NOV-17	R3880609
Chromium (Cr)-Total	<0.010		0.010	mg/kg wwt	03-NOV-17	06-NOV-17	R3880609
Cobalt (Co)-Total	0.257		0.020	mg/kg	03-NOV-17	06-NOV-17	R3880609
Cobalt (Co)-Total	0.0543		0.0040	mg/kg wwt	03-NOV-17	06-NOV-17	R3880609
Copper (Cu)-Total	5.33		0.10	mg/kg	03-NOV-17	06-NOV-17	R3880609
Copper (Cu)-Total	1.13		0.020	mg/kg wwt	03-NOV-17	06-NOV-17	R3880609
Iron (Fe)-Total	252		3.0	mg/kg	03-NOV-17	06-NOV-17	R3880609
Iron (Fe)-Total	53.2		0.60	mg/kg wwt	03-NOV-17	06-NOV-17	R3880609
Lead (Pb)-Total	<0.020		0.020	mg/kg	03-NOV-17	06-NOV-17	R3880609
Lead (Pb)-Total	<0.0040		0.0040	mg/kg wwt	03-NOV-17	06-NOV-17	R3880609
Lithium (Li)-Total	<0.50		0.50	mg/kg	03-NOV-17	06-NOV-17	R3880609
Lithium (Li)-Total	<0.10		0.10	mg/kg wwt	03-NOV-17	06-NOV-17	R3880609
Magnesium (Mg)-Total	1340		2.0	mg/kg	03-NOV-17	06-NOV-17	R3880609
Magnesium (Mg)-Total	284		0.40	mg/kg wwt	03-NOV-17	06-NOV-17	R3880609
Manganese (Mn)-Total	119		0.050	mg/kg	03-NOV-17	06-NOV-17	R3880609
Manganese (Mn)-Total	25.1		0.010	mg/kg wwt	03-NOV-17	06-NOV-17	R3880609
Mercury (Hg)-Total	0.0968		0.0050	mg/kg	03-NOV-17	06-NOV-17	R3876874
Mercury (Hg)-Total	0.0204		0.0010	mg/kg wwt	03-NOV-17	06-NOV-17	R3876868
Molybdenum (Mo)-Total	0.261		0.020	mg/kg	03-NOV-17	06-NOV-17	R3880609

* Refer to Referenced Information for Qualifiers (if any) and Methodology.

ALS ENVIRONMENTAL ANALYTICAL REPORT

Sample Details/Parameters	Result	Qualifier*	D.L.	Units	Extracted	Analyzed	Batch
L1992980-73 PINR-EXP-2017-NP06 OVARY Sampled By: KB PS on 16-SEP-17 @ 00:01 Matrix: Tissue							
Metals							
Molybdenum (Mo)-Total	0.0550		0.0040	mg/kg wwt	03-NOV-17	06-NOV-17	R3880609
Nickel (Ni)-Total	<0.20		0.20	mg/kg	03-NOV-17	06-NOV-17	R3880609
Nickel (Ni)-Total	<0.040		0.040	mg/kg wwt	03-NOV-17	06-NOV-17	R3880609
Phosphorus (P)-Total	15800		10	mg/kg	03-NOV-17	06-NOV-17	R3880609
Phosphorus (P)-Total	3340		2.0	mg/kg wwt	03-NOV-17	06-NOV-17	R3880609
Potassium (K)-Total	17700		20	mg/kg	03-NOV-17	06-NOV-17	R3880609
Potassium (K)-Total	3730		4.0	mg/kg wwt	03-NOV-17	06-NOV-17	R3880609
Rubidium (Rb)-Total	23.7		0.050	mg/kg	03-NOV-17	06-NOV-17	R3880609
Rubidium (Rb)-Total	5.00		0.010	mg/kg wwt	03-NOV-17	06-NOV-17	R3880609
Selenium (Se)-Total	15.9		0.050	mg/kg	03-NOV-17	06-NOV-17	R3880609
Selenium (Se)-Total	3.36		0.010	mg/kg wwt	03-NOV-17	06-NOV-17	R3880609
Sodium (Na)-Total	3600		20	mg/kg	03-NOV-17	06-NOV-17	R3880609
Sodium (Na)-Total	760		4.0	mg/kg wwt	03-NOV-17	06-NOV-17	R3880609
Strontium (Sr)-Total	0.559		0.050	mg/kg	03-NOV-17	06-NOV-17	R3880609
Strontium (Sr)-Total	0.118		0.010	mg/kg wwt	03-NOV-17	06-NOV-17	R3880609
Tellurium (Te)-Total	<0.020		0.020	mg/kg	03-NOV-17	06-NOV-17	R3880609
Tellurium (Te)-Total	<0.0040		0.0040	mg/kg wwt	03-NOV-17	06-NOV-17	R3880609
Thallium (Tl)-Total	0.0217		0.0020	mg/kg	03-NOV-17	06-NOV-17	R3880609
Thallium (Tl)-Total	0.00459		0.00040	mg/kg wwt	03-NOV-17	06-NOV-17	R3880609
Tin (Sn)-Total	0.11		0.10	mg/kg	03-NOV-17	06-NOV-17	R3880609
Tin (Sn)-Total	0.024		0.020	mg/kg wwt	03-NOV-17	06-NOV-17	R3880609
Uranium (U)-Total	<0.0020		0.0020	mg/kg	03-NOV-17	06-NOV-17	R3880609
Uranium (U)-Total	<0.00040		0.00040	mg/kg wwt	03-NOV-17	06-NOV-17	R3880609
Vanadium (V)-Total	<0.10		0.10	mg/kg	03-NOV-17	06-NOV-17	R3880609
Vanadium (V)-Total	<0.020		0.020	mg/kg wwt	03-NOV-17	06-NOV-17	R3880609
Zinc (Zn)-Total	380		0.50	mg/kg	03-NOV-17	06-NOV-17	R3880609
Zinc (Zn)-Total	80.3		0.10	mg/kg wwt	03-NOV-17	06-NOV-17	R3880609
Zirconium (Zr)-Total	<0.20		0.20	mg/kg	03-NOV-17	06-NOV-17	R3880609
Zirconium (Zr)-Total	<0.040		0.040	mg/kg wwt	03-NOV-17	06-NOV-17	R3880609
L1992980-74 PINR-EXP-2017-NP09 OVARY Sampled By: KB PS on 16-SEP-17 @ 00:01 Matrix: Tissue							
Physical Tests							
% Moisture	86.3		0.50	%		01-NOV-17	R3873311
Metals							
Aluminum (Al)-Total	3.0		2.0	mg/kg	03-NOV-17	06-NOV-17	R3880609
Aluminum (Al)-Total	0.41		0.40	mg/kg wwt	03-NOV-17	06-NOV-17	R3880609
Antimony (Sb)-Total	<0.010		0.010	mg/kg	03-NOV-17	06-NOV-17	R3880609
Antimony (Sb)-Total	<0.0020		0.0020	mg/kg wwt	03-NOV-17	06-NOV-17	R3880609
Arsenic (As)-Total	0.135		0.020	mg/kg	03-NOV-17	06-NOV-17	R3880609
Arsenic (As)-Total	0.0186		0.0040	mg/kg wwt	03-NOV-17	06-NOV-17	R3880609
Barium (Ba)-Total	0.089		0.050	mg/kg	03-NOV-17	06-NOV-17	R3880609

* Refer to Referenced Information for Qualifiers (if any) and Methodology.

ALS ENVIRONMENTAL ANALYTICAL REPORT

Sample Details/Parameters	Result	Qualifier*	D.L.	Units	Extracted	Analyzed	Batch
L1992980-74 PINR-EXP-2017-NP09 OVARY Sampled By: KB PS on 16-SEP-17 @ 00:01 Matrix: Tissue							
Metals							
Barium (Ba)-Total	0.012		0.010	mg/kg wwt	03-NOV-17	06-NOV-17	R3880609
Beryllium (Be)-Total	<0.010		0.010	mg/kg	03-NOV-17	06-NOV-17	R3880609
Beryllium (Be)-Total	<0.0020		0.0020	mg/kg wwt	03-NOV-17	06-NOV-17	R3880609
Bismuth (Bi)-Total	<0.010		0.010	mg/kg	03-NOV-17	06-NOV-17	R3880609
Bismuth (Bi)-Total	<0.0020		0.0020	mg/kg wwt	03-NOV-17	06-NOV-17	R3880609
Boron (B)-Total	<1.0		1.0	mg/kg	03-NOV-17	06-NOV-17	R3880609
Boron (B)-Total	<0.20		0.20	mg/kg wwt	03-NOV-17	06-NOV-17	R3880609
Cadmium (Cd)-Total	0.0617		0.0050	mg/kg	03-NOV-17	06-NOV-17	R3880609
Cadmium (Cd)-Total	0.0085		0.0010	mg/kg wwt	03-NOV-17	06-NOV-17	R3880609
Calcium (Ca)-Total	744		20	mg/kg	03-NOV-17	06-NOV-17	R3880609
Calcium (Ca)-Total	102		4.0	mg/kg wwt	03-NOV-17	06-NOV-17	R3880609
Cesium (Cs)-Total	0.0643		0.0050	mg/kg	03-NOV-17	06-NOV-17	R3880609
Cesium (Cs)-Total	0.0088		0.0010	mg/kg wwt	03-NOV-17	06-NOV-17	R3880609
Chromium (Cr)-Total	0.069		0.050	mg/kg	03-NOV-17	06-NOV-17	R3880609
Chromium (Cr)-Total	<0.010		0.010	mg/kg wwt	03-NOV-17	06-NOV-17	R3880609
Cobalt (Co)-Total	0.205		0.020	mg/kg	03-NOV-17	06-NOV-17	R3880609
Cobalt (Co)-Total	0.0282		0.0040	mg/kg wwt	03-NOV-17	06-NOV-17	R3880609
Copper (Cu)-Total	5.54		0.10	mg/kg	03-NOV-17	06-NOV-17	R3880609
Copper (Cu)-Total	0.761		0.020	mg/kg wwt	03-NOV-17	06-NOV-17	R3880609
Iron (Fe)-Total	144		3.0	mg/kg	03-NOV-17	06-NOV-17	R3880609
Iron (Fe)-Total	19.8		0.60	mg/kg wwt	03-NOV-17	06-NOV-17	R3880609
Lead (Pb)-Total	<0.020		0.020	mg/kg	03-NOV-17	06-NOV-17	R3880609
Lead (Pb)-Total	<0.0040		0.0040	mg/kg wwt	03-NOV-17	06-NOV-17	R3880609
Lithium (Li)-Total	<0.50		0.50	mg/kg	03-NOV-17	06-NOV-17	R3880609
Lithium (Li)-Total	<0.10		0.10	mg/kg wwt	03-NOV-17	06-NOV-17	R3880609
Magnesium (Mg)-Total	1320		2.0	mg/kg	03-NOV-17	06-NOV-17	R3880609
Magnesium (Mg)-Total	181		0.40	mg/kg wwt	03-NOV-17	06-NOV-17	R3880609
Manganese (Mn)-Total	95.4		0.050	mg/kg	03-NOV-17	06-NOV-17	R3880609
Manganese (Mn)-Total	13.1		0.010	mg/kg wwt	03-NOV-17	06-NOV-17	R3880609
Mercury (Hg)-Total	1.87		0.040	mg/kg	03-NOV-17	06-NOV-17	R3876874
Mercury (Hg)-Total	0.257		0.0050	mg/kg wwt	03-NOV-17	06-NOV-17	R3876868
Molybdenum (Mo)-Total	0.115		0.020	mg/kg	03-NOV-17	06-NOV-17	R3880609
Molybdenum (Mo)-Total	0.0158		0.0040	mg/kg wwt	03-NOV-17	06-NOV-17	R3880609
Nickel (Ni)-Total	<0.20		0.20	mg/kg	03-NOV-17	06-NOV-17	R3880609
Nickel (Ni)-Total	<0.040		0.040	mg/kg wwt	03-NOV-17	06-NOV-17	R3880609
Phosphorus (P)-Total	21200		10	mg/kg	03-NOV-17	06-NOV-17	R3880609
Phosphorus (P)-Total	2910		2.0	mg/kg wwt	03-NOV-17	06-NOV-17	R3880609
Potassium (K)-Total	28100		20	mg/kg	03-NOV-17	06-NOV-17	R3880609
Potassium (K)-Total	3860		4.0	mg/kg wwt	03-NOV-17	06-NOV-17	R3880609
Rubidium (Rb)-Total	46.8		0.050	mg/kg	03-NOV-17	06-NOV-17	R3880609
Rubidium (Rb)-Total	6.42		0.010	mg/kg wwt	03-NOV-17	06-NOV-17	R3880609

* Refer to Referenced Information for Qualifiers (if any) and Methodology.

ALS ENVIRONMENTAL ANALYTICAL REPORT

Sample Details/Parameters	Result	Qualifier*	D.L.	Units	Extracted	Analyzed	Batch
L1992980-74 PINR-EXP-2017-NP09 OVARY Sampled By: KB PS on 16-SEP-17 @ 00:01 Matrix: Tissue							
Metals							
Selenium (Se)-Total	3.89		0.050	mg/kg	03-NOV-17	06-NOV-17	R3880609
Selenium (Se)-Total	0.533		0.010	mg/kg wwt	03-NOV-17	06-NOV-17	R3880609
Sodium (Na)-Total	7480		20	mg/kg	03-NOV-17	06-NOV-17	R3880609
Sodium (Na)-Total	1030		4.0	mg/kg wwt	03-NOV-17	06-NOV-17	R3880609
Strontium (Sr)-Total	0.305		0.050	mg/kg	03-NOV-17	06-NOV-17	R3880609
Strontium (Sr)-Total	0.042		0.010	mg/kg wwt	03-NOV-17	06-NOV-17	R3880609
Tellurium (Te)-Total	<0.020		0.020	mg/kg	03-NOV-17	06-NOV-17	R3880609
Tellurium (Te)-Total	<0.0040		0.0040	mg/kg wwt	03-NOV-17	06-NOV-17	R3880609
Thallium (Tl)-Total	0.0186		0.0020	mg/kg	03-NOV-17	06-NOV-17	R3880609
Thallium (Tl)-Total	0.00256		0.00040	mg/kg wwt	03-NOV-17	06-NOV-17	R3880609
Tin (Sn)-Total	<0.10		0.10	mg/kg	03-NOV-17	06-NOV-17	R3880609
Tin (Sn)-Total	<0.020		0.020	mg/kg wwt	03-NOV-17	06-NOV-17	R3880609
Uranium (U)-Total	0.0021		0.0020	mg/kg	03-NOV-17	06-NOV-17	R3880609
Uranium (U)-Total	<0.00040		0.00040	mg/kg wwt	03-NOV-17	06-NOV-17	R3880609
Vanadium (V)-Total	0.19		0.10	mg/kg	03-NOV-17	06-NOV-17	R3880609
Vanadium (V)-Total	0.027		0.020	mg/kg wwt	03-NOV-17	06-NOV-17	R3880609
Zinc (Zn)-Total	521		0.50	mg/kg	03-NOV-17	06-NOV-17	R3880609
Zinc (Zn)-Total	71.4		0.10	mg/kg wwt	03-NOV-17	06-NOV-17	R3880609
Zirconium (Zr)-Total	<0.20		0.20	mg/kg	03-NOV-17	06-NOV-17	R3880609
Zirconium (Zr)-Total	<0.040		0.040	mg/kg wwt	03-NOV-17	06-NOV-17	R3880609
L1992980-75 PINR-EXP-2017-NP12 OVARY Sampled By: KB PS on 16-SEP-17 @ 00:01 Matrix: Tissue							
Physical Tests							
% Moisture	83.3		0.50	%		01-NOV-17	R3873311
Metals							
Aluminum (Al)-Total	4.5		2.0	mg/kg	03-NOV-17	06-NOV-17	R3880609
Aluminum (Al)-Total	0.75		0.40	mg/kg wwt	03-NOV-17	06-NOV-17	R3880609
Antimony (Sb)-Total	<0.010		0.010	mg/kg	03-NOV-17	06-NOV-17	R3880609
Antimony (Sb)-Total	<0.0020		0.0020	mg/kg wwt	03-NOV-17	06-NOV-17	R3880609
Arsenic (As)-Total	0.142		0.020	mg/kg	03-NOV-17	06-NOV-17	R3880609
Arsenic (As)-Total	0.0237		0.0040	mg/kg wwt	03-NOV-17	06-NOV-17	R3880609
Barium (Ba)-Total	0.208		0.050	mg/kg	03-NOV-17	06-NOV-17	R3880609
Barium (Ba)-Total	0.035		0.010	mg/kg wwt	03-NOV-17	06-NOV-17	R3880609
Beryllium (Be)-Total	<0.010		0.010	mg/kg	03-NOV-17	06-NOV-17	R3880609
Beryllium (Be)-Total	<0.0020		0.0020	mg/kg wwt	03-NOV-17	06-NOV-17	R3880609
Bismuth (Bi)-Total	<0.010		0.010	mg/kg	03-NOV-17	06-NOV-17	R3880609
Bismuth (Bi)-Total	<0.0020		0.0020	mg/kg wwt	03-NOV-17	06-NOV-17	R3880609
Boron (B)-Total	<1.0		1.0	mg/kg	03-NOV-17	06-NOV-17	R3880609
Boron (B)-Total	<0.20		0.20	mg/kg wwt	03-NOV-17	06-NOV-17	R3880609
Cadmium (Cd)-Total	0.0793		0.0050	mg/kg	03-NOV-17	06-NOV-17	R3880609
Cadmium (Cd)-Total	0.0133		0.0010	mg/kg wwt	03-NOV-17	06-NOV-17	R3880609

* Refer to Referenced Information for Qualifiers (if any) and Methodology.

ALS ENVIRONMENTAL ANALYTICAL REPORT

Sample Details/Parameters	Result	Qualifier*	D.L.	Units	Extracted	Analyzed	Batch
L1992980-75 PINR-EXP-2017-NP12 OVARY Sampled By: KB PS on 16-SEP-17 @ 00:01 Matrix: Tissue							
Metals							
Calcium (Ca)-Total	1120		20	mg/kg	03-NOV-17	06-NOV-17	R3880609
Calcium (Ca)-Total	188		4.0	mg/kg wwt	03-NOV-17	06-NOV-17	R3880609
Cesium (Cs)-Total	0.0357		0.0050	mg/kg	03-NOV-17	06-NOV-17	R3880609
Cesium (Cs)-Total	0.0060		0.0010	mg/kg wwt	03-NOV-17	06-NOV-17	R3880609
Chromium (Cr)-Total	<0.050		0.050	mg/kg	03-NOV-17	06-NOV-17	R3880609
Chromium (Cr)-Total	<0.010		0.010	mg/kg wwt	03-NOV-17	06-NOV-17	R3880609
Cobalt (Co)-Total	0.490		0.020	mg/kg	03-NOV-17	06-NOV-17	R3880609
Cobalt (Co)-Total	0.0820		0.0040	mg/kg wwt	03-NOV-17	06-NOV-17	R3880609
Copper (Cu)-Total	5.66		0.10	mg/kg	03-NOV-17	06-NOV-17	R3880609
Copper (Cu)-Total	0.948		0.020	mg/kg wwt	03-NOV-17	06-NOV-17	R3880609
Iron (Fe)-Total	282		3.0	mg/kg	03-NOV-17	06-NOV-17	R3880609
Iron (Fe)-Total	47.3		0.60	mg/kg wwt	03-NOV-17	06-NOV-17	R3880609
Lead (Pb)-Total	<0.020		0.020	mg/kg	03-NOV-17	06-NOV-17	R3880609
Lead (Pb)-Total	<0.0040		0.0040	mg/kg wwt	03-NOV-17	06-NOV-17	R3880609
Lithium (Li)-Total	<0.50		0.50	mg/kg	03-NOV-17	06-NOV-17	R3880609
Lithium (Li)-Total	<0.10		0.10	mg/kg wwt	03-NOV-17	06-NOV-17	R3880609
Magnesium (Mg)-Total	1290		2.0	mg/kg	03-NOV-17	06-NOV-17	R3880609
Magnesium (Mg)-Total	216		0.40	mg/kg wwt	03-NOV-17	06-NOV-17	R3880609
Manganese (Mn)-Total	123		0.050	mg/kg	03-NOV-17	06-NOV-17	R3880609
Manganese (Mn)-Total	20.7		0.010	mg/kg wwt	03-NOV-17	06-NOV-17	R3880609
Mercury (Hg)-Total	0.269		0.0050	mg/kg	03-NOV-17	06-NOV-17	R3876874
Mercury (Hg)-Total	0.0451		0.0010	mg/kg wwt	03-NOV-17	06-NOV-17	R3876868
Molybdenum (Mo)-Total	0.226		0.020	mg/kg	03-NOV-17	06-NOV-17	R3880609
Molybdenum (Mo)-Total	0.0378		0.0040	mg/kg wwt	03-NOV-17	06-NOV-17	R3880609
Nickel (Ni)-Total	<0.20		0.20	mg/kg	03-NOV-17	06-NOV-17	R3880609
Nickel (Ni)-Total	<0.040		0.040	mg/kg wwt	03-NOV-17	06-NOV-17	R3880609
Phosphorus (P)-Total	18400		10	mg/kg	03-NOV-17	06-NOV-17	R3880609
Phosphorus (P)-Total	3090		2.0	mg/kg wwt	03-NOV-17	06-NOV-17	R3880609
Potassium (K)-Total	22800		20	mg/kg	03-NOV-17	06-NOV-17	R3880609
Potassium (K)-Total	3820		4.0	mg/kg wwt	03-NOV-17	06-NOV-17	R3880609
Rubidium (Rb)-Total	37.1		0.050	mg/kg	03-NOV-17	06-NOV-17	R3880609
Rubidium (Rb)-Total	6.22		0.010	mg/kg wwt	03-NOV-17	06-NOV-17	R3880609
Selenium (Se)-Total	3.87		0.050	mg/kg	03-NOV-17	06-NOV-17	R3880609
Selenium (Se)-Total	0.648		0.010	mg/kg wwt	03-NOV-17	06-NOV-17	R3880609
Sodium (Na)-Total	5440		20	mg/kg	03-NOV-17	06-NOV-17	R3880609
Sodium (Na)-Total	912		4.0	mg/kg wwt	03-NOV-17	06-NOV-17	R3880609
Strontium (Sr)-Total	0.594		0.050	mg/kg	03-NOV-17	06-NOV-17	R3880609
Strontium (Sr)-Total	0.100		0.010	mg/kg wwt	03-NOV-17	06-NOV-17	R3880609
Tellurium (Te)-Total	<0.020		0.020	mg/kg	03-NOV-17	06-NOV-17	R3880609
Tellurium (Te)-Total	<0.0040		0.0040	mg/kg wwt	03-NOV-17	06-NOV-17	R3880609
Thallium (Tl)-Total	0.0258		0.0020	mg/kg	03-NOV-17	06-NOV-17	R3880609

* Refer to Referenced Information for Qualifiers (if any) and Methodology.

ALS ENVIRONMENTAL ANALYTICAL REPORT

Sample Details/Parameters	Result	Qualifier*	D.L.	Units	Extracted	Analyzed	Batch
L1992980-75 PINR-EXP-2017-NP12 OVARY Sampled By: KB PS on 16-SEP-17 @ 00:01 Matrix: Tissue							
Metals							
Thallium (Tl)-Total	0.00432		0.00040	mg/kg wwt	03-NOV-17	06-NOV-17	R3880609
Tin (Sn)-Total	<0.10		0.10	mg/kg	03-NOV-17	06-NOV-17	R3880609
Tin (Sn)-Total	<0.020		0.020	mg/kg wwt	03-NOV-17	06-NOV-17	R3880609
Uranium (U)-Total	<0.0020		0.0020	mg/kg	03-NOV-17	06-NOV-17	R3880609
Uranium (U)-Total	<0.00040		0.00040	mg/kg wwt	03-NOV-17	06-NOV-17	R3880609
Vanadium (V)-Total	0.43		0.10	mg/kg	03-NOV-17	06-NOV-17	R3880609
Vanadium (V)-Total	0.072		0.020	mg/kg wwt	03-NOV-17	06-NOV-17	R3880609
Zinc (Zn)-Total	464		0.50	mg/kg	03-NOV-17	06-NOV-17	R3880609
Zinc (Zn)-Total	77.7		0.10	mg/kg wwt	03-NOV-17	06-NOV-17	R3880609
Zirconium (Zr)-Total	<0.20		0.20	mg/kg	03-NOV-17	06-NOV-17	R3880609
Zirconium (Zr)-Total	<0.040		0.040	mg/kg wwt	03-NOV-17	06-NOV-17	R3880609
L1992980-76 PINR-EXP-2017-NP13 OVARY Sampled By: KB PS on 16-SEP-17 @ 00:01 Matrix: Tissue							
Physical Tests							
% Moisture	81.3		0.50	%		01-NOV-17	R3873311
Metals							
Aluminum (Al)-Total	3.7		2.0	mg/kg	03-NOV-17	06-NOV-17	R3880609
Aluminum (Al)-Total	0.69		0.40	mg/kg wwt	03-NOV-17	06-NOV-17	R3880609
Antimony (Sb)-Total	<0.010		0.010	mg/kg	03-NOV-17	06-NOV-17	R3880609
Antimony (Sb)-Total	<0.0020		0.0020	mg/kg wwt	03-NOV-17	06-NOV-17	R3880609
Arsenic (As)-Total	0.099		0.020	mg/kg	03-NOV-17	06-NOV-17	R3880609
Arsenic (As)-Total	0.0184		0.0040	mg/kg wwt	03-NOV-17	06-NOV-17	R3880609
Barium (Ba)-Total	0.248		0.050	mg/kg	03-NOV-17	06-NOV-17	R3880609
Barium (Ba)-Total	0.046		0.010	mg/kg wwt	03-NOV-17	06-NOV-17	R3880609
Beryllium (Be)-Total	<0.010		0.010	mg/kg	03-NOV-17	06-NOV-17	R3880609
Beryllium (Be)-Total	<0.0020		0.0020	mg/kg wwt	03-NOV-17	06-NOV-17	R3880609
Bismuth (Bi)-Total	<0.010		0.010	mg/kg	03-NOV-17	06-NOV-17	R3880609
Bismuth (Bi)-Total	<0.0020		0.0020	mg/kg wwt	03-NOV-17	06-NOV-17	R3880609
Boron (B)-Total	<1.0		1.0	mg/kg	03-NOV-17	06-NOV-17	R3880609
Boron (B)-Total	<0.20		0.20	mg/kg wwt	03-NOV-17	06-NOV-17	R3880609
Cadmium (Cd)-Total	0.0583		0.0050	mg/kg	03-NOV-17	06-NOV-17	R3880609
Cadmium (Cd)-Total	0.0109		0.0010	mg/kg wwt	03-NOV-17	06-NOV-17	R3880609
Calcium (Ca)-Total	1510		20	mg/kg	03-NOV-17	06-NOV-17	R3880609
Calcium (Ca)-Total	281		4.0	mg/kg wwt	03-NOV-17	06-NOV-17	R3880609
Cesium (Cs)-Total	0.0391		0.0050	mg/kg	03-NOV-17	06-NOV-17	R3880609
Cesium (Cs)-Total	0.0073		0.0010	mg/kg wwt	03-NOV-17	06-NOV-17	R3880609
Chromium (Cr)-Total	<0.050		0.050	mg/kg	03-NOV-17	06-NOV-17	R3880609
Chromium (Cr)-Total	<0.010		0.010	mg/kg wwt	03-NOV-17	06-NOV-17	R3880609
Cobalt (Co)-Total	0.284		0.020	mg/kg	03-NOV-17	06-NOV-17	R3880609
Cobalt (Co)-Total	0.0531		0.0040	mg/kg wwt	03-NOV-17	06-NOV-17	R3880609
Copper (Cu)-Total	6.07		0.10	mg/kg	03-NOV-17	06-NOV-17	R3880609

* Refer to Referenced Information for Qualifiers (if any) and Methodology.

ALS ENVIRONMENTAL ANALYTICAL REPORT

Sample Details/Parameters	Result	Qualifier*	D.L.	Units	Extracted	Analyzed	Batch
L1992980-76 PINR-EXP-2017-NP13 OVARY Sampled By: KB PS on 16-SEP-17 @ 00:01 Matrix: Tissue							
Metals							
Copper (Cu)-Total	1.13		0.020	mg/kg wwt	03-NOV-17	06-NOV-17	R3880609
Iron (Fe)-Total	248		3.0	mg/kg	03-NOV-17	06-NOV-17	R3880609
Iron (Fe)-Total	46.2		0.60	mg/kg wwt	03-NOV-17	06-NOV-17	R3880609
Lead (Pb)-Total	<0.020		0.020	mg/kg	03-NOV-17	06-NOV-17	R3880609
Lead (Pb)-Total	<0.0040		0.0040	mg/kg wwt	03-NOV-17	06-NOV-17	R3880609
Lithium (Li)-Total	<0.50		0.50	mg/kg	03-NOV-17	06-NOV-17	R3880609
Lithium (Li)-Total	<0.10		0.10	mg/kg wwt	03-NOV-17	06-NOV-17	R3880609
Magnesium (Mg)-Total	1260		2.0	mg/kg	03-NOV-17	06-NOV-17	R3880609
Magnesium (Mg)-Total	236		0.40	mg/kg wwt	03-NOV-17	06-NOV-17	R3880609
Manganese (Mn)-Total	159		0.050	mg/kg	03-NOV-17	06-NOV-17	R3880609
Manganese (Mn)-Total	29.7		0.010	mg/kg wwt	03-NOV-17	06-NOV-17	R3880609
Mercury (Hg)-Total	0.249		0.0050	mg/kg	03-NOV-17	06-NOV-17	R3876874
Mercury (Hg)-Total	0.0465		0.0010	mg/kg wwt	03-NOV-17	06-NOV-17	R3876868
Molybdenum (Mo)-Total	0.263		0.020	mg/kg	03-NOV-17	06-NOV-17	R3880609
Molybdenum (Mo)-Total	0.0491		0.0040	mg/kg wwt	03-NOV-17	06-NOV-17	R3880609
Nickel (Ni)-Total	<0.20		0.20	mg/kg	03-NOV-17	06-NOV-17	R3880609
Nickel (Ni)-Total	<0.040		0.040	mg/kg wwt	03-NOV-17	06-NOV-17	R3880609
Phosphorus (P)-Total	16100		10	mg/kg	03-NOV-17	06-NOV-17	R3880609
Phosphorus (P)-Total	3020		2.0	mg/kg wwt	03-NOV-17	06-NOV-17	R3880609
Potassium (K)-Total	21400		20	mg/kg	03-NOV-17	06-NOV-17	R3880609
Potassium (K)-Total	4000		4.0	mg/kg wwt	03-NOV-17	06-NOV-17	R3880609
Rubidium (Rb)-Total	29.9		0.050	mg/kg	03-NOV-17	06-NOV-17	R3880609
Rubidium (Rb)-Total	5.59		0.010	mg/kg wwt	03-NOV-17	06-NOV-17	R3880609
Selenium (Se)-Total	5.36		0.050	mg/kg	03-NOV-17	06-NOV-17	R3880609
Selenium (Se)-Total	1.00		0.010	mg/kg wwt	03-NOV-17	06-NOV-17	R3880609
Sodium (Na)-Total	3980		20	mg/kg	03-NOV-17	06-NOV-17	R3880609
Sodium (Na)-Total	743		4.0	mg/kg wwt	03-NOV-17	06-NOV-17	R3880609
Strontium (Sr)-Total	0.843		0.050	mg/kg	03-NOV-17	06-NOV-17	R3880609
Strontium (Sr)-Total	0.158		0.010	mg/kg wwt	03-NOV-17	06-NOV-17	R3880609
Tellurium (Te)-Total	<0.020		0.020	mg/kg	03-NOV-17	06-NOV-17	R3880609
Tellurium (Te)-Total	<0.0040		0.0040	mg/kg wwt	03-NOV-17	06-NOV-17	R3880609
Thallium (Tl)-Total	0.0233		0.0020	mg/kg	03-NOV-17	06-NOV-17	R3880609
Thallium (Tl)-Total	0.00436		0.00040	mg/kg wwt	03-NOV-17	06-NOV-17	R3880609
Tin (Sn)-Total	<0.10		0.10	mg/kg	03-NOV-17	06-NOV-17	R3880609
Tin (Sn)-Total	<0.020		0.020	mg/kg wwt	03-NOV-17	06-NOV-17	R3880609
Uranium (U)-Total	<0.0020		0.0020	mg/kg	03-NOV-17	06-NOV-17	R3880609
Uranium (U)-Total	<0.00040		0.00040	mg/kg wwt	03-NOV-17	06-NOV-17	R3880609
Vanadium (V)-Total	0.18		0.10	mg/kg	03-NOV-17	06-NOV-17	R3880609
Vanadium (V)-Total	0.034		0.020	mg/kg wwt	03-NOV-17	06-NOV-17	R3880609
Zinc (Zn)-Total	357		0.50	mg/kg	03-NOV-17	06-NOV-17	R3880609
Zinc (Zn)-Total	66.7		0.10	mg/kg wwt	03-NOV-17	06-NOV-17	R3880609

* Refer to Referenced Information for Qualifiers (if any) and Methodology.

ALS ENVIRONMENTAL ANALYTICAL REPORT

Sample Details/Parameters	Result	Qualifier*	D.L.	Units	Extracted	Analyzed	Batch
L1992980-76 PINR-EXP-2017-NP13 OVARY Sampled By: KB PS on 16-SEP-17 @ 00:01 Matrix: Tissue							
Metals							
Zirconium (Zr)-Total	<0.20		0.20	mg/kg	03-NOV-17	06-NOV-17	R3880609
Zirconium (Zr)-Total	<0.040		0.040	mg/kg wwt	03-NOV-17	06-NOV-17	R3880609
L1992980-77 PINR-EXP-2017-NP14 OVARY Sampled By: KB PS on 16-SEP-17 @ 00:01 Matrix: Tissue							
Physical Tests							
% Moisture	85.3		0.50	%		01-NOV-17	R3873311
Metals							
Aluminum (Al)-Total	2.2		2.0	mg/kg	03-NOV-17	06-NOV-17	R3880609
Aluminum (Al)-Total	<0.40		0.40	mg/kg wwt	03-NOV-17	06-NOV-17	R3880609
Antimony (Sb)-Total	<0.010		0.010	mg/kg	03-NOV-17	06-NOV-17	R3880609
Antimony (Sb)-Total	<0.0020		0.0020	mg/kg wwt	03-NOV-17	06-NOV-17	R3880609
Arsenic (As)-Total	0.111		0.020	mg/kg	03-NOV-17	06-NOV-17	R3880609
Arsenic (As)-Total	0.0163		0.0040	mg/kg wwt	03-NOV-17	06-NOV-17	R3880609
Barium (Ba)-Total	<0.050		0.050	mg/kg	03-NOV-17	06-NOV-17	R3880609
Barium (Ba)-Total	<0.010		0.010	mg/kg wwt	03-NOV-17	06-NOV-17	R3880609
Beryllium (Be)-Total	<0.010		0.010	mg/kg	03-NOV-17	06-NOV-17	R3880609
Beryllium (Be)-Total	<0.0020		0.0020	mg/kg wwt	03-NOV-17	06-NOV-17	R3880609
Bismuth (Bi)-Total	<0.010		0.010	mg/kg	03-NOV-17	06-NOV-17	R3880609
Bismuth (Bi)-Total	<0.0020		0.0020	mg/kg wwt	03-NOV-17	06-NOV-17	R3880609
Boron (B)-Total	<1.0		1.0	mg/kg	03-NOV-17	06-NOV-17	R3880609
Boron (B)-Total	<0.20		0.20	mg/kg wwt	03-NOV-17	06-NOV-17	R3880609
Cadmium (Cd)-Total	0.0885		0.0050	mg/kg	03-NOV-17	06-NOV-17	R3880609
Cadmium (Cd)-Total	0.0130		0.0010	mg/kg wwt	03-NOV-17	06-NOV-17	R3880609
Calcium (Ca)-Total	512		20	mg/kg	03-NOV-17	06-NOV-17	R3880609
Calcium (Ca)-Total	75.1		4.0	mg/kg wwt	03-NOV-17	06-NOV-17	R3880609
Cesium (Cs)-Total	0.0439		0.0050	mg/kg	03-NOV-17	06-NOV-17	R3880609
Cesium (Cs)-Total	0.0064		0.0010	mg/kg wwt	03-NOV-17	06-NOV-17	R3880609
Chromium (Cr)-Total	<0.050		0.050	mg/kg	03-NOV-17	06-NOV-17	R3880609
Chromium (Cr)-Total	<0.010		0.010	mg/kg wwt	03-NOV-17	06-NOV-17	R3880609
Cobalt (Co)-Total	0.353		0.020	mg/kg	03-NOV-17	06-NOV-17	R3880609
Cobalt (Co)-Total	0.0518		0.0040	mg/kg wwt	03-NOV-17	06-NOV-17	R3880609
Copper (Cu)-Total	6.22		0.10	mg/kg	03-NOV-17	06-NOV-17	R3880609
Copper (Cu)-Total	0.913		0.020	mg/kg wwt	03-NOV-17	06-NOV-17	R3880609
Iron (Fe)-Total	270		3.0	mg/kg	03-NOV-17	06-NOV-17	R3880609
Iron (Fe)-Total	39.5		0.60	mg/kg wwt	03-NOV-17	06-NOV-17	R3880609
Lead (Pb)-Total	<0.020		0.020	mg/kg	03-NOV-17	06-NOV-17	R3880609
Lead (Pb)-Total	<0.0040		0.0040	mg/kg wwt	03-NOV-17	06-NOV-17	R3880609
Lithium (Li)-Total	<0.50		0.50	mg/kg	03-NOV-17	06-NOV-17	R3880609
Lithium (Li)-Total	<0.10		0.10	mg/kg wwt	03-NOV-17	06-NOV-17	R3880609
Magnesium (Mg)-Total	1290		2.0	mg/kg	03-NOV-17	06-NOV-17	R3880609
Magnesium (Mg)-Total	188		0.40	mg/kg wwt	03-NOV-17	06-NOV-17	R3880609

* Refer to Referenced Information for Qualifiers (if any) and Methodology.

ALS ENVIRONMENTAL ANALYTICAL REPORT

Sample Details/Parameters	Result	Qualifier*	D.L.	Units	Extracted	Analyzed	Batch
L1992980-77 PINR-EXP-2017-NP14 OVARY Sampled By: KB PS on 16-SEP-17 @ 00:01 Matrix: Tissue							
Metals							
Manganese (Mn)-Total	143		0.050	mg/kg	03-NOV-17	06-NOV-17	R3880609
Manganese (Mn)-Total	20.9		0.010	mg/kg wwt	03-NOV-17	06-NOV-17	R3880609
Mercury (Hg)-Total	0.326		0.0050	mg/kg	03-NOV-17	06-NOV-17	R3876874
Mercury (Hg)-Total	0.0479		0.0010	mg/kg wwt	03-NOV-17	06-NOV-17	R3876868
Molybdenum (Mo)-Total	0.242		0.020	mg/kg	03-NOV-17	06-NOV-17	R3880609
Molybdenum (Mo)-Total	0.0354		0.0040	mg/kg wwt	03-NOV-17	06-NOV-17	R3880609
Nickel (Ni)-Total	<0.20		0.20	mg/kg	03-NOV-17	06-NOV-17	R3880609
Nickel (Ni)-Total	<0.040		0.040	mg/kg wwt	03-NOV-17	06-NOV-17	R3880609
Phosphorus (P)-Total	19200		10	mg/kg	03-NOV-17	06-NOV-17	R3880609
Phosphorus (P)-Total	2820		2.0	mg/kg wwt	03-NOV-17	06-NOV-17	R3880609
Potassium (K)-Total	25900		20	mg/kg	03-NOV-17	06-NOV-17	R3880609
Potassium (K)-Total	3790		4.0	mg/kg wwt	03-NOV-17	06-NOV-17	R3880609
Rubidium (Rb)-Total	43.6		0.050	mg/kg	03-NOV-17	06-NOV-17	R3880609
Rubidium (Rb)-Total	6.39		0.010	mg/kg wwt	03-NOV-17	06-NOV-17	R3880609
Selenium (Se)-Total	5.96		0.050	mg/kg	03-NOV-17	06-NOV-17	R3880609
Selenium (Se)-Total	0.874		0.010	mg/kg wwt	03-NOV-17	06-NOV-17	R3880609
Sodium (Na)-Total	6090		20	mg/kg	03-NOV-17	06-NOV-17	R3880609
Sodium (Na)-Total	893		4.0	mg/kg wwt	03-NOV-17	06-NOV-17	R3880609
Strontium (Sr)-Total	0.264		0.050	mg/kg	03-NOV-17	06-NOV-17	R3880609
Strontium (Sr)-Total	0.039		0.010	mg/kg wwt	03-NOV-17	06-NOV-17	R3880609
Tellurium (Te)-Total	<0.020		0.020	mg/kg	03-NOV-17	06-NOV-17	R3880609
Tellurium (Te)-Total	<0.0040		0.0040	mg/kg wwt	03-NOV-17	06-NOV-17	R3880609
Thallium (Tl)-Total	0.0316		0.0020	mg/kg	03-NOV-17	06-NOV-17	R3880609
Thallium (Tl)-Total	0.00463		0.00040	mg/kg wwt	03-NOV-17	06-NOV-17	R3880609
Tin (Sn)-Total	0.10		0.10	mg/kg	03-NOV-17	06-NOV-17	R3880609
Tin (Sn)-Total	<0.020		0.020	mg/kg wwt	03-NOV-17	06-NOV-17	R3880609
Uranium (U)-Total	<0.0020		0.0020	mg/kg	03-NOV-17	06-NOV-17	R3880609
Uranium (U)-Total	<0.00040		0.00040	mg/kg wwt	03-NOV-17	06-NOV-17	R3880609
Vanadium (V)-Total	0.25		0.10	mg/kg	03-NOV-17	06-NOV-17	R3880609
Vanadium (V)-Total	0.036		0.020	mg/kg wwt	03-NOV-17	06-NOV-17	R3880609
Zinc (Zn)-Total	439		0.50	mg/kg	03-NOV-17	06-NOV-17	R3880609
Zinc (Zn)-Total	64.3		0.10	mg/kg wwt	03-NOV-17	06-NOV-17	R3880609
Zirconium (Zr)-Total	<0.20		0.20	mg/kg	03-NOV-17	06-NOV-17	R3880609
Zirconium (Zr)-Total	<0.040		0.040	mg/kg wwt	03-NOV-17	06-NOV-17	R3880609

* Refer to Referenced Information for Qualifiers (if any) and Methodology.

Reference Information

QC Samples with Qualifiers & Comments:

QC Type Description	Parameter	Qualifier	Applies to Sample Number(s)
Duplicate	Calcium (Ca)-Total	DUP-H	L1992980-1, -10, -11, -12, -13, -14, -15, -16, -17, -18, -19, -2, -20, -21, -22, -23, -24, -3, -4, -5, -6, -7, -8, -9
Duplicate	Calcium (Ca)-Total	DUP-H	L1992980-25, -28, -29, -32, -53, -54, -55, -59, -61, -62, -63, -64, -65, -67, -68, -69, -70, -71, -72, -73, -74, -75, -76, -77
Duplicate	Manganese (Mn)-Total	DUP-H	L1992980-25, -28, -29, -32, -53, -54, -55, -59, -61, -62, -63, -64, -65, -67, -68, -69, -70, -71, -72, -73, -74, -75, -76, -77
Duplicate	Strontium (Sr)-Total	DUP-H	L1992980-1, -10, -11, -12, -13, -14, -15, -16, -17, -18, -19, -2, -20, -21, -22, -23, -24, -3, -4, -5, -6, -7, -8, -9
Duplicate	Strontium (Sr)-Total	DUP-H	L1992980-25, -28, -29, -32, -53, -54, -55, -59, -61, -62, -63, -64, -65, -67, -68, -69, -70, -71, -72, -73, -74, -75, -76, -77
Duplicate	Calcium (Ca)-Total	DUP-H	L1992980-1, -10, -11, -12, -13, -14, -15, -16, -17, -18, -19, -2, -20, -21, -22, -23, -24, -3, -4, -5, -6, -7, -8, -9
Duplicate	Calcium (Ca)-Total	DUP-H	L1992980-25, -28, -29, -32, -53, -54, -55, -59, -61, -62, -63, -64, -65, -67, -68, -69, -70, -71, -72, -73, -74, -75, -76, -77
Duplicate	Manganese (Mn)-Total	DUP-H	L1992980-25, -28, -29, -32, -53, -54, -55, -59, -61, -62, -63, -64, -65, -67, -68, -69, -70, -71, -72, -73, -74, -75, -76, -77
Duplicate	Strontium (Sr)-Total	DUP-H	L1992980-1, -10, -11, -12, -13, -14, -15, -16, -17, -18, -19, -2, -20, -21, -22, -23, -24, -3, -4, -5, -6, -7, -8, -9
Duplicate	Strontium (Sr)-Total	DUP-H	L1992980-25, -28, -29, -32, -53, -54, -55, -59, -61, -62, -63, -64, -65, -67, -68, -69, -70, -71, -72, -73, -74, -75, -76, -77

Sample Parameter Qualifier key listed:

Qualifier	Description
DUP-H	Duplicate results outside ALS DQO, due to sample heterogeneity.

Test Method References:

ALS Test Code	Matrix	Test Description	Method Reference**
HG-DRY-CVAFS-N-VA	Tissue	Mercury in Tissue by CVAFS (DRY)	EPA 200.3, EPA 245.7
This method is conducted following British Columbia Lab Manual method "Metals in Animal Tissue and Vegetation (Biota) - Prescriptive". Tissue samples are homogenized and sub-sampled prior to hotblock digestion with nitric and hydrochloric acids, in combination with addition of hydrogen peroxide. Analysis is by atomic fluorescence spectrophotometry or atomic absorption spectrophotometry, adapted from US EPA Method 245.7.			
HG-DRY-MICR-CVAF-VA	Tissue	Mercury in Tissue by CVAFS Micro	EPA 200.3, EPA 245.7
This method is adapted from US EPA Method 200.3 "Sample Procedures for Spectrochemical Determination of Total Recoverable Elements in Biological Tissues" (1996). Tissue samples are homogenized and sub-sampled prior to hotblock digestion with nitric and hydrochloric acids, in combination with repeated additions of hydrogen peroxide. Analysis is by atomic fluorescence spectrophotometry or atomic absorption spectrophotometry, adapted from US EPA Method 245.7.			
HG-WET-CVAFS-N-VA	Tissue	Mercury in Tissue by CVAFS (WET)	EPA 200.3, EPA 245.7
This method is conducted following British Columbia Lab Manual method "Metals in Animal Tissue and Vegetation (Biota) - Prescriptive". Tissue samples are homogenized and sub-sampled prior to hotblock digestion with nitric and hydrochloric acids, in combination with addition of hydrogen peroxide. Analysis is by atomic fluorescence spectrophotometry or atomic absorption spectrophotometry, adapted from US EPA Method 245.7.			
HG-WET-MICR-CVAF-VA	Tissue	Mercury in Tissue by CVAFS Micro	EPA 200.3, EPA 245.7
This method is adapted from US EPA Method 200.3 "Sample Procedures for Spectrochemical Determination of Total Recoverable Elements in Biological Tissues" (1996). Tissue samples are homogenized and sub-sampled prior to hotblock digestion with nitric and hydrochloric acids, in combination with repeated additions of hydrogen peroxide. Analysis is by atomic fluorescence spectrophotometry or atomic absorption spectrophotometry, adapted from US EPA Method 245.7.			
MET-DRY-CCMS-N-VA	Tissue	Metals in Tissue by CRC ICPMS	EPA 200.3/6020A
This method is conducted following British Columbia Lab Manual method "Metals in Animal Tissue and Vegetation (Biota) - Prescriptive". Tissue samples are homogenized and sub-sampled prior to hotblock digestion with nitric and hydrochloric acids, in combination with addition of hydrogen peroxide. Instrumental analysis is by collision cell inductively coupled plasma - mass spectrometry (modified from EPA Method 6020A).			
Method Limitation: This method employs a strong acid/peroxide digestion, and is intended to provide a conservative estimate of bio-available metals. Near complete recoveries are achieved for most toxicologically important metals, but elements associated with recalcitrant minerals may be only partially recovered.			
MET-DRY-MICR-HRMS-VA	Tissue	Metals in Tissue by HR-ICPMS Micro (DRY)	EPA 200.3/200.8
Trace metals in tissue are analyzed by high resolution inductively coupled plasma mass spectrometry (HR-ICPMS) modified from US EPA Method 200.8, (Revision 5.5). The sample preparation procedure is modified from US EPA 200.3. Analytical results are reported on dry weight basis.			

Reference Information

Method Limitation: This method employs a strong acid/peroxide digestion, and is intended to provide a conservative estimate of bio-available metals. Near complete recoveries are achieved for most toxicologically important metals, but elements associated with recalcitrant minerals may be only partially recovered.

MET-WET-CCMS-N-VA Tissue Metals in Tissue by CRC ICPMS EPA 200.3/6020A

This method is conducted following British Columbia Lab Manual method "Metals in Animal Tissue and Vegetation (Biota) - Prescriptive". Tissue samples are homogenized and sub-sampled prior to hotblock digestion with nitric and hydrochloric acids, in combination with addition of hydrogen peroxide. Instrumental analysis is by collision cell inductively coupled plasma - mass spectrometry (modified from EPA Method 6020A).

Method Limitation: This method employs a strong acid/peroxide digestion, and is intended to provide a conservative estimate of bio-available metals. Near complete recoveries are achieved for most toxicologically important metals, but elements associated with recalcitrant minerals may be only partially recovered.

MET-WET-MICR-HRMS-VA Tissue Metals in Tissue by HR-ICPMS Micro (WET) EPA 200.3/200.8

Trace metals in tissue are analyzed by high resolution inductively coupled plasma mass spectrometry (HR-ICPMS) modified from US EPA Method 200.8, (Revision 5.5). The sample preparation procedure is modified from US EPA 200.3. Analytical results are reported on wet weight basis.

Method Limitation: This method employs a strong acid/peroxide digestion, and is intended to provide a conservative estimate of bio-available metals. Near complete recoveries are achieved for most toxicologically important metals, but elements associated with recalcitrant minerals may be only partially recovered.

MOISTURE-MICR-VA Tissue Moisture in Tissue Puget Sound WQ Authority, Apr 1997

This analysis is carried out gravimetrically by drying the sample at <60 deg. C.

MOISTURE-TISS-VA Tissue % Moisture in Tissues Puget Sound WQ Authority, Apr 1997

This analysis is carried out gravimetrically by drying the sample at 105 C for a minimum of six hours.

** ALS test methods may incorporate modifications from specified reference methods to improve performance.

The last two letters of the above test code(s) indicate the laboratory that performed analytical analysis for that test. Refer to the list below:

Laboratory Definition Code	Laboratory Location
----------------------------	---------------------

VA	ALS ENVIRONMENTAL - VANCOUVER, BRITISH COLUMBIA, CANADA
----	---

Chain of Custody Numbers:

GLOSSARY OF REPORT TERMS

Surrogates are compounds that are similar in behaviour to target analyte(s), but that do not normally occur in environmental samples. For applicable tests, surrogates are added to samples prior to analysis as a check on recovery. In reports that display the D.L. column, laboratory objectives for surrogates are listed there.

mg/kg - milligrams per kilogram based on dry weight of sample

mg/kg wwt - milligrams per kilogram based on wet weight of sample

mg/kg lwt - milligrams per kilogram based on lipid weight of sample

mg/L - unit of concentration based on volume, parts per million.

< - Less than.

D.L. - The reporting limit.

N/A - Result not available. Refer to qualifier code and definition for explanation.

Test results reported relate only to the samples as received by the laboratory.

UNLESS OTHERWISE STATED, ALL SAMPLES WERE RECEIVED IN ACCEPTABLE CONDITION.

Analytical results in unsigned test reports with the DRAFT watermark are subject to change, pending final QC review.



Quality Control Report

Workorder: L1992980

Report Date: 04-DEC-17

Page 1 of 51

Client: MINNOW ENVIRONMENTAL INC.
 101-1025 Hillside Avenue
 Victoria BC V8T 2A2

Contact: Katharina Batchlear

Test	Matrix	Reference	Result	Qualifier	Units	RPD	Limit	Analyzed
HG-DRY-CVAFS-N-VA		Tissue						
Batch R3874164								
WG2653699-6	CRM	VA-NRC-DORM4						
Mercury (Hg)-Total			94.5		%		70-130	03-NOV-17
WG2653699-3	DUP	L1992980-2						
Mercury (Hg)-Total		0.958	0.932		mg/kg	2.8	40	03-NOV-17
WG2653699-4	DUP	L1992980-20						
Mercury (Hg)-Total		2.12	2.02		mg/kg	4.7	40	03-NOV-17
WG2653699-7	LCS							
Mercury (Hg)-Total			87.3		%		70-130	03-NOV-17
WG2653699-8	LCS							
Mercury (Hg)-Total			88.0		%		70-130	03-NOV-17
WG2653699-1	MB							
Mercury (Hg)-Total			<0.0050		mg/kg		0.005	03-NOV-17
WG2653699-2	MB							
Mercury (Hg)-Total			<0.0050		mg/kg		0.005	03-NOV-17
Batch R3876874								
WG2654637-3	CRM	VA-NRC-DORM4						
Mercury (Hg)-Total			112.9		%		70-130	06-NOV-17
WG2655760-3	CRM	VA-NRC-DORM4						
Mercury (Hg)-Total			109.3		%		70-130	06-NOV-17
WG2655760-4	CRM	VA-NRC-DORM4						
Mercury (Hg)-Total			122.5		%		70-130	06-NOV-17
WG2654637-2	DUP	L1992980-36						
Mercury (Hg)-Total		0.448	0.391		mg/kg	13	40	06-NOV-17
WG2655760-2	DUP	L1992980-53						
Mercury (Hg)-Total		1.89	1.93		mg/kg	2.1	40	06-NOV-17
WG2655760-8	DUP	L1992980-64						
Mercury (Hg)-Total		5.58	5.65		mg/kg	1.3	40	06-NOV-17
WG2654637-4	LCS							
Mercury (Hg)-Total			113.7		%		70-130	06-NOV-17
WG2655760-5	LCS							
Mercury (Hg)-Total			114.4		%		70-130	06-NOV-17
WG2655760-6	LCS							
Mercury (Hg)-Total			109.9		%		70-130	06-NOV-17
WG2654637-1	MB							
Mercury (Hg)-Total			<0.0050		mg/kg		0.005	06-NOV-17
WG2655760-1	MB							
Mercury (Hg)-Total			<0.0050		mg/kg		0.005	06-NOV-17
WG2655760-7	MB							
Mercury (Hg)-Total			<0.0050		mg/kg		0.005	06-NOV-17



Quality Control Report

Workorder: L1992980

Report Date: 04-DEC-17

Page 3 of 51

Test	Matrix	Reference	Result	Qualifier	Units	RPD	Limit	Analyzed
HG-WET-CVAFS-N-VA		Tissue						
Batch	R3876868							
WG2654637-4	LCS							
Mercury (Hg)-Total			113.7		%		70-130	06-NOV-17
WG2655760-5	LCS							
Mercury (Hg)-Total			114.4		%		70-130	06-NOV-17
WG2655760-6	LCS							
Mercury (Hg)-Total			109.9		%		70-130	06-NOV-17
WG2654637-1	MB							
Mercury (Hg)-Total			<0.0010		mg/kg wwt		0.001	06-NOV-17
WG2655760-1	MB							
Mercury (Hg)-Total			<0.0010		mg/kg wwt		0.001	06-NOV-17
WG2655760-7	MB							
Mercury (Hg)-Total			<0.0010		mg/kg wwt		0.001	06-NOV-17
HG-WET-MICR-CVAF-VA		Tissue						
Batch	R3874162							
WG2650580-3	CRM	VA-NRC-DORM4						
Mercury (Hg)-Total			91.3		%		70-130	03-NOV-17
WG2650580-2	DUP	L1992980-57						
Mercury (Hg)-Total		0.185	0.173		mg/kg wwt	6.5	40	03-NOV-17
WG2650580-4	LCS							
Mercury (Hg)-Total			90.9		%		70-130	03-NOV-17
WG2650580-1	MB							
Mercury (Hg)-Total			<0.0010		mg/kg wwt		0.001	03-NOV-17
MET-DRY-CCMS-N-VA		Tissue						
Batch	R3873117							
WG2653699-3	DUP	L1992980-2						
Aluminum (Al)-Total		3.7	4.5		mg/kg	19	40	02-NOV-17
Antimony (Sb)-Total		<0.010	<0.010	RPD-NA	mg/kg	N/A	40	02-NOV-17
Arsenic (As)-Total		0.155	0.148		mg/kg	4.4	40	02-NOV-17
Barium (Ba)-Total		0.139	0.198		mg/kg	35	40	02-NOV-17
Beryllium (Be)-Total		<0.010	<0.010	RPD-NA	mg/kg	N/A	40	02-NOV-17
Bismuth (Bi)-Total		<0.010	<0.010	RPD-NA	mg/kg	N/A	40	02-NOV-17
Boron (B)-Total		<1.0	<1.0	RPD-NA	mg/kg	N/A	40	02-NOV-17
Cadmium (Cd)-Total		<0.0050	<0.0050	RPD-NA	mg/kg	N/A	40	02-NOV-17
Calcium (Ca)-Total		1650	4130	DUP-H	mg/kg	86	60	02-NOV-17
Cesium (Cs)-Total		0.0440	0.0449		mg/kg	2.0	40	02-NOV-17
Chromium (Cr)-Total		0.056	0.064		mg/kg	12	40	02-NOV-17
Cobalt (Co)-Total		<0.020	<0.020	RPD-NA	mg/kg	N/A	40	02-NOV-17



Quality Control Report

Workorder: L1992980

Report Date: 04-DEC-17

Page 4 of 51

Test	Matrix	Reference	Result	Qualifier	Units	RPD	Limit	Analyzed
MET-DRY-CCMS-N-VA								
	Tissue							
Batch	R3873117							
WG2653699-3	DUP	L1992980-2						
Copper (Cu)-Total		0.60	0.61		mg/kg	1.5	40	02-NOV-17
Iron (Fe)-Total		8.6	8.7		mg/kg	0.9	40	02-NOV-17
Lead (Pb)-Total		0.020	0.021		mg/kg	3.6	40	02-NOV-17
Lithium (Li)-Total		<0.50	<0.50	RPD-NA	mg/kg	N/A	40	02-NOV-17
Magnesium (Mg)-Total		1470	1580		mg/kg	7.3	40	02-NOV-17
Manganese (Mn)-Total		0.660	0.891		mg/kg	30	40	02-NOV-17
Molybdenum (Mo)-Total		<0.020	<0.020	RPD-NA	mg/kg	N/A	40	02-NOV-17
Nickel (Ni)-Total		<0.20	<0.20	RPD-NA	mg/kg	N/A	40	02-NOV-17
Phosphorus (P)-Total		11300	12700		mg/kg	12	40	02-NOV-17
Potassium (K)-Total		22000	23000		mg/kg	4.5	40	02-NOV-17
Rubidium (Rb)-Total		47.0	48.5		mg/kg	3.1	40	02-NOV-17
Selenium (Se)-Total		0.974	0.974		mg/kg	0.1	40	02-NOV-17
Sodium (Na)-Total		1110	1150		mg/kg	3.1	40	02-NOV-17
Strontium (Sr)-Total		0.554	1.46	DUP-H	mg/kg	90	60	02-NOV-17
Tellurium (Te)-Total		<0.020	<0.020	RPD-NA	mg/kg	N/A	40	02-NOV-17
Thallium (Tl)-Total		0.0135	0.0126		mg/kg	6.5	40	02-NOV-17
Tin (Sn)-Total		<0.10	<0.10	RPD-NA	mg/kg	N/A	40	02-NOV-17
Uranium (U)-Total		<0.0020	<0.0020	RPD-NA	mg/kg	N/A	40	02-NOV-17
Vanadium (V)-Total		<0.10	<0.10	RPD-NA	mg/kg	N/A	40	02-NOV-17
Zinc (Zn)-Total		13.6	13.7		mg/kg	0.8	40	02-NOV-17
Zirconium (Zr)-Total		<0.20	<0.20	RPD-NA	mg/kg	N/A	40	02-NOV-17
WG2653699-1								
	MB							
Aluminum (Al)-Total			<2.0		mg/kg		2	02-NOV-17
Antimony (Sb)-Total			<0.010		mg/kg		0.01	02-NOV-17
Arsenic (As)-Total			<0.020		mg/kg		0.02	02-NOV-17
Barium (Ba)-Total			<0.050		mg/kg		0.05	02-NOV-17
Beryllium (Be)-Total			<0.010		mg/kg		0.01	02-NOV-17
Bismuth (Bi)-Total			<0.010		mg/kg		0.01	02-NOV-17
Boron (B)-Total			<1.0		mg/kg		1	02-NOV-17
Cadmium (Cd)-Total			<0.0050		mg/kg		0.005	02-NOV-17
Calcium (Ca)-Total			<20		mg/kg		20	02-NOV-17
Cesium (Cs)-Total			<0.0050		mg/kg		0.005	02-NOV-17
Chromium (Cr)-Total			<0.050		mg/kg		0.05	02-NOV-17
Cobalt (Co)-Total			<0.020		mg/kg		0.02	02-NOV-17



Quality Control Report

Workorder: L1992980

Report Date: 04-DEC-17

Page 5 of 51

Test	Matrix	Reference	Result	Qualifier	Units	RPD	Limit	Analyzed
MET-DRY-CCMS-N-VA	Tissue							
Batch	R3873117							
WG2653699-1 MB								
Copper (Cu)-Total			<0.10		mg/kg		0.1	02-NOV-17
Iron (Fe)-Total			<3.0		mg/kg		3	02-NOV-17
Lead (Pb)-Total			<0.020		mg/kg		0.02	02-NOV-17
Lithium (Li)-Total			<0.50		mg/kg		0.5	02-NOV-17
Magnesium (Mg)-Total			<2.0		mg/kg		2	02-NOV-17
Manganese (Mn)-Total			<0.050		mg/kg		0.05	02-NOV-17
Molybdenum (Mo)-Total			<0.020		mg/kg		0.02	02-NOV-17
Nickel (Ni)-Total			<0.20		mg/kg		0.2	02-NOV-17
Phosphorus (P)-Total			<10		mg/kg		10	02-NOV-17
Potassium (K)-Total			<20		mg/kg		20	02-NOV-17
Rubidium (Rb)-Total			<0.050		mg/kg		0.05	02-NOV-17
Selenium (Se)-Total			<0.050		mg/kg		0.05	02-NOV-17
Sodium (Na)-Total			<20		mg/kg		20	02-NOV-17
Strontium (Sr)-Total			<0.050		mg/kg		0.05	02-NOV-17
Tellurium (Te)-Total			<0.020		mg/kg		0.02	02-NOV-17
Thallium (Tl)-Total			<0.0020		mg/kg		0.002	02-NOV-17
Tin (Sn)-Total			<0.10		mg/kg		0.1	02-NOV-17
Uranium (U)-Total			<0.0020		mg/kg		0.002	02-NOV-17
Vanadium (V)-Total			<0.10		mg/kg		0.1	02-NOV-17
Zinc (Zn)-Total			<0.50		mg/kg		0.5	02-NOV-17
Zirconium (Zr)-Total			<0.20		mg/kg		0.2	02-NOV-17
WG2653699-2 MB								
Aluminum (Al)-Total			<2.0		mg/kg		2	02-NOV-17
Antimony (Sb)-Total			<0.010		mg/kg		0.01	02-NOV-17
Arsenic (As)-Total			<0.020		mg/kg		0.02	02-NOV-17
Barium (Ba)-Total			<0.050		mg/kg		0.05	02-NOV-17
Beryllium (Be)-Total			<0.010		mg/kg		0.01	02-NOV-17
Bismuth (Bi)-Total			<0.010		mg/kg		0.01	02-NOV-17
Boron (B)-Total			<1.0		mg/kg		1	02-NOV-17
Cadmium (Cd)-Total			<0.0050		mg/kg		0.005	02-NOV-17
Calcium (Ca)-Total			<20		mg/kg		20	02-NOV-17
Cesium (Cs)-Total			<0.0050		mg/kg		0.005	02-NOV-17
Chromium (Cr)-Total			<0.050		mg/kg		0.05	02-NOV-17
Cobalt (Co)-Total			<0.020		mg/kg		0.02	02-NOV-17



Quality Control Report

Workorder: L1992980

Report Date: 04-DEC-17

Page 6 of 51

Test	Matrix	Reference	Result	Qualifier	Units	RPD	Limit	Analyzed
MET-DRY-CCMS-N-VA								
	Tissue							
Batch	R3873117							
WG2653699-2	MB							
Copper (Cu)-Total			<0.10		mg/kg		0.1	02-NOV-17
Iron (Fe)-Total			<3.0		mg/kg		3	02-NOV-17
Lead (Pb)-Total			<0.020		mg/kg		0.02	02-NOV-17
Lithium (Li)-Total			<0.50		mg/kg		0.5	02-NOV-17
Magnesium (Mg)-Total			<2.0		mg/kg		2	02-NOV-17
Manganese (Mn)-Total			<0.050		mg/kg		0.05	02-NOV-17
Molybdenum (Mo)-Total			<0.020		mg/kg		0.02	02-NOV-17
Nickel (Ni)-Total			<0.20		mg/kg		0.2	02-NOV-17
Phosphorus (P)-Total			<10		mg/kg		10	02-NOV-17
Potassium (K)-Total			<20		mg/kg		20	02-NOV-17
Rubidium (Rb)-Total			<0.050		mg/kg		0.05	02-NOV-17
Selenium (Se)-Total			<0.050		mg/kg		0.05	02-NOV-17
Sodium (Na)-Total			<20		mg/kg		20	02-NOV-17
Strontium (Sr)-Total			<0.050		mg/kg		0.05	02-NOV-17
Tellurium (Te)-Total			<0.020		mg/kg		0.02	02-NOV-17
Thallium (Tl)-Total			<0.0020		mg/kg		0.002	02-NOV-17
Tin (Sn)-Total			<0.10		mg/kg		0.1	02-NOV-17
Uranium (U)-Total			<0.0020		mg/kg		0.002	02-NOV-17
Vanadium (V)-Total			<0.10		mg/kg		0.1	02-NOV-17
Zinc (Zn)-Total			<0.50		mg/kg		0.5	02-NOV-17
Zirconium (Zr)-Total			<0.20		mg/kg		0.2	02-NOV-17
Batch	R3873992							
WG2653699-5	CRM	VA-NRC-DORM4						
Aluminum (Al)-Total			99.9		%		70-130	02-NOV-17
Arsenic (As)-Total			100.5		%		70-130	02-NOV-17
Barium (Ba)-Total			98.3		%		70-130	02-NOV-17
Beryllium (Be)-Total			0.018		mg/kg		0.005-0.025	02-NOV-17
Bismuth (Bi)-Total			0.010		mg/kg		0.002-0.022	02-NOV-17
Boron (B)-Total			91.8		%		70-130	02-NOV-17
Cadmium (Cd)-Total			102.6		%		70-130	02-NOV-17
Calcium (Ca)-Total			95.1		%		70-130	02-NOV-17
Cesium (Cs)-Total			90.5		%		70-130	02-NOV-17
Chromium (Cr)-Total			98.8		%		70-130	02-NOV-17
Cobalt (Co)-Total			101.6		%		70-130	02-NOV-17



Quality Control Report

Workorder: L1992980

Report Date: 04-DEC-17

Page 7 of 51

Test	Matrix	Reference	Result	Qualifier	Units	RPD	Limit	Analyzed
MET-DRY-CCMS-N-VA	Tissue							
Batch	R3873992							
WG2653699-5 CRM		VA-NRC-DORM4						
Copper (Cu)-Total			99.9		%		70-130	02-NOV-17
Iron (Fe)-Total			102.8		%		70-130	02-NOV-17
Lead (Pb)-Total			99.9		%		70-130	02-NOV-17
Lithium (Li)-Total			0.99		mg/kg		0.71-1.71	02-NOV-17
Magnesium (Mg)-Total			99.6		%		70-130	02-NOV-17
Manganese (Mn)-Total			99.0		%		70-130	02-NOV-17
Molybdenum (Mo)-Total			89.7		%		70-130	02-NOV-17
Nickel (Ni)-Total			98.2		%		70-130	02-NOV-17
Phosphorus (P)-Total			101.7		%		70-130	02-NOV-17
Potassium (K)-Total			102.5		%		70-130	02-NOV-17
Rubidium (Rb)-Total			106.9		%		70-130	02-NOV-17
Selenium (Se)-Total			107.1		%		70-130	02-NOV-17
Sodium (Na)-Total			102.5		%		70-130	02-NOV-17
Strontium (Sr)-Total			89.5		%		70-130	02-NOV-17
Thallium (Tl)-Total			100.5		%		70-130	02-NOV-17
Uranium (U)-Total			93.9		%		70-130	02-NOV-17
Vanadium (V)-Total			94.9		%		70-130	02-NOV-17
Zinc (Zn)-Total			99.1		%		70-130	02-NOV-17
Zirconium (Zr)-Total			0.21		mg/kg		0.05-0.45	02-NOV-17
WG2653699-6 CRM		VA-NRC-DORM4						
Aluminum (Al)-Total			98.7		%		70-130	02-NOV-17
Arsenic (As)-Total			97.8		%		70-130	02-NOV-17
Barium (Ba)-Total			93.0		%		70-130	02-NOV-17
Beryllium (Be)-Total			0.014		mg/kg		0.005-0.025	02-NOV-17
Bismuth (Bi)-Total			0.011		mg/kg		0.002-0.022	02-NOV-17
Boron (B)-Total			87.0		%		70-130	02-NOV-17
Cadmium (Cd)-Total			100.5		%		70-130	02-NOV-17
Calcium (Ca)-Total			91.2		%		70-130	02-NOV-17
Cesium (Cs)-Total			79.3		%		70-130	02-NOV-17
Chromium (Cr)-Total			108.9		%		70-130	02-NOV-17
Cobalt (Co)-Total			98.3		%		70-130	02-NOV-17
Copper (Cu)-Total			96.3		%		70-130	02-NOV-17
Iron (Fe)-Total			101.4		%		70-130	02-NOV-17
Lead (Pb)-Total			90.7		%		70-130	02-NOV-17



Quality Control Report

Workorder: L1992980

Report Date: 04-DEC-17

Page 8 of 51

Test	Matrix	Reference	Result	Qualifier	Units	RPD	Limit	Analyzed
MET-DRY-CCMS-N-VA		Tissue						
Batch	R3873992							
WG2653699-6	CRM	VA-NRC-DORM4						
Lithium (Li)-Total			0.80		mg/kg		0.71-1.71	02-NOV-17
Magnesium (Mg)-Total			100.0		%		70-130	02-NOV-17
Manganese (Mn)-Total			99.0		%		70-130	02-NOV-17
Molybdenum (Mo)-Total			79.0		%		70-130	02-NOV-17
Nickel (Ni)-Total			97.1		%		70-130	02-NOV-17
Phosphorus (P)-Total			94.8		%		70-130	02-NOV-17
Potassium (K)-Total			104.1		%		70-130	02-NOV-17
Rubidium (Rb)-Total			97.5		%		70-130	02-NOV-17
Selenium (Se)-Total			100.3		%		70-130	02-NOV-17
Sodium (Na)-Total			104.5		%		70-130	02-NOV-17
Strontium (Sr)-Total			77.7		%		70-130	02-NOV-17
Thallium (Tl)-Total			95.4		%		70-130	02-NOV-17
Uranium (U)-Total			90.5		%		70-130	02-NOV-17
Vanadium (V)-Total			92.2		%		70-130	02-NOV-17
Zinc (Zn)-Total			98.4		%		70-130	02-NOV-17
Zirconium (Zr)-Total			0.20		mg/kg		0.05-0.45	02-NOV-17
WG2653699-4	DUP	L1992980-20						
Aluminum (Al)-Total		5.5	4.6		mg/kg	17	40	02-NOV-17
Antimony (Sb)-Total		<0.010	<0.010	RPD-NA	mg/kg	N/A	40	02-NOV-17
Arsenic (As)-Total		0.111	0.098		mg/kg	12	40	02-NOV-17
Barium (Ba)-Total		0.081	0.073		mg/kg	10	40	02-NOV-17
Beryllium (Be)-Total		<0.010	<0.010	RPD-NA	mg/kg	N/A	40	02-NOV-17
Bismuth (Bi)-Total		0.011	0.011		mg/kg	0.3	40	02-NOV-17
Boron (B)-Total		<1.0	<1.0	RPD-NA	mg/kg	N/A	40	02-NOV-17
Cadmium (Cd)-Total		0.581	0.566		mg/kg	2.7	40	02-NOV-17
Calcium (Ca)-Total		370	427		mg/kg	15	60	02-NOV-17
Cesium (Cs)-Total		0.0302	0.0293		mg/kg	3.2	40	02-NOV-17
Chromium (Cr)-Total		0.213	0.241		mg/kg	13	40	02-NOV-17
Cobalt (Co)-Total		0.979	0.942		mg/kg	3.9	40	02-NOV-17
Copper (Cu)-Total		6.36	6.33		mg/kg	0.5	40	02-NOV-17
Iron (Fe)-Total		368	363		mg/kg	1.4	40	02-NOV-17
Lead (Pb)-Total		0.035	0.031		mg/kg	11	40	02-NOV-17
Lithium (Li)-Total		<0.50	<0.50	RPD-NA	mg/kg	N/A	40	02-NOV-17
Magnesium (Mg)-Total		845	839		mg/kg	0.7	40	02-NOV-17



Quality Control Report

Workorder: L1992980

Report Date: 04-DEC-17

Page 9 of 51

Test	Matrix	Reference	Result	Qualifier	Units	RPD	Limit	Analyzed
MET-DRY-CCMS-N-VA Tissue								
Batch	R3873992							
WG2653699-4 DUP		L1992980-20						
Manganese (Mn)-Total		6.96	6.77		mg/kg	2.8	40	02-NOV-17
Molybdenum (Mo)-Total		0.458	0.465		mg/kg	1.5	40	02-NOV-17
Nickel (Ni)-Total		<0.20	<0.20	RPD-NA	mg/kg	N/A	40	02-NOV-17
Phosphorus (P)-Total		14500	14200		mg/kg	2.2	40	02-NOV-17
Potassium (K)-Total		13600	14000		mg/kg	2.7	40	02-NOV-17
Rubidium (Rb)-Total		42.9	43.6		mg/kg	1.7	40	02-NOV-17
Selenium (Se)-Total		4.13	4.04		mg/kg	2.3	40	02-NOV-17
Sodium (Na)-Total		6170	6110		mg/kg	0.9	40	02-NOV-17
Strontium (Sr)-Total		0.187	0.210		mg/kg	12	60	02-NOV-17
Tellurium (Te)-Total		<0.020	0.021	RPD-NA	mg/kg	N/A	40	02-NOV-17
Thallium (Tl)-Total		0.0328	0.0328		mg/kg	0.2	40	02-NOV-17
Tin (Sn)-Total		<0.10	<0.10	RPD-NA	mg/kg	N/A	40	02-NOV-17
Uranium (U)-Total		0.0039	0.0041		mg/kg	5.6	40	02-NOV-17
Vanadium (V)-Total		0.21	0.19		mg/kg	10	40	02-NOV-17
Zinc (Zn)-Total		84.7	84.1		mg/kg	0.6	40	02-NOV-17
Zirconium (Zr)-Total		<0.20	<0.20	RPD-NA	mg/kg	N/A	40	02-NOV-17
WG2653699-7 LCS								
Aluminum (Al)-Total			97.2		%		70-130	02-NOV-17
Antimony (Sb)-Total			99.8		%		70-130	02-NOV-17
Arsenic (As)-Total			95.5		%		70-130	02-NOV-17
Barium (Ba)-Total			92.8		%		70-130	02-NOV-17
Beryllium (Be)-Total			95.7		%		70-130	02-NOV-17
Bismuth (Bi)-Total			96.7		%		70-130	02-NOV-17
Boron (B)-Total			87.9		%		70-130	02-NOV-17
Cadmium (Cd)-Total			95.4		%		70-130	02-NOV-17
Calcium (Ca)-Total			92.7		%		70-130	02-NOV-17
Cesium (Cs)-Total			87.9		%		70-130	02-NOV-17
Chromium (Cr)-Total			96.2		%		70-130	02-NOV-17
Cobalt (Co)-Total			95.2		%		70-130	02-NOV-17
Copper (Cu)-Total			95.0		%		70-130	02-NOV-17
Iron (Fe)-Total			89.0		%		70-130	02-NOV-17
Lead (Pb)-Total			91.9		%		70-130	02-NOV-17
Lithium (Li)-Total			93.6		%		70-130	02-NOV-17
Magnesium (Mg)-Total			94.9		%		70-130	02-NOV-17



Quality Control Report

Workorder: L1992980

Report Date: 04-DEC-17

Page 10 of 51

Test	Matrix	Reference	Result	Qualifier	Units	RPD	Limit	Analyzed
MET-DRY-CCMS-N-VA	Tissue							
Batch	R3873992							
WG2653699-7	LCS							
Manganese (Mn)-Total			98.7		%		70-130	02-NOV-17
Molybdenum (Mo)-Total			90.7		%		70-130	02-NOV-17
Nickel (Ni)-Total			94.7		%		70-130	02-NOV-17
Potassium (K)-Total			94.6		%		70-130	02-NOV-17
Rubidium (Rb)-Total			100.2		%		70-130	02-NOV-17
Selenium (Se)-Total			91.0		%		70-130	02-NOV-17
Sodium (Na)-Total			98.1		%		70-130	02-NOV-17
Strontium (Sr)-Total			95.0		%		70-130	02-NOV-17
Tellurium (Te)-Total			92.5		%		70-130	02-NOV-17
Thallium (Tl)-Total			95.1		%		70-130	02-NOV-17
Tin (Sn)-Total			88.7		%		70-130	02-NOV-17
Uranium (U)-Total			96.9		%		70-130	02-NOV-17
Vanadium (V)-Total			96.2		%		70-130	02-NOV-17
Zinc (Zn)-Total			88.5		%		70-130	02-NOV-17
Zirconium (Zr)-Total			89.5		%		70-130	02-NOV-17
WG2653699-8	LCS							
Aluminum (Al)-Total			106.7		%		70-130	02-NOV-17
Antimony (Sb)-Total			105.7		%		70-130	02-NOV-17
Arsenic (As)-Total			103.4		%		70-130	02-NOV-17
Barium (Ba)-Total			102.1		%		70-130	02-NOV-17
Beryllium (Be)-Total			100.5		%		70-130	02-NOV-17
Bismuth (Bi)-Total			100.4		%		70-130	02-NOV-17
Boron (B)-Total			93.6		%		70-130	02-NOV-17
Cadmium (Cd)-Total			102.1		%		70-130	02-NOV-17
Calcium (Ca)-Total			97.7		%		70-130	02-NOV-17
Cesium (Cs)-Total			93.4		%		70-130	02-NOV-17
Chromium (Cr)-Total			103.9		%		70-130	02-NOV-17
Cobalt (Co)-Total			102.9		%		70-130	02-NOV-17
Copper (Cu)-Total			102.4		%		70-130	02-NOV-17
Iron (Fe)-Total			98.0		%		70-130	02-NOV-17
Lead (Pb)-Total			97.6		%		70-130	02-NOV-17
Lithium (Li)-Total			98.1		%		70-130	02-NOV-17
Magnesium (Mg)-Total			102.2		%		70-130	02-NOV-17
Manganese (Mn)-Total			104.2		%		70-130	02-NOV-17



Quality Control Report

Workorder: L1992980

Report Date: 04-DEC-17

Page 11 of 51

Test	Matrix	Reference	Result	Qualifier	Units	RPD	Limit	Analyzed
MET-DRY-CCMS-N-VA								
	Tissue							
Batch	R3873992							
WG2653699-8	LCS							
Molybdenum (Mo)-Total			96.0		%		70-130	02-NOV-17
Nickel (Ni)-Total			101.5		%		70-130	02-NOV-17
Potassium (K)-Total			104.3		%		70-130	02-NOV-17
Rubidium (Rb)-Total			105.0		%		70-130	02-NOV-17
Selenium (Se)-Total			100.4		%		70-130	02-NOV-17
Sodium (Na)-Total			107.9		%		70-130	02-NOV-17
Strontium (Sr)-Total			98.9		%		70-130	02-NOV-17
Tellurium (Te)-Total			97.6		%		70-130	02-NOV-17
Thallium (Tl)-Total			99.2		%		70-130	02-NOV-17
Tin (Sn)-Total			97.9		%		70-130	02-NOV-17
Uranium (U)-Total			101.4		%		70-130	02-NOV-17
Vanadium (V)-Total			104.6		%		70-130	02-NOV-17
Zinc (Zn)-Total			92.8		%		70-130	02-NOV-17
Zirconium (Zr)-Total			96.8		%		70-130	02-NOV-17
Batch	R3880609							
WG2654637-3	CRM	VA-NRC-DORM4						
Aluminum (Al)-Total			106.3		%		70-130	06-NOV-17
Arsenic (As)-Total			104.9		%		70-130	06-NOV-17
Barium (Ba)-Total			113.1		%		70-130	06-NOV-17
Beryllium (Be)-Total			0.018		mg/kg		0.005-0.025	06-NOV-17
Bismuth (Bi)-Total			0.011		mg/kg		0.002-0.022	06-NOV-17
Boron (B)-Total			104.4		%		70-130	06-NOV-17
Cadmium (Cd)-Total			106.8		%		70-130	06-NOV-17
Calcium (Ca)-Total			103.8		%		70-130	06-NOV-17
Cesium (Cs)-Total			105.0		%		70-130	06-NOV-17
Chromium (Cr)-Total			105.8		%		70-130	06-NOV-17
Cobalt (Co)-Total			109.2		%		70-130	06-NOV-17
Copper (Cu)-Total			104.3		%		70-130	06-NOV-17
Iron (Fe)-Total			112.2		%		70-130	06-NOV-17
Lead (Pb)-Total			108.6		%		70-130	06-NOV-17
Lithium (Li)-Total			1.16		mg/kg		0.71-1.71	06-NOV-17
Magnesium (Mg)-Total			106.8		%		70-130	06-NOV-17
Manganese (Mn)-Total			107.5		%		70-130	06-NOV-17
Molybdenum (Mo)-Total			103.3		%		70-130	06-NOV-17



Quality Control Report

Workorder: L1992980

Report Date: 04-DEC-17

Page 12 of 51

Test	Matrix	Reference	Result	Qualifier	Units	RPD	Limit	Analyzed
MET-DRY-CCMS-N-VA	Tissue							
Batch	R3880609							
WG2654637-3 CRM		VA-NRC-DORM4						
Nickel (Ni)-Total			98.1		%		70-130	06-NOV-17
Phosphorus (P)-Total			108.5		%		70-130	06-NOV-17
Potassium (K)-Total			111.9		%		70-130	06-NOV-17
Rubidium (Rb)-Total			111.2		%		70-130	06-NOV-17
Selenium (Se)-Total			112.3		%		70-130	06-NOV-17
Sodium (Na)-Total			108.6		%		70-130	06-NOV-17
Strontium (Sr)-Total			96.6		%		70-130	06-NOV-17
Thallium (Tl)-Total			113.5		%		70-130	06-NOV-17
Uranium (U)-Total			106.2		%		70-130	06-NOV-17
Vanadium (V)-Total			103.5		%		70-130	06-NOV-17
Zinc (Zn)-Total			109.1		%		70-130	06-NOV-17
Zirconium (Zr)-Total			0.24		mg/kg		0.05-0.45	06-NOV-17
WG2655760-3 CRM		VA-NRC-DORM4						
Aluminum (Al)-Total			100.4		%		70-130	06-NOV-17
Arsenic (As)-Total			100.1		%		70-130	06-NOV-17
Barium (Ba)-Total			105.9		%		70-130	06-NOV-17
Beryllium (Be)-Total			0.015		mg/kg		0.005-0.025	06-NOV-17
Bismuth (Bi)-Total			0.011		mg/kg		0.002-0.022	06-NOV-17
Boron (B)-Total			97.2		%		70-130	06-NOV-17
Cadmium (Cd)-Total			102.5		%		70-130	06-NOV-17
Calcium (Ca)-Total			98.9		%		70-130	06-NOV-17
Cesium (Cs)-Total			94.6		%		70-130	06-NOV-17
Chromium (Cr)-Total			98.7		%		70-130	06-NOV-17
Cobalt (Co)-Total			100.4		%		70-130	06-NOV-17
Copper (Cu)-Total			97.4		%		70-130	06-NOV-17
Iron (Fe)-Total			101.9		%		70-130	06-NOV-17
Lead (Pb)-Total			103.4		%		70-130	06-NOV-17
Lithium (Li)-Total			1.08		mg/kg		0.71-1.71	06-NOV-17
Magnesium (Mg)-Total			98.8		%		70-130	06-NOV-17
Manganese (Mn)-Total			97.2		%		70-130	06-NOV-17
Molybdenum (Mo)-Total			94.2		%		70-130	06-NOV-17
Nickel (Ni)-Total			93.4		%		70-130	06-NOV-17
Phosphorus (P)-Total			103.6		%		70-130	06-NOV-17
Potassium (K)-Total			104.5		%		70-130	06-NOV-17



Quality Control Report

Workorder: L1992980

Report Date: 04-DEC-17

Page 13 of 51

Test	Matrix	Reference	Result	Qualifier	Units	RPD	Limit	Analyzed
MET-DRY-CCMS-N-VA	Tissue							
Batch	R3880609							
WG2655760-3 CRM		VA-NRC-DORM4						
Rubidium (Rb)-Total			105.8		%		70-130	06-NOV-17
Selenium (Se)-Total			105.9		%		70-130	06-NOV-17
Sodium (Na)-Total			102.0		%		70-130	06-NOV-17
Strontium (Sr)-Total			92.7		%		70-130	06-NOV-17
Thallium (Tl)-Total			103.1		%		70-130	06-NOV-17
Uranium (U)-Total			92.9		%		70-130	06-NOV-17
Vanadium (V)-Total			99.1		%		70-130	06-NOV-17
Zinc (Zn)-Total			107.5		%		70-130	06-NOV-17
Zirconium (Zr)-Total			0.24		mg/kg		0.05-0.45	06-NOV-17
WG2655760-4 CRM		VA-NRC-DORM4						
Aluminum (Al)-Total			107.3		%		70-130	06-NOV-17
Arsenic (As)-Total			106.3		%		70-130	06-NOV-17
Barium (Ba)-Total			111.7		%		70-130	06-NOV-17
Beryllium (Be)-Total			0.017		mg/kg		0.005-0.025	06-NOV-17
Bismuth (Bi)-Total			0.015		mg/kg		0.002-0.022	06-NOV-17
Boron (B)-Total			96.7		%		70-130	06-NOV-17
Cadmium (Cd)-Total			110.5		%		70-130	06-NOV-17
Calcium (Ca)-Total			98.4		%		70-130	06-NOV-17
Cesium (Cs)-Total			100.1		%		70-130	06-NOV-17
Chromium (Cr)-Total			111.2		%		70-130	06-NOV-17
Cobalt (Co)-Total			107.6		%		70-130	06-NOV-17
Copper (Cu)-Total			104.7		%		70-130	06-NOV-17
Iron (Fe)-Total			102.3		%		70-130	06-NOV-17
Lead (Pb)-Total			105.3		%		70-130	06-NOV-17
Lithium (Li)-Total			1.14		mg/kg		0.71-1.71	06-NOV-17
Magnesium (Mg)-Total			105.4		%		70-130	06-NOV-17
Manganese (Mn)-Total			102.2		%		70-130	06-NOV-17
Molybdenum (Mo)-Total			93.9		%		70-130	06-NOV-17
Nickel (Ni)-Total			108.5		%		70-130	06-NOV-17
Phosphorus (P)-Total			110.6		%		70-130	06-NOV-17
Potassium (K)-Total			112.6		%		70-130	06-NOV-17
Rubidium (Rb)-Total			111.2		%		70-130	06-NOV-17
Selenium (Se)-Total			105.6		%		70-130	06-NOV-17
Sodium (Na)-Total			109.8		%		70-130	06-NOV-17

Quality Control Report

Workorder: L1992980

Report Date: 04-DEC-17

Page 14 of 51

Test	Matrix	Reference	Result	Qualifier	Units	RPD	Limit	Analyzed
MET-DRY-CCMS-N-VA	Tissue							
Batch	R3880609							
WG2655760-4 CRM		VA-NRC-DORM4						
Strontium (Sr)-Total			92.7		%		70-130	06-NOV-17
Thallium (Tl)-Total			106.0		%		70-130	06-NOV-17
Uranium (U)-Total			95.0		%		70-130	06-NOV-17
Vanadium (V)-Total			104.3		%		70-130	06-NOV-17
Zinc (Zn)-Total			110.6		%		70-130	06-NOV-17
Zirconium (Zr)-Total			0.24		mg/kg		0.05-0.45	06-NOV-17
WG2654637-2 DUP		L1992980-36						
Aluminum (Al)-Total		<2.0	<2.0	RPD-NA	mg/kg	N/A	40	06-NOV-17
Antimony (Sb)-Total		<0.010	<0.010	RPD-NA	mg/kg	N/A	40	06-NOV-17
Arsenic (As)-Total		0.036	0.036		mg/kg	0.4	40	06-NOV-17
Barium (Ba)-Total		0.161	0.175		mg/kg	8.2	40	06-NOV-17
Beryllium (Be)-Total		<0.010	<0.010	RPD-NA	mg/kg	N/A	40	06-NOV-17
Bismuth (Bi)-Total		<0.010	<0.010	RPD-NA	mg/kg	N/A	40	06-NOV-17
Boron (B)-Total		<1.0	<1.0	RPD-NA	mg/kg	N/A	40	06-NOV-17
Cadmium (Cd)-Total		0.0129	0.0116		mg/kg	11	40	06-NOV-17
Calcium (Ca)-Total		1270	1220		mg/kg	4.0	60	06-NOV-17
Cesium (Cs)-Total		0.0542	0.0484		mg/kg	11	40	06-NOV-17
Chromium (Cr)-Total		<0.050	<0.050	RPD-NA	mg/kg	N/A	40	06-NOV-17
Cobalt (Co)-Total		0.149	0.145		mg/kg	2.8	40	06-NOV-17
Copper (Cu)-Total		3.39	3.41		mg/kg	0.5	40	06-NOV-17
Iron (Fe)-Total		99.2	100		mg/kg	1.1	40	06-NOV-17
Lead (Pb)-Total		<0.020	<0.020	RPD-NA	mg/kg	N/A	40	06-NOV-17
Lithium (Li)-Total		<0.50	<0.50	RPD-NA	mg/kg	N/A	40	06-NOV-17
Magnesium (Mg)-Total		1030	1010		mg/kg	2.1	40	06-NOV-17
Manganese (Mn)-Total		8.92	9.01		mg/kg	1.0	40	06-NOV-17
Molybdenum (Mo)-Total		0.039	0.036		mg/kg	8.8	40	06-NOV-17
Nickel (Ni)-Total		<0.20	<0.20	RPD-NA	mg/kg	N/A	40	06-NOV-17
Phosphorus (P)-Total		10400	10200		mg/kg	2.1	40	06-NOV-17
Potassium (K)-Total		14400	14500		mg/kg	0.2	40	06-NOV-17
Rubidium (Rb)-Total		40.0	39.8		mg/kg	0.5	40	06-NOV-17
Selenium (Se)-Total		2.37	2.34		mg/kg	1.5	40	06-NOV-17
Sodium (Na)-Total		4450	4410		mg/kg	0.8	40	06-NOV-17
Strontium (Sr)-Total		0.247	0.238		mg/kg	3.6	60	06-NOV-17
Tellurium (Te)-Total		<0.020	<0.020	RPD-NA	mg/kg	N/A	40	06-NOV-17

Quality Control Report

Workorder: L1992980

Report Date: 04-DEC-17

Page 15 of 51

Test	Matrix	Reference	Result	Qualifier	Units	RPD	Limit	Analyzed
MET-DRY-CCMS-N-VA	Tissue							
Batch	R3880609							
WG2654637-2	DUP	L1992980-36						
Thallium (Tl)-Total		0.0262	0.0242		mg/kg	7.8	40	06-NOV-17
Tin (Sn)-Total		<0.10	<0.10	RPD-NA	mg/kg	N/A	40	06-NOV-17
Uranium (U)-Total		<0.0020	<0.0020	RPD-NA	mg/kg	N/A	40	06-NOV-17
Vanadium (V)-Total		<0.10	<0.10	RPD-NA	mg/kg	N/A	40	06-NOV-17
Zinc (Zn)-Total		102	98.4		mg/kg	3.7	40	06-NOV-17
Zirconium (Zr)-Total		<0.20	<0.20	RPD-NA	mg/kg	N/A	40	06-NOV-17
WG2655760-2	DUP	L1992980-53						
Aluminum (Al)-Total		<2.0	<2.0	RPD-NA	mg/kg	N/A	40	06-NOV-17
Antimony (Sb)-Total		<0.010	<0.010	RPD-NA	mg/kg	N/A	40	06-NOV-17
Arsenic (As)-Total		0.344	0.339		mg/kg	1.4	40	06-NOV-17
Barium (Ba)-Total		0.208	0.169		mg/kg	21	40	06-NOV-17
Beryllium (Be)-Total		<0.010	<0.010	RPD-NA	mg/kg	N/A	40	06-NOV-17
Bismuth (Bi)-Total		<0.010	<0.010	RPD-NA	mg/kg	N/A	40	06-NOV-17
Boron (B)-Total		<1.0	<1.0	RPD-NA	mg/kg	N/A	40	06-NOV-17
Cadmium (Cd)-Total		<0.0050	<0.0050	RPD-NA	mg/kg	N/A	40	06-NOV-17
Calcium (Ca)-Total		1050	512	DUP-H	mg/kg	69	60	06-NOV-17
Cesium (Cs)-Total		0.0369	0.0356		mg/kg	3.6	40	06-NOV-17
Chromium (Cr)-Total		<0.050	<0.050	RPD-NA	mg/kg	N/A	40	06-NOV-17
Cobalt (Co)-Total		<0.020	<0.020	RPD-NA	mg/kg	N/A	40	06-NOV-17
Copper (Cu)-Total		0.47	0.50		mg/kg	6.4	40	06-NOV-17
Iron (Fe)-Total		5.1	5.5		mg/kg	7.7	40	06-NOV-17
Lead (Pb)-Total		<0.020	<0.020	RPD-NA	mg/kg	N/A	40	06-NOV-17
Lithium (Li)-Total		<0.50	<0.50	RPD-NA	mg/kg	N/A	40	06-NOV-17
Magnesium (Mg)-Total		1420	1380		mg/kg	3.0	40	06-NOV-17
Manganese (Mn)-Total		0.996	0.533	DUP-H	mg/kg	61	40	06-NOV-17
Molybdenum (Mo)-Total		<0.020	<0.020	RPD-NA	mg/kg	N/A	40	06-NOV-17
Nickel (Ni)-Total		<0.20	<0.20	RPD-NA	mg/kg	N/A	40	06-NOV-17
Phosphorus (P)-Total		11000	10600		mg/kg	3.7	40	06-NOV-17
Potassium (K)-Total		19400	19300		mg/kg	0.3	40	06-NOV-17
Rubidium (Rb)-Total		27.7	27.1		mg/kg	2.0	40	06-NOV-17
Selenium (Se)-Total		0.696	0.655		mg/kg	6.0	40	06-NOV-17
Sodium (Na)-Total		1890	1860		mg/kg	1.5	40	06-NOV-17
Strontium (Sr)-Total		0.423	0.146	DUP-H	mg/kg	97	60	06-NOV-17
Tellurium (Te)-Total		<0.020	<0.020	RPD-NA	mg/kg	N/A	40	06-NOV-17



Quality Control Report

Workorder: L1992980

Report Date: 04-DEC-17

Page 16 of 51

Test	Matrix	Reference	Result	Qualifier	Units	RPD	Limit	Analyzed
MET-DRY-CCMS-N-VA								
	Tissue							
Batch	R3880609							
WG2655760-2	DUP	L1992980-53						
Thallium (Tl)-Total		0.0134	0.0128		mg/kg	5.0	40	06-NOV-17
Tin (Sn)-Total		<0.10	<0.10	RPD-NA	mg/kg	N/A	40	06-NOV-17
Uranium (U)-Total		<0.0020	<0.0020	RPD-NA	mg/kg	N/A	40	06-NOV-17
Vanadium (V)-Total		<0.10	<0.10	RPD-NA	mg/kg	N/A	40	06-NOV-17
Zinc (Zn)-Total		13.6	13.6		mg/kg	0.3	40	06-NOV-17
Zirconium (Zr)-Total		<0.20	<0.20	RPD-NA	mg/kg	N/A	40	06-NOV-17
WG2655760-8	DUP	L1992980-64						
Aluminum (Al)-Total		7.0	6.9		mg/kg	0.8	40	06-NOV-17
Antimony (Sb)-Total		<0.010	<0.010	RPD-NA	mg/kg	N/A	40	06-NOV-17
Arsenic (As)-Total		0.073	0.068		mg/kg	6.2	40	06-NOV-17
Barium (Ba)-Total		0.186	0.183		mg/kg	1.8	40	06-NOV-17
Beryllium (Be)-Total		<0.010	<0.010	RPD-NA	mg/kg	N/A	40	06-NOV-17
Bismuth (Bi)-Total		0.037	0.039		mg/kg	4.9	40	06-NOV-17
Boron (B)-Total		<1.0	<1.0	RPD-NA	mg/kg	N/A	40	06-NOV-17
Cadmium (Cd)-Total		0.493	0.490		mg/kg	0.7	40	06-NOV-17
Calcium (Ca)-Total		154	152		mg/kg	1.7	60	06-NOV-17
Cesium (Cs)-Total		0.0172	0.0168		mg/kg	2.5	40	06-NOV-17
Chromium (Cr)-Total		<0.050	<0.050	RPD-NA	mg/kg	N/A	40	06-NOV-17
Cobalt (Co)-Total		0.135	0.129		mg/kg	4.9	40	06-NOV-17
Copper (Cu)-Total		65.4	66.8		mg/kg	2.1	40	06-NOV-17
Iron (Fe)-Total		112	111		mg/kg	0.2	40	06-NOV-17
Lead (Pb)-Total		<0.020	<0.020	RPD-NA	mg/kg	N/A	40	06-NOV-17
Lithium (Li)-Total		<0.50	<0.50	RPD-NA	mg/kg	N/A	40	06-NOV-17
Magnesium (Mg)-Total		535	520		mg/kg	2.9	40	06-NOV-17
Manganese (Mn)-Total		3.45	3.38		mg/kg	1.9	40	06-NOV-17
Molybdenum (Mo)-Total		0.487	0.486		mg/kg	0.2	40	06-NOV-17
Nickel (Ni)-Total		<0.20	<0.20	RPD-NA	mg/kg	N/A	40	06-NOV-17
Phosphorus (P)-Total		10000	9600		mg/kg	4.4	40	06-NOV-17
Potassium (K)-Total		11800	11900		mg/kg	0.2	40	06-NOV-17
Rubidium (Rb)-Total		23.8	23.9		mg/kg	0.6	40	06-NOV-17
Selenium (Se)-Total		8.83	8.92		mg/kg	1.0	40	06-NOV-17
Sodium (Na)-Total		4180	4170		mg/kg	0.2	40	06-NOV-17
Strontium (Sr)-Total		0.083	0.081		mg/kg	2.1	60	06-NOV-17
Tellurium (Te)-Total		0.022	0.022		mg/kg	1.5	40	06-NOV-17



Quality Control Report

Workorder: L1992980

Report Date: 04-DEC-17

Page 17 of 51

Test	Matrix	Reference	Result	Qualifier	Units	RPD	Limit	Analyzed
MET-DRY-CCMS-N-VA								
	Tissue							
Batch	R3880609							
WG2655760-8	DUP	L1992980-64						
Thallium (Tl)-Total		0.0050	0.0046		mg/kg	8.7	40	06-NOV-17
Tin (Sn)-Total		<0.10	<0.10	RPD-NA	mg/kg	N/A	40	06-NOV-17
Uranium (U)-Total		0.0060	0.0061		mg/kg	1.7	40	06-NOV-17
Vanadium (V)-Total		1.47	1.43		mg/kg	3.1	40	06-NOV-17
Zinc (Zn)-Total		159	164		mg/kg	2.9	40	06-NOV-17
Zirconium (Zr)-Total		<0.20	<0.20	RPD-NA	mg/kg	N/A	40	06-NOV-17
WG2654637-4	LCS							
Aluminum (Al)-Total			101.1		%		70-130	06-NOV-17
Antimony (Sb)-Total			104.2		%		70-130	06-NOV-17
Arsenic (As)-Total			101.8		%		70-130	06-NOV-17
Barium (Ba)-Total			104.7		%		70-130	06-NOV-17
Beryllium (Be)-Total			96.9		%		70-130	06-NOV-17
Bismuth (Bi)-Total			97.4		%		70-130	06-NOV-17
Boron (B)-Total			96.5		%		70-130	06-NOV-17
Cadmium (Cd)-Total			101.6		%		70-130	06-NOV-17
Calcium (Ca)-Total			98.2		%		70-130	06-NOV-17
Cesium (Cs)-Total			98.5		%		70-130	06-NOV-17
Chromium (Cr)-Total			99.3		%		70-130	06-NOV-17
Cobalt (Co)-Total			100.3		%		70-130	06-NOV-17
Copper (Cu)-Total			97.2		%		70-130	06-NOV-17
Iron (Fe)-Total			95.8		%		70-130	06-NOV-17
Lead (Pb)-Total			97.0		%		70-130	06-NOV-17
Lithium (Li)-Total			100.9		%		70-130	06-NOV-17
Magnesium (Mg)-Total			101.1		%		70-130	06-NOV-17
Manganese (Mn)-Total			98.8		%		70-130	06-NOV-17
Molybdenum (Mo)-Total			98.4		%		70-130	06-NOV-17
Nickel (Ni)-Total			98.4		%		70-130	06-NOV-17
Potassium (K)-Total			102.8		%		70-130	06-NOV-17
Rubidium (Rb)-Total			103.7		%		70-130	06-NOV-17
Selenium (Se)-Total			97.3		%		70-130	06-NOV-17
Sodium (Na)-Total			101.4		%		70-130	06-NOV-17
Strontium (Sr)-Total			98.9		%		70-130	06-NOV-17
Tellurium (Te)-Total			93.6		%		70-130	06-NOV-17
Thallium (Tl)-Total			97.9		%		70-130	06-NOV-17



Quality Control Report

Workorder: L1992980

Report Date: 04-DEC-17

Page 18 of 51

Test	Matrix	Reference	Result	Qualifier	Units	RPD	Limit	Analyzed
MET-DRY-CCMS-N-VA	Tissue							
Batch	R3880609							
WG2654637-4	LCS							
Tin (Sn)-Total			99.8		%		70-130	06-NOV-17
Uranium (U)-Total			99.9		%		70-130	06-NOV-17
Vanadium (V)-Total			102.9		%		70-130	06-NOV-17
Zinc (Zn)-Total			95.9		%		70-130	06-NOV-17
Zirconium (Zr)-Total			100.5		%		70-130	06-NOV-17
WG2655760-5	LCS							
Aluminum (Al)-Total			100.5		%		70-130	06-NOV-17
Antimony (Sb)-Total			99.7		%		70-130	06-NOV-17
Arsenic (As)-Total			97.9		%		70-130	06-NOV-17
Barium (Ba)-Total			101.2		%		70-130	06-NOV-17
Beryllium (Be)-Total			95.2		%		70-130	06-NOV-17
Bismuth (Bi)-Total			94.5		%		70-130	06-NOV-17
Boron (B)-Total			89.6		%		70-130	06-NOV-17
Cadmium (Cd)-Total			98.5		%		70-130	06-NOV-17
Calcium (Ca)-Total			94.3		%		70-130	06-NOV-17
Cesium (Cs)-Total			95.4		%		70-130	06-NOV-17
Chromium (Cr)-Total			96.3		%		70-130	06-NOV-17
Cobalt (Co)-Total			96.4		%		70-130	06-NOV-17
Copper (Cu)-Total			94.4		%		70-130	06-NOV-17
Iron (Fe)-Total			97.0		%		70-130	06-NOV-17
Lead (Pb)-Total			93.3		%		70-130	06-NOV-17
Lithium (Li)-Total			94.9		%		70-130	06-NOV-17
Magnesium (Mg)-Total			98.9		%		70-130	06-NOV-17
Manganese (Mn)-Total			97.9		%		70-130	06-NOV-17
Molybdenum (Mo)-Total			92.0		%		70-130	06-NOV-17
Nickel (Ni)-Total			96.1		%		70-130	06-NOV-17
Potassium (K)-Total			99.9		%		70-130	06-NOV-17
Rubidium (Rb)-Total			101.4		%		70-130	06-NOV-17
Selenium (Se)-Total			99.8		%		70-130	06-NOV-17
Sodium (Na)-Total			97.7		%		70-130	06-NOV-17
Strontium (Sr)-Total			96.7		%		70-130	06-NOV-17
Tellurium (Te)-Total			96.9		%		70-130	06-NOV-17
Thallium (Tl)-Total			92.2		%		70-130	06-NOV-17
Tin (Sn)-Total			95.4		%		70-130	06-NOV-17



Quality Control Report

Workorder: L1992980

Report Date: 04-DEC-17

Page 19 of 51

Test	Matrix	Reference	Result	Qualifier	Units	RPD	Limit	Analyzed
MET-DRY-CCMS-N-VA		Tissue						
Batch	R3880609							
WG2655760-5		LCS						
Uranium (U)-Total			97.8		%		70-130	06-NOV-17
Vanadium (V)-Total			100.3		%		70-130	06-NOV-17
Zinc (Zn)-Total			92.8		%		70-130	06-NOV-17
Zirconium (Zr)-Total			96.7		%		70-130	06-NOV-17
WG2655760-6		LCS						
Aluminum (Al)-Total			101.0		%		70-130	06-NOV-17
Antimony (Sb)-Total			101.1		%		70-130	06-NOV-17
Arsenic (As)-Total			98.4		%		70-130	06-NOV-17
Barium (Ba)-Total			100.6		%		70-130	06-NOV-17
Beryllium (Be)-Total			96.8		%		70-130	06-NOV-17
Bismuth (Bi)-Total			97.8		%		70-130	06-NOV-17
Boron (B)-Total			90.8		%		70-130	06-NOV-17
Cadmium (Cd)-Total			97.3		%		70-130	06-NOV-17
Calcium (Ca)-Total			95.3		%		70-130	06-NOV-17
Cesium (Cs)-Total			98.0		%		70-130	06-NOV-17
Chromium (Cr)-Total			94.8		%		70-130	06-NOV-17
Cobalt (Co)-Total			97.0		%		70-130	06-NOV-17
Copper (Cu)-Total			95.1		%		70-130	06-NOV-17
Iron (Fe)-Total			96.4		%		70-130	06-NOV-17
Lead (Pb)-Total			97.5		%		70-130	06-NOV-17
Lithium (Li)-Total			100.4		%		70-130	06-NOV-17
Magnesium (Mg)-Total			99.9		%		70-130	06-NOV-17
Manganese (Mn)-Total			100.6		%		70-130	06-NOV-17
Molybdenum (Mo)-Total			92.5		%		70-130	06-NOV-17
Nickel (Ni)-Total			97.4		%		70-130	06-NOV-17
Potassium (K)-Total			101.6		%		70-130	06-NOV-17
Rubidium (Rb)-Total			100.7		%		70-130	06-NOV-17
Selenium (Se)-Total			97.9		%		70-130	06-NOV-17
Sodium (Na)-Total			98.6		%		70-130	06-NOV-17
Strontium (Sr)-Total			97.0		%		70-130	06-NOV-17
Tellurium (Te)-Total			97.6		%		70-130	06-NOV-17
Thallium (Tl)-Total			96.0		%		70-130	06-NOV-17
Tin (Sn)-Total			96.9		%		70-130	06-NOV-17
Uranium (U)-Total			98.9		%		70-130	06-NOV-17



Quality Control Report

Workorder: L1992980

Report Date: 04-DEC-17

Page 20 of 51

Test	Matrix	Reference	Result	Qualifier	Units	RPD	Limit	Analyzed
MET-DRY-CCMS-N-VA	Tissue							
Batch	R3880609							
WG2655760-6	LCS							
Vanadium (V)-Total			102.0		%		70-130	06-NOV-17
Zinc (Zn)-Total			94.5		%		70-130	06-NOV-17
Zirconium (Zr)-Total			97.7		%		70-130	06-NOV-17
WG2654637-1	MB							
Aluminum (Al)-Total			<2.0		mg/kg		2	06-NOV-17
Antimony (Sb)-Total			<0.010		mg/kg		0.01	06-NOV-17
Arsenic (As)-Total			<0.020		mg/kg		0.02	06-NOV-17
Barium (Ba)-Total			<0.050		mg/kg		0.05	06-NOV-17
Beryllium (Be)-Total			<0.010		mg/kg		0.01	06-NOV-17
Bismuth (Bi)-Total			<0.010		mg/kg		0.01	06-NOV-17
Boron (B)-Total			<1.0		mg/kg		1	06-NOV-17
Cadmium (Cd)-Total			<0.0050		mg/kg		0.005	06-NOV-17
Calcium (Ca)-Total			<20		mg/kg		20	06-NOV-17
Cesium (Cs)-Total			<0.0050		mg/kg		0.005	06-NOV-17
Chromium (Cr)-Total			<0.050		mg/kg		0.05	06-NOV-17
Cobalt (Co)-Total			<0.020		mg/kg		0.02	06-NOV-17
Copper (Cu)-Total			<0.10		mg/kg		0.1	06-NOV-17
Iron (Fe)-Total			<3.0		mg/kg		3	06-NOV-17
Lead (Pb)-Total			<0.020		mg/kg		0.02	06-NOV-17
Lithium (Li)-Total			<0.50		mg/kg		0.5	06-NOV-17
Magnesium (Mg)-Total			<2.0		mg/kg		2	06-NOV-17
Manganese (Mn)-Total			<0.050		mg/kg		0.05	06-NOV-17
Molybdenum (Mo)-Total			<0.020		mg/kg		0.02	06-NOV-17
Nickel (Ni)-Total			<0.20		mg/kg		0.2	06-NOV-17
Phosphorus (P)-Total			<10		mg/kg		10	06-NOV-17
Potassium (K)-Total			<20		mg/kg		20	06-NOV-17
Rubidium (Rb)-Total			<0.050		mg/kg		0.05	06-NOV-17
Selenium (Se)-Total			<0.050		mg/kg		0.05	06-NOV-17
Sodium (Na)-Total			<20		mg/kg		20	06-NOV-17
Strontium (Sr)-Total			<0.050		mg/kg		0.05	06-NOV-17
Tellurium (Te)-Total			<0.020		mg/kg		0.02	06-NOV-17
Thallium (Tl)-Total			<0.0020		mg/kg		0.002	06-NOV-17
Tin (Sn)-Total			<0.10		mg/kg		0.1	06-NOV-17
Uranium (U)-Total			<0.0020		mg/kg		0.002	06-NOV-17



Quality Control Report

Workorder: L1992980

Report Date: 04-DEC-17

Page 21 of 51

Test	Matrix	Reference	Result	Qualifier	Units	RPD	Limit	Analyzed
MET-DRY-CCMS-N-VA	Tissue							
Batch	R3880609							
WG2654637-1 MB								
Vanadium (V)-Total			<0.10		mg/kg		0.1	06-NOV-17
Zinc (Zn)-Total			<0.50		mg/kg		0.5	06-NOV-17
Zirconium (Zr)-Total			<0.20		mg/kg		0.2	06-NOV-17
WG2655760-1 MB								
Aluminum (Al)-Total			<2.0		mg/kg		2	06-NOV-17
Antimony (Sb)-Total			<0.010		mg/kg		0.01	06-NOV-17
Arsenic (As)-Total			<0.020		mg/kg		0.02	06-NOV-17
Barium (Ba)-Total			<0.050		mg/kg		0.05	06-NOV-17
Beryllium (Be)-Total			<0.010		mg/kg		0.01	06-NOV-17
Bismuth (Bi)-Total			<0.010		mg/kg		0.01	06-NOV-17
Boron (B)-Total			<1.0		mg/kg		1	06-NOV-17
Cadmium (Cd)-Total			<0.0050		mg/kg		0.005	06-NOV-17
Calcium (Ca)-Total			<20		mg/kg		20	06-NOV-17
Cesium (Cs)-Total			<0.0050		mg/kg		0.005	06-NOV-17
Chromium (Cr)-Total			<0.050		mg/kg		0.05	06-NOV-17
Cobalt (Co)-Total			<0.020		mg/kg		0.02	06-NOV-17
Copper (Cu)-Total			<0.10		mg/kg		0.1	06-NOV-17
Iron (Fe)-Total			<3.0		mg/kg		3	06-NOV-17
Lead (Pb)-Total			<0.020		mg/kg		0.02	06-NOV-17
Lithium (Li)-Total			<0.50		mg/kg		0.5	06-NOV-17
Magnesium (Mg)-Total			<2.0		mg/kg		2	06-NOV-17
Manganese (Mn)-Total			<0.050		mg/kg		0.05	06-NOV-17
Molybdenum (Mo)-Total			<0.020		mg/kg		0.02	06-NOV-17
Nickel (Ni)-Total			<0.20		mg/kg		0.2	06-NOV-17
Phosphorus (P)-Total			<10		mg/kg		10	06-NOV-17
Potassium (K)-Total			<20		mg/kg		20	06-NOV-17
Rubidium (Rb)-Total			<0.050		mg/kg		0.05	06-NOV-17
Selenium (Se)-Total			<0.050		mg/kg		0.05	06-NOV-17
Sodium (Na)-Total			<20		mg/kg		20	06-NOV-17
Strontium (Sr)-Total			<0.050		mg/kg		0.05	06-NOV-17
Tellurium (Te)-Total			<0.020		mg/kg		0.02	06-NOV-17
Thallium (Tl)-Total			<0.0020		mg/kg		0.002	06-NOV-17
Tin (Sn)-Total			<0.10		mg/kg		0.1	06-NOV-17
Uranium (U)-Total			<0.0020		mg/kg		0.002	06-NOV-17



Quality Control Report

Workorder: L1992980

Report Date: 04-DEC-17

Page 22 of 51

Test	Matrix	Reference	Result	Qualifier	Units	RPD	Limit	Analyzed
MET-DRY-CCMS-N-VA	Tissue							
Batch	R3880609							
WG2655760-1 MB								
Vanadium (V)-Total			<0.10		mg/kg		0.1	06-NOV-17
Zinc (Zn)-Total			<0.50		mg/kg		0.5	06-NOV-17
Zirconium (Zr)-Total			<0.20		mg/kg		0.2	06-NOV-17
WG2655760-7 MB								
Aluminum (Al)-Total			<2.0		mg/kg		2	06-NOV-17
Antimony (Sb)-Total			<0.010		mg/kg		0.01	06-NOV-17
Arsenic (As)-Total			<0.020		mg/kg		0.02	06-NOV-17
Barium (Ba)-Total			<0.050		mg/kg		0.05	06-NOV-17
Beryllium (Be)-Total			<0.010		mg/kg		0.01	06-NOV-17
Bismuth (Bi)-Total			<0.010		mg/kg		0.01	06-NOV-17
Boron (B)-Total			<1.0		mg/kg		1	06-NOV-17
Cadmium (Cd)-Total			<0.0050		mg/kg		0.005	06-NOV-17
Calcium (Ca)-Total			<20		mg/kg		20	06-NOV-17
Cesium (Cs)-Total			<0.0050		mg/kg		0.005	06-NOV-17
Chromium (Cr)-Total			<0.050		mg/kg		0.05	06-NOV-17
Cobalt (Co)-Total			<0.020		mg/kg		0.02	06-NOV-17
Copper (Cu)-Total			<0.10		mg/kg		0.1	06-NOV-17
Iron (Fe)-Total			<3.0		mg/kg		3	06-NOV-17
Lead (Pb)-Total			<0.020		mg/kg		0.02	06-NOV-17
Lithium (Li)-Total			<0.50		mg/kg		0.5	06-NOV-17
Magnesium (Mg)-Total			<2.0		mg/kg		2	06-NOV-17
Manganese (Mn)-Total			<0.050		mg/kg		0.05	06-NOV-17
Molybdenum (Mo)-Total			<0.020		mg/kg		0.02	06-NOV-17
Nickel (Ni)-Total			<0.20		mg/kg		0.2	06-NOV-17
Phosphorus (P)-Total			<10		mg/kg		10	06-NOV-17
Potassium (K)-Total			<20		mg/kg		20	06-NOV-17
Rubidium (Rb)-Total			<0.050		mg/kg		0.05	06-NOV-17
Selenium (Se)-Total			<0.050		mg/kg		0.05	06-NOV-17
Sodium (Na)-Total			<20		mg/kg		20	06-NOV-17
Strontium (Sr)-Total			<0.050		mg/kg		0.05	06-NOV-17
Tellurium (Te)-Total			<0.020		mg/kg		0.02	06-NOV-17
Thallium (Tl)-Total			<0.0020		mg/kg		0.002	06-NOV-17
Tin (Sn)-Total			<0.10		mg/kg		0.1	06-NOV-17
Uranium (U)-Total			<0.0020		mg/kg		0.002	06-NOV-17



Quality Control Report

Workorder: L1992980

Report Date: 04-DEC-17

Page 23 of 51

Test	Matrix	Reference	Result	Qualifier	Units	RPD	Limit	Analyzed
MET-DRY-CCMS-N-VA								
	Tissue							
Batch	R3880609							
WG2655760-7	MB							
Vanadium (V)-Total			<0.10		mg/kg		0.1	06-NOV-17
Zinc (Zn)-Total			<0.50		mg/kg		0.5	06-NOV-17
Zirconium (Zr)-Total			<0.20		mg/kg		0.2	06-NOV-17
MET-DRY-MICR-HRMS-VA								
	Tissue							
Batch	R3874105							
WG2650580-3	CRM	VA-NRC-DORM4						
Aluminum (Al)-Total			79.6		%		70-130	03-NOV-17
Arsenic (As)-Total			124.1		%		70-130	03-NOV-17
Barium (Ba)-Total			101.0		%		70-130	03-NOV-17
Beryllium (Be)-Total			0.016		mg/kg		0.005-0.025	03-NOV-17
Bismuth (Bi)-Total			0.010		mg/kg		0.002-0.022	03-NOV-17
Boron (B)-Total			106.5		%		70-130	03-NOV-17
Cadmium (Cd)-Total			99.9		%		70-130	03-NOV-17
Calcium (Ca)-Total			90.9		%		70-130	03-NOV-17
Chromium (Cr)-Total			90.9		%		70-130	03-NOV-17
Cobalt (Co)-Total			93.3		%		70-130	03-NOV-17
Copper (Cu)-Total			93.5		%		70-130	03-NOV-17
Iron (Fe)-Total			104.9		%		70-130	03-NOV-17
Lead (Pb)-Total			103.9		%		70-130	03-NOV-17
Lithium (Li)-Total			1.21		mg/kg		0.71-1.71	03-NOV-17
Magnesium (Mg)-Total			90.5		%		70-130	03-NOV-17
Manganese (Mn)-Total			86.2		%		70-130	03-NOV-17
Molybdenum (Mo)-Total			95.2		%		70-130	03-NOV-17
Nickel (Ni)-Total			88.4		%		70-130	03-NOV-17
Phosphorus (P)-Total			85.3		%		70-130	03-NOV-17
Potassium (K)-Total			84.4		%		70-130	03-NOV-17
Rubidium (Rb)-Total			101.1		%		70-130	03-NOV-17
Selenium (Se)-Total			83.3		%		70-130	03-NOV-17
Sodium (Na)-Total			86.3		%		70-130	03-NOV-17
Strontium (Sr)-Total			94.3		%		70-130	03-NOV-17
Thallium (Tl)-Total			111.0		%		70-130	03-NOV-17
Uranium (U)-Total			86.0		%		70-130	03-NOV-17
Vanadium (V)-Total			92.9		%		70-130	03-NOV-17
Zinc (Zn)-Total			100.2		%		70-130	03-NOV-17



Quality Control Report

Workorder: L1992980

Report Date: 04-DEC-17

Page 24 of 51

Test	Matrix	Reference	Result	Qualifier	Units	RPD	Limit	Analyzed
MET-DRY-MICR-HRMS-VA Tissue								
Batch	R3874105							
WG2650580-3 CRM		VA-NRC-DORM4						
Zirconium (Zr)-Total			0.21		mg/kg		0.05-0.45	03-NOV-17
WG2650580-2 DUP		L1992980-57						
Aluminum (Al)-Total		<5.0	<5.0	RPD-NA	mg/kg	N/A	40	03-NOV-17
Antimony (Sb)-Total		<0.010	<0.010	RPD-NA	mg/kg	N/A	40	03-NOV-17
Arsenic (As)-Total		0.077	0.075		mg/kg	3.2	40	03-NOV-17
Barium (Ba)-Total		0.421	0.543		mg/kg	25	40	03-NOV-17
Beryllium (Be)-Total		<0.010	<0.010	RPD-NA	mg/kg	N/A	40	03-NOV-17
Bismuth (Bi)-Total		0.021	0.019		mg/kg	9.5	40	03-NOV-17
Boron (B)-Total		<1.0	<1.0	RPD-NA	mg/kg	N/A	40	03-NOV-17
Cadmium (Cd)-Total		0.123	0.119		mg/kg	3.5	40	03-NOV-17
Calcium (Ca)-Total		126	117		mg/kg	6.8	60	03-NOV-17
Cesium (Cs)-Total		0.0093	0.0089		mg/kg	4.1	40	03-NOV-17
Chromium (Cr)-Total		0.93	1.03		mg/kg	9.7	40	03-NOV-17
Cobalt (Co)-Total		0.143	0.136		mg/kg	5.6	40	03-NOV-17
Copper (Cu)-Total		97.8	93.8		mg/kg	4.2	40	03-NOV-17
Iron (Fe)-Total		97.2	93.0		mg/kg	4.5	40	03-NOV-17
Lead (Pb)-Total		<0.050	<0.050	RPD-NA	mg/kg	N/A	40	03-NOV-17
Lithium (Li)-Total		<0.50	<0.50	RPD-NA	mg/kg	N/A	40	03-NOV-17
Magnesium (Mg)-Total		542	489		mg/kg	10	40	03-NOV-17
Manganese (Mn)-Total		3.37	3.04		mg/kg	10	40	03-NOV-17
Molybdenum (Mo)-Total		0.636	0.572		mg/kg	11	40	03-NOV-17
Nickel (Ni)-Total		0.49	0.51		mg/kg	4.8	40	03-NOV-17
Phosphorus (P)-Total		8600	7860		mg/kg	8.9	40	03-NOV-17
Potassium (K)-Total		8680	8320		mg/kg	4.1	40	03-NOV-17
Rubidium (Rb)-Total		16.6	15.7		mg/kg	5.9	40	03-NOV-17
Selenium (Se)-Total		6.62	6.40		mg/kg	3.4	40	03-NOV-17
Sodium (Na)-Total		2050	1910		mg/kg	6.9	40	03-NOV-17
Strontium (Sr)-Total		0.10	0.10		mg/kg	2.8	60	03-NOV-17
Tellurium (Te)-Total		<0.020	<0.020	RPD-NA	mg/kg	N/A	40	03-NOV-17
Thallium (Tl)-Total		0.0099	0.0087		mg/kg	13	40	03-NOV-17
Tin (Sn)-Total		<0.10	<0.10	RPD-NA	mg/kg	N/A	40	03-NOV-17
Uranium (U)-Total		<0.0020	<0.0020	RPD-NA	mg/kg	N/A	40	03-NOV-17
Vanadium (V)-Total		0.53	0.49		mg/kg	8.1	40	03-NOV-17
Zinc (Zn)-Total		130	120		mg/kg	8.3	40	03-NOV-17



Quality Control Report

Workorder: L1992980

Report Date: 04-DEC-17

Page 26 of 51

Test	Matrix	Reference	Result	Qualifier	Units	RPD	Limit	Analyzed
MET-DRY-MICR-HRMS-VA Tissue								
Batch	R3874105							
WG2650580-1 MB								
Aluminum (Al)-Total			<5.0		mg/kg		5	03-NOV-17
Antimony (Sb)-Total			<0.010		mg/kg		0.01	03-NOV-17
Arsenic (As)-Total			<0.030		mg/kg		0.03	03-NOV-17
Barium (Ba)-Total			<0.050		mg/kg		0.05	03-NOV-17
Beryllium (Be)-Total			<0.010		mg/kg		0.01	03-NOV-17
Bismuth (Bi)-Total			<0.010		mg/kg		0.01	03-NOV-17
Boron (B)-Total			<1.0		mg/kg		1	03-NOV-17
Cadmium (Cd)-Total			<0.010		mg/kg		0.01	03-NOV-17
Calcium (Ca)-Total			<20		mg/kg		20	03-NOV-17
Cesium (Cs)-Total			<0.0050		mg/kg		0.005	03-NOV-17
Chromium (Cr)-Total			<0.20		mg/kg		0.2	03-NOV-17
Cobalt (Co)-Total			<0.020		mg/kg		0.02	03-NOV-17
Copper (Cu)-Total			<0.20		mg/kg		0.2	03-NOV-17
Iron (Fe)-Total			<5.0		mg/kg		5	03-NOV-17
Lead (Pb)-Total			<0.050		mg/kg		0.05	03-NOV-17
Lithium (Li)-Total			<0.50		mg/kg		0.5	03-NOV-17
Magnesium (Mg)-Total			<2.0		mg/kg		2	03-NOV-17
Manganese (Mn)-Total			<0.050		mg/kg		0.05	03-NOV-17
Molybdenum (Mo)-Total			<0.040		mg/kg		0.04	03-NOV-17
Nickel (Ni)-Total			<0.20		mg/kg		0.2	03-NOV-17
Phosphorus (P)-Total			<10		mg/kg		10	03-NOV-17
Potassium (K)-Total			<20		mg/kg		20	03-NOV-17
Rubidium (Rb)-Total			<0.050		mg/kg		0.05	03-NOV-17
Selenium (Se)-Total			<0.10		mg/kg		0.1	03-NOV-17
Sodium (Na)-Total			<20		mg/kg		20	03-NOV-17
Strontium (Sr)-Total			<0.10		mg/kg		0.1	03-NOV-17
Tellurium (Te)-Total			<0.020		mg/kg		0.02	03-NOV-17
Thallium (Tl)-Total			<0.0020		mg/kg		0.002	03-NOV-17
Tin (Sn)-Total			<0.10		mg/kg		0.1	03-NOV-17
Uranium (U)-Total			<0.0020		mg/kg		0.002	03-NOV-17
Vanadium (V)-Total			<0.10		mg/kg		0.1	03-NOV-17
Zinc (Zn)-Total			<1.0		mg/kg		1	03-NOV-17
Zirconium (Zr)-Total			<0.20		mg/kg		0.2	03-NOV-17

MET-WET-CCMS-N-VA Tissue



Quality Control Report

Workorder: L1992980

Report Date: 04-DEC-17

Page 28 of 51

Test	Matrix	Reference	Result	Qualifier	Units	RPD	Limit	Analyzed
MET-WET-CCMS-N-VA		Tissue						
Batch	R3873117							
WG2653699-1 MB								
Aluminum (Al)-Total			<0.40		mg/kg wwt		0.4	02-NOV-17
Antimony (Sb)-Total			<0.0020		mg/kg wwt		0.002	02-NOV-17
Arsenic (As)-Total			<0.0040		mg/kg wwt		0.004	02-NOV-17
Barium (Ba)-Total			<0.010		mg/kg wwt		0.01	02-NOV-17
Beryllium (Be)-Total			<0.0020		mg/kg wwt		0.002	02-NOV-17
Bismuth (Bi)-Total			<0.0020		mg/kg wwt		0.002	02-NOV-17
Boron (B)-Total			<0.20		mg/kg wwt		0.2	02-NOV-17
Cadmium (Cd)-Total			<0.0010		mg/kg wwt		0.001	02-NOV-17
Calcium (Ca)-Total			<4.0		mg/kg wwt		4	02-NOV-17
Cesium (Cs)-Total			<0.0010		mg/kg wwt		0.001	02-NOV-17
Chromium (Cr)-Total			<0.010		mg/kg wwt		0.01	02-NOV-17
Cobalt (Co)-Total			<0.0040		mg/kg wwt		0.004	02-NOV-17
Copper (Cu)-Total			<0.020		mg/kg wwt		0.02	02-NOV-17
Iron (Fe)-Total			<0.60		mg/kg wwt		0.6	02-NOV-17
Lead (Pb)-Total			<0.0040		mg/kg wwt		0.004	02-NOV-17
Lithium (Li)-Total			<0.10		mg/kg wwt		0.1	02-NOV-17
Magnesium (Mg)-Total			<0.40		mg/kg wwt		0.4	02-NOV-17
Manganese (Mn)-Total			<0.010		mg/kg wwt		0.01	02-NOV-17
Molybdenum (Mo)-Total			<0.0040		mg/kg wwt		0.004	02-NOV-17
Nickel (Ni)-Total			<0.040		mg/kg wwt		0.04	02-NOV-17
Phosphorus (P)-Total			<2.0		mg/kg wwt		2	02-NOV-17
Potassium (K)-Total			<4.0		mg/kg wwt		4	02-NOV-17
Rubidium (Rb)-Total			<0.010		mg/kg wwt		0.01	02-NOV-17
Selenium (Se)-Total			<0.010		mg/kg wwt		0.01	02-NOV-17
Sodium (Na)-Total			<4.0		mg/kg wwt		4	02-NOV-17
Strontium (Sr)-Total			<0.010		mg/kg wwt		0.01	02-NOV-17
Tellurium (Te)-Total			<0.0040		mg/kg wwt		0.004	02-NOV-17
Thallium (Tl)-Total			<0.00040		mg/kg wwt		0.0004	02-NOV-17
Tin (Sn)-Total			<0.020		mg/kg wwt		0.02	02-NOV-17
Uranium (U)-Total			<0.00040		mg/kg wwt		0.0004	02-NOV-17
Vanadium (V)-Total			<0.020		mg/kg wwt		0.02	02-NOV-17
Zinc (Zn)-Total			<0.10		mg/kg wwt		0.1	02-NOV-17
Zirconium (Zr)-Total			<0.040		mg/kg wwt		0.04	02-NOV-17
WG2653699-2 MB								



Quality Control Report

Workorder: L1992980

Report Date: 04-DEC-17

Page 29 of 51

Test	Matrix	Reference	Result	Qualifier	Units	RPD	Limit	Analyzed
MET-WET-CCMS-N-VA	Tissue							
Batch	R3873117							
WG2653699-2 MB								
Aluminum (Al)-Total			<0.40		mg/kg wwt		0.4	02-NOV-17
Antimony (Sb)-Total			<0.0020		mg/kg wwt		0.002	02-NOV-17
Arsenic (As)-Total			<0.0040		mg/kg wwt		0.004	02-NOV-17
Barium (Ba)-Total			<0.010		mg/kg wwt		0.01	02-NOV-17
Beryllium (Be)-Total			<0.0020		mg/kg wwt		0.002	02-NOV-17
Bismuth (Bi)-Total			<0.0020		mg/kg wwt		0.002	02-NOV-17
Boron (B)-Total			<0.20		mg/kg wwt		0.2	02-NOV-17
Cadmium (Cd)-Total			<0.0010		mg/kg wwt		0.001	02-NOV-17
Calcium (Ca)-Total			<4.0		mg/kg wwt		4	02-NOV-17
Cesium (Cs)-Total			<0.0010		mg/kg wwt		0.001	02-NOV-17
Chromium (Cr)-Total			<0.010		mg/kg wwt		0.01	02-NOV-17
Cobalt (Co)-Total			<0.0040		mg/kg wwt		0.004	02-NOV-17
Copper (Cu)-Total			<0.020		mg/kg wwt		0.02	02-NOV-17
Iron (Fe)-Total			<0.60		mg/kg wwt		0.6	02-NOV-17
Lead (Pb)-Total			<0.0040		mg/kg wwt		0.004	02-NOV-17
Lithium (Li)-Total			<0.10		mg/kg wwt		0.1	02-NOV-17
Magnesium (Mg)-Total			<0.40		mg/kg wwt		0.4	02-NOV-17
Manganese (Mn)-Total			<0.010		mg/kg wwt		0.01	02-NOV-17
Molybdenum (Mo)-Total			<0.0040		mg/kg wwt		0.004	02-NOV-17
Nickel (Ni)-Total			<0.040		mg/kg wwt		0.04	02-NOV-17
Phosphorus (P)-Total			<2.0		mg/kg wwt		2	02-NOV-17
Potassium (K)-Total			<4.0		mg/kg wwt		4	02-NOV-17
Rubidium (Rb)-Total			<0.010		mg/kg wwt		0.01	02-NOV-17
Selenium (Se)-Total			<0.010		mg/kg wwt		0.01	02-NOV-17
Sodium (Na)-Total			<4.0		mg/kg wwt		4	02-NOV-17
Strontium (Sr)-Total			<0.010		mg/kg wwt		0.01	02-NOV-17
Tellurium (Te)-Total			<0.0040		mg/kg wwt		0.004	02-NOV-17
Thallium (Tl)-Total			<0.00040		mg/kg wwt		0.0004	02-NOV-17
Tin (Sn)-Total			<0.020		mg/kg wwt		0.02	02-NOV-17
Uranium (U)-Total			<0.00040		mg/kg wwt		0.0004	02-NOV-17
Vanadium (V)-Total			<0.020		mg/kg wwt		0.02	02-NOV-17
Zinc (Zn)-Total			<0.10		mg/kg wwt		0.1	02-NOV-17
Zirconium (Zr)-Total			<0.040		mg/kg wwt		0.04	02-NOV-17



Quality Control Report

Workorder: L1992980

Report Date: 04-DEC-17

Page 30 of 51

Test	Matrix	Reference	Result	Qualifier	Units	RPD	Limit	Analyzed
MET-WET-CCMS-N-VA								
	Tissue							
Batch	R3873992							
WG2653699-5	CRM	VA-NRC-DORM4						
Aluminum (Al)-Total			99.9		%		70-130	02-NOV-17
Arsenic (As)-Total			100.5		%		70-130	02-NOV-17
Barium (Ba)-Total			98.3		%		70-130	02-NOV-17
Beryllium (Be)-Total			0.0183		mg/kg wwt		0.005-0.025	02-NOV-17
Bismuth (Bi)-Total			0.0096		mg/kg wwt		0.002-0.022	02-NOV-17
Boron (B)-Total			91.8		%		70-130	02-NOV-17
Cadmium (Cd)-Total			102.6		%		70-130	02-NOV-17
Calcium (Ca)-Total			95.1		%		70-130	02-NOV-17
Cesium (Cs)-Total			90.5		%		70-130	02-NOV-17
Chromium (Cr)-Total			98.8		%		70-130	02-NOV-17
Cobalt (Co)-Total			101.6		%		70-130	02-NOV-17
Copper (Cu)-Total			99.9		%		70-130	02-NOV-17
Iron (Fe)-Total			102.8		%		70-130	02-NOV-17
Lead (Pb)-Total			99.9		%		70-130	02-NOV-17
Lithium (Li)-Total			0.99		mg/kg wwt		0.71-1.71	02-NOV-17
Magnesium (Mg)-Total			99.6		%		70-130	02-NOV-17
Manganese (Mn)-Total			99.0		%		70-130	02-NOV-17
Molybdenum (Mo)-Total			89.7		%		70-130	02-NOV-17
Nickel (Ni)-Total			98.2		%		70-130	02-NOV-17
Phosphorus (P)-Total			101.7		%		70-130	02-NOV-17
Potassium (K)-Total			102.5		%		70-130	02-NOV-17
Rubidium (Rb)-Total			106.9		%		70-130	02-NOV-17
Selenium (Se)-Total			107.1		%		70-130	02-NOV-17
Sodium (Na)-Total			102.5		%		70-130	02-NOV-17
Strontium (Sr)-Total			89.5		%		70-130	02-NOV-17
Thallium (Tl)-Total			100.5		%		70-130	02-NOV-17
Uranium (U)-Total			93.9		%		70-130	02-NOV-17
Vanadium (V)-Total			94.9		%		70-130	02-NOV-17
Zinc (Zn)-Total			99.1		%		70-130	02-NOV-17
Zirconium (Zr)-Total			0.213		mg/kg wwt		0.054-0.454	02-NOV-17
WG2653699-6	CRM	VA-NRC-DORM4						
Aluminum (Al)-Total			98.7		%		70-130	02-NOV-17
Arsenic (As)-Total			97.8		%		70-130	02-NOV-17
Barium (Ba)-Total			93.0		%		70-130	02-NOV-17



Quality Control Report

Workorder: L1992980

Report Date: 04-DEC-17

Page 31 of 51

Test	Matrix	Reference	Result	Qualifier	Units	RPD	Limit	Analyzed
MET-WET-CCMS-N-VA								
	Tissue							
Batch	R3873992							
WG2653699-6	CRM	VA-NRC-DORM4						
Beryllium (Be)-Total			0.0135		mg/kg wwt		0.005-0.025	02-NOV-17
Bismuth (Bi)-Total			0.0108		mg/kg wwt		0.002-0.022	02-NOV-17
Boron (B)-Total			87.0		%		70-130	02-NOV-17
Cadmium (Cd)-Total			100.5		%		70-130	02-NOV-17
Calcium (Ca)-Total			91.2		%		70-130	02-NOV-17
Cesium (Cs)-Total			79.3		%		70-130	02-NOV-17
Chromium (Cr)-Total			108.9		%		70-130	02-NOV-17
Cobalt (Co)-Total			98.3		%		70-130	02-NOV-17
Copper (Cu)-Total			96.3		%		70-130	02-NOV-17
Iron (Fe)-Total			101.4		%		70-130	02-NOV-17
Lead (Pb)-Total			90.7		%		70-130	02-NOV-17
Lithium (Li)-Total			0.80		mg/kg wwt		0.71-1.71	02-NOV-17
Magnesium (Mg)-Total			100.0		%		70-130	02-NOV-17
Manganese (Mn)-Total			99.0		%		70-130	02-NOV-17
Molybdenum (Mo)-Total			79.0		%		70-130	02-NOV-17
Nickel (Ni)-Total			97.1		%		70-130	02-NOV-17
Phosphorus (P)-Total			94.8		%		70-130	02-NOV-17
Potassium (K)-Total			104.1		%		70-130	02-NOV-17
Rubidium (Rb)-Total			97.5		%		70-130	02-NOV-17
Selenium (Se)-Total			100.3		%		70-130	02-NOV-17
Sodium (Na)-Total			104.5		%		70-130	02-NOV-17
Strontium (Sr)-Total			77.7		%		70-130	02-NOV-17
Thallium (Tl)-Total			95.4		%		70-130	02-NOV-17
Uranium (U)-Total			90.5		%		70-130	02-NOV-17
Vanadium (V)-Total			92.2		%		70-130	02-NOV-17
Zinc (Zn)-Total			98.4		%		70-130	02-NOV-17
Zirconium (Zr)-Total			0.205		mg/kg wwt		0.054-0.454	02-NOV-17
WG2653699-4	DUP	L1992980-20						
Aluminum (Al)-Total		1.05	0.88		mg/kg wwt	17	40	02-NOV-17
Antimony (Sb)-Total		<0.0020	<0.0020	RPD-NA	mg/kg wwt	N/A	40	02-NOV-17
Arsenic (As)-Total		0.0213	0.0188		mg/kg wwt	12	40	02-NOV-17
Barium (Ba)-Total		0.016	0.014		mg/kg wwt	10	40	02-NOV-17
Beryllium (Be)-Total		<0.0020	<0.0020	RPD-NA	mg/kg wwt	N/A	40	02-NOV-17
Bismuth (Bi)-Total		0.0022	0.0022		mg/kg wwt	0.3	40	02-NOV-17



Quality Control Report

Workorder: L1992980

Report Date: 04-DEC-17

Page 32 of 51

Test	Matrix	Reference	Result	Qualifier	Units	RPD	Limit	Analyzed
MET-WET-CCMS-N-VA Tissue								
Batch	R3873992							
WG2653699-4 DUP		L1992980-20						
Boron (B)-Total		<0.20	<0.20	RPD-NA	mg/kg wwt	N/A	40	02-NOV-17
Cadmium (Cd)-Total		0.111	0.108		mg/kg wwt	2.7	40	02-NOV-17
Calcium (Ca)-Total		70.7	81.8		mg/kg wwt	15	60	02-NOV-17
Cesium (Cs)-Total		0.0058	0.0056		mg/kg wwt	3.2	40	02-NOV-17
Chromium (Cr)-Total		0.041	0.046		mg/kg wwt	13	40	02-NOV-17
Cobalt (Co)-Total		0.187	0.180		mg/kg wwt	3.9	40	02-NOV-17
Copper (Cu)-Total		1.22	1.21		mg/kg wwt	0.5	40	02-NOV-17
Iron (Fe)-Total		70.4	69.5		mg/kg wwt	1.4	40	02-NOV-17
Lead (Pb)-Total		0.0066	0.0059		mg/kg wwt	11	40	02-NOV-17
Lithium (Li)-Total		<0.10	<0.10	RPD-NA	mg/kg wwt	N/A	40	02-NOV-17
Magnesium (Mg)-Total		162	161		mg/kg wwt	0.7	40	02-NOV-17
Manganese (Mn)-Total		1.33	1.29		mg/kg wwt	2.8	40	02-NOV-17
Molybdenum (Mo)-Total		0.0876	0.0889		mg/kg wwt	1.5	40	02-NOV-17
Nickel (Ni)-Total		<0.040	<0.040	RPD-NA	mg/kg wwt	N/A	40	02-NOV-17
Phosphorus (P)-Total		2780	2720		mg/kg wwt	2.2	40	02-NOV-17
Potassium (K)-Total		2600	2680		mg/kg wwt	2.7	40	02-NOV-17
Rubidium (Rb)-Total		8.21	8.35		mg/kg wwt	1.7	40	02-NOV-17
Selenium (Se)-Total		0.790	0.772		mg/kg wwt	2.3	40	02-NOV-17
Sodium (Na)-Total		1180	1170		mg/kg wwt	0.9	40	02-NOV-17
Strontium (Sr)-Total		0.036	0.040		mg/kg wwt	12	60	02-NOV-17
Tellurium (Te)-Total		<0.0040	0.0040	RPD-NA	mg/kg wwt	N/A	40	02-NOV-17
Thallium (Tl)-Total		0.00627	0.00628		mg/kg wwt	0.2	40	02-NOV-17
Tin (Sn)-Total		<0.020	<0.020	RPD-NA	mg/kg wwt	N/A	40	02-NOV-17
Uranium (U)-Total		0.00074	0.00078		mg/kg wwt	5.6	40	02-NOV-17
Vanadium (V)-Total		0.040	0.036		mg/kg wwt	10	40	02-NOV-17
Zinc (Zn)-Total		16.2	16.1		mg/kg wwt	0.6	40	02-NOV-17
Zirconium (Zr)-Total		<0.040	<0.040	RPD-NA	mg/kg wwt	N/A	40	02-NOV-17
WG2653699-7 LCS								
Aluminum (Al)-Total			97.2		%		70-130	02-NOV-17
Antimony (Sb)-Total			99.8		%		70-130	02-NOV-17
Arsenic (As)-Total			95.5		%		70-130	02-NOV-17
Barium (Ba)-Total			92.8		%		70-130	02-NOV-17
Beryllium (Be)-Total			95.7		%		70-130	02-NOV-17
Bismuth (Bi)-Total			96.7		%		70-130	02-NOV-17



Quality Control Report

Workorder: L1992980

Report Date: 04-DEC-17

Page 33 of 51

Test	Matrix	Reference	Result	Qualifier	Units	RPD	Limit	Analyzed
MET-WET-CCMS-N-VA		Tissue						
Batch	R3873992							
WG2653699-7	LCS							
Boron (B)-Total			87.9		%		70-130	02-NOV-17
Cadmium (Cd)-Total			95.4		%		70-130	02-NOV-17
Calcium (Ca)-Total			92.7		%		70-130	02-NOV-17
Cesium (Cs)-Total			87.9		%		70-130	02-NOV-17
Chromium (Cr)-Total			96.2		%		70-130	02-NOV-17
Cobalt (Co)-Total			95.2		%		70-130	02-NOV-17
Copper (Cu)-Total			95.0		%		70-130	02-NOV-17
Iron (Fe)-Total			89.0		%		70-130	02-NOV-17
Lead (Pb)-Total			91.9		%		70-130	02-NOV-17
Lithium (Li)-Total			93.6		%		70-130	02-NOV-17
Magnesium (Mg)-Total			94.9		%		70-130	02-NOV-17
Manganese (Mn)-Total			98.7		%		70-130	02-NOV-17
Molybdenum (Mo)-Total			90.7		%		70-130	02-NOV-17
Nickel (Ni)-Total			94.7		%		70-130	02-NOV-17
Potassium (K)-Total			94.6		%		70-130	02-NOV-17
Rubidium (Rb)-Total			100.2		%		70-130	02-NOV-17
Selenium (Se)-Total			91.0		%		70-130	02-NOV-17
Sodium (Na)-Total			98.1		%		70-130	02-NOV-17
Strontium (Sr)-Total			95.0		%		70-130	02-NOV-17
Tellurium (Te)-Total			92.5		%		70-130	02-NOV-17
Thallium (Tl)-Total			95.1		%		70-130	02-NOV-17
Tin (Sn)-Total			88.7		%		70-130	02-NOV-17
Uranium (U)-Total			96.9		%		70-130	02-NOV-17
Vanadium (V)-Total			96.2		%		70-130	02-NOV-17
Zinc (Zn)-Total			88.5		%		70-130	02-NOV-17
Zirconium (Zr)-Total			89.5		%		70-130	02-NOV-17
WG2653699-8	LCS							
Aluminum (Al)-Total			106.7		%		70-130	02-NOV-17
Antimony (Sb)-Total			105.7		%		70-130	02-NOV-17
Arsenic (As)-Total			103.4		%		70-130	02-NOV-17
Barium (Ba)-Total			102.1		%		70-130	02-NOV-17
Beryllium (Be)-Total			100.5		%		70-130	02-NOV-17
Bismuth (Bi)-Total			100.4		%		70-130	02-NOV-17
Boron (B)-Total			93.6		%		70-130	02-NOV-17

Quality Control Report

Workorder: L1992980

Report Date: 04-DEC-17

Page 34 of 51

Test	Matrix	Reference	Result	Qualifier	Units	RPD	Limit	Analyzed
MET-WET-CCMS-N-VA								
	Tissue							
Batch	R3873992							
WG2653699-8	LCS							
Cadmium (Cd)-Total			102.1		%		70-130	02-NOV-17
Calcium (Ca)-Total			97.7		%		70-130	02-NOV-17
Cesium (Cs)-Total			93.4		%		70-130	02-NOV-17
Chromium (Cr)-Total			103.9		%		70-130	02-NOV-17
Cobalt (Co)-Total			102.9		%		70-130	02-NOV-17
Copper (Cu)-Total			102.4		%		70-130	02-NOV-17
Iron (Fe)-Total			98.0		%		70-130	02-NOV-17
Lead (Pb)-Total			97.6		%		70-130	02-NOV-17
Lithium (Li)-Total			98.1		%		70-130	02-NOV-17
Magnesium (Mg)-Total			102.2		%		70-130	02-NOV-17
Manganese (Mn)-Total			104.2		%		70-130	02-NOV-17
Molybdenum (Mo)-Total			96.0		%		70-130	02-NOV-17
Nickel (Ni)-Total			101.5		%		70-130	02-NOV-17
Potassium (K)-Total			104.3		%		70-130	02-NOV-17
Rubidium (Rb)-Total			105.0		%		70-130	02-NOV-17
Selenium (Se)-Total			100.4		%		70-130	02-NOV-17
Sodium (Na)-Total			107.9		%		70-130	02-NOV-17
Strontium (Sr)-Total			98.9		%		70-130	02-NOV-17
Tellurium (Te)-Total			97.6		%		70-130	02-NOV-17
Thallium (Tl)-Total			99.2		%		70-130	02-NOV-17
Tin (Sn)-Total			97.9		%		70-130	02-NOV-17
Uranium (U)-Total			101.4		%		70-130	02-NOV-17
Vanadium (V)-Total			104.6		%		70-130	02-NOV-17
Zinc (Zn)-Total			92.8		%		70-130	02-NOV-17
Zirconium (Zr)-Total			96.8		%		70-130	02-NOV-17
Batch	R3880609							
WG2654637-3	CRM	VA-NRC-DORM4						
Aluminum (Al)-Total			106.3		%		70-130	06-NOV-17
Arsenic (As)-Total			104.9		%		70-130	06-NOV-17
Barium (Ba)-Total			113.1		%		70-130	06-NOV-17
Beryllium (Be)-Total			0.0181		mg/kg wwt		0.005-0.025	06-NOV-17
Bismuth (Bi)-Total			0.0112		mg/kg wwt		0.002-0.022	06-NOV-17
Boron (B)-Total			104.4		%		70-130	06-NOV-17
Cadmium (Cd)-Total			106.8		%		70-130	06-NOV-17



Quality Control Report

Workorder: L1992980

Report Date: 04-DEC-17

Page 35 of 51

Test	Matrix	Reference	Result	Qualifier	Units	RPD	Limit	Analyzed
MET-WET-CCMS-N-VA	Tissue							
Batch	R3880609							
WG2654637-3 CRM		VA-NRC-DORM4						
Calcium (Ca)-Total			103.8		%		70-130	06-NOV-17
Cesium (Cs)-Total			105.0		%		70-130	06-NOV-17
Chromium (Cr)-Total			105.8		%		70-130	06-NOV-17
Cobalt (Co)-Total			109.2		%		70-130	06-NOV-17
Copper (Cu)-Total			104.3		%		70-130	06-NOV-17
Iron (Fe)-Total			112.2		%		70-130	06-NOV-17
Lead (Pb)-Total			108.6		%		70-130	06-NOV-17
Lithium (Li)-Total			1.16		mg/kg wwt		0.71-1.71	06-NOV-17
Magnesium (Mg)-Total			106.8		%		70-130	06-NOV-17
Manganese (Mn)-Total			107.5		%		70-130	06-NOV-17
Molybdenum (Mo)-Total			103.3		%		70-130	06-NOV-17
Nickel (Ni)-Total			98.1		%		70-130	06-NOV-17
Phosphorus (P)-Total			108.5		%		70-130	06-NOV-17
Potassium (K)-Total			111.9		%		70-130	06-NOV-17
Rubidium (Rb)-Total			111.2		%		70-130	06-NOV-17
Selenium (Se)-Total			112.3		%		70-130	06-NOV-17
Sodium (Na)-Total			108.6		%		70-130	06-NOV-17
Strontium (Sr)-Total			96.6		%		70-130	06-NOV-17
Thallium (Tl)-Total			113.5		%		70-130	06-NOV-17
Uranium (U)-Total			106.2		%		70-130	06-NOV-17
Vanadium (V)-Total			103.5		%		70-130	06-NOV-17
Zinc (Zn)-Total			109.1		%		70-130	06-NOV-17
Zirconium (Zr)-Total			0.244		mg/kg wwt		0.054-0.454	06-NOV-17
WG2655760-3 CRM		VA-NRC-DORM4						
Aluminum (Al)-Total			100.4		%		70-130	06-NOV-17
Arsenic (As)-Total			100.1		%		70-130	06-NOV-17
Barium (Ba)-Total			105.9		%		70-130	06-NOV-17
Beryllium (Be)-Total			0.0146		mg/kg wwt		0.005-0.025	06-NOV-17
Bismuth (Bi)-Total			0.0114		mg/kg wwt		0.002-0.022	06-NOV-17
Boron (B)-Total			97.2		%		70-130	06-NOV-17
Cadmium (Cd)-Total			102.5		%		70-130	06-NOV-17
Calcium (Ca)-Total			98.9		%		70-130	06-NOV-17
Cesium (Cs)-Total			94.6		%		70-130	06-NOV-17
Chromium (Cr)-Total			98.7		%		70-130	06-NOV-17

Quality Control Report

Workorder: L1992980

Report Date: 04-DEC-17

Page 36 of 51

Test	Matrix	Reference	Result	Qualifier	Units	RPD	Limit	Analyzed
MET-WET-CCMS-N-VA								
	Tissue							
Batch	R3880609							
WG2655760-3	CRM	VA-NRC-DORM4						
Cobalt (Co)-Total			100.4		%		70-130	06-NOV-17
Copper (Cu)-Total			97.4		%		70-130	06-NOV-17
Iron (Fe)-Total			101.9		%		70-130	06-NOV-17
Lead (Pb)-Total			103.4		%		70-130	06-NOV-17
Lithium (Li)-Total			1.08		mg/kg wwt		0.71-1.71	06-NOV-17
Magnesium (Mg)-Total			98.8		%		70-130	06-NOV-17
Manganese (Mn)-Total			97.2		%		70-130	06-NOV-17
Molybdenum (Mo)-Total			94.2		%		70-130	06-NOV-17
Nickel (Ni)-Total			93.4		%		70-130	06-NOV-17
Phosphorus (P)-Total			103.6		%		70-130	06-NOV-17
Potassium (K)-Total			104.5		%		70-130	06-NOV-17
Rubidium (Rb)-Total			105.8		%		70-130	06-NOV-17
Selenium (Se)-Total			105.9		%		70-130	06-NOV-17
Sodium (Na)-Total			102.0		%		70-130	06-NOV-17
Strontium (Sr)-Total			92.7		%		70-130	06-NOV-17
Thallium (Tl)-Total			103.1		%		70-130	06-NOV-17
Uranium (U)-Total			92.9		%		70-130	06-NOV-17
Vanadium (V)-Total			99.1		%		70-130	06-NOV-17
Zinc (Zn)-Total			107.5		%		70-130	06-NOV-17
Zirconium (Zr)-Total			0.237		mg/kg wwt		0.054-0.454	06-NOV-17
WG2655760-4	CRM	VA-NRC-DORM4						
Aluminum (Al)-Total			107.3		%		70-130	06-NOV-17
Arsenic (As)-Total			106.3		%		70-130	06-NOV-17
Barium (Ba)-Total			111.7		%		70-130	06-NOV-17
Beryllium (Be)-Total			0.0172		mg/kg wwt		0.005-0.025	06-NOV-17
Bismuth (Bi)-Total			0.0150		mg/kg wwt		0.002-0.022	06-NOV-17
Boron (B)-Total			96.7		%		70-130	06-NOV-17
Cadmium (Cd)-Total			110.5		%		70-130	06-NOV-17
Calcium (Ca)-Total			98.4		%		70-130	06-NOV-17
Cesium (Cs)-Total			100.1		%		70-130	06-NOV-17
Chromium (Cr)-Total			111.2		%		70-130	06-NOV-17
Cobalt (Co)-Total			107.6		%		70-130	06-NOV-17
Copper (Cu)-Total			104.7		%		70-130	06-NOV-17
Iron (Fe)-Total			102.3		%		70-130	06-NOV-17

Quality Control Report

Workorder: L1992980

Report Date: 04-DEC-17

Page 37 of 51

Test	Matrix	Reference	Result	Qualifier	Units	RPD	Limit	Analyzed
MET-WET-CCMS-N-VA		Tissue						
Batch	R3880609							
WG2655760-4	CRM	VA-NRC-DORM4						
Lead (Pb)-Total			105.3		%		70-130	06-NOV-17
Lithium (Li)-Total			1.14		mg/kg wwt		0.71-1.71	06-NOV-17
Magnesium (Mg)-Total			105.4		%		70-130	06-NOV-17
Manganese (Mn)-Total			102.2		%		70-130	06-NOV-17
Molybdenum (Mo)-Total			93.9		%		70-130	06-NOV-17
Nickel (Ni)-Total			108.5		%		70-130	06-NOV-17
Phosphorus (P)-Total			110.6		%		70-130	06-NOV-17
Potassium (K)-Total			112.6		%		70-130	06-NOV-17
Rubidium (Rb)-Total			111.2		%		70-130	06-NOV-17
Selenium (Se)-Total			105.6		%		70-130	06-NOV-17
Sodium (Na)-Total			109.8		%		70-130	06-NOV-17
Strontium (Sr)-Total			92.7		%		70-130	06-NOV-17
Thallium (Tl)-Total			106.0		%		70-130	06-NOV-17
Uranium (U)-Total			95.0		%		70-130	06-NOV-17
Vanadium (V)-Total			104.3		%		70-130	06-NOV-17
Zinc (Zn)-Total			110.6		%		70-130	06-NOV-17
Zirconium (Zr)-Total			0.238		mg/kg wwt		0.054-0.454	06-NOV-17
WG2654637-2	DUP	L1992980-36						
Aluminum (Al)-Total		<0.40	<0.40	RPD-NA	mg/kg wwt	N/A	40	06-NOV-17
Antimony (Sb)-Total		<0.0020	<0.0020	RPD-NA	mg/kg wwt	N/A	40	06-NOV-17
Arsenic (As)-Total		0.0084	0.0084		mg/kg wwt	0.4	40	06-NOV-17
Barium (Ba)-Total		0.037	0.040		mg/kg wwt	8.2	40	06-NOV-17
Beryllium (Be)-Total		<0.0020	<0.0020	RPD-NA	mg/kg wwt	N/A	40	06-NOV-17
Bismuth (Bi)-Total		<0.0020	<0.0020	RPD-NA	mg/kg wwt	N/A	40	06-NOV-17
Boron (B)-Total		<0.20	<0.20	RPD-NA	mg/kg wwt	N/A	40	06-NOV-17
Cadmium (Cd)-Total		0.0030	0.0027		mg/kg wwt	11	40	06-NOV-17
Calcium (Ca)-Total		293	282		mg/kg wwt	4.0	60	06-NOV-17
Cesium (Cs)-Total		0.0125	0.0112		mg/kg wwt	11	40	06-NOV-17
Chromium (Cr)-Total		<0.010	<0.010	RPD-NA	mg/kg wwt	N/A	40	06-NOV-17
Cobalt (Co)-Total		0.0344	0.0335		mg/kg wwt	2.8	40	06-NOV-17
Copper (Cu)-Total		0.782	0.786		mg/kg wwt	0.5	40	06-NOV-17
Iron (Fe)-Total		22.9	23.1		mg/kg wwt	1.1	40	06-NOV-17
Lead (Pb)-Total		<0.0040	<0.0040	RPD-NA	mg/kg wwt	N/A	40	06-NOV-17
Lithium (Li)-Total		<0.10	<0.10	RPD-NA	mg/kg wwt	N/A	40	06-NOV-17

Quality Control Report

Workorder: L1992980

Report Date: 04-DEC-17

Page 38 of 51

Test	Matrix	Reference	Result	Qualifier	Units	RPD	Limit	Analyzed
MET-WET-CCMS-N-VA Tissue								
Batch	R3880609							
WG2654637-2 DUP		L1992980-36						
Magnesium (Mg)-Total		239	234		mg/kg wwt	2.1	40	06-NOV-17
Manganese (Mn)-Total		2.06	2.08		mg/kg wwt	1.0	40	06-NOV-17
Molybdenum (Mo)-Total		0.0089	0.0082		mg/kg wwt	8.8	40	06-NOV-17
Nickel (Ni)-Total		<0.040	<0.040	RPD-NA	mg/kg wwt	N/A	40	06-NOV-17
Phosphorus (P)-Total		2400	2350		mg/kg wwt	2.1	40	06-NOV-17
Potassium (K)-Total		3330	3340		mg/kg wwt	0.2	40	06-NOV-17
Rubidium (Rb)-Total		9.22	9.18		mg/kg wwt	0.5	40	06-NOV-17
Selenium (Se)-Total		0.547	0.539		mg/kg wwt	1.5	40	06-NOV-17
Sodium (Na)-Total		1020	1020		mg/kg wwt	0.8	40	06-NOV-17
Strontium (Sr)-Total		0.057	0.055		mg/kg wwt	3.6	60	06-NOV-17
Tellurium (Te)-Total		<0.0040	<0.0040	RPD-NA	mg/kg wwt	N/A	40	06-NOV-17
Thallium (Tl)-Total		0.00603	0.00558		mg/kg wwt	7.8	40	06-NOV-17
Tin (Sn)-Total		<0.020	<0.020	RPD-NA	mg/kg wwt	N/A	40	06-NOV-17
Uranium (U)-Total		<0.00040	<0.00040	RPD-NA	mg/kg wwt	N/A	40	06-NOV-17
Vanadium (V)-Total		<0.020	<0.020	RPD-NA	mg/kg wwt	N/A	40	06-NOV-17
Zinc (Zn)-Total		23.5	22.7		mg/kg wwt	3.7	40	06-NOV-17
Zirconium (Zr)-Total		<0.040	<0.040	RPD-NA	mg/kg wwt	N/A	40	06-NOV-17
WG2655760-2 DUP		L1992980-53						
Aluminum (Al)-Total		<0.40	<0.40	RPD-NA	mg/kg wwt	N/A	40	06-NOV-17
Antimony (Sb)-Total		<0.0020	<0.0020	RPD-NA	mg/kg wwt	N/A	40	06-NOV-17
Arsenic (As)-Total		0.0758	0.0747		mg/kg wwt	1.4	40	06-NOV-17
Barium (Ba)-Total		0.046	0.037		mg/kg wwt	21	40	06-NOV-17
Beryllium (Be)-Total		<0.0020	<0.0020	RPD-NA	mg/kg wwt	N/A	40	06-NOV-17
Bismuth (Bi)-Total		<0.0020	<0.0020	RPD-NA	mg/kg wwt	N/A	40	06-NOV-17
Boron (B)-Total		<0.20	<0.20	RPD-NA	mg/kg wwt	N/A	40	06-NOV-17
Cadmium (Cd)-Total		<0.0010	<0.0010	RPD-NA	mg/kg wwt	N/A	40	06-NOV-17
Calcium (Ca)-Total		230	113	DUP-H	mg/kg wwt	69	60	06-NOV-17
Cesium (Cs)-Total		0.0081	0.0078		mg/kg wwt	3.6	40	06-NOV-17
Chromium (Cr)-Total		<0.010	<0.010	RPD-NA	mg/kg wwt	N/A	40	06-NOV-17
Cobalt (Co)-Total		<0.0040	<0.0040	RPD-NA	mg/kg wwt	N/A	40	06-NOV-17
Copper (Cu)-Total		0.103	0.110		mg/kg wwt	6.4	40	06-NOV-17
Iron (Fe)-Total		1.13	1.22		mg/kg wwt	7.7	40	06-NOV-17
Lead (Pb)-Total		<0.0040	<0.0040	RPD-NA	mg/kg wwt	N/A	40	06-NOV-17
Lithium (Li)-Total		<0.10	<0.10	RPD-NA	mg/kg wwt	N/A	40	06-NOV-17

Quality Control Report

Workorder: L1992980

Report Date: 04-DEC-17

Page 39 of 51

Test	Matrix	Reference	Result	Qualifier	Units	RPD	Limit	Analyzed
MET-WET-CCMS-N-VA Tissue								
Batch	R3880609							
WG2655760-2 DUP		L1992980-53						
Magnesium (Mg)-Total		314	304		mg/kg wwt	3.0	40	06-NOV-17
Manganese (Mn)-Total		0.219	0.117	DUP-H	mg/kg wwt	61	40	06-NOV-17
Molybdenum (Mo)-Total		<0.0040	<0.0040	RPD-NA	mg/kg wwt	N/A	40	06-NOV-17
Nickel (Ni)-Total		<0.040	<0.040	RPD-NA	mg/kg wwt	N/A	40	06-NOV-17
Phosphorus (P)-Total		2430	2340		mg/kg wwt	3.7	40	06-NOV-17
Potassium (K)-Total		4270	4250		mg/kg wwt	0.3	40	06-NOV-17
Rubidium (Rb)-Total		6.10	5.98		mg/kg wwt	2.0	40	06-NOV-17
Selenium (Se)-Total		0.153	0.144		mg/kg wwt	6.0	40	06-NOV-17
Sodium (Na)-Total		417	410		mg/kg wwt	1.5	40	06-NOV-17
Strontium (Sr)-Total		0.093	0.032	DUP-H	mg/kg wwt	97	60	06-NOV-17
Tellurium (Te)-Total		<0.0040	<0.0040	RPD-NA	mg/kg wwt	N/A	40	06-NOV-17
Thallium (Tl)-Total		0.00296	0.00282		mg/kg wwt	5.0	40	06-NOV-17
Tin (Sn)-Total		<0.020	<0.020	RPD-NA	mg/kg wwt	N/A	40	06-NOV-17
Uranium (U)-Total		<0.00040	<0.00040	RPD-NA	mg/kg wwt	N/A	40	06-NOV-17
Vanadium (V)-Total		<0.020	<0.020	RPD-NA	mg/kg wwt	N/A	40	06-NOV-17
Zinc (Zn)-Total		2.99	3.00		mg/kg wwt	0.3	40	06-NOV-17
Zirconium (Zr)-Total		<0.040	<0.040	RPD-NA	mg/kg wwt	N/A	40	06-NOV-17
WG2655760-8 DUP		L1992980-64						
Aluminum (Al)-Total		1.65	1.63		mg/kg wwt	0.8	40	06-NOV-17
Antimony (Sb)-Total		<0.0020	<0.0020	RPD-NA	mg/kg wwt	N/A	40	06-NOV-17
Arsenic (As)-Total		0.0172	0.0162		mg/kg wwt	6.2	40	06-NOV-17
Barium (Ba)-Total		0.044	0.043		mg/kg wwt	1.8	40	06-NOV-17
Beryllium (Be)-Total		<0.0020	<0.0020	RPD-NA	mg/kg wwt	N/A	40	06-NOV-17
Bismuth (Bi)-Total		0.0088	0.0093		mg/kg wwt	4.9	40	06-NOV-17
Boron (B)-Total		<0.20	<0.20	RPD-NA	mg/kg wwt	N/A	40	06-NOV-17
Cadmium (Cd)-Total		0.117	0.116		mg/kg wwt	0.7	40	06-NOV-17
Calcium (Ca)-Total		36.6	36.0		mg/kg wwt	1.7	60	06-NOV-17
Cesium (Cs)-Total		0.0041	0.0040		mg/kg wwt	2.5	40	06-NOV-17
Chromium (Cr)-Total		<0.010	0.011	RPD-NA	mg/kg wwt	N/A	40	06-NOV-17
Cobalt (Co)-Total		0.0320	0.0305		mg/kg wwt	4.9	40	06-NOV-17
Copper (Cu)-Total		15.5	15.8		mg/kg wwt	2.1	40	06-NOV-17
Iron (Fe)-Total		26.4	26.4		mg/kg wwt	0.2	40	06-NOV-17
Lead (Pb)-Total		<0.0040	<0.0040	RPD-NA	mg/kg wwt	N/A	40	06-NOV-17
Lithium (Li)-Total		<0.10	<0.10	RPD-NA	mg/kg wwt	N/A	40	06-NOV-17



Quality Control Report

Workorder: L1992980

Report Date: 04-DEC-17

Page 40 of 51

Test	Matrix	Reference	Result	Qualifier	Units	RPD	Limit	Analyzed
MET-WET-CCMS-N-VA Tissue								
Batch	R3880609							
WG2655760-8 DUP		L1992980-64						
Magnesium (Mg)-Total		127	123		mg/kg wwt	2.9	40	06-NOV-17
Manganese (Mn)-Total		0.817	0.802		mg/kg wwt	1.9	40	06-NOV-17
Molybdenum (Mo)-Total		0.115	0.115		mg/kg wwt	0.2	40	06-NOV-17
Nickel (Ni)-Total		<0.040	<0.040	RPD-NA	mg/kg wwt	N/A	40	06-NOV-17
Phosphorus (P)-Total		2380	2270		mg/kg wwt	4.4	40	06-NOV-17
Potassium (K)-Total		2810	2810		mg/kg wwt	0.2	40	06-NOV-17
Rubidium (Rb)-Total		5.64	5.67		mg/kg wwt	0.6	40	06-NOV-17
Selenium (Se)-Total		2.09	2.11		mg/kg wwt	1.0	40	06-NOV-17
Sodium (Na)-Total		990	988		mg/kg wwt	0.2	40	06-NOV-17
Strontium (Sr)-Total		0.020	0.019		mg/kg wwt	2.1	60	06-NOV-17
Tellurium (Te)-Total		0.0052	0.0052		mg/kg wwt	1.5	40	06-NOV-17
Thallium (Tl)-Total		0.00118	0.00108		mg/kg wwt	8.7	40	06-NOV-17
Tin (Sn)-Total		<0.020	<0.020	RPD-NA	mg/kg wwt	N/A	40	06-NOV-17
Uranium (U)-Total		0.00141	0.00144		mg/kg wwt	1.7	40	06-NOV-17
Vanadium (V)-Total		0.349	0.338		mg/kg wwt	3.1	40	06-NOV-17
Zinc (Zn)-Total		37.7	38.8		mg/kg wwt	2.9	40	06-NOV-17
Zirconium (Zr)-Total		<0.040	<0.040	RPD-NA	mg/kg wwt	N/A	40	06-NOV-17
WG2654637-4 LCS								
Aluminum (Al)-Total			101.1		%		70-130	06-NOV-17
Antimony (Sb)-Total			104.2		%		70-130	06-NOV-17
Arsenic (As)-Total			101.8		%		70-130	06-NOV-17
Barium (Ba)-Total			104.7		%		70-130	06-NOV-17
Beryllium (Be)-Total			96.9		%		70-130	06-NOV-17
Bismuth (Bi)-Total			97.4		%		70-130	06-NOV-17
Boron (B)-Total			96.5		%		70-130	06-NOV-17
Cadmium (Cd)-Total			101.6		%		70-130	06-NOV-17
Calcium (Ca)-Total			98.2		%		70-130	06-NOV-17
Cesium (Cs)-Total			98.5		%		70-130	06-NOV-17
Chromium (Cr)-Total			99.3		%		70-130	06-NOV-17
Cobalt (Co)-Total			100.3		%		70-130	06-NOV-17
Copper (Cu)-Total			97.2		%		70-130	06-NOV-17
Iron (Fe)-Total			95.8		%		70-130	06-NOV-17
Lead (Pb)-Total			97.0		%		70-130	06-NOV-17
Lithium (Li)-Total			100.9		%		70-130	06-NOV-17



Quality Control Report

Workorder: L1992980

Report Date: 04-DEC-17

Page 41 of 51

Test	Matrix	Reference	Result	Qualifier	Units	RPD	Limit	Analyzed
MET-WET-CCMS-N-VA		Tissue						
Batch	R3880609							
WG2654637-4		LCS						
Magnesium (Mg)-Total			101.1		%		70-130	06-NOV-17
Manganese (Mn)-Total			98.8		%		70-130	06-NOV-17
Molybdenum (Mo)-Total			98.4		%		70-130	06-NOV-17
Nickel (Ni)-Total			98.4		%		70-130	06-NOV-17
Potassium (K)-Total			102.8		%		70-130	06-NOV-17
Rubidium (Rb)-Total			103.7		%		70-130	06-NOV-17
Selenium (Se)-Total			97.3		%		70-130	06-NOV-17
Sodium (Na)-Total			101.4		%		70-130	06-NOV-17
Strontium (Sr)-Total			98.9		%		70-130	06-NOV-17
Tellurium (Te)-Total			93.6		%		70-130	06-NOV-17
Thallium (Tl)-Total			97.9		%		70-130	06-NOV-17
Tin (Sn)-Total			99.8		%		70-130	06-NOV-17
Uranium (U)-Total			99.9		%		70-130	06-NOV-17
Vanadium (V)-Total			102.9		%		70-130	06-NOV-17
Zinc (Zn)-Total			95.9		%		70-130	06-NOV-17
Zirconium (Zr)-Total			100.5		%		70-130	06-NOV-17
WG2655760-5		LCS						
Aluminum (Al)-Total			100.5		%		70-130	06-NOV-17
Antimony (Sb)-Total			99.7		%		70-130	06-NOV-17
Arsenic (As)-Total			97.9		%		70-130	06-NOV-17
Barium (Ba)-Total			101.2		%		70-130	06-NOV-17
Beryllium (Be)-Total			95.2		%		70-130	06-NOV-17
Bismuth (Bi)-Total			94.5		%		70-130	06-NOV-17
Boron (B)-Total			89.6		%		70-130	06-NOV-17
Cadmium (Cd)-Total			98.5		%		70-130	06-NOV-17
Calcium (Ca)-Total			94.3		%		70-130	06-NOV-17
Cesium (Cs)-Total			95.4		%		70-130	06-NOV-17
Chromium (Cr)-Total			96.3		%		70-130	06-NOV-17
Cobalt (Co)-Total			96.4		%		70-130	06-NOV-17
Copper (Cu)-Total			94.4		%		70-130	06-NOV-17
Iron (Fe)-Total			97.0		%		70-130	06-NOV-17
Lead (Pb)-Total			93.3		%		70-130	06-NOV-17
Lithium (Li)-Total			94.9		%		70-130	06-NOV-17
Magnesium (Mg)-Total			98.9		%		70-130	06-NOV-17



Quality Control Report

Workorder: L1992980

Report Date: 04-DEC-17

Page 42 of 51

Test	Matrix	Reference	Result	Qualifier	Units	RPD	Limit	Analyzed
MET-WET-CCMS-N-VA		Tissue						
Batch	R3880609							
WG2655760-5	LCS							
Manganese (Mn)-Total			97.9		%		70-130	06-NOV-17
Molybdenum (Mo)-Total			92.0		%		70-130	06-NOV-17
Nickel (Ni)-Total			96.1		%		70-130	06-NOV-17
Potassium (K)-Total			99.9		%		70-130	06-NOV-17
Rubidium (Rb)-Total			101.4		%		70-130	06-NOV-17
Selenium (Se)-Total			99.8		%		70-130	06-NOV-17
Sodium (Na)-Total			97.7		%		70-130	06-NOV-17
Strontium (Sr)-Total			96.7		%		70-130	06-NOV-17
Tellurium (Te)-Total			96.9		%		70-130	06-NOV-17
Thallium (Tl)-Total			92.2		%		70-130	06-NOV-17
Tin (Sn)-Total			95.4		%		70-130	06-NOV-17
Uranium (U)-Total			97.8		%		70-130	06-NOV-17
Vanadium (V)-Total			100.3		%		70-130	06-NOV-17
Zinc (Zn)-Total			92.8		%		70-130	06-NOV-17
Zirconium (Zr)-Total			96.7		%		70-130	06-NOV-17
WG2655760-6	LCS							
Aluminum (Al)-Total			101.0		%		70-130	06-NOV-17
Antimony (Sb)-Total			101.1		%		70-130	06-NOV-17
Arsenic (As)-Total			98.4		%		70-130	06-NOV-17
Barium (Ba)-Total			100.6		%		70-130	06-NOV-17
Beryllium (Be)-Total			96.8		%		70-130	06-NOV-17
Bismuth (Bi)-Total			97.8		%		70-130	06-NOV-17
Boron (B)-Total			90.8		%		70-130	06-NOV-17
Cadmium (Cd)-Total			97.3		%		70-130	06-NOV-17
Calcium (Ca)-Total			95.3		%		70-130	06-NOV-17
Cesium (Cs)-Total			98.0		%		70-130	06-NOV-17
Chromium (Cr)-Total			94.8		%		70-130	06-NOV-17
Cobalt (Co)-Total			97.0		%		70-130	06-NOV-17
Copper (Cu)-Total			95.1		%		70-130	06-NOV-17
Iron (Fe)-Total			96.4		%		70-130	06-NOV-17
Lead (Pb)-Total			97.5		%		70-130	06-NOV-17
Lithium (Li)-Total			100.4		%		70-130	06-NOV-17
Magnesium (Mg)-Total			99.9		%		70-130	06-NOV-17
Manganese (Mn)-Total			100.6		%		70-130	06-NOV-17



Quality Control Report

Workorder: L1992980

Report Date: 04-DEC-17

Page 43 of 51

Test	Matrix	Reference	Result	Qualifier	Units	RPD	Limit	Analyzed
MET-WET-CCMS-N-VA		Tissue						
Batch	R3880609							
WG2655760-6	LCS							
Molybdenum (Mo)-Total			92.5		%		70-130	06-NOV-17
Nickel (Ni)-Total			97.4		%		70-130	06-NOV-17
Potassium (K)-Total			101.6		%		70-130	06-NOV-17
Rubidium (Rb)-Total			100.7		%		70-130	06-NOV-17
Selenium (Se)-Total			97.9		%		70-130	06-NOV-17
Sodium (Na)-Total			98.6		%		70-130	06-NOV-17
Strontium (Sr)-Total			97.0		%		70-130	06-NOV-17
Tellurium (Te)-Total			97.6		%		70-130	06-NOV-17
Thallium (Tl)-Total			96.0		%		70-130	06-NOV-17
Tin (Sn)-Total			96.9		%		70-130	06-NOV-17
Uranium (U)-Total			98.9		%		70-130	06-NOV-17
Vanadium (V)-Total			102.0		%		70-130	06-NOV-17
Zinc (Zn)-Total			94.5		%		70-130	06-NOV-17
Zirconium (Zr)-Total			97.7		%		70-130	06-NOV-17
WG2654637-1		MB						
Aluminum (Al)-Total			<0.40		mg/kg wwt		0.4	06-NOV-17
Antimony (Sb)-Total			<0.0020		mg/kg wwt		0.002	06-NOV-17
Arsenic (As)-Total			<0.0040		mg/kg wwt		0.004	06-NOV-17
Barium (Ba)-Total			<0.010		mg/kg wwt		0.01	06-NOV-17
Beryllium (Be)-Total			<0.0020		mg/kg wwt		0.002	06-NOV-17
Bismuth (Bi)-Total			<0.0020		mg/kg wwt		0.002	06-NOV-17
Boron (B)-Total			<0.20		mg/kg wwt		0.2	06-NOV-17
Cadmium (Cd)-Total			<0.0010		mg/kg wwt		0.001	06-NOV-17
Calcium (Ca)-Total			<4.0		mg/kg wwt		4	06-NOV-17
Cesium (Cs)-Total			<0.0010		mg/kg wwt		0.001	06-NOV-17
Chromium (Cr)-Total			<0.010		mg/kg wwt		0.01	06-NOV-17
Cobalt (Co)-Total			<0.0040		mg/kg wwt		0.004	06-NOV-17
Copper (Cu)-Total			<0.020		mg/kg wwt		0.02	06-NOV-17
Iron (Fe)-Total			<0.60		mg/kg wwt		0.6	06-NOV-17
Lead (Pb)-Total			<0.0040		mg/kg wwt		0.004	06-NOV-17
Lithium (Li)-Total			<0.10		mg/kg wwt		0.1	06-NOV-17
Magnesium (Mg)-Total			<0.40		mg/kg wwt		0.4	06-NOV-17
Manganese (Mn)-Total			<0.010		mg/kg wwt		0.01	06-NOV-17
Molybdenum (Mo)-Total			<0.0040		mg/kg wwt		0.004	06-NOV-17



Quality Control Report

Workorder: L1992980

Report Date: 04-DEC-17

Page 44 of 51

Test	Matrix	Reference	Result	Qualifier	Units	RPD	Limit	Analyzed
MET-WET-CCMS-N-VA		Tissue						
Batch	R3880609							
WG2654637-1 MB								
Nickel (Ni)-Total			<0.040		mg/kg wwt		0.04	06-NOV-17
Phosphorus (P)-Total			<2.0		mg/kg wwt		2	06-NOV-17
Potassium (K)-Total			<4.0		mg/kg wwt		4	06-NOV-17
Rubidium (Rb)-Total			<0.010		mg/kg wwt		0.01	06-NOV-17
Selenium (Se)-Total			<0.010		mg/kg wwt		0.01	06-NOV-17
Sodium (Na)-Total			<4.0		mg/kg wwt		4	06-NOV-17
Strontium (Sr)-Total			<0.010		mg/kg wwt		0.01	06-NOV-17
Tellurium (Te)-Total			<0.0040		mg/kg wwt		0.004	06-NOV-17
Thallium (Tl)-Total			<0.00040		mg/kg wwt		0.0004	06-NOV-17
Tin (Sn)-Total			<0.020		mg/kg wwt		0.02	06-NOV-17
Uranium (U)-Total			<0.00040		mg/kg wwt		0.0004	06-NOV-17
Vanadium (V)-Total			<0.020		mg/kg wwt		0.02	06-NOV-17
Zinc (Zn)-Total			<0.10		mg/kg wwt		0.1	06-NOV-17
Zirconium (Zr)-Total			<0.040		mg/kg wwt		0.04	06-NOV-17
WG2655760-1 MB								
Aluminum (Al)-Total			<0.40		mg/kg wwt		0.4	06-NOV-17
Antimony (Sb)-Total			<0.0020		mg/kg wwt		0.002	06-NOV-17
Arsenic (As)-Total			<0.0040		mg/kg wwt		0.004	06-NOV-17
Barium (Ba)-Total			<0.010		mg/kg wwt		0.01	06-NOV-17
Beryllium (Be)-Total			<0.0020		mg/kg wwt		0.002	06-NOV-17
Bismuth (Bi)-Total			<0.0020		mg/kg wwt		0.002	06-NOV-17
Boron (B)-Total			<0.20		mg/kg wwt		0.2	06-NOV-17
Cadmium (Cd)-Total			<0.0010		mg/kg wwt		0.001	06-NOV-17
Calcium (Ca)-Total			<4.0		mg/kg wwt		4	06-NOV-17
Cesium (Cs)-Total			<0.0010		mg/kg wwt		0.001	06-NOV-17
Chromium (Cr)-Total			<0.010		mg/kg wwt		0.01	06-NOV-17
Cobalt (Co)-Total			<0.0040		mg/kg wwt		0.004	06-NOV-17
Copper (Cu)-Total			<0.020		mg/kg wwt		0.02	06-NOV-17
Iron (Fe)-Total			<0.60		mg/kg wwt		0.6	06-NOV-17
Lead (Pb)-Total			<0.0040		mg/kg wwt		0.004	06-NOV-17
Lithium (Li)-Total			<0.10		mg/kg wwt		0.1	06-NOV-17
Magnesium (Mg)-Total			<0.40		mg/kg wwt		0.4	06-NOV-17
Manganese (Mn)-Total			<0.010		mg/kg wwt		0.01	06-NOV-17
Molybdenum (Mo)-Total			<0.0040		mg/kg wwt		0.004	06-NOV-17



Quality Control Report

Workorder: L1992980

Report Date: 04-DEC-17

Page 45 of 51

Test	Matrix	Reference	Result	Qualifier	Units	RPD	Limit	Analyzed
MET-WET-CCMS-N-VA		Tissue						
Batch	R3880609							
WG2655760-1 MB								
Nickel (Ni)-Total			<0.040		mg/kg wwt		0.04	06-NOV-17
Phosphorus (P)-Total			<2.0		mg/kg wwt		2	06-NOV-17
Potassium (K)-Total			<4.0		mg/kg wwt		4	06-NOV-17
Rubidium (Rb)-Total			<0.010		mg/kg wwt		0.01	06-NOV-17
Selenium (Se)-Total			<0.010		mg/kg wwt		0.01	06-NOV-17
Sodium (Na)-Total			<4.0		mg/kg wwt		4	06-NOV-17
Strontium (Sr)-Total			<0.010		mg/kg wwt		0.01	06-NOV-17
Tellurium (Te)-Total			<0.0040		mg/kg wwt		0.004	06-NOV-17
Thallium (Tl)-Total			<0.00040		mg/kg wwt		0.0004	06-NOV-17
Tin (Sn)-Total			<0.020		mg/kg wwt		0.02	06-NOV-17
Uranium (U)-Total			<0.00040		mg/kg wwt		0.0004	06-NOV-17
Vanadium (V)-Total			<0.020		mg/kg wwt		0.02	06-NOV-17
Zinc (Zn)-Total			<0.10		mg/kg wwt		0.1	06-NOV-17
Zirconium (Zr)-Total			<0.040		mg/kg wwt		0.04	06-NOV-17
WG2655760-7 MB								
Aluminum (Al)-Total			<0.40		mg/kg wwt		0.4	06-NOV-17
Antimony (Sb)-Total			<0.0020		mg/kg wwt		0.002	06-NOV-17
Arsenic (As)-Total			<0.0040		mg/kg wwt		0.004	06-NOV-17
Barium (Ba)-Total			<0.010		mg/kg wwt		0.01	06-NOV-17
Beryllium (Be)-Total			<0.0020		mg/kg wwt		0.002	06-NOV-17
Bismuth (Bi)-Total			<0.0020		mg/kg wwt		0.002	06-NOV-17
Boron (B)-Total			<0.20		mg/kg wwt		0.2	06-NOV-17
Cadmium (Cd)-Total			<0.0010		mg/kg wwt		0.001	06-NOV-17
Calcium (Ca)-Total			<4.0		mg/kg wwt		4	06-NOV-17
Cesium (Cs)-Total			<0.0010		mg/kg wwt		0.001	06-NOV-17
Chromium (Cr)-Total			<0.010		mg/kg wwt		0.01	06-NOV-17
Cobalt (Co)-Total			<0.0040		mg/kg wwt		0.004	06-NOV-17
Copper (Cu)-Total			<0.020		mg/kg wwt		0.02	06-NOV-17
Iron (Fe)-Total			<0.60		mg/kg wwt		0.6	06-NOV-17
Lead (Pb)-Total			<0.0040		mg/kg wwt		0.004	06-NOV-17
Lithium (Li)-Total			<0.10		mg/kg wwt		0.1	06-NOV-17
Magnesium (Mg)-Total			<0.40		mg/kg wwt		0.4	06-NOV-17
Manganese (Mn)-Total			<0.010		mg/kg wwt		0.01	06-NOV-17
Molybdenum (Mo)-Total			<0.0040		mg/kg wwt		0.004	06-NOV-17



Quality Control Report

Workorder: L1992980

Report Date: 04-DEC-17

Page 46 of 51

Test	Matrix	Reference	Result	Qualifier	Units	RPD	Limit	Analyzed
MET-WET-CCMS-N-VA Tissue								
Batch	R3880609							
WG2655760-7 MB								
Nickel (Ni)-Total			<0.040		mg/kg wwt		0.04	06-NOV-17
Phosphorus (P)-Total			<2.0		mg/kg wwt		2	06-NOV-17
Potassium (K)-Total			<4.0		mg/kg wwt		4	06-NOV-17
Rubidium (Rb)-Total			<0.010		mg/kg wwt		0.01	06-NOV-17
Selenium (Se)-Total			<0.010		mg/kg wwt		0.01	06-NOV-17
Sodium (Na)-Total			<4.0		mg/kg wwt		4	06-NOV-17
Strontium (Sr)-Total			<0.010		mg/kg wwt		0.01	06-NOV-17
Tellurium (Te)-Total			<0.0040		mg/kg wwt		0.004	06-NOV-17
Thallium (Tl)-Total			<0.00040		mg/kg wwt		0.0004	06-NOV-17
Tin (Sn)-Total			<0.020		mg/kg wwt		0.02	06-NOV-17
Uranium (U)-Total			<0.00040		mg/kg wwt		0.0004	06-NOV-17
Vanadium (V)-Total			<0.020		mg/kg wwt		0.02	06-NOV-17
Zinc (Zn)-Total			<0.10		mg/kg wwt		0.1	06-NOV-17
Zirconium (Zr)-Total			<0.040		mg/kg wwt		0.04	06-NOV-17
MET-WET-MICR-HRMS-VA Tissue								
Batch	R3874105							
WG2650580-2 DUP		L1992980-57						
Aluminum (Al)-Total		1.1	1.0		mg/kg wwt	8.4	40	03-NOV-17
Antimony (Sb)-Total		<0.0020	<0.0020	RPD-NA	mg/kg wwt	N/A	40	03-NOV-17
Arsenic (As)-Total		0.0245	0.0238		mg/kg wwt	3.2	40	03-NOV-17
Barium (Ba)-Total		0.134	0.172		mg/kg wwt	25	40	03-NOV-17
Beryllium (Be)-Total		<0.0020	<0.0020	RPD-NA	mg/kg wwt	N/A	40	03-NOV-17
Bismuth (Bi)-Total		0.0066	0.0060		mg/kg wwt	9.5	40	03-NOV-17
Boron (B)-Total		<0.20	<0.20	RPD-NA	mg/kg wwt	N/A	40	03-NOV-17
Cadmium (Cd)-Total		0.0392	0.0378		mg/kg wwt	3.5	40	03-NOV-17
Calcium (Ca)-Total		39.9	37.3		mg/kg wwt	6.8	60	03-NOV-17
Cesium (Cs)-Total		0.0029	0.0028		mg/kg wwt	4.1	40	03-NOV-17
Chromium (Cr)-Total		0.296	0.327		mg/kg wwt	9.7	40	03-NOV-17
Cobalt (Co)-Total		0.0455	0.0431		mg/kg wwt	5.6	40	03-NOV-17
Copper (Cu)-Total		31.1	29.8		mg/kg wwt	4.2	40	03-NOV-17
Iron (Fe)-Total		30.9	29.5		mg/kg wwt	4.5	40	03-NOV-17
Lead (Pb)-Total		<0.010	<0.010	RPD-NA	mg/kg wwt	N/A	40	03-NOV-17
Lithium (Li)-Total		<0.10	<0.10	RPD-NA	mg/kg wwt	N/A	40	03-NOV-17
Magnesium (Mg)-Total		172	155		mg/kg wwt	10	40	03-NOV-17



Quality Control Report

Workorder: L1992980

Report Date: 04-DEC-17

Page 47 of 51

Test	Matrix	Reference	Result	Qualifier	Units	RPD	Limit	Analyzed
MET-WET-MICR-HRMS-VA Tissue								
Batch	R3874105							
WG2650580-2 DUP		L1992980-57						
Manganese (Mn)-Total		1.07	0.965		mg/kg wwt	10	40	03-NOV-17
Molybdenum (Mo)-Total		0.202	0.182		mg/kg wwt	11	40	03-NOV-17
Nickel (Ni)-Total		0.155	0.162		mg/kg wwt	4.8	40	03-NOV-17
Phosphorus (P)-Total		2730	2500		mg/kg wwt	8.9	40	03-NOV-17
Potassium (K)-Total		2760	2640		mg/kg wwt	4.1	40	03-NOV-17
Rubidium (Rb)-Total		5.29	4.99		mg/kg wwt	5.9	40	03-NOV-17
Selenium (Se)-Total		2.10	2.03		mg/kg wwt	3.4	40	03-NOV-17
Sodium (Na)-Total		650	606		mg/kg wwt	6.9	40	03-NOV-17
Strontium (Sr)-Total		0.033	0.032		mg/kg wwt	2.8	60	03-NOV-17
Tellurium (Te)-Total		<0.0040	<0.0040	RPD-NA	mg/kg wwt	N/A	40	03-NOV-17
Thallium (Tl)-Total		0.00316	0.00277		mg/kg wwt	13	40	03-NOV-17
Tin (Sn)-Total		<0.020	0.025	RPD-NA	mg/kg wwt	N/A	40	03-NOV-17
Uranium (U)-Total		0.00059	0.00052		mg/kg wwt	12	40	03-NOV-17
Vanadium (V)-Total		0.170	0.156		mg/kg wwt	8.1	40	03-NOV-17
Zinc (Zn)-Total		41.3	38.0		mg/kg wwt	8.3	40	03-NOV-17
Zirconium (Zr)-Total		<0.040	<0.040	RPD-NA	mg/kg wwt	N/A	40	03-NOV-17
WG2650580-4 LCS								
Aluminum (Al)-Total			88.4		%		70-130	03-NOV-17
Antimony (Sb)-Total			93.2		%		70-130	03-NOV-17
Arsenic (As)-Total			98.3		%		70-130	03-NOV-17
Barium (Ba)-Total			98.8		%		70-130	03-NOV-17
Beryllium (Be)-Total			99.7		%		70-130	03-NOV-17
Bismuth (Bi)-Total			100.1		%		70-130	03-NOV-17
Boron (B)-Total			103.2		%		70-130	03-NOV-17
Cadmium (Cd)-Total			98.7		%		70-130	03-NOV-17
Calcium (Ca)-Total			97.5		%		70-130	03-NOV-17
Cesium (Cs)-Total			99.0		%		70-130	03-NOV-17
Chromium (Cr)-Total			95.2		%		70-130	03-NOV-17
Cobalt (Co)-Total			102.4		%		70-130	03-NOV-17
Copper (Cu)-Total			98.0		%		70-130	03-NOV-17
Iron (Fe)-Total			103.0		%		70-130	03-NOV-17
Lead (Pb)-Total			98.2		%		70-130	03-NOV-17
Lithium (Li)-Total			97.6		%		70-130	03-NOV-17
Magnesium (Mg)-Total			96.0		%		70-130	03-NOV-17

Quality Control Report

Workorder: L1992980

Report Date: 04-DEC-17

Page 48 of 51

Test	Matrix	Reference	Result	Qualifier	Units	RPD	Limit	Analyzed
MET-WET-MICR-HRMS-VA Tissue								
Batch	R3874105							
WG2650580-4	LCS							
Manganese (Mn)-Total			99.5		%		70-130	03-NOV-17
Molybdenum (Mo)-Total			96.8		%		70-130	03-NOV-17
Nickel (Ni)-Total			98.6		%		70-130	03-NOV-17
Potassium (K)-Total			98.6		%		70-130	03-NOV-17
Rubidium (Rb)-Total			99.97		%		70-130	03-NOV-17
Selenium (Se)-Total			89.3		%		70-130	03-NOV-17
Sodium (Na)-Total			97.4		%		70-130	03-NOV-17
Strontium (Sr)-Total			96.0		%		70-130	03-NOV-17
Tellurium (Te)-Total			106.0		%		70-130	03-NOV-17
Thallium (Tl)-Total			90.8		%		70-130	03-NOV-17
Tin (Sn)-Total			91.4		%		70-130	03-NOV-17
Uranium (U)-Total			96.1		%		70-130	03-NOV-17
Vanadium (V)-Total			99.2		%		70-130	03-NOV-17
Zinc (Zn)-Total			90.2		%		70-130	03-NOV-17
Zirconium (Zr)-Total			97.7		%		70-130	03-NOV-17
WG2650580-1	MB							
Aluminum (Al)-Total			<1.0		mg/kg wwt		1	03-NOV-17
Antimony (Sb)-Total			<0.0020		mg/kg wwt		0.002	03-NOV-17
Arsenic (As)-Total			<0.0060		mg/kg wwt		0.006	03-NOV-17
Barium (Ba)-Total			<0.010		mg/kg wwt		0.01	03-NOV-17
Beryllium (Be)-Total			<0.0020		mg/kg wwt		0.002	03-NOV-17
Bismuth (Bi)-Total			<0.0020		mg/kg wwt		0.002	03-NOV-17
Boron (B)-Total			<0.20		mg/kg wwt		0.2	03-NOV-17
Cadmium (Cd)-Total			<0.0020		mg/kg wwt		0.002	03-NOV-17
Calcium (Ca)-Total			<4.0		mg/kg wwt		4	03-NOV-17
Cesium (Cs)-Total			<0.0010		mg/kg wwt		0.001	03-NOV-17
Chromium (Cr)-Total			<0.040		mg/kg wwt		0.04	03-NOV-17
Cobalt (Co)-Total			<0.0040		mg/kg wwt		0.004	03-NOV-17
Copper (Cu)-Total			<0.040		mg/kg wwt		0.04	03-NOV-17
Iron (Fe)-Total			<1.0		mg/kg wwt		1	03-NOV-17
Lead (Pb)-Total			<0.010		mg/kg wwt		0.01	03-NOV-17
Lithium (Li)-Total			<0.10		mg/kg wwt		0.1	03-NOV-17
Magnesium (Mg)-Total			<0.40		mg/kg wwt		0.4	03-NOV-17
Manganese (Mn)-Total			<0.010		mg/kg wwt		0.01	03-NOV-17

Quality Control Report

Workorder: L1992980

Report Date: 04-DEC-17

Page 49 of 51

Test	Matrix	Reference	Result	Qualifier	Units	RPD	Limit	Analyzed
MET-WET-MICR-HRMS-VA Tissue								
Batch R3874105								
WG2650580-1 MB								
Molybdenum (Mo)-Total			<0.0080		mg/kg wwt		0.008	03-NOV-17
Nickel (Ni)-Total			<0.040		mg/kg wwt		0.04	03-NOV-17
Phosphorus (P)-Total			<2.0		mg/kg wwt		2	03-NOV-17
Potassium (K)-Total			<4.0		mg/kg wwt		4	03-NOV-17
Rubidium (Rb)-Total			<0.010		mg/kg wwt		0.01	03-NOV-17
Selenium (Se)-Total			<0.020		mg/kg wwt		0.02	03-NOV-17
Sodium (Na)-Total			<4.0		mg/kg wwt		4	03-NOV-17
Strontium (Sr)-Total			<0.020		mg/kg wwt		0.02	03-NOV-17
Tellurium (Te)-Total			<0.0040		mg/kg wwt		0.004	03-NOV-17
Thallium (Tl)-Total			<0.00040		mg/kg wwt		0.0004	03-NOV-17
Tin (Sn)-Total			<0.020		mg/kg wwt		0.02	03-NOV-17
Uranium (U)-Total			<0.00040		mg/kg wwt		0.0004	03-NOV-17
Vanadium (V)-Total			<0.020		mg/kg wwt		0.02	03-NOV-17
Zinc (Zn)-Total			<0.20		mg/kg wwt		0.2	03-NOV-17
Zirconium (Zr)-Total			<0.040		mg/kg wwt		0.04	03-NOV-17
MOISTURE-MICR-VA Tissue								
Batch R3870389								
WG2650577-3 DUP								
% Moisture		L1992980-57	68.2	68.4	%	0.3	25	27-OCT-17
WG2650577-2 LCS								
% Moisture				100.1	%		90-110	27-OCT-17
WG2650577-1 MB								
% Moisture				<2.0	%		2	27-OCT-17
MOISTURE-TISS-VA Tissue								
Batch R3872549								
WG2653701-3 DUP								
% Moisture		L1992980-1	78.8	79.5	%	0.8	20	01-NOV-17
WG2653701-6 DUP								
% Moisture		L1992980-24	75.0	76.2	%	1.7	20	01-NOV-17
WG2653701-2 LCS								
% Moisture				100.2	%		90-110	01-NOV-17
WG2653701-5 LCS								
% Moisture				100.1	%		90-110	01-NOV-17
WG2653701-1 MB								
% Moisture				<0.50	%		0.5	01-NOV-17
WG2653701-4 MB								



Quality Control Report

Workorder: L1992980

Report Date: 04-DEC-17

Page 50 of 51

Test	Matrix	Reference	Result	Qualifier	Units	RPD	Limit	Analyzed
MOISTURE-TISS-VA		Tissue						
Batch	R3872549							
WG2653701-4	MB							
% Moisture			<0.50		%		0.5	01-NOV-17
Batch	R3873311							
WG2654683-3	DUP	L1992980-37						
% Moisture		78.3	78.8		%	0.7	20	01-NOV-17
WG2654683-6	DUP	L1992980-45						
% Moisture		78.3	78.4		%	0.2	20	01-NOV-17
WG2654683-9	DUP	L1992980-64						
% Moisture		76.3	75.5		%	1.1	20	01-NOV-17
WG2654683-2	LCS							
% Moisture			100.1		%		90-110	01-NOV-17
WG2654683-5	LCS							
% Moisture			100.2		%		90-110	01-NOV-17
WG2654683-8	LCS							
% Moisture			100.4		%		90-110	01-NOV-17
WG2654683-1	MB							
% Moisture			<0.50		%		0.5	01-NOV-17
WG2654683-4	MB							
% Moisture			<0.50		%		0.5	01-NOV-17
WG2654683-7	MB							
% Moisture			<0.50		%		0.5	01-NOV-17

Quality Control Report

Workorder: L1992980

Report Date: 04-DEC-17

Page 51 of 51

Legend:

Limit	ALS Control Limit (Data Quality Objectives)
DUP	Duplicate
RPD	Relative Percent Difference
N/A	Not Available
LCS	Laboratory Control Sample
SRM	Standard Reference Material
MS	Matrix Spike
MSD	Matrix Spike Duplicate
ADE	Average Desorption Efficiency
MB	Method Blank
IRM	Internal Reference Material
CRM	Certified Reference Material
CCV	Continuing Calibration Verification
CVS	Calibration Verification Standard
LCSD	Laboratory Control Sample Duplicate

Sample Parameter Qualifier Definitions:

Qualifier	Description
DUP-H	Duplicate results outside ALS DQO, due to sample heterogeneity.
RPD-NA	Relative Percent Difference Not Available due to result(s) being less than detection limit.

Hold Time Exceedances:

All test results reported with this submission were conducted within ALS recommended hold times.

ALS recommended hold times may vary by province. They are assigned to meet known provincial and/or federal government requirements. In the absence of regulatory hold times, ALS establishes recommendations based on guidelines published by the US EPA, APHA Standard Methods, or Environment Canada (where available). For more information, please contact ALS.

The ALS Quality Control Report is provided to ALS clients upon request. ALS includes comprehensive QC checks with every analysis to ensure our high standards of quality are met. Each QC result has a known or expected target value, which is compared against pre-determined data quality objectives to provide confidence in the accuracy of associated test results.

Please note that this report may contain QC results from anonymous Sample Duplicates and Matrix Spikes that do not originate from this Work Order.



www.alsglobal.com

Report To Contact and company name below will appear on the final report		Report Format / Distribution			Select Service Level Below - Please confirm all E&P TATs with your AM - surcharges will apply															
Company:	Minnow Environmental Inc.	Select Report Format: <input checked="" type="checkbox"/> PDF <input checked="" type="checkbox"/> EXCEL <input type="checkbox"/> EDD (DIGITAL)			Regular [R] <input checked="" type="checkbox"/> Standard TAT if received by 3 pm - business days - no surcharges apply															
Contact:	Katharina Batchelar	Quality Control (QC) Report with Report <input checked="" type="checkbox"/> YES <input type="checkbox"/> NO			PRIORITY (Business Days)	4 day [P4] <input type="checkbox"/>				EMERGENCY	1 Business day [E1] <input type="checkbox"/>									
Phone:	250-595-1627	<input type="checkbox"/> Compare Results to Criteria on Report - provide details below if box checked				3 day [P3] <input type="checkbox"/>					Same Day, Weekend or Statutory holiday [E0] <input type="checkbox"/>									
Company address below will appear on the final report		Select Distribution: <input checked="" type="checkbox"/> EMAIL <input type="checkbox"/> MAIL <input type="checkbox"/> FAX			Date and Time Required for all E&P TATs:															
Street:	101-1025 Hillside Avenue	Email 1 or Fax kbatchelar@minnow.ca			For tests that can not be performed according to the service level selected, you will be contacted.															
City/Province:	Victoria, BC	Email 2 jtester@minnow.ca			Analysis Request															
Postal Code:	V8T 2A2	Email 3			Indicate Filtered (F), Preserved (P) or Filtered and Preserved (F/P) below															
Invoice To	Same as Report To <input checked="" type="checkbox"/> YES <input type="checkbox"/> NO	Invoice Distribution			Number of Containers															
	Copy of Invoice with Report <input type="checkbox"/> YES <input type="checkbox"/> NO	Select Invoice Distribution: <input checked="" type="checkbox"/> EMAIL <input type="checkbox"/> MAIL <input type="checkbox"/> FAX																		
Company:		Email 1 or Fax kbatchelar@minnow.ca																		
Contact:		Email 2 jtester@minnow.ca																		
Project Information		Oil and Gas Required Fields (client use)																		
ALS Account # / Quote #:	Q62002	AFE/Cost Center:		PO#																
Job #:	17-13	Major/Minor Code:		Routing Code:																
PO / AFE:		Requisitioner:																		
LSD:		Location:																		
ALS Lab Work Order # (lab use only) L1992980		ALS Contact: Selam Worku		Sampler: KB, PS																
ALS Sample # (lab use only)	Sample Identification and/or Coordinates (This description will appear on the report)			Date (dd-mmm-yy)	Time (hh:mm)	Sample Type	HG-WET-CVAFS-N-VA (Hg Wet)	MET-WET-CCMS-N-VA (CRC ICPMs Wet)	PREP-TISS-DIGEST-VA (Regular Sample P)	HG-WET-MICR-CVAF-VA (Hg Micro Wet)	MET-WET-MICR-HRMS-VA (HR-ICPMs Wet)	PREP-MICR-DIGEST-VA (Micro Sample Pre)	MOISTURE-TISS-VA (% Moisture)							
	Pink-EXP-2017-WA11 Muscle			16-Sept-17	-	Tissue	<input checked="" type="checkbox"/>	<input checked="" type="checkbox"/>	<input checked="" type="checkbox"/>				<input checked="" type="checkbox"/>							
	Pink-EXP-2017-WA12 Muscle			16-Sept-17	-	Tissue	<input checked="" type="checkbox"/>	<input checked="" type="checkbox"/>	<input checked="" type="checkbox"/>				<input checked="" type="checkbox"/>							
	Pink-EXP-2017-WA13 Muscle			16-Sept-17	-	Tissue	<input checked="" type="checkbox"/>	<input checked="" type="checkbox"/>	<input checked="" type="checkbox"/>				<input checked="" type="checkbox"/>							
	Pink-EXP-2017-WA14 Muscle			16-Sept-17	-	Tissue	<input checked="" type="checkbox"/>	<input checked="" type="checkbox"/>	<input checked="" type="checkbox"/>				<input checked="" type="checkbox"/>							
	Pink-EXP-2017-WA15 Muscle			16-Sept-17	-	Tissue	<input checked="" type="checkbox"/>	<input checked="" type="checkbox"/>	<input checked="" type="checkbox"/>				<input checked="" type="checkbox"/>							
	Pink-EXP-2017-WA01 Liver			12-Sept-17	-	Tissue	<input checked="" type="checkbox"/>	<input checked="" type="checkbox"/>	<input checked="" type="checkbox"/>				<input checked="" type="checkbox"/>							
	Pink-EXP-2017-WA02 Liver			12-Sept-17	-	Tissue	<input checked="" type="checkbox"/>	<input checked="" type="checkbox"/>	<input checked="" type="checkbox"/>				<input checked="" type="checkbox"/>							
	Pink-EXP-2017-WA03 Liver			12-Sept-17	-	Tissue	<input checked="" type="checkbox"/>	<input checked="" type="checkbox"/>	<input checked="" type="checkbox"/>				<input checked="" type="checkbox"/>							
	Pink-EXP-2017-WA03X Liver			12-Sept-17	-	Tissue	<input checked="" type="checkbox"/>	<input checked="" type="checkbox"/>	<input checked="" type="checkbox"/>				<input checked="" type="checkbox"/>							
	Pink-EXP-2017-WA04 Liver			13-Sept-17	-	Tissue	<input checked="" type="checkbox"/>	<input checked="" type="checkbox"/>	<input checked="" type="checkbox"/>				<input checked="" type="checkbox"/>							
	Pink-EXP-2017-WA05 Liver			13-Sept-17	-	Tissue	<input checked="" type="checkbox"/>	<input checked="" type="checkbox"/>	<input checked="" type="checkbox"/>				<input checked="" type="checkbox"/>							
	Pink-EXP-2017-WA05X Liver			13-Sept-17	-	Tissue	<input checked="" type="checkbox"/>	<input checked="" type="checkbox"/>	<input checked="" type="checkbox"/>				<input checked="" type="checkbox"/>							
Drinking Water (DW) Samples (client use)		Special Instructions / Specify Criteria to add on report by clicking on the drop-down list below (electronic COC only)																		
Are samples taken from a Regulated DW System? <input type="checkbox"/> YES <input type="checkbox"/> NO																				
Are samples for human drinking water use? <input type="checkbox"/> YES <input type="checkbox"/> NO																				
		SAMPLE CONDITION AS RECEIVED (lab use only)																		
		Frozen <input type="checkbox"/> SIF Observations Yes <input type="checkbox"/> No <input type="checkbox"/>																		
		Ice Packs <input checked="" type="checkbox"/> Ice Cubes <input type="checkbox"/> Custody seal intact Yes <input type="checkbox"/> No <input type="checkbox"/>																		
		Cooling Initiated <input checked="" type="checkbox"/>																		
		INITIAL COOLER TEMPERATURES °C						FINAL COOLER TEMPERATURES °C												
		1.0																		
SHIPMENT RELEASE (client use)				INITIAL SHIPMENT RECEPTION (lab use only)				FINAL SHIPMENT RECEPTION (lab use only)												
Released by: <Original signed by>		Date:	Time:	Received by: <Original signed by>		Date:	Time:	Received by:			Date:	Time:								
		19-Sept-17	11:00			18-Sept-17	16:40													

REFER TO BACK PAGE FOR ALS LOCATIONS AND SAMPLING INFORMATION

WHITE - LABORATORY COPY YELLOW - CLIENT COPY

Failure to complete all portions of this form may delay analysis. Please fill in this form LEGIBLY. By the use of this form the user acknowledges and agrees with the Terms and Conditions as specified on the back page of the white - report copy.

1. If any water samples are taken from a Regulated Drinking Water (DW) System, please submit using an Authorized DW COC form.

OCTOBER 2015 FORM

<Original signed by>



Report To Contact and company name below will appear on the final report		Report Format / Distribution			Select Service Level Below - Please confirm all E&P TATs with your AM - surcharges will apply												
Company:	Minnow Environmental Inc.	Select Report Format: <input checked="" type="checkbox"/> PDF <input checked="" type="checkbox"/> EXCEL <input type="checkbox"/> EDD (DIGITAL)			Regular [R] <input checked="" type="checkbox"/> Standard TAT if received by 3 pm - business days - no surcharges apply												
Contact:	Katharina Batchelar	Quality Control (QC) Report with Report <input checked="" type="checkbox"/> YES <input type="checkbox"/> NO			PRIORITY (Business Days)	4 day [P4] <input type="checkbox"/>					EMERGENCY	1 Business day [E1] <input type="checkbox"/>					
Phone:	250-595-1627	<input type="checkbox"/> Compare Results to Criteria on Report - provide details below if box checked				3 day [P3] <input type="checkbox"/>						Same Day, Weekend or Statutory holiday [E0] <input type="checkbox"/>					
Company address below will appear on the final report		Select Distribution: <input checked="" type="checkbox"/> EMAIL <input type="checkbox"/> MAIL <input type="checkbox"/> FAX				2 day [P2] <input type="checkbox"/>											
Street:	101-1025 Hillside Avenue	Email 1 or Fax kbatchelar@minnow.ca			Date and Time Required for all E&P TATs:												
City/Province:	Victoria, BC	Email 2 jtester@minnow.ca			For tests that can not be performed according to the service level selected, you will be contacted.												
Postal Code:	V8T 2A2	Email 3			Analysis Request												
Invoice To	Same as Report To <input checked="" type="checkbox"/> YES <input type="checkbox"/> NO	Invoice Distribution			Indicate Filtered (F), Preserved (P) or Filtered and Preserved (F/P) below												
	Copy of Invoice with Report <input type="checkbox"/> YES <input type="checkbox"/> NO	Select Invoice Distribution: <input checked="" type="checkbox"/> EMAIL <input type="checkbox"/> MAIL <input type="checkbox"/> FAX															
Company:		Email 1 or Fax kbatchelar@minnow.ca															
Contact:		Email 2 jtester@minnow.ca															
Project Information		Oil and Gas Required Fields (client use)															
ALS Account # / Quote #	Q62002	AFE/Cost Center:	PO#														
Job #	17-13	Major/Minor Code:	Routing Code:														
PO / AFE:		Requisitioner:															
LSD:		Location:															
ALS Lab Work Order # (lab use only) L1992980		ALS Contact:	Selam Worku	Sampler:	KB, PS												
ALS Sample # (lab use only)	Sample Identification and/or Coordinates (This description will appear on the report)		Date (dd-mmm-yy)	Time (hh:mm)	Sample Type	HG-WET-CVAFS-N-VA (Hg Wet)	MET-WET-COMS-N-VA (CRC ICPMS Wet)	PREP-TISS-DIGEST-VA (Regular Sample P)	HG-WET-MICR-CVAF-VA (Hg Micro Wet)	MET-WET-MICR-HRMS-VA (HR-ICPMS We)	PREP-MICR-DIGEST-VA (Micro Sample Pre)	MOISTURE-TISS-VA (% Moisture)				Number of Containers	
-	Pink-EXP-2017-WA05 Ovary		13-Sept-17	-	Tissue	✓	✓	✓				✓					1
-	Pink-EXP-2017-WA15 Ovary		16-Sept-17	-	Tissue	✓	✓	✓				✓					1
-	Pink-EXP-2017-NP01 Muscle		15-Sept-17	-	Tissue	✓	✓	✓				✓					1
-	Pink-EXP-2017-NP02 Muscle		15-Sept-17	-	Tissue	✓	✓	✓				✓					1
-	Pink-EXP-2017-NP03 Muscle		15-Sept-17	-	Tissue	✓	✓	✓				✓					1
-	Pink-EXP-2017-NP03X Muscle		15-Sept-17	-	Tissue	✓	✓	✓				✓					1
-	Pink-EXP-2017-NP04 Muscle		16-Sept-17	-	Tissue	✓	✓	✓				✓					1
-	Pink-EXP-2017-NP05 Muscle		16-Sept-17	-	Tissue	✓	✓	✓				✓					1
-	Pink-EXP-2017-NP06 Muscle		16-Sept-17	-	Tissue	✓	✓	✓				✓					1
-	Pink-EXP-2017-NP07 Muscle		16-Sept-17	-	Tissue	✓	✓	✓				✓				1	
-	Pink-EXP-2017-NP08 Muscle		16-Sept-17	-	Tissue	✓	✓	✓				✓				1	
-	Pink-EXP-2017-NP09 Muscle		16-Sept-17	-	Tissue	✓	✓	✓				✓				1	
Drinking Water (DW) Samples (client use)		Special Instructions / Specify Criteria to add on report by clicking on the drop-down list below (electronic COC only)				SAMPLE CONDITION AS RECEIVED (lab use only)											
Are samples taken from a Regulated DW System? <input type="checkbox"/> YES <input type="checkbox"/> NO						Frozen <input type="checkbox"/> SIF Observations Yes <input type="checkbox"/> No <input type="checkbox"/>											
Are samples for human drinking water use? <input type="checkbox"/> YES <input type="checkbox"/> NO						Ice Packs <input checked="" type="checkbox"/> Ice Cubes <input type="checkbox"/> Custody seal intact Yes <input type="checkbox"/> No <input type="checkbox"/>											
						Cooling Initiated <input checked="" type="checkbox"/>											
						INITIAL COOLER TEMPERATURES °C					FINAL COOLER TEMPERATURES °C						
						1.0											
SHIPMENT RELEASE (client use)			INITIAL SHIPMENT RECEPTION (lab use only)			FINAL SHIPMENT RECEPTION (lab use only)											
Released by: <Original signed by>	Date: 18-Sept-17	Time: 11:00	Received by: <Original signed by>	Date: 18 Sept 17	Time: 1640	Received by:	Date:	Time:									

<Original signed by>



www.alsglobal.com

Report To Contact and company name below will appear on the final report		Report Format / Distribution			Select Service Level Below - Please confirm all E&P TATs with your AM - surcharges will apply																																																																																																																																	
Company:	Minnow Environmental Inc.	Select Report Format: <input checked="" type="checkbox"/> PDF <input checked="" type="checkbox"/> EXCEL <input type="checkbox"/> EDD (DIGITAL)			Regular [R] <input checked="" type="checkbox"/> Standard TAT if received by 3 pm - business days - no surcharges apply																																																																																																																																	
Contact:	Katharina Batchelar	Quality Control (QC) Report with Report <input checked="" type="checkbox"/> YES <input type="checkbox"/> NO			PRIORITY (Business Days)	4 day [P4] <input type="checkbox"/>				EMERGENCY	1 Business day [E1] <input type="checkbox"/>																																																																																																																											
Phone:	250-595-1627	<input type="checkbox"/> Compare Results to Criteria on Report - provide details below if box checked				3 day [P3] <input type="checkbox"/>					Same Day, Weekend or Statutory holiday [E0] <input type="checkbox"/>																																																																																																																											
Company address below will appear on the final report		Select Distribution: <input checked="" type="checkbox"/> EMAIL <input type="checkbox"/> MAIL <input type="checkbox"/> FAX			Date and Time Required for all E&P TATs:																																																																																																																																	
Street:	101-1025 Hillside Avenue	Email 1 or Fax kbatchelar@minnow.ca			For tests that can not be performed according to the service level selected, you will be contacted.																																																																																																																																	
City/Province:	Victoria, BC	Email 2 jtester@minnow.ca			Analysis Request Indicate Filtered (F), Preserved (P) or Filtered and Preserved (F/P) below																																																																																																																																	
Postal Code:	V8T 2A2	Email 3																																																																																																																																				
Invoice To	Same as Report To <input checked="" type="checkbox"/> YES <input type="checkbox"/> NO	Invoice Distribution			<table border="1" style="width:100%; border-collapse: collapse;"> <tr> <td style="writing-mode: vertical-rl; transform: rotate(180deg);">HG-WET-CVAFS-N-VA (Hg Wet)</td> <td style="writing-mode: vertical-rl; transform: rotate(180deg);">MET-WET-CCMS-N-VA (CRC ICPMS Wet)</td> <td style="writing-mode: vertical-rl; transform: rotate(180deg);">PREP-TISS-DIGEST-VA (Regular Sample P)</td> <td style="writing-mode: vertical-rl; transform: rotate(180deg);">HG-WET-MICR-CVAF-VA (1Hg Micro Wet)</td> <td style="writing-mode: vertical-rl; transform: rotate(180deg);">MET-WET-MICR-HRMS-VA (HR-ICPMS Wet)</td> <td style="writing-mode: vertical-rl; transform: rotate(180deg);">PREP-MICR-DIGEST-VA (Micro Sample Pre)</td> <td style="writing-mode: vertical-rl; transform: rotate(180deg);">MOISTURE-TISS-VA (% Moisture)</td> <td colspan="4"></td> <td rowspan="10" style="writing-mode: vertical-rl; transform: rotate(180deg); text-align: center;">Number of Containers</td> </tr> <tr><td></td><td></td><td></td><td></td><td></td><td></td><td></td><td></td><td></td><td></td><td></td><td></td></tr> <tr><td></td><td></td><td></td><td></td><td></td><td></td><td></td><td></td><td></td><td></td><td></td><td></td></tr> <tr><td></td><td></td><td></td><td></td><td></td><td></td><td></td><td></td><td></td><td></td><td></td><td></td></tr> <tr><td></td><td></td><td></td><td></td><td></td><td></td><td></td><td></td><td></td><td></td><td></td><td></td></tr> <tr><td></td><td></td><td></td><td></td><td></td><td></td><td></td><td></td><td></td><td></td><td></td><td></td></tr> <tr><td></td><td></td><td></td><td></td><td></td><td></td><td></td><td></td><td></td><td></td><td></td><td></td></tr> <tr><td></td><td></td><td></td><td></td><td></td><td></td><td></td><td></td><td></td><td></td><td></td><td></td></tr> <tr><td></td><td></td><td></td><td></td><td></td><td></td><td></td><td></td><td></td><td></td><td></td><td></td></tr> <tr><td></td><td></td><td></td><td></td><td></td><td></td><td></td><td></td><td></td><td></td><td></td><td></td></tr> </table>										HG-WET-CVAFS-N-VA (Hg Wet)	MET-WET-CCMS-N-VA (CRC ICPMS Wet)	PREP-TISS-DIGEST-VA (Regular Sample P)	HG-WET-MICR-CVAF-VA (1Hg Micro Wet)	MET-WET-MICR-HRMS-VA (HR-ICPMS Wet)	PREP-MICR-DIGEST-VA (Micro Sample Pre)	MOISTURE-TISS-VA (% Moisture)					Number of Containers																																																																																																												
HG-WET-CVAFS-N-VA (Hg Wet)	MET-WET-CCMS-N-VA (CRC ICPMS Wet)	PREP-TISS-DIGEST-VA (Regular Sample P)	HG-WET-MICR-CVAF-VA (1Hg Micro Wet)	MET-WET-MICR-HRMS-VA (HR-ICPMS Wet)											PREP-MICR-DIGEST-VA (Micro Sample Pre)	MOISTURE-TISS-VA (% Moisture)					Number of Containers																																																																																																																	
Copy of Invoice with Report <input type="checkbox"/> YES <input type="checkbox"/> NO		Select Invoice Distribution: <input checked="" type="checkbox"/> EMAIL <input type="checkbox"/> MAIL <input type="checkbox"/> FAX																																																																																																																																				
Company:		Email 1 or Fax kbatchelar@minnow.ca																																																																																																																																				
Contact:		Email 2 jtester@minnow.ca																																																																																																																																				
Project Information		Oil and Gas Required Fields (client use)																																																																																																																																				
ALS Account # / Quote #:	Q62002	AFE/Cost Center:	PO#																																																																																																																																			
Job #:	17-13	Major/Minor Code:	Routing Code:																																																																																																																																			
PO / AFE:		Requisitioner:																																																																																																																																				
LSD:		Location:																																																																																																																																				
ALS Lab Work Order # (lab use only)	L1992980	ALS Contact:	Selam Worku	Sampler:	KB, PS																																																																																																																																	
ALS Sample # (lab use only)	Sample Identification and/or Coordinates (This description will appear on the report)	Date (dd-mmm-yy)	Time (hh:mm)	Sample Type																																																																																																																																		
-	Pink-EXP-2017-NP06 Liver	16-Sept-17	-	Tissue	<input checked="" type="checkbox"/>	<input checked="" type="checkbox"/>	<input checked="" type="checkbox"/>	<input checked="" type="checkbox"/>	<input checked="" type="checkbox"/>	<input checked="" type="checkbox"/>	<input checked="" type="checkbox"/>	<input checked="" type="checkbox"/>	<input checked="" type="checkbox"/>	<input checked="" type="checkbox"/>	1																																																																																																																							
-	Pink-EXP-2017-NP07 Liver	16-Sept-17	-	Tissue	<input checked="" type="checkbox"/>	<input checked="" type="checkbox"/>	<input checked="" type="checkbox"/>	<input checked="" type="checkbox"/>	<input checked="" type="checkbox"/>	<input checked="" type="checkbox"/>	<input checked="" type="checkbox"/>	<input checked="" type="checkbox"/>	<input checked="" type="checkbox"/>	<input checked="" type="checkbox"/>	1																																																																																																																							
-	Pink-EXP-2017-NP08 Liver	16-Sept-17	-	Tissue	<input checked="" type="checkbox"/>	<input checked="" type="checkbox"/>	<input checked="" type="checkbox"/>	<input checked="" type="checkbox"/>	<input checked="" type="checkbox"/>	<input checked="" type="checkbox"/>	<input checked="" type="checkbox"/>	<input checked="" type="checkbox"/>	<input checked="" type="checkbox"/>	<input checked="" type="checkbox"/>	1																																																																																																																							
-	Pink-EXP-2017-NP09 Liver	16-Sept-17	-	Tissue	<input checked="" type="checkbox"/>	<input checked="" type="checkbox"/>	<input checked="" type="checkbox"/>	<input checked="" type="checkbox"/>	<input checked="" type="checkbox"/>	<input checked="" type="checkbox"/>	<input checked="" type="checkbox"/>	<input checked="" type="checkbox"/>	<input checked="" type="checkbox"/>	<input checked="" type="checkbox"/>	1																																																																																																																							
-	Pink-EXP-2017-NP10 Liver	16-Sept-17	-	Tissue	<input checked="" type="checkbox"/>	<input checked="" type="checkbox"/>	<input checked="" type="checkbox"/>	<input checked="" type="checkbox"/>	<input checked="" type="checkbox"/>	<input checked="" type="checkbox"/>	<input checked="" type="checkbox"/>	<input checked="" type="checkbox"/>	<input checked="" type="checkbox"/>	<input checked="" type="checkbox"/>	1																																																																																																																							
-	Pink-EXP-2017-NP11 Liver	16-Sept-17	-	Tissue	<input checked="" type="checkbox"/>	<input checked="" type="checkbox"/>	<input checked="" type="checkbox"/>	<input checked="" type="checkbox"/>	<input checked="" type="checkbox"/>	<input checked="" type="checkbox"/>	<input checked="" type="checkbox"/>	<input checked="" type="checkbox"/>	<input checked="" type="checkbox"/>	<input checked="" type="checkbox"/>	1																																																																																																																							
-	Pink-EXP-2017-NP12 Liver	16-Sept-17	-	Tissue	<input checked="" type="checkbox"/>	<input checked="" type="checkbox"/>	<input checked="" type="checkbox"/>	<input checked="" type="checkbox"/>	<input checked="" type="checkbox"/>	<input checked="" type="checkbox"/>	<input checked="" type="checkbox"/>	<input checked="" type="checkbox"/>	<input checked="" type="checkbox"/>	<input checked="" type="checkbox"/>	1																																																																																																																							
-	Pink-EXP-2017-NP13 Liver	16-Sept-17	-	Tissue	<input checked="" type="checkbox"/>	<input checked="" type="checkbox"/>	<input checked="" type="checkbox"/>	<input checked="" type="checkbox"/>	<input checked="" type="checkbox"/>	<input checked="" type="checkbox"/>	<input checked="" type="checkbox"/>	<input checked="" type="checkbox"/>	<input checked="" type="checkbox"/>	<input checked="" type="checkbox"/>	1																																																																																																																							
-	Pink-EXP-2017-NP14 Liver	16-Sept-17	-	Tissue	<input checked="" type="checkbox"/>	<input checked="" type="checkbox"/>	<input checked="" type="checkbox"/>	<input checked="" type="checkbox"/>	<input checked="" type="checkbox"/>	<input checked="" type="checkbox"/>	<input checked="" type="checkbox"/>	<input checked="" type="checkbox"/>	<input checked="" type="checkbox"/>	<input checked="" type="checkbox"/>	1																																																																																																																							
-	Pink-EXP-2017-NP15 Liver	16-Sept-17	-	Tissue	<input checked="" type="checkbox"/>	<input checked="" type="checkbox"/>	<input checked="" type="checkbox"/>	<input checked="" type="checkbox"/>	<input checked="" type="checkbox"/>	<input checked="" type="checkbox"/>	<input checked="" type="checkbox"/>	<input checked="" type="checkbox"/>	<input checked="" type="checkbox"/>	<input checked="" type="checkbox"/>	1																																																																																																																							
-	Pink-EXP-2017-NP01 Ovary	15-Sept-17	-	Tissue	<input checked="" type="checkbox"/>	<input checked="" type="checkbox"/>	<input checked="" type="checkbox"/>	<input checked="" type="checkbox"/>	<input checked="" type="checkbox"/>	<input checked="" type="checkbox"/>	<input checked="" type="checkbox"/>	<input checked="" type="checkbox"/>	<input checked="" type="checkbox"/>	<input checked="" type="checkbox"/>	1																																																																																																																							
-	Pink-EXP-2017-NP03 Ovary	15-Sept-17	-	Tissue	<input checked="" type="checkbox"/>	<input checked="" type="checkbox"/>	<input checked="" type="checkbox"/>	<input checked="" type="checkbox"/>	<input checked="" type="checkbox"/>	<input checked="" type="checkbox"/>	<input checked="" type="checkbox"/>	<input checked="" type="checkbox"/>	<input checked="" type="checkbox"/>	<input checked="" type="checkbox"/>	1																																																																																																																							
Drinking Water (DW) Samples (client use)		Special Instructions (Specify Criteria to add on report by clicking on the drop-down list below (electronic COC only))			SAMPLE CONDITION AS RECEIVED (lab use only)																																																																																																																																	
Are samples taken from a Regulated DW System? <input type="checkbox"/> YES <input type="checkbox"/> NO					Frozen <input type="checkbox"/> SIF Observations Yes <input type="checkbox"/> No <input type="checkbox"/>																																																																																																																																	
Are samples for human drinking water use? <input type="checkbox"/> YES <input type="checkbox"/> NO					Ice Packs <input checked="" type="checkbox"/> Ice Cubes <input type="checkbox"/> Custody seal intact Yes <input type="checkbox"/> No <input type="checkbox"/>																																																																																																																																	
					Cooling Initiated <input checked="" type="checkbox"/>																																																																																																																																	
					INITIAL COOLER TEMPERATURES °C					FINAL COOLER TEMPERATURES °C																																																																																																																												
					1.0																																																																																																																																	
SHIPMENT RELEASE (client use)				INITIAL SHIPMENT RECEPTION (lab use only)				FINAL SHIPMENT RECEPTION (lab use only)																																																																																																																														
Released by:	Date:	Time:	Received by:	Date:	Time:	Received by:	Date:	Time:																																																																																																																														
<Original signed by>	18-Sept-17	11:00	<Original signed by>	18 Sept 17	1640																																																																																																																																	

REFER TO BACK PAGE FOR ALS LOCATIONS AND SAMPLING INFORMATION

Failure to complete all portions of this form may delay analysis. Please fill in this form LEGIBLY. By the use of this form, the user acknowledges and agrees with the Terms and Conditions as specified on the back page of the white - report copy:

1. If any water samples are taken from a Regulated Drinking Water (DW) System, please submit using an Authorized DW COC form.

WHITE - LABORATORY COPY YELLOW - CLIENT COPY

OCTOBER 2016 FRONT

<Original signed by>



www.alsglobal.com

Report To Contact and company name below will appear on the final report		Report Format / Distribution			Select Service Level Below - Please confirm all E&P TATs with your AM - surcharges will apply																
Company: Minnow Environmental Inc.		Select Report Format: <input checked="" type="checkbox"/> PDF <input checked="" type="checkbox"/> EXCEL <input type="checkbox"/> EDD (DIGITAL)			Regular [R] <input checked="" type="checkbox"/> Standard TAT if received by 3 pm - business days - no surcharges apply																
Contact: Katharina Batchelar		Quality Control (QC) Report with Report <input checked="" type="checkbox"/> YES <input type="checkbox"/> NO			PROBIO (Business Day)		4 day [P4] <input type="checkbox"/>			EMERGENCY		1 Business day [E1] <input type="checkbox"/>									
Phone: 250-595-1627		<input type="checkbox"/> Compare Results to Criteria on Report - provide details below if box checked			3 day [P3] <input type="checkbox"/>		3 day [P3] <input type="checkbox"/>			Same Day, Weekend or		Statutory holiday [E0] <input type="checkbox"/>									
Company address below will appear on the final report		Select Distribution: <input checked="" type="checkbox"/> EMAIL <input type="checkbox"/> MAIL <input type="checkbox"/> FAX			2 day [P2] <input type="checkbox"/>																
Street: 101-1025 Hillside Avenue		Email 1 or Fax kbatchelar@minnow.ca			Date and Time Required for all E&P TATs:																
City/Province: Victoria, BC		Email 2 jtester@minnow.ca			For tests that can not be performed according to the service level selected, you will be contacted.																
Postal Code: V8T 2A2		Email 3			Analysis Request																
Invoice To		Invoice Distribution			Indicate Filtered (F), Preserved (P) or Filtered and Preserved (F/P) below																
Same as Report To <input checked="" type="checkbox"/> YES <input type="checkbox"/> NO		Select Invoice Distribution: <input checked="" type="checkbox"/> EMAIL <input type="checkbox"/> MAIL <input type="checkbox"/> FAX																			
Copy of Invoice with Report <input type="checkbox"/> YES <input type="checkbox"/> NO		Email 1 or Fax kbatchelar@minnow.ca																			
Company:		Email 2 jtester@minnow.ca																			
Contact:																					
Project Information		Oil and Gas Required Fields (client use)																			
ALS Account # / Quote #: Q62002		AFE/Cost Center: PO#																			
Job #: 17-13		Major/Minor Code: Routing Code:																			
PO / AFE:		Requisitioner:																			
LSD:		Location:																			
ALS Lab Work Order # (lab use only) L1992980		ALS Contact: Selam Worku			Sampler: KB, PS																
ALS Sample # (lab use only)	Sample Identification and/or Coordinates (This description will appear on the report)			Date (dd-mmm-yy)	Time (hh:mm)	Sample Type	HG-WET-CVAFS-N-VA (Hg Wet)	MET-WET-COMS-N-VA (CRC ICPMS Wet)	PREP-TISS-DIGEST-VA (Regular Sample P)	HG-WET-MICR-CVAF-VA (Hg Micro Wet)	MET-WET-MICR-HRMS-VA (HR-ICPMS We)	PREP-MICR-DIGEST-VA (Micro Sample Pre)	MOISTURE-TISS-VA (% Moisture)							Number of Containers	
	Pink-EXP-2017-NP06 Ovary			16-Sept-17	---	Tissue	<input checked="" type="checkbox"/>	<input checked="" type="checkbox"/>	<input checked="" type="checkbox"/>	<input checked="" type="checkbox"/>	<input checked="" type="checkbox"/>	<input checked="" type="checkbox"/>	<input checked="" type="checkbox"/>								1
	Pink-EXP-2017-NP09 Ovary			16-Sept-17	---	Tissue	<input checked="" type="checkbox"/>	<input checked="" type="checkbox"/>	<input checked="" type="checkbox"/>	<input checked="" type="checkbox"/>	<input checked="" type="checkbox"/>	<input checked="" type="checkbox"/>	<input checked="" type="checkbox"/>								1
	Pink-EXP-2017-NP12 Ovary			16-Sept-17	---	Tissue	<input checked="" type="checkbox"/>	<input checked="" type="checkbox"/>	<input checked="" type="checkbox"/>	<input checked="" type="checkbox"/>	<input checked="" type="checkbox"/>	<input checked="" type="checkbox"/>	<input checked="" type="checkbox"/>								1
	Pink-EXP-2017-NP13 Ovary			16-Sept-17	---	Tissue	<input checked="" type="checkbox"/>	<input checked="" type="checkbox"/>	<input checked="" type="checkbox"/>	<input checked="" type="checkbox"/>	<input checked="" type="checkbox"/>	<input checked="" type="checkbox"/>	<input checked="" type="checkbox"/>								1
	Pink-EXP-2017-NP14 Ovary			16-Sept-17	---	Tissue	<input checked="" type="checkbox"/>	<input checked="" type="checkbox"/>	<input checked="" type="checkbox"/>	<input checked="" type="checkbox"/>	<input checked="" type="checkbox"/>	<input checked="" type="checkbox"/>	<input checked="" type="checkbox"/>								1
						Tissue															
						Tissue															
						Tissue															
						Tissue															
						Tissue															
						Tissue															
						Tissue															
						Tissue															
						Tissue															
						Tissue															
						Tissue															
						Tissue															
						Tissue															
						Tissue															
						Tissue															
						Tissue															
						Tissue															
						Tissue															
						Tissue															
						Tissue															
						Tissue															
						Tissue															
						Tissue															
						Tissue															
						Tissue															
						Tissue															
						Tissue															
						Tissue															
						Tissue															
						Tissue															
						Tissue															
						Tissue															
						Tissue															
						Tissue															
						Tissue															
						Tissue															
						Tissue															
						Tissue															
						Tissue															
						Tissue															
						Tissue															
						Tissue															
						Tissue															
						Tissue															
						Tissue															
						Tissue															
						Tissue															
						Tissue															
						Tissue															
						Tissue															
						Tissue															
						Tissue															
						Tissue															
						Tissue															
						Tissue															
						Tissue															
						Tissue															
						Tissue															
						Tissue															
						Tissue															
						Tissue															
						Tissue															
						Tissue															
						Tissue															
						Tissue															
						Tissue															
						Tissue															
						Tissue															
						Tissue															
						Tissue															
						Tissue															
						Tissue															
						Tissue															
						Tissue															
						Tissue															
						Tissue															
						Tissue															